

A background image showing a row of students in a classroom, sitting at desks and holding yellow pencils, ready to take a test or survey. The students are out of focus, with the focus on the foreground student's hands and pencil.

2017 APNA

Arkansas Prevention Needs Assessment Survey

White County
Tables

Arkansas Department of Human Services,
Division of Aging, Adults and Behavioral
Health Services
And
University of Arkansas at Little Rock
MidSOUTH Center for Prevention and Training

Conducted by International Survey Associates dba Pride Surveys

Contents

1 INTRODUCTION

11

2 PERCENTAGE TABLES

15

List of Frequency Distribution Tables

1	Gender	16
2	Age	16
3	Are you Hispanic or Latino?	16
4	What is your race? Black or African American	17
5	What is your race? Asian	17
6	What is your race? American Indian	17
7	What is your race? Alaska Native	17
8	What is your race? White	18
9	What is your race? Native Hawaiian or Other Pacific Islander	18
10	What is your race? Other	18
11	What is the highest level of schooling completed by your mother or father?	19
12	Think of where you live most of the time. Which of the following people live there with you? Mother	19
13	Think of where you live most of the time. Which of the following people live there with you? Stepmother	19
14	Think of where you live most of the time. Which of the following people live there with you? Foster Mother	20
15	Think of where you live most of the time. Which of the following people live there with you? Grandmother	20
16	Think of where you live most of the time. Which of the following people live there with you? Aunt	20
17	Think of where you live most of the time. Which of the following people live there with you? Father	20
18	Think of where you live most of the time. Which of the following people live there with you? Stepfather	21
19	Think of where you live most of the time. Which of the following people live there with you? Foster Father	21
20	Think of where you live most of the time. Which of the following people live there with you? Grandfather	21
21	Think of where you live most of the time. Which of the following people live there with you? Uncle	21
22	Think of where you live most of the time. Which of the following people live there with you? Other Adults	22
23	Think of where you live most of the time. Which of the following people live there with you? Brother(s)	22
24	Think of where you live most of the time. Which of the following people live there with you? Stepbrother(s)	22
25	Think of where you live most of the time. Which of the following people live there with you? Sister(s)	22
26	Think of where you live most of the time. Which of the following people live there with you? Stepsister(s)	23

27	Think of where you live most of the time. Which of the following people live there with you? Other Children	23
28	In my school, students have lots of chances to help decide things like class activities and rules.	23
29	Teachers ask me to work on special classroom projects.	23
30	My teacher(s) notices when I am doing a good job and lets me know about it.	24
31	There are lots of chances for students in my school to get involved in sports, clubs, and other school activities outside of class.	24
32	There are lots of chances for students in my school to talk with a teacher one-on-one.	24
33	I feel safe at my school.	25
34	The school lets my parents know when I have done something well.	25
35	My teachers praise me when I work hard in school.	25
36	Are your school grades better than the grades of most students in your class?	26
37	I have lots of chances to be part of class discussions or activities.	26
38	Now thinking back over the past year in school, how often did you: enjoy being in school?	26
39	Now thinking back over the past year in school, how often did you: hate being in school?	27
40	Now thinking back over the past year in school, how often did you: try to do your best work in school?	27
41	How often do you feel that the school work you are assigned is meaningful and important?	27
42	Putting them all together, what were your grades like last year?	28
43	How important do you think the things you are learning in school are going to be for your later life?	28
44	During the LAST FOUR WEEKS how many whole days of school have you missed because you skipped or "cut"?	28
45	What are the chances you would be seen as cool if you: smoked cigarettes?	29
46	What are the chances you would be seen as cool if you: worked hard at school?	29
47	What are the chances you would be seen as cool if you: began drinking alcoholic beverages regularly, that is, at least once or twice a month?	29
48	What are the chances you would be seen as cool if you: defended someone who was being bullied?	30
49	What are the chances you would be seen as cool if you: smoked marijuana?	30
50	What are the chances you would be seen as cool if you: carried a handgun?	30
51	What are the chances you would be seen as cool if you: used e-cigarettes, e-cigars or e-hookahs (vaping)?	31

52	What are the chances you would be seen as cool if you: bullied someone or cyber bullied someone?	31
53	Think of your four best friends (the friends you feel closest to). In the past year (12 months), how many of your best friends have: participated in clubs, organizations or activities at school?	31
54	Think of your four best friends (the friends you feel closest to). In the past year (12 months), how many of your best friends have: smoked cigarettes?	32
55	Think of your four best friends (the friends you feel closest to). In the past year (12 months), how many of your best friends have: tried beer, wine or hard liquor (for example, vodka, whiskey, or gin) when their parents didn't know about it?	32
56	Think of your four best friends (the friends you feel closest to). In the past year (12 months), how many of your best friends have: used e-cigarettes, e-cigars, or e-hookahs?	32
57	Think of your four best friends (the friends you feel closest to). In the past year (12 months), how many of your best friends have: used marijuana?	33
58	Think of your four best friends (the friends you feel closest to). In the past year (12 months), how many of your best friends have: used prescription drugs or non-prescription drugs for the purpose of getting high?	33
59	Think of your four best friends (the friends you feel closest to). In the past year (12 months), how many of your best friends have: used synthetic marijuana (K2, spice) or bath salts?	33
60	Think of your four best friends (the friends you feel closest to). In the past year (12 months), how many of your best friends have: used LSD, cocaine, amphetamines, or other illegal drugs?	34
61	Think of your four best friends (the friends you feel closest to). In the past year (12 months), how many of your best friends have: been bullied?	34
62	Think of your four best friends (the friends you feel closest to). In the past year (12 months), how many of your best friends have: been suspended from school?	34
63	Think of your four best friends (the friends you feel closest to). In the past year (12 months), how many of your best friends have: carried a handgun?	35
64	Think of your four best friends (the friends you feel closest to). In the past year (12 months), how many of your best friends have: sold illegal drugs?	35
65	Think of your four best friends (the friends you feel closest to). In the past year (12 months), how many of your best friends have: regularly attended religious services?	35

66	Think of your four best friends (the friends you feel closest to). In the past year (12 months), how many of your best friends have: stolen or tried to steal a motor vehicle such as a car or motorcycle?	36
67	Think of your four best friends (the friends you feel closest to). In the past year (12 months), how many of your best friends have: been arrested?	36
68	Think of your four best friends (the friends you feel closest to). In the past year (12 months), how many of your best friends have: dropped out of school?	36
69	Think of your four best friends (the friends you feel closest to). In the past year (12 months), how many of your best friends have: been members of a gang?	37
70	How old were you when you first: smoked marijuana?	37
71	How old were you when you first: smoked a cigarette, even just a puff?	38
72	How old were you when you first: had more than a sip or two of beer, wine or hard liquor (for example, vodka, whiskey, or gin)?	38
73	How old were you when you first: began drinking alcoholic beverages regularly, that is, at least once or twice a month?	39
74	How old were you when you first: used Pegaramide (peg, Peggy)?	39
75	How old were you when you first: got suspended from school?	40
76	How old were you when you first: got arrested?	40
77	How old were you when you first: carried a handgun?	41
78	How old were you when you first: used e-cigarettes, e-cigars, or e-hookahs (vaping)?	41
79	How old were you when you first: belonged to a gang?	42
80	How old were you when you first: used prescription drugs not prescribed to you?	42
81	How wrong do you think it is for someone your age to: take a handgun to school?	43
82	How wrong do you think it is for someone your age to: steal anything?	43
83	How wrong do you think it is for someone your age to: pick a fight with someone?	43
84	How wrong do you think it is for someone your age to: attack someone with the idea of seriously hurting them?	44
85	How wrong do you think it is for someone your age to: stay away from school all day when their parents think they are at school?	44
86	How wrong do you think it is for someone your age to: drink beer, wine or hard liquor (for example, vodka, whiskey, or gin) regularly?	44
87	How wrong do you think it is for someone your age to: smoke cigarettes?	45
88	How wrong do you think it is for someone your age to: smoke marijuana?	45

89	How wrong do you think it is for someone your age to: use prescription drugs or non-prescription drugs for the purpose of getting high?	45
90	How wrong do you think it is for someone your age to: use synthetic marijuana (K2, spice) or bath salts?	46
91	How wrong do you think it is for someone your age to: use LSD, cocaine, amphetamines or another illegal drug?	46
92	How wrong do you think it is for someone your age to: use e-cigarettes, e-cigars or e-hookahs (vaping)?	46
93	At school during the past 12 months, did you receive help from the resource teacher, speech therapist or other special education teacher?	47
94	How many times in the past year (12 months) have you: been suspended from school?	47
95	How many times in the past year (12 months) have you: carried a handgun?	47
96	How many times in the past year (12 months) have you: sold illegal drugs?	48
97	How many times in the past year (12 months) have you: stolen or tried to steal a motor vehicle such as a car or motorcycle?	48
98	How many times in the past year (12 months) have you: participated in clubs, organizations or activities at school?	48
99	How many times in the past year (12 months) have you: been arrested?	49
100	How many times in the past year (12 months) have you: attacked someone with the idea of seriously hurting them?	49
101	How many times in the past year (12 months) have you: been drunk or high at school?	49
102	How many times in the past year (12 months) have you: taken a handgun to school?	50
103	How many times in the past year (12 months) have you: used e-cigarettes, e-cigars, or e-hookahs (vaping)?	50
104	Are you currently on probation, or assigned a probation officer with Juvenile Court?	50
105	Have you ever belonged to a gang?	51
106	If you have ever belonged to a gang, did that gang have a name?	51
107	You are at a party at someone's house, and one of your friends offers you a drink containing alcohol. What would you say or do?	51
108	How often do you attend religious services or activities?	52
109	I think sometimes it's okay to cheat at school.	52
110	It is important to think before you act.	52
111	Sometimes I think that life is not worth it.	53
112	At times I think I am no good at all.	53
113	All in all, I am inclined to think that I am a failure.	53
114	In the past year, have you felt depressed or sad MOST days, even if you felt okay sometimes?	54
115	It is all right to beat up people if they start the fight.	54

116	I think it is okay to take something without asking if you can get away with it.	54
117	Where do you get the most information about living a drug and alcohol free life? Parents/guardians	55
118	Where do you get the most information about living a drug and alcohol free life? Friends	55
119	Where do you get the most information about living a drug and alcohol free life? Family members	55
120	Where do you get the most information about living a drug and alcohol free life? School	56
121	Where do you get the most information about living a drug and alcohol free life? Internet	56
122	Where do you get the most information about living a drug and alcohol free life? TV	56
123	Where do you get the most information about living a drug and alcohol free life? Social media	57
124	How much do you think people risk harming themselves (physically or in other ways) if they: smoked one or more packs of cigarettes per day?	57
125	How much do you think people risk harming themselves (physically or in other ways) if they: try marijuana once or twice?	57
126	How much do you think people risk harming themselves (physically or in other ways) if they: smoke marijuana once or twice a week?	58
127	How much do you think people risk harming themselves (physically or in other ways) if they: take one or two drinks of an alcoholic beverage (beer, wine, liquor) nearly every day?	58
128	How much do you think people risk harming themselves (physically or in other ways) if they: have five or more drinks of an alcoholic beverage once or twice a weekend?	58
129	How much do you think people risk harming themselves (physically or in other ways) if they: use prescription drugs that are not prescribed to them?	59
130	How much do you think people risk harming themselves (physically or in other ways) if they: use non-prescription drugs to get high?	59
131	How much do you think people risk harming themselves (physically or in other ways) if they: use e-cigarettes, e-cigars, or e-hookahs?	59
132	Have you ever used smokeless tobacco (chew, snuff, plug, dipping tobacco, or chewing tobacco)?	60
133	How often have you used smokeless tobacco during the past 30 days?	60
134	Have you ever smoked cigarettes?	60
135	How frequently have you smoked cigarettes during the past 30 days?	61
136	Which statement best describes rules about smoking inside your home or your family cars?	61
137	Have you ever used e-cigarettes, e-cigars, or e-hookahs (vaping)?	61

138	How frequently have you used e-cigarettes, e-cigars, or e-hookahs (vaping)?	62
139	During this school year, were you taught in any of your classes about the dangers of tobacco use?	62
140	During the past 12 months, have you participated in any community activities to discourage people your age from using cigarettes, chewing tobacco, snuff, dip or cigars, e-cigarettes, e-cigars, or e-hookahs?	62
141	Think back over the last two weeks. How many times have you had five or more alcoholic drinks in a row?	63
142	During the past 30 days, how many times did you ride in a car or other vehicle driven by someone who had been drinking alcohol or using drugs to get high?	63
143	During the past 30 days, how many times did you drive a car or other vehicle when you had been drinking alcohol or using drugs to get high?	63
144	If you drank alcohol (not just a sip or taste) in the past year, where did you usually drink it?	64
145	How do you feel about someone your age having one or two drinks of an alcoholic beverage nearly every day?	64
146	On how many occasions have you had alcoholic beverages (beer, wine or hard liquor) to drink in your lifetime - more than just a few sips?	64
147	On how many occasions have you drunk one or more drinks of an alcoholic beverage during the past 30 days?	65
148	On how many occasions have you used marijuana (grass, pot) or hashish (hash, hash oil) in your lifetime?	65
149	On how many occasions have you used marijuana (grass, pot) or hashish (hash, hash oil) during the past 30 days?	65
150	On how many occasions have you used LSD or other psychedelics in your lifetime?	66
151	On how many occasions have you used LSD or other psychedelics during the past 30 days?	66
152	On how many occasions have you used cocaine or crack in your lifetime?	66
153	On how many occasions have you used cocaine or crack during the past 30 days?	67
154	On how many occasions have you sniffed glue, breathed the contents of an aerosol spray can, or inhaled other gases or sprays, in order to get high in your lifetime?	67
155	On how many occasions have you sniffed glue, breathed the contents of an aerosol spray can, or inhaled other gases or sprays, in order to get high during the past 30 days?	67
156	On how many occasions have you used Pegaramide (peg, Peggy, etc.) in your lifetime?	68

157	On how many occasions have you used Pegaramide (peg, Peggy, etc.) during the past 30 days?	68
158	On how many occasions have you used synthetic marijuana (K2, spice) in your lifetime?	68
159	On how many occasions have you used synthetic marijuana (K2, spice) during the past 30 days?	69
160	On how many occasions have you used methamphetamines (meth, speed, crank, crystal meth) in your lifetime?	69
161	On how many occasions have you used methamphetamines (meth, speed, crank, crystal meth) in the past 30 days?	69
162	On how many occasions have you used other chemical products (bath salts, plant food, etc.) in your lifetime?	70
163	On how many occasions have you used other chemical products (bath salts, plant food, etc.) during the past 30 days?	70
164	On how many occasions have you used heroin or other opiates in your lifetime?	70
165	On how many occasions have you used heroin or other opiates during the past 30 days?	71
166	On how many occasions have you used MDMA ('X', 'E', or ecstasy) in your lifetime?	71
167	On how many occasions have you used MDMA ('X', 'E', or ecstasy) during the past 30 days?	71
168	On how many occasions have you taken prescription drugs (such as Valium, Xanax, Ritalin, Adderall, OxyContin, Tramadol, or sleeping pills) not prescribed to you in your lifetime?	72
169	On how many occasions have you taken prescription drugs (such as Valium, Xanax, Ritalin, Adderall, OxyContin, Tramadol, or sleeping pills) not prescribed to you during the past 30 days?	72
170	On how many occasions have you taken non-prescription medicines such as diet pills (for example, Dietac, Dexatrim or Prolamine), stay-awake pills (for example No-Doz, Vivarin, or Wake), or cough or cold medicines (robos, DXM, etc.) to get high in your lifetime?	72
171	On how many occasions have you taken non-prescription medicines such as diet pills (for example, Dietac, Dexatrim or Prolamine), stay-awake pills (for example No-Doz, Vivarin, or Wake), or cough or cold medicines (robos, DXM, etc.) to get high during the past 30 days?	73
172	On how many occasions have you been drunk or very high from drinking alcoholic beverages during the past 30 days?	73
173	On how many occasions have you drunk flavored alcoholic beverages, sometimes called 'alcopops' (like Mike's Hard Lemonade, Smirnoff Ice, Bacardi Breezers, etc.) in your lifetime?	73
174	On how many occasions have you drunk flavored alcoholic beverages, sometimes called 'alcopops' (like Mike's Hard Lemonade, Smirnoff Ice, Bacardi Breezers, etc.) during the past 30 days?	74

175	If you smoked cigarettes (not just a puff or drag) in the past year, how did you usually get them?	74
176	If you used e-cigarettes, e-cigars, or e-hookahs (not just a puff or drag) in the past year, how did you usually get them? - I did not use e-cigarettes, e-cigars, or e-hookahs in the past year	75
177	If you used e-cigarettes, e-cigars, or e-hookahs (not just a puff or drag) in the past year, how did you usually get them? - I bought them in a store such as a convenience store, supermarket, discount store, or gas station	75
178	If you used e-cigarettes, e-cigars, or e-hookahs (not just a puff or drag) in the past year, how did you usually get them? - I got them on the Internet	75
179	If you used e-cigarettes, e-cigars, or e-hookahs (not just a puff or drag) in the past year, how did you usually get them? - I got them at a store that sells electronic cigarettes, such as a "vape shop"	75
180	If you used e-cigarettes, e-cigars, or e-hookahs (not just a puff or drag) in the past year, how did you usually get them? - I got them from a family member	76
181	If you used e-cigarettes, e-cigars, or e-hookahs (not just a puff or drag) in the past year, how did you usually get them? - I got them from a friend	76
182	If you used e-cigarettes, e-cigars, or e-hookahs (not just a puff or drag) in the past year, how did you usually get them? - A stranger got them for me	76
183	If you used e-cigarettes, e-cigars, or e-hookahs (not just a puff or drag) in the past year, how did you usually get them? - I took them from a store or shop	76
184	If you used e-cigarettes, e-cigars, or e-hookahs (not just a puff or drag) in the past year, how did you usually get them? - I got them some other way	77
185	If you used marijuana (grass, pot) (not just a puff or drag) in the past year, how did you usually get it? - I did not use marijuana (grass, pot) in the past year	77
186	If you used marijuana (grass, pot) (not just a puff or drag) in the past year, how did you usually get it? - I bought it myself	77
187	If you used marijuana (grass, pot) (not just a puff or drag) in the past year, how did you usually get it? - I got it from someone at school	77
188	If you used marijuana (grass, pot) (not just a puff or drag) in the past year, how did you usually get it? - I got it from someone with a medical marijuana card	78
189	If you used marijuana (grass, pot) (not just a puff or drag) in the past year, how did you usually get it? - I got it from my brother or sister	78

190	If you used marijuana (grass, pot) (not just a puff or drag) in the past year, how did you usually get it? - I got it from another relative	78
191	If you used marijuana (grass, pot) (not just a puff or drag) in the past year, how did you usually get it? - Other	78
192	If you drank alcohol (not just a sip or taste) in the past year, how did you usually get it?	79
193	If you used prescription drugs or over the counter drugs without a doctor telling you to use it or for the purpose of getting high, where did you get these drugs? - Did not use	79
194	If you used prescription drugs or over the counter drugs without a doctor telling you to use it or for the purpose of getting high, where did you get these drugs? - Bought or took from store or shop	80
195	If you used prescription drugs or over the counter drugs without a doctor telling you to use it or for the purpose of getting high, where did you get these drugs? - Got from parents with permission	80
196	If you used prescription drugs or over the counter drugs without a doctor telling you to use it or for the purpose of getting high, where did you get these drugs? - Got from home without permission	80
197	If you used prescription drugs or over the counter drugs without a doctor telling you to use it or for the purpose of getting high, where did you get these drugs? - Got from relative with permission	80
198	If you used prescription drugs or over the counter drugs without a doctor telling you to use it or for the purpose of getting high, where did you get these drugs? - Got from relative without permission	81
199	If you used prescription drugs or over the counter drugs without a doctor telling you to use it or for the purpose of getting high, where did you get these drugs? - Got from friend's home with permission	81
200	If you used prescription drugs or over the counter drugs without a doctor telling you to use it or for the purpose of getting high, where did you get these drugs? - Got from friend's home without permission	81
201	If you used prescription drugs or over the counter drugs without a doctor telling you to use it or for the purpose of getting high, where did you get these drugs? - Got from friend at school	81
202	If you used prescription drugs or over the counter drugs without a doctor telling you to use it or for the purpose of getting high, where did you get these drugs? - Got from friend at party	82
203	If you used prescription drugs or over the counter drugs without a doctor telling you to use it or for the purpose of getting high, where did you get these drugs? - Got from friend, elsewhere	82
204	If you used prescription drugs or over the counter drugs without a doctor telling you to use it or for the purpose of getting high, where did you get these drugs? - Got from internet sale	82
205	During the last month, about how many marijuana cigarettes, or the equivalent, did you smoke a day, on the average?	83

206	How wrong do your friends feel it would be for YOU to: have one or two drinks of an alcoholic beverage nearly every day?	83
207	How wrong do your friends feel it would be for YOU to: smoke tobacco?	83
208	How wrong do your friends feel it would be for YOU to: smoke marijuana?	84
209	How wrong do your friends feel it would be for YOU to: use prescription drugs not prescribed to you?	84
210	How wrong would most adults (over 21) in your neighborhood think it is for kids your age: to use marijuana?	84
211	How wrong would most adults (over 21) in your neighborhood think it is for kids your age: to drink alcohol?	85
212	How wrong would most adults (over 21) in your neighborhood think it is for kids your age: to smoke cigarettes?	85
213	How much do each of the following statements describe your neighborhood? crime and/or drug selling	85
214	How much do each of the following statements describe your neighborhood? fights	86
215	How much do each of the following statements describe your neighborhood? lots of empty or abandoned buildings	86
216	How much do each of the following statements describe your neighborhood? lots of graffiti	86
217	I feel safe in my neighborhood.	87
218	If a kid smoked marijuana in your neighborhood would he or she be caught by the police?	87
219	If a kid drank some beer, wine or hard liquor (for example, vodka, whiskey, or gin) in your neighborhood would he or she be caught by the police?	87
220	If a kid carried a handgun in your neighborhood would he or she be caught by the police?	88
221	If you wanted to get some cigarettes, how easy would it be for you to get some?	88
222	If you wanted to get some beer, wine or hard liquor (for example, vodka, whiskey, or gin), how easy would it be for you to get some?	88
223	If you wanted to get a drug like cocaine, LSD, or amphetamines, how easy would it be for you to get some?	89
224	If you wanted to get a handgun, how easy would it be for you to get one?	89
225	If you wanted to get some marijuana, how easy would it be for you to get some?	89
226	If you wanted to get prescription drugs for the purpose of getting high, how easy would it be for you to get some?	90
227	If you wanted to get synthetic marijuana such as K2 or chemical products such as bath salts to get high, how easy would it be for you to get some?	90

228	If you wanted to get steroids to use or to enhance athletic performance, how easy would it be for you to get some?	90
229	If you wanted to get e-cigarettes, e-cigars, or e-hookahs, how easy would it be for you to get some?	91
230	During the past 12 months, have you participated in any alcohol prevention programs or seen any alcohol prevention messages in your school or community? Yes, a school-based program focused on preventing underage drinking and/or drinking and driving.	91
231	During the past 12 months, have you participated in any alcohol prevention programs or seen any alcohol prevention messages in your school or community? Yes, a community-based program focused on preventing underage drinking and/or drinking and driving (for example, through your church or temple or through youth groups like Boys and Girls Club or 4-H).	91
232	During the past 12 months, have you participated in any alcohol prevention programs or seen any alcohol prevention messages in your school or community? Yes, a media campaign addressing underage drinking and/or drinking and driving (for example, newspaper ads, posters, pamphlets, radio, TV).	92
233	During the past 12 months, have you participated in any alcohol prevention programs or seen any alcohol prevention messages in your school or community? No	92
234	How wrong do your parents feel it would be for YOU to: have one or two drinks of an alcoholic beverage nearly every day?	92
235	How wrong do your parents feel it would be for YOU to: smoke tobacco?	92
236	How wrong do your parents feel it would be for YOU to: smoke marijuana?	93
237	How wrong do your parents feel it would be for YOU to: use prescription drugs not prescribed to you?	93
238	How wrong do your parents feel it would be for YOU to: steal something?	93
239	How wrong do your parents feel it would be for YOU to: draw graffiti, write things, or draw pictures on buildings or other property (without the owner's permission)?	94
240	How wrong do your parents feel it would be for YOU to: pick a fight with someone?	94
241	During the past 12 months, have you talked with at least one of your parents about the dangers of underage drinking and/or drinking and driving? By parents, we mean either your biological parents, adoptive parents, stepparents, or adult guardians - whether or not they live with you.	94
242	The rules in my family are clear.	95
243	People in my family have serious arguments about the same things, and often insult or yell at each other.	95

244	When I am not at home, one of my parents knows where I am and who I am with.	95
245	My family has clear rules about alcohol and drug use.	96
246	If you skipped school would you be caught by your parents?	96
247	My parents ask if I've gotten my homework done.	96
248	Would your parents know if you did not come home on time?	97
249	Do you know how to properly dispose of leftover prescription drugs?	97
250	Have any of your brothers or sisters ever: drunk beer, wine or hard liquor (for example, vodka, whiskey or gin)?	97
251	Have any of your brothers or sisters ever: smoked marijuana?	97
252	Have any of your brothers or sisters ever: smoked cigarettes?	98
253	Have any of your brothers or sisters ever: taken a handgun to school?	98
254	Have any of your brothers or sisters ever: been suspended or expelled from school?	98
255	Have any of your brothers or sisters ever: used e-cigarettes, e-cigars or e-hookahs (vaping)?	98
256	Have any of your brothers or sisters ever: used prescription drugs not prescribed to him/her?	99
257	Have you changed homes in the past year (the last 12 months)?	99
258	How many times have you changed homes since kindergarten?	99
259	Have you changed schools (including changing from elementary to middle and middle to high school) in the past year?	99
260	How many times have you changed schools since kindergarten (including changing from elementary to middle and middle to high school)?	100
261	Has anyone in your family ever had severe alcohol or drug problems?	100
262	About how many adults (over 21) have you known personally who in the past year have: used marijuana, crack, cocaine, or other drugs?	100
263	About how many adults (over 21) have you known personally who in the past year have: sold or dealt drugs?	101
264	About how many adults (over 21) have you known personally who in the past year have: done other things that could get them in trouble with the police, like stealing, selling stolen goods, mugging or assaulting others, etc.?	101
265	About how many adults (over 21) have you known personally who in the past year have: gotten drunk or high?	101
266	How honest were you in filling out this survey?	102

List of Figures

1	Grade Chart	12
2	Gender Chart	13
3	Age Chart	14

1 INTRODUCTION

This report was generated from data collected on the *2017 Arkansas Prevention Needs Assessment Student Survey*. This report contains basic frequency tables of all data collected and graphs on the selected demographic variables of grade, gender and age.

Questions regarding the information found in this report can be directed to:

International Survey Associates dba Pride Surveys

Mr. Jay Gleaton

2140 Newmarket Parkway

Suite 116

Marietta, GA 30067

Telephone: (800) 279-6361

Fax: (770) 726-9327

Website: <http://www.pridesurveys.com>

Grade Chart

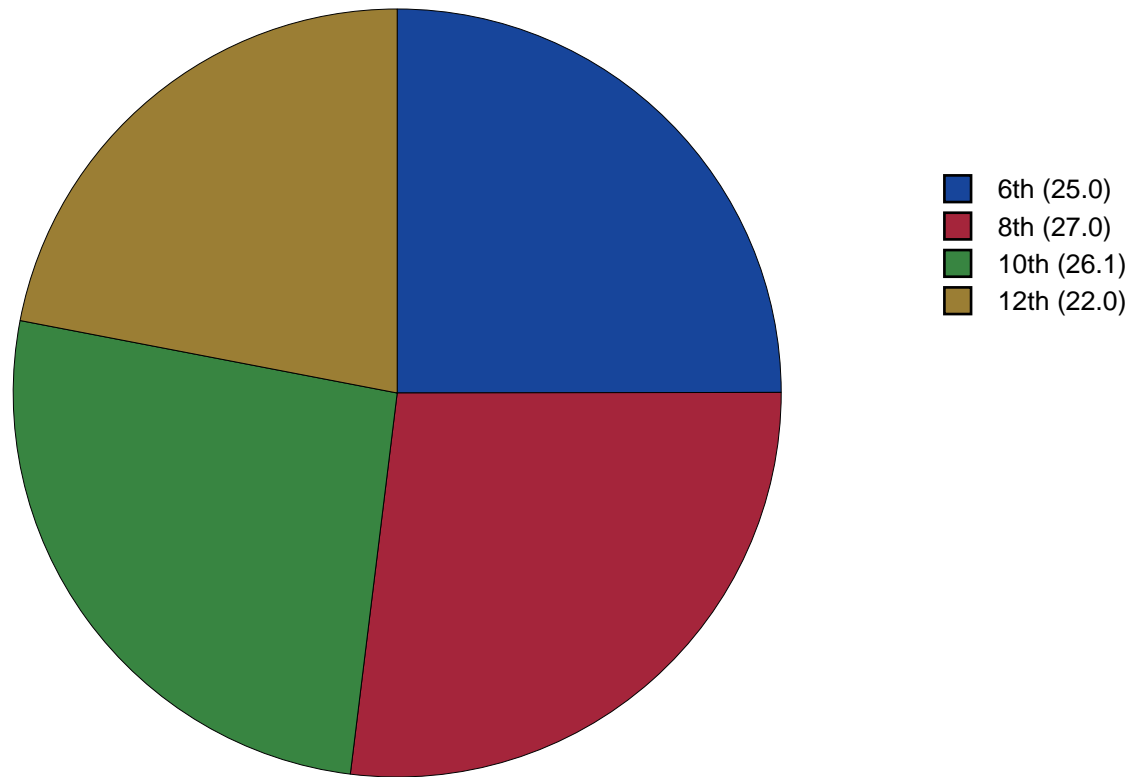


Figure 1: Grade Chart

Gender Chart

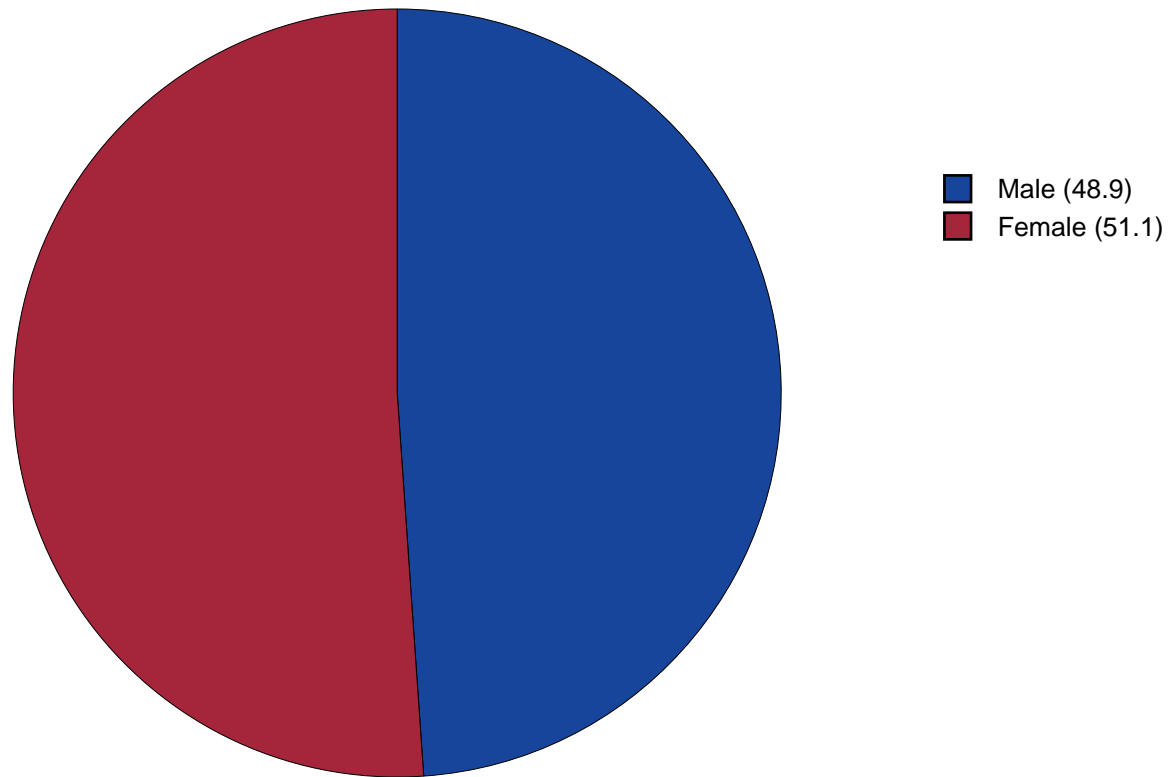


Figure 2: Gender Chart

Age Chart

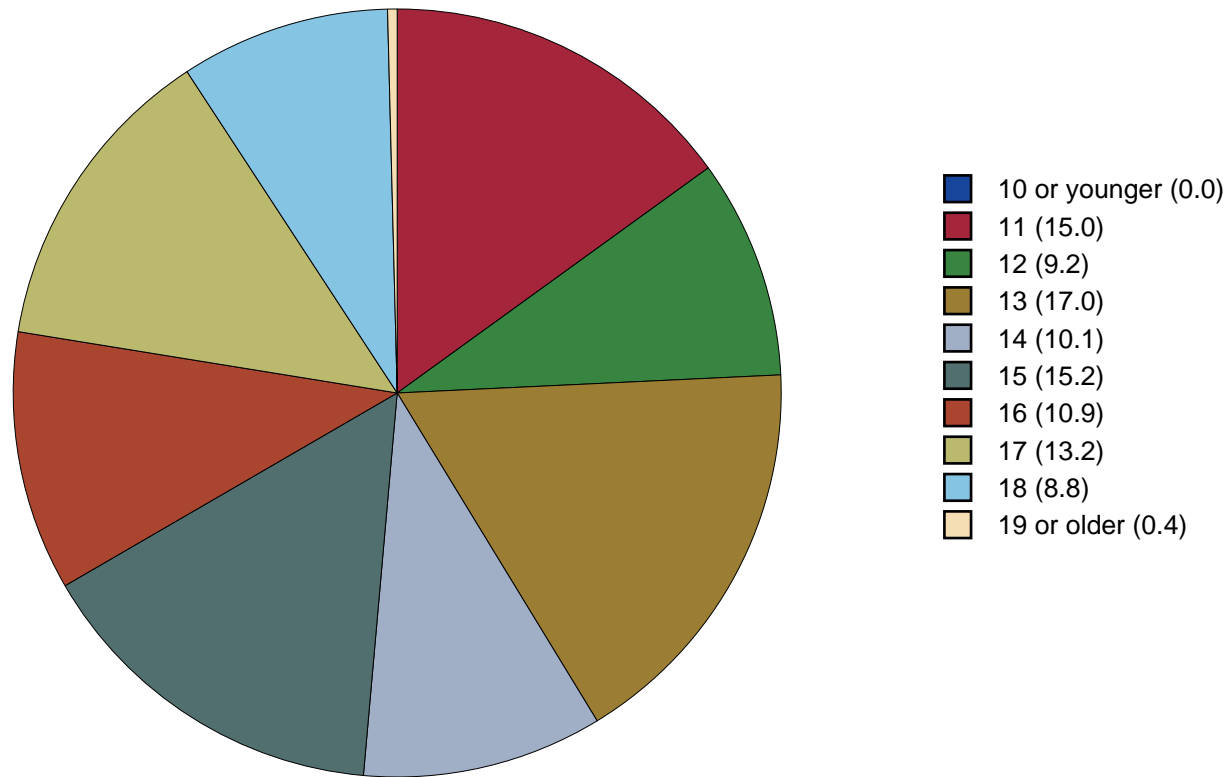


Figure 3: Age Chart

2 PERCENTAGE TABLES

The following tables contain frequency distribution detailing how your students responded to each question on the survey. The tables appear in the same order as the questions on the survey. The tables include breakdowns by grade level as well as overall percentages. The *N of Valid* row is a frequency count of the number of valid responses to each question for each grade and overall. The *N of Miss* row is a frequency count of the number of invalid (marked more than one response) or missing (i.e. did not respond) responses to each question for each grade and overall.

For the questions that allowed more than one response (i.e. race, live with, etc.) each response becomes a separate table. If a student did not mark the response, that was counted as a NO response, and if they did mark the response, that was counted as a YES response. Since a non response is a valid response for these questions, the *N of Miss* will always be zero for these questions.

Table 1: Gender

Response	6	8	10	12	Total
Male	45.9	52.8	48.8	47.7	48.9
Female	54.1	47.2	51.2	52.3	51.1
N of Valid	505	534	523	430	1992
N of Miss	14	26	19	26	85

Table 2: Age

Response	6	8	10	12	Total
10 or younger	0.2	0.0	0.0	0.0	0.0
11	60.0	0.0	0.0	0.0	15.0
12	36.8	0.2	0.0	0.0	9.2
13	3.1	60.4	0.0	0.0	17.0
14	0.0	37.5	0.4	0.0	10.1
15	0.0	2.0	56.1	0.0	15.2
16	0.0	0.0	41.7	0.0	10.9
17	0.0	0.0	1.8	58.0	13.2
18	0.0	0.0	0.0	40.2	8.8
19 or older	0.0	0.0	0.0	1.8	0.4
N of Valid	517	555	542	455	2069
N of Miss	2	5	0	1	8

Table 3: Are you Hispanic or Latino?

Response	6	8	10	12	Total
No	88.9	89.8	89.2	90.9	89.7
Yes	11.1	10.2	10.8	9.1	10.3
N of Valid	485	548	535	452	2020
N of Miss	34	12	7	4	57

Table 4: What is your race? Black or African American



Response	6	8	10	12	Total	
No	89.8	89.4	90.7	89.1	89.7	
Yes	10.2	10.6	9.3	10.9	10.3	
N of Valid	509	554	535	450	2048	
N of Miss	0	0	0	0	0	

Table 5: What is your race? Asian



Response	6	8	10	12	Total	
No	98.6	98.2	98.9	97.6	98.3	
Yes	1.4	1.8	1.1	2.4	1.7	
N of Valid	509	554	535	450	2048	
N of Miss	0	0	0	0	0	

Table 6: What is your race? American Indian



Response	6	8	10	12	Total	
No	92.9	93.9	94.4	97.1	94.5	
Yes	7.1	6.1	5.6	2.9	5.5	
N of Valid	509	554	535	450	2048	
N of Miss	0	0	0	0	0	

Table 7: What is your race? Alaska Native



Response	6	8	10	12	Total	
No	100.0	99.6	99.6	100.0	99.8	
Yes	0.0	0.4	0.4	0.0	0.2	
N of Valid	509	554	535	450	2048	
N of Miss	0	0	0	0	0	

Table 8: What is your race? White



Response	6	8	10	12	Total	
No	21.8	15.5	14.8	14.7	16.7	
Yes	78.2	84.5	85.2	85.3	83.3	
N of Valid	509	554	535	450	2048	
N of Miss	0	0	0	0	0	

Table 9: What is your race? Native Hawaiian or Other Pacific Islander



Response	6	8	10	12	Total	
No	99.4	99.5	99.4	99.3	99.4	
Yes	0.6	0.5	0.6	0.7	0.6	
N of Valid	509	554	535	450	2048	
N of Miss	0	0	0	0	0	

Table 10: What is your race? Other



Response	6	8	10	12	Total	
No	84.5	89.2	91.8	94.2	89.8	
Yes	15.5	10.8	8.2	5.8	10.2	
N of Valid	509	554	535	450	2048	
N of Miss	0	0	0	0	0	

Table 11: What is the highest level of schooling completed by your mother or father?









Response	6	8	10	12	Total	
Completed grade school or less	2.3	2.2	1.9	2.6	2.2	
Some high school	5.6	4.9	15.2	16.1	10.2	
Completed high school	10.5	19.4	18.8	20.5	17.3	
Some college	9.1	15.5	21.0	17.0	15.7	
Completed college	18.1	23.6	23.4	24.7	22.4	
Graduate or professional school after college	9.7	11.2	10.0	11.9	10.7	
Don't know	42.6	21.6	8.0	6.2	19.9	
Does not apply	1.9	1.8	1.7	1.1	1.6	
N of Valid	514	556	538	454	2062	
N of Miss	5	4	4	2	15	

Table 12: Think of where you live most of the time. Which of the following people live there with you? Mother



Response	6	8	10	12	Total	
No	14.2	15.9	18.7	21.1	17.4	
Yes	85.8	84.1	81.3	78.9	82.6	
N of Valid	515	558	540	454	2067	
N of Miss	0	0	0	0	0	

Table 13: Think of where you live most of the time. Which of the following people live there with you? Stepmother



Response	6	8	10	12	Total	
No	92.4	93.5	92.6	95.2	93.4	
Yes	7.6	6.5	7.4	4.8	6.6	
N of Valid	515	558	540	454	2067	
N of Miss	0	0	0	0	0	

Table 14: Think of where you live most of the time. Which of the following people live there with you? Foster Mother



Response	6	8	10	12	Total	
No	99.2	98.9	99.4	99.8	99.3	
Yes	0.8	1.1	0.6	0.2	0.7	
N of Valid	515	558	540	454	2067	
N of Miss	0	0	0	0	0	

Table 15: Think of where you live most of the time. Which of the following people live there with you? Grandmother



Response	6	8	10	12	Total	
No	81.6	87.5	89.3	86.8	86.3	
Yes	18.4	12.5	10.7	13.2	13.7	
N of Valid	515	558	540	454	2067	
N of Miss	0	0	0	0	0	

Table 16: Think of where you live most of the time. Which of the following people live there with you? Aunt



Response	6	8	10	12	Total	
No	95.5	95.3	93.9	95.4	95.0	
Yes	4.5	4.7	6.1	4.6	5.0	
N of Valid	515	558	540	454	2067	
N of Miss	0	0	0	0	0	

Table 17: Think of where you live most of the time. Which of the following people live there with you? Father



Response	6	8	10	12	Total	
No	37.1	40.0	40.7	44.3	40.4	
Yes	62.9	60.0	59.3	55.7	59.6	
N of Valid	515	558	540	454	2067	
N of Miss	0	0	0	0	0	

Table 18: Think of where you live most of the time. Which of the following people live there with you? Stepfather



Response	6	8	10	12	Total	
No	87.0	83.2	84.4	84.1	84.7	
Yes	13.0	16.8	15.6	15.9	15.3	
N of Valid	515	558	540	454	2067	
N of Miss	0	0	0	0	0	

Table 19: Think of where you live most of the time. Which of the following people live there with you? Foster Father



Response	6	8	10	12	Total	
No	99.2	98.7	99.4	99.6	99.2	
Yes	0.8	1.3	0.6	0.4	0.8	
N of Valid	515	558	540	454	2067	
N of Miss	0	0	0	0	0	

Table 20: Think of where you live most of the time. Which of the following people live there with you? Grandfather



Response	6	8	10	12	Total	
No	87.2	92.1	93.1	92.7	91.3	
Yes	12.8	7.9	6.9	7.3	8.7	
N of Valid	515	558	540	454	2067	
N of Miss	0	0	0	0	0	

Table 21: Think of where you live most of the time. Which of the following people live there with you? Uncle



Response	6	8	10	12	Total	
No	94.8	95.0	94.8	96.0	95.1	
Yes	5.2	5.0	5.2	4.0	4.9	
N of Valid	515	558	540	454	2067	
N of Miss	0	0	0	0	0	

Table 22: Think of where you live most of the time. Which of the following people live there with you? Other Adults



Response	6	8	10	12	Total	
No	96.9	96.4	96.1	96.3	96.4	
Yes	3.1	3.6	3.9	3.7	3.6	
N of Valid	515	558	540	454	2067	
N of Miss	0	0	0	0	0	

Table 23: Think of where you live most of the time. Which of the following people live there with you? Brother(s)



Response	6	8	10	12	Total	
No	49.9	53.6	54.1	59.3	54.0	
Yes	50.1	46.4	45.9	40.7	46.0	
N of Valid	515	558	540	454	2067	
N of Miss	0	0	0	0	0	

Table 24: Think of where you live most of the time. Which of the following people live there with you? Stepbrother(s)



Response	6	8	10	12	Total	
No	93.2	93.0	95.9	96.5	94.6	
Yes	6.8	7.0	4.1	3.5	5.4	
N of Valid	515	558	540	454	2067	
N of Miss	0	0	0	0	0	

Table 25: Think of where you live most of the time. Which of the following people live there with you? Sister(s)



Response	6	8	10	12	Total	
No	55.9	55.2	57.4	62.8	57.6	
Yes	44.1	44.8	42.6	37.2	42.4	
N of Valid	515	558	540	454	2067	
N of Miss	0	0	0	0	0	

Table 26: Think of where you live most of the time. Which of the following people live there with you? Stepsister(s)



Response	6	8	10	12	Total	
No	94.4	92.1	94.1	97.4	94.3	
Yes	5.6	7.9	5.9	2.6	5.7	
N of Valid	515	558	540	454	2067	
N of Miss	0	0	0	0	0	

Table 27: Think of where you live most of the time. Which of the following people live there with you? Other Children



Response	6	8	10	12	Total	
No	94.0	94.1	92.8	94.7	93.9	
Yes	6.0	5.9	7.2	5.3	6.1	
N of Valid	515	558	540	454	2067	
N of Miss	0	0	0	0	0	

Table 28: In my school, students have lots of chances to help decide things like class activities and rules.





Response	6	8	10	12	Total	
NO!	9.4	5.6	11.8	12.0	9.6	
no	35.2	31.3	39.9	34.0	35.1	
yes	47.7	56.5	40.1	47.1	48.0	
YES!	7.6	6.5	8.2	6.9	7.3	
N of Valid	511	550	534	450	2045	
N of Miss	8	10	8	6	32	

Table 29: Teachers ask me to work on special classroom projects.





Response	6	8	10	12	Total	
NO!	9.1	7.0	9.8	7.2	8.3	
no	41.7	41.6	43.2	45.0	42.8	
yes	40.0	45.5	41.1	41.4	42.0	
YES!	9.1	5.9	6.0	6.5	6.9	
N of Valid	503	541	533	447	2024	
N of Miss	16	19	9	9	53	

Table 30: My teacher(s) notices when I am doing a good job and lets me know about it.

Response	6	8	10	12	Total
NO!	4.4	5.1	8.5	6.3	6.1
no	15.3	27.8	29.7	26.7	25.0
yes	56.1	51.8	51.9	52.9	53.1
YES!	24.3	15.2	10.0	14.1	15.8
N of Valid	503	546	532	446	2027
N of Miss	16	14	10	10	50

Table 31: There are lots of chances for students in my school to get involved in sports, clubs, and other school activities outside of class.

Response	6	8	10	12	Total
NO!	3.7	1.5	2.2	1.8	2.3
no	12.5	5.6	6.4	6.2	7.7
yes	45.9	37.6	42.5	45.8	42.7
YES!	37.8	55.4	48.9	46.2	47.3
N of Valid	510	551	534	450	2045
N of Miss	9	9	8	6	32

Table 32: There are lots of chances for students in my school to talk with a teacher one-on-one.

Response	6	8	10	12	Total
NO!	3.4	2.2	3.6	4.7	3.4
no	16.6	17.7	22.6	17.2	18.6
yes	45.9	52.4	50.8	56.0	51.2
YES!	34.1	27.7	23.0	22.1	26.8
N of Valid	505	548	535	448	2036
N of Miss	14	12	7	8	41

Table 33: I feel safe at my school.

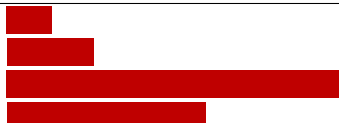



Response	6	8	10	12	Total	
NO!	5.2	4.6	6.7	2.5	4.8	
no	8.0	9.9	16.1	13.2	11.8	
yes	38.6	54.8	58.2	61.3	53.1	
YES!	48.2	30.7	18.9	23.0	30.2	
N of Valid	502	544	534	447	2027	
N of Miss	17	16	8	9	50	

Table 34: The school lets my parents know when I have done something well.





Response	6	8	10	12	Total	
NO!	7.7	16.6	24.9	23.7	18.1	
no	34.6	46.7	47.9	50.6	44.9	
yes	42.7	31.4	22.3	21.7	29.7	
YES!	15.0	5.3	4.9	4.0	7.3	
N of Valid	506	548	530	447	2031	
N of Miss	13	12	12	9	46	

Table 35: My teachers praise me when I work hard in school.





Response	6	8	10	12	Total	
NO!	10.4	12.6	17.9	10.5	13.0	
no	38.0	42.5	41.2	40.8	40.7	
yes	39.0	37.7	34.1	40.6	37.7	
YES!	12.6	7.1	6.8	8.1	8.6	
N of Valid	492	546	531	446	2015	
N of Miss	27	14	11	10	62	

Table 36: Are your school grades better than the grades of most students in your class?

Response	6	8	10	12	Total
NO!	10.1	5.7	7.2	4.5	6.9
no	33.7	34.7	32.2	26.1	31.9
yes	41.4	46.5	47.1	52.8	46.8
YES!	14.8	13.1	13.6	16.7	14.4
N of Valid	507	548	531	449	2035
N of Miss	12	12	11	7	42

Table 37: I have lots of chances to be part of class discussions or activities.

Response	6	8	10	12	Total
NO!	4.3	1.8	3.4	2.2	2.9
no	16.6	15.0	16.2	14.0	15.5
yes	48.5	60.3	60.7	65.6	58.6
YES!	30.6	22.9	19.7	18.2	22.9
N of Valid	507	547	532	450	2036
N of Miss	12	13	10	6	41

Table 38: Now thinking back over the past year in school, how often did you: enjoy being in school?

Response	6	8	10	12	Total
Never	7.9	8.0	12.0	8.7	9.2
Seldom	10.4	14.0	17.4	20.2	15.4
Sometimes	31.6	37.0	44.1	37.2	37.6
Often	25.0	27.0	18.9	27.4	24.4
Almost always	25.1	14.0	7.7	6.5	13.5
N of Valid	509	549	535	446	2039
N of Miss	10	11	7	10	38

Table 39: Now thinking back over the past year in school, how often did you: hate being in school?

Response	6	8	10	12	Total	
Never	17.4	6.9	4.3	4.8	8.4	
Seldom	33.3	29.6	17.5	21.4	25.6	
Sometimes	24.8	35.1	42.6	37.5	35.0	
Often	14.0	16.1	20.3	25.2	18.7	
Almost always	10.6	12.2	15.3	11.1	12.4	
N of Valid	501	547	531	440	2019	
N of Miss	18	13	11	16	58	

Table 40: Now thinking back over the past year in school, how often did you: try to do your best work in school?

Response	6	8	10	12	Total	
Never	0.2	0.2	0.6	0.4	0.3	
Seldom	2.2	0.9	2.4	3.4	2.2	
Sometimes	6.2	8.8	18.8	17.0	12.6	
Often	15.0	28.7	34.1	35.4	28.2	
Almost always	76.4	61.4	44.1	43.7	56.7	
N of Valid	501	547	531	446	2025	
N of Miss	18	13	11	10	52	

Table 41: How often do you feel that the school work you are assigned is meaningful and important?

Response	6	8	10	12	Total	
Never	4.5	4.6	5.4	5.8	5.0	
Seldom	8.0	15.0	23.8	23.4	17.4	
Sometimes	20.5	37.2	41.9	41.5	35.2	
Often	32.0	29.7	19.9	23.7	26.4	
Almost always	35.1	13.6	9.0	5.6	16.0	
N of Valid	513	546	534	448	2041	
N of Miss	6	14	8	8	36	

Table 42: Putting them all together, what were your grades like last year?






Response	6	8	10	12	Total	
Mostly F's	1.4	0.9	0.2	0.0	0.6	
Mostly D's	3.0	2.6	2.4	1.8	2.4	
Mostly C's	11.2	14.4	17.4	14.7	14.4	
Mostly B's	36.0	37.0	37.4	40.7	37.7	
Mostly A's	48.4	45.2	42.6	42.9	44.8	
N of Valid	508	549	535	450	2042	
N of Miss	11	11	7	6	35	

Table 43: How important do you think the things you are learning in school are going to be for your later life?






Response	6	8	10	12	Total	
Very important	48.8	24.7	9.0	7.4	22.9	
Quite important	27.5	28.5	19.9	22.4	24.7	
Fairly important	14.8	29.3	40.1	37.6	30.3	
Slightly important	6.4	15.5	26.8	28.6	19.0	
Not at all important	2.3	2.0	4.3	4.0	3.1	
N of Valid	512	550	534	447	2043	
N of Miss	7	10	8	9	34	

Table 44: During the LAST FOUR WEEKS how many whole days of school have you missed because you skipped or "cut"?








Response	6	8	10	12	Total	
None	58.0	68.0	64.6	61.2	63.1	
1	18.5	14.5	15.4	16.3	16.1	
2	9.7	8.0	8.6	8.0	8.6	
3	6.4	5.8	4.1	8.0	6.0	
4-5	5.1	2.5	4.3	4.0	4.0	
6-10	1.9	0.7	1.7	1.3	1.4	
11 or more	0.4	0.4	1.3	1.1	0.8	
N of Valid	514	550	534	449	2047	
N of Miss	5	10	8	7	30	

Table 45: What are the chances you would be seen as cool if you: smoked cigarettes?






Response	6	8	10	12	Total	
No or very little chance	92.1	79.7	59.2	60.2	73.2	
Little chance	4.3	11.6	20.0	21.1	14.1	
Some chance	1.8	6.6	13.3	12.8	8.5	
Pretty good chance	1.0	1.7	5.4	3.8	2.9	
Very good chance	0.8	0.4	2.1	2.0	1.3	
N of Valid	506	533	520	445	2004	
N of Miss	13	27	22	11	73	

Table 46: What are the chances you would be seen as cool if you: worked hard at school?






Response	6	8	10	12	Total	
No or very little chance	5.5	5.7	9.9	11.6	8.0	
Little chance	6.9	13.4	20.5	18.8	14.8	
Some chance	12.7	23.6	28.0	29.7	23.3	
Pretty good chance	28.5	32.8	27.5	24.5	28.5	
Very good chance	46.3	24.5	14.1	15.4	25.3	
N of Valid	505	530	517	441	1993	
N of Miss	14	30	25	15	84	

Table 47: What are the chances you would be seen as cool if you: began drinking alcoholic beverages regularly, that is, at least once or twice a month?






Response	6	8	10	12	Total	
No or very little chance	89.9	76.6	43.2	41.4	63.5	
Little chance	6.9	12.7	19.5	14.8	13.5	
Some chance	1.0	6.7	18.1	20.8	11.4	
Pretty good chance	1.6	3.2	14.5	16.8	8.7	
Very good chance	0.6	0.7	4.6	6.3	2.9	
N of Valid	506	535	518	447	2006	
N of Miss	13	25	24	9	71	

Table 48: What are the chances you would be seen as cool if you: defended someone who was being bullied?






Response	6	8	10	12	Total	
No or very little chance	7.3	8.8	9.1	8.3	8.4	
Little chance	6.1	9.6	18.1	16.6	12.5	
Some chance	15.6	22.3	29.7	28.0	23.8	
Pretty good chance	26.7	28.0	22.4	30.0	26.7	
Very good chance	44.3	31.3	20.7	17.0	28.7	
N of Valid	506	533	518	446	2003	
N of Miss	13	27	24	10	74	

Table 49: What are the chances you would be seen as cool if you: smoked marijuana?






Response	6	8	10	12	Total	
No or very little chance	92.7	75.9	46.2	43.2	65.1	
Little chance	3.0	11.3	15.1	18.1	11.7	
Some chance	1.4	6.0	16.1	17.0	9.9	
Pretty good chance	1.0	3.6	12.4	12.3	7.1	
Very good chance	2.0	3.2	10.3	9.4	6.1	
N of Valid	505	531	517	447	2000	
N of Miss	14	29	25	9	77	

Table 50: What are the chances you would be seen as cool if you: carried a handgun?






Response	6	8	10	12	Total	
No or very little chance	83.1	77.4	63.8	68.0	73.2	
Little chance	6.9	10.5	18.3	16.9	13.0	
Some chance	3.6	6.9	9.8	9.7	7.4	
Pretty good chance	2.2	2.8	4.8	2.3	3.0	
Very good chance	4.2	2.4	3.3	3.2	3.2	
N of Valid	504	535	520	444	2003	
N of Miss	15	25	22	12	74	

Table 51: What are the chances you would be seen as cool if you: used e-cigarettes, e-cigars or e-hookahs (vaping)?






Response	6	8	10	12	Total	
No or very little chance	90.7	74.0	49.5	50.8	66.7	
Little chance	4.8	12.0	18.5	18.1	13.2	
Some chance	2.0	7.5	17.0	15.7	10.4	
Pretty good chance	1.2	3.9	7.3	9.4	5.3	
Very good chance	1.4	2.6	7.7	6.0	4.4	
N of Valid	503	534	519	447	2003	
N of Miss	16	26	23	9	74	

Table 52: What are the chances you would be seen as cool if you: bullied someone or cyber bullied someone?






Response	6	8	10	12	Total	
No or very little chance	90.7	74.0	49.5	50.8	66.7	
Little chance	4.8	12.0	18.5	18.1	13.2	
Some chance	2.0	7.5	17.0	15.7	10.4	
Pretty good chance	1.2	3.9	7.3	9.4	5.3	
Very good chance	1.4	2.6	7.7	6.0	4.4	
N of Valid	503	534	519	447	2003	
N of Miss	16	26	23	9	74	

Table 53: Think of your four best friends (the friends you feel closest to). In the past year (12 months), how many of your best friends have: participated in clubs, organizations or activities at school?






Response	6	8	10	12	Total	
0	19.9	7.1	7.1	9.3	10.8	
1	17.9	9.6	10.6	8.8	11.8	
2	17.9	17.8	19.4	15.1	17.7	
3	12.7	16.5	19.4	13.5	15.7	
4	31.5	49.0	43.5	53.3	44.1	
N of Valid	502	533	520	443	1998	
N of Miss	17	27	22	13	79	

Table 54: Think of your four best friends (the friends you feel closest to). In the past year (12 months), how many of your best friends have: smoked cigarettes?






Response	6	8	10	12	Total	
0	94.8	88.3	62.7	59.0	76.9	
1	3.6	6.6	17.2	19.1	11.3	
2	1.2	3.6	10.5	9.1	6.0	
3	0.2	0.2	2.9	5.0	2.0	
4	0.2	1.3	6.6	7.7	3.8	
N of Valid	503	532	512	439	1986	
N of Miss	16	28	30	17	91	

Table 55: Think of your four best friends (the friends you feel closest to). In the past year (12 months), how many of your best friends have: tried beer, wine or hard liquor (for example, vodka, whiskey, or gin) when their parents didn't know about it?






Response	6	8	10	12	Total	
0	89.9	77.8	45.7	41.4	64.5	
1	5.9	11.0	18.3	16.2	12.8	
2	2.0	5.2	15.8	14.6	9.2	
3	0.8	2.6	6.6	10.1	4.8	
4	1.4	3.4	13.7	17.6	8.7	
N of Valid	507	535	519	444	2005	
N of Miss	12	25	23	12	72	

Table 56: Think of your four best friends (the friends you feel closest to). In the past year (12 months), how many of your best friends have: used e-cigarettes, e-cigars, or e-hookahs?






Response	6	8	10	12	Total	
0	94.1	87.5	64.7	60.5	77.3	
1	4.5	6.4	13.1	14.7	9.5	
2	1.0	3.2	9.8	12.2	6.3	
3	0.2	1.3	4.0	3.8	2.3	
4	0.2	1.7	8.3	8.8	4.6	
N of Valid	506	535	519	443	2003	
N of Miss	13	25	23	13	74	

Table 57: Think of your four best friends (the friends you feel closest to). In the past year (12 months), how many of your best friends have: used marijuana?






Response	6	8	10	12	Total	
0	97.2	87.4	60.2	54.3	75.5	
1	1.6	7.5	15.3	19.8	10.7	
2	0.8	1.9	8.1	9.5	4.9	
3	0.4	1.3	4.8	5.0	2.8	
4	0.0	1.9	11.6	11.5	6.0	
N of Valid	507	532	518	444	2001	
N of Miss	12	28	24	12	76	

Table 58: Think of your four best friends (the friends you feel closest to). In the past year (12 months), how many of your best friends have: used prescription drugs or non-prescription drugs for the purpose of getting high?






Response	6	8	10	12	Total	
0	97.4	95.1	81.2	78.9	88.5	
1	2.2	2.5	9.3	10.6	6.0	
2	0.2	1.3	3.9	4.0	2.3	
3	0.2	0.6	1.7	2.9	1.3	
4	0.0	0.6	3.9	3.6	2.0	
N of Valid	508	529	517	445	1999	
N of Miss	11	31	25	11	78	

Table 59: Think of your four best friends (the friends you feel closest to). In the past year (12 months), how many of your best friends have: used synthetic marijuana (K2, spice) or bath salts?






Response	6	8	10	12	Total	
0	99.2	97.0	93.4	91.2	95.4	
1	0.6	2.2	3.9	5.8	3.0	
2	0.0	0.2	1.2	1.8	0.7	
3	0.0	0.4	0.8	0.2	0.3	
4	0.2	0.2	0.8	0.9	0.5	
N of Valid	505	534	519	445	2003	
N of Miss	14	26	23	11	74	

Table 60: Think of your four best friends (the friends you feel closest to). In the past year (12 months), how many of your best friends have: used LSD, cocaine, amphetamines, or other illegal drugs?






Response	6	8	10	12	Total	
0	99.6	96.6	92.1	90.8	94.9	
1	0.2	1.7	3.7	5.8	2.7	
2	0.0	0.9	2.7	1.6	1.3	
3	0.0	0.6	0.4	0.0	0.2	
4	0.2	0.2	1.2	1.8	0.8	
N of Valid	509	534	518	445	2006	
N of Miss	10	26	24	11	71	

Table 61: Think of your four best friends (the friends you feel closest to). In the past year (12 months), how many of your best friends have: been bullied?






Response	6	8	10	12	Total	
0	34.1	43.6	46.7	65.4	46.9	
1	28.0	27.4	21.2	16.9	23.6	
2	17.1	16.5	14.6	8.8	14.4	
3	7.7	5.5	5.6	2.2	5.3	
4	13.1	7.0	11.9	6.7	9.7	
N of Valid	504	532	520	445	2001	
N of Miss	15	28	22	11	76	

Table 62: Think of your four best friends (the friends you feel closest to). In the past year (12 months), how many of your best friends have: been suspended from school?






Response	6	8	10	12	Total	
0	74.4	69.3	70.1	83.4	73.9	
1	15.5	18.7	16.6	10.1	15.4	
2	5.4	7.7	6.6	3.8	5.9	
3	2.2	2.1	3.7	0.9	2.2	
4	2.6	2.2	3.1	1.8	2.4	
N of Valid	503	535	519	446	2003	
N of Miss	16	25	23	10	74	

Table 63: Think of your four best friends (the friends you feel closest to). In the past year (12 months), how many of your best friends have: carried a handgun?






Response	6	8	10	12	Total	
0	94.9	93.1	90.9	93.3	93.0	
1	3.1	3.4	4.2	3.8	3.6	
2	0.6	1.7	3.7	1.3	1.8	
3	0.2	0.7	0.0	0.4	0.3	
4	1.2	1.1	1.2	1.1	1.1	
N of Valid	508	534	519	445	2006	
N of Miss	11	26	23	11	71	

Table 64: Think of your four best friends (the friends you feel closest to). In the past year (12 months), how many of your best friends have: sold illegal drugs?






Response	6	8	10	12	Total	
0	98.6	95.3	88.6	89.6	93.2	
1	0.6	3.2	6.0	4.7	3.6	
2	0.0	0.8	2.3	2.3	1.3	
3	0.2	0.2	1.2	1.8	0.8	
4	0.6	0.6	1.9	1.6	1.1	
N of Valid	508	532	518	443	2001	
N of Miss	11	28	24	13	76	

Table 65: Think of your four best friends (the friends you feel closest to). In the past year (12 months), how many of your best friends have: regularly attended religious services?






Response	6	8	10	12	Total	
0	35.8	20.6	19.1	22.7	24.5	
1	10.8	10.9	18.1	14.9	13.6	
2	9.6	17.9	20.4	22.7	17.6	
3	11.6	19.6	17.1	14.0	15.7	
4	32.2	30.9	25.2	25.7	28.6	
N of Valid	500	530	519	444	1993	
N of Miss	19	30	23	12	84	

Table 66: Think of your four best friends (the friends you feel closest to). In the past year (12 months), how many of your best friends have: stolen or tried to steal a motor vehicle such as a car or motorcycle?






Response	6	8	10	12	Total	
0	97.8	97.0	96.1	96.9	97.0	
1	1.2	2.3	2.3	2.7	2.1	
2	0.8	0.0	0.4	0.2	0.3	
3	0.2	0.6	0.0	0.0	0.2	
4	0.0	0.2	1.2	0.2	0.4	
N of Valid	508	531	519	446	2004	
N of Miss	11	29	23	10	73	

Table 67: Think of your four best friends (the friends you feel closest to). In the past year (12 months), how many of your best friends have: been arrested?






Response	6	8	10	12	Total	
0	96.4	94.6	87.4	90.6	92.3	
1	2.4	3.7	8.7	6.3	5.2	
2	0.8	0.9	1.7	2.9	1.5	
3	0.2	0.2	0.8	0.0	0.3	
4	0.2	0.6	1.4	0.2	0.6	
N of Valid	507	534	517	445	2003	
N of Miss	12	26	25	11	74	

Table 68: Think of your four best friends (the friends you feel closest to). In the past year (12 months), how many of your best friends have: dropped out of school?






Response	6	8	10	12	Total	
0	96.6	96.4	91.3	91.9	94.2	
1	2.8	3.0	5.0	6.3	4.2	
2	0.6	0.2	1.7	1.3	0.9	
3	0.0	0.2	0.6	0.0	0.2	
4	0.0	0.2	1.3	0.4	0.5	
N of Valid	507	534	519	445	2005	
N of Miss	12	26	23	11	72	

Table 69: Think of your four best friends (the friends you feel closest to). In the past year (12 months), how many of your best friends have: been members of a gang?






Response	6	8	10	12	Total	
0	94.9	94.0	91.7	94.8	93.8	
1	2.4	2.8	3.8	2.5	2.9	
2	0.6	1.7	2.1	0.7	1.3	
3	0.2	0.6	0.4	0.5	0.4	
4	2.0	0.9	1.9	1.6	1.6	
N of Valid	508	534	520	444	2006	
N of Miss	11	26	22	12	71	

Table 70: How old were you when you first: smoked marijuana?










Response	6	8	10	12	Total	
Never	98.4	94.7	75.2	70.0	85.1	
10 or younger	0.6	1.1	1.0	1.6	1.0	
11	0.6	1.1	1.9	0.5	1.0	
12	0.0	1.7	3.1	2.7	1.8	
13	0.4	0.9	4.0	3.2	2.1	
14	0.0	0.2	6.5	3.6	2.5	
15	0.0	0.0	6.5	5.6	2.9	
16	0.0	0.0	1.7	6.5	1.9	
17 or older	0.0	0.2	0.0	6.3	1.4	
N of Valid	509	529	520	444	2002	
N of Miss	10	31	22	12	75	

Table 71: How old were you when you first: smoked a cigarette, even just a puff?










Response	6	8	10	12	Total	
Never	95.2	87.7	68.0	64.2	79.3	
10 or younger	3.4	5.3	9.8	7.5	6.5	
11	1.0	3.0	4.1	1.8	2.5	
12	0.4	1.5	3.7	4.8	2.5	
13	0.0	2.1	4.5	2.9	2.4	
14	0.0	0.2	4.9	2.9	2.0	
15	0.0	0.0	3.5	3.4	1.7	
16	0.0	0.0	1.4	6.3	1.8	
17 or older	0.0	0.2	0.2	6.1	1.5	
N of Valid	501	529	512	441	1983	
N of Miss	18	31	30	15	94	

Table 72: How old were you when you first: had more than a sip or two of beer, wine or hard liquor (for example, vodka, whiskey, or gin)?










Response	6	8	10	12	Total	
Never	88.6	74.9	50.6	42.1	64.8	
10 or younger	6.7	10.7	10.6	5.6	8.5	
11	3.5	3.9	3.9	2.5	3.5	
12	0.6	5.1	3.9	5.4	3.7	
13	0.2	4.5	6.0	5.8	4.1	
14	0.2	0.8	10.8	6.5	4.5	
15	0.2	0.0	12.0	7.8	4.9	
16	0.0	0.0	2.3	12.3	3.3	
17 or older	0.0	0.2	0.0	12.1	2.7	
N of Valid	508	533	518	447	2006	
N of Miss	11	27	24	9	71	

Table 73: How old were you when you first: began drinking alcoholic beverages regularly, that is, at least once or twice a month?










Response	6	8	10	12	Total	
Never	99.0	97.0	82.9	73.0	88.5	
10 or younger	0.0	0.4	0.6	1.1	0.5	
11	0.8	0.9	0.2	0.4	0.6	
12	0.2	0.4	2.3	1.1	1.0	
13	0.0	0.9	1.7	2.9	1.3	
14	0.0	0.2	4.0	2.9	1.7	
15	0.0	0.0	7.1	3.6	2.6	
16	0.0	0.0	1.2	7.9	2.0	
17 or older	0.0	0.2	0.0	7.0	1.6	
N of Valid	508	533	519	445	2005	
N of Miss	11	27	23	11	72	

Table 74: How old were you when you first: used Pegaramide (peg, Peggy)?


Response	6	8	10	12	Total	
Never	100.0	100.0	100.0	100.0	100.0	
10 or younger	0.0	0.0	0.0	0.0	0.0	
11	0.0	0.0	0.0	0.0	0.0	
12	0.0	0.0	0.0	0.0	0.0	
13	0.0	0.0	0.0	0.0	0.0	
14	0.0	0.0	0.0	0.0	0.0	
15	0.0	0.0	0.0	0.0	0.0	
16	0.0	0.0	0.0	0.0	0.0	
17 or older	0.0	0.0	0.0	0.0	0.0	
N of Valid	503	531	519	444	1997	
N of Miss	16	29	23	12	80	

Table 75: How old were you when you first: got suspended from school?










Response	6	8	10	12	Total	
Never	88.8	83.1	80.3	82.7	83.7	
10 or younger	6.7	7.5	4.8	5.6	6.2	
11	3.2	3.0	3.5	2.0	2.9	
12	1.4	2.8	3.5	2.0	2.4	
13	0.0	3.0	2.5	1.6	1.8	
14	0.0	0.6	2.9	2.9	1.5	
15	0.0	0.0	2.1	0.7	0.7	
16	0.0	0.0	0.4	0.7	0.2	
17 or older	0.0	0.0	0.0	1.8	0.4	
N of Valid	507	534	518	444	2003	
N of Miss	12	26	24	12	74	

Table 76: How old were you when you first: got arrested?










Response	6	8	10	12	Total	
Never	99.2	98.7	95.7	95.5	97.3	
10 or younger	0.4	0.0	0.0	0.5	0.2	
11	0.4	0.0	0.2	0.2	0.2	
12	0.0	0.4	0.8	0.5	0.4	
13	0.0	0.8	1.0	1.1	0.7	
14	0.0	0.2	1.2	0.7	0.5	
15	0.0	0.0	1.2	0.5	0.4	
16	0.0	0.0	0.0	0.9	0.2	
17 or older	0.0	0.0	0.0	0.2	0.1	
N of Valid	504	533	517	444	1998	
N of Miss	15	27	25	12	79	

Table 77: How old were you when you first: carried a handgun?










Response	6	8	10	12	Total	
Never	94.3	94.4	93.6	92.6	93.7	
10 or younger	3.0	1.9	1.0	2.0	2.0	
11	2.4	1.9	0.6	0.4	1.4	
12	0.2	0.8	1.6	0.9	0.9	
13	0.0	0.8	1.0	0.2	0.5	
14	0.2	0.4	1.2	1.3	0.8	
15	0.0	0.0	0.4	0.2	0.2	
16	0.0	0.0	0.6	0.4	0.3	
17 or older	0.0	0.0	0.2	1.8	0.5	
N of Valid	506	531	512	445	1994	
N of Miss	13	29	30	11	83	

Table 78: How old were you when you first: used e-cigarettes, e-cigars, or e-hookahs (vaping)?










Response	6	8	10	12	Total	
Never	96.4	90.6	72.6	70.0	82.8	
10 or younger	1.2	1.1	1.0	0.0	0.8	
11	1.6	1.7	0.8	0.4	1.1	
12	0.4	2.4	2.3	1.8	1.7	
13	0.4	3.4	6.2	2.7	3.2	
14	0.0	0.8	8.3	3.8	3.2	
15	0.0	0.0	7.5	7.0	3.5	
16	0.0	0.0	1.3	7.2	1.9	
17 or older	0.0	0.0	0.0	7.2	1.6	
N of Valid	506	533	519	446	2004	
N of Miss	13	27	23	10	73	

Table 79: How old were you when you first: belonged to a gang?










Response	6	8	10	12	Total	
Never	98.2	97.9	96.5	98.2	97.7	
10 or younger	0.8	0.6	0.2	0.5	0.5	
11	0.6	0.2	0.2	0.0	0.3	
12	0.4	0.8	0.4	0.2	0.5	
13	0.0	0.6	1.0	0.2	0.5	
14	0.0	0.0	1.0	0.2	0.3	
15	0.0	0.0	0.4	0.5	0.2	
16	0.0	0.0	0.4	0.0	0.1	
17 or older	0.0	0.0	0.0	0.2	0.1	
N of Valid	506	533	517	442	1998	
N of Miss	13	27	25	14	79	

Table 80: How old were you when you first: used prescription drugs not prescribed to you?










Response	6	8	10	12	Total	
Never	98.2	94.9	86.9	89.7	92.5	
10 or younger	1.4	2.3	2.7	1.3	1.9	
11	0.4	0.9	1.9	0.4	0.9	
12	0.0	1.1	1.0	0.9	0.7	
13	0.0	0.8	1.3	2.0	1.0	
14	0.0	0.0	2.3	1.6	0.9	
15	0.0	0.0	3.1	2.0	1.2	
16	0.0	0.0	0.8	1.1	0.4	
17 or older	0.0	0.0	0.0	0.9	0.2	
N of Valid	508	531	519	447	2005	
N of Miss	11	29	23	9	72	

Table 81: How wrong do you think it is for someone your age to: take a handgun to school?





Response	6	8	10	12	Total	
Very wrong	93.9	88.1	88.6	91.3	90.4	
Wrong	4.7	9.9	9.1	7.4	7.8	
A little bit wrong	1.0	1.1	1.9	1.1	1.3	
Not at all wrong	0.4	0.9	0.4	0.2	0.5	
N of Valid	509	536	519	447	2011	
N of Miss	10	24	23	9	66	

Table 82: How wrong do you think it is for someone your age to: steal anything?





Response	6	8	10	12	Total	
Very wrong	79.4	70.9	66.5	76.6	73.2	
Wrong	18.2	24.5	28.1	20.0	22.8	
A little bit wrong	2.4	3.8	5.1	3.2	3.6	
Not at all wrong	0.0	0.8	0.4	0.2	0.4	
N of Valid	506	530	513	444	1993	
N of Miss	13	30	29	12	84	

Table 83: How wrong do you think it is for someone your age to: pick a fight with someone?





Response	6	8	10	12	Total	
Very wrong	62.3	46.8	40.5	52.4	50.3	
Wrong	29.2	36.8	37.6	32.4	34.2	
A little bit wrong	7.3	13.5	18.7	14.3	13.5	
Not at all wrong	1.2	2.8	3.1	0.9	2.1	
N of Valid	506	532	518	441	1997	
N of Miss	13	28	24	15	80	

Table 84: How wrong do you think it is for someone your age to: attack someone with the idea of seriously hurting them?





Response	6	8	10	12	Total	
Very wrong	91.9	82.7	72.2	79.7	81.6	
Wrong	5.9	13.2	18.5	15.5	13.3	
A little bit wrong	1.6	2.4	7.7	3.6	3.9	
Not at all wrong	0.6	1.7	1.5	1.1	1.3	
N of Valid	506	531	518	444	1999	
N of Miss	13	29	24	12	78	

Table 85: How wrong do you think it is for someone your age to: stay away from school all day when their parents think they are at school?





Response	6	8	10	12	Total	
Very wrong	85.4	70.5	54.6	49.8	65.6	
Wrong	11.8	22.6	32.2	34.1	24.9	
A little bit wrong	2.6	6.2	10.2	13.7	8.0	
Not at all wrong	0.2	0.7	2.9	2.5	1.5	
N of Valid	507	535	518	446	2006	
N of Miss	12	25	24	10	71	

Table 86: How wrong do you think it is for someone your age to: drink beer, wine or hard liquor (for example, vodka, whiskey, or gin) regularly?





Response	6	8	10	12	Total	
Very wrong	92.9	78.0	52.6	47.2	68.4	
Wrong	5.3	15.3	24.1	22.4	16.6	
A little bit wrong	1.4	4.9	15.6	21.7	10.5	
Not at all wrong	0.4	1.9	7.7	8.7	4.5	
N of Valid	508	536	519	447	2010	
N of Miss	11	24	23	9	67	

Table 87: How wrong do you think it is for someone your age to: smoke cigarettes?





Response	6	8	10	12	Total	
Very wrong	92.7	83.2	60.8	57.4	74.1	
Wrong	6.1	12.9	23.0	20.4	15.4	
A little bit wrong	0.8	2.8	9.7	12.8	6.3	
Not at all wrong	0.4	1.1	6.6	9.4	4.2	
N of Valid	507	536	518	446	2007	
N of Miss	12	24	24	10	70	

Table 88: How wrong do you think it is for someone your age to: smoke marijuana?





Response	6	8	10	12	Total	
Very wrong	95.5	82.3	59.8	54.1	73.6	
Wrong	2.4	10.1	16.4	17.2	11.4	
A little bit wrong	1.8	4.7	10.3	14.3	7.5	
Not at all wrong	0.4	3.0	13.5	14.3	7.6	
N of Valid	508	536	517	447	2008	
N of Miss	11	24	25	9	69	

Table 89: How wrong do you think it is for someone your age to: use prescription drugs or non-prescription drugs for the purpose of getting high?





Response	6	8	10	12	Total	
Very wrong	96.0	89.5	79.7	81.4	86.8	
Wrong	3.2	7.5	14.9	14.1	9.8	
A little bit wrong	0.4	1.5	3.7	2.9	2.1	
Not at all wrong	0.4	1.5	1.7	1.6	1.3	
N of Valid	506	535	518	446	2005	
N of Miss	13	25	24	10	72	

Table 90: How wrong do you think it is for someone your age to: use synthetic marijuana (K2, spice) or bath salts?

Response	6	8	10	12	Total	
Very wrong	95.6	92.5	86.2	88.6	90.8	
Wrong	3.4	6.0	11.1	8.5	7.2	
A little bit wrong	0.4	0.8	1.9	2.2	1.3	
Not at all wrong	0.6	0.8	0.8	0.7	0.7	
N of Valid	505	533	515	446	1999	
N of Miss	14	27	27	10	78	

Table 91: How wrong do you think it is for someone your age to: use LSD, cocaine, amphetamines or another illegal drug?

Response	6	8	10	12	Total	
Very wrong	97.4	93.0	87.5	89.0	91.8	
Wrong	2.0	5.6	9.7	8.1	6.3	
A little bit wrong	0.2	0.6	1.9	1.8	1.1	
Not at all wrong	0.4	0.8	1.0	1.1	0.8	
N of Valid	506	531	518	444	1999	
N of Miss	13	29	24	12	78	

Table 92: How wrong do you think it is for someone your age to: use e-cigarettes, e-cigars or e-hookahs (vaping)?

Response	6	8	10	12	Total	
Very wrong	90.7	78.5	55.3	52.2	69.8	
Wrong	5.9	10.8	17.8	15.5	12.4	
A little bit wrong	2.8	6.9	13.0	14.8	9.2	
Not at all wrong	0.6	3.7	13.9	17.5	8.6	
N of Valid	506	535	517	446	2004	
N of Miss	13	25	25	10	73	

Table 93: At school during the past 12 months, did you receive help from the resource teacher, speech therapist or other special education teacher?

Response	6	8	10	12	Total
No	0.0	0.0	0.0	0.0	0.0
Yes	0.0	0.0	0.0	0.0	0.0
N of Valid	0	0	0	0	0
N of Miss	0	0	0	0	0

Table 94: How many times in the past year (12 months) have you: been suspended from school?

Response	6	8	10	12	Total	
Never	92.9	92.4	91.9	96.0	93.2	<div></div>
1 to 2 times	6.3	6.5	7.1	3.8	6.0	<div></div>
3 to 5 times	0.2	1.1	0.8	0.2	0.6	<div></div>
6 to 9 times	0.4	0.0	0.2	0.0	0.1	<div></div>
10+ times	0.2	0.0	0.0	0.0	0.0	<div></div>
N of Valid	510	537	518	447	2012	
N of Miss	9	23	24	9	65	

Table 95: How many times in the past year (12 months) have you: carried a handgun?

Response	6	8	10	12	Total	
Never	95.1	94.4	95.0	94.4	94.7	<div></div>
1 to 2 times	2.6	2.3	2.1	2.5	2.3	<div></div>
3 to 5 times	1.0	1.5	1.5	1.3	1.3	<div></div>
6 to 9 times	0.2	0.2	0.2	0.2	0.2	<div></div>
10+ times	1.2	1.7	1.2	1.6	1.4	<div></div>
N of Valid	509	533	518	446	2006	
N of Miss	10	27	24	10	71	

Table 96: How many times in the past year (12 months) have you: sold illegal drugs?

Response	6	8	10	12	Total	
Never	99.8	99.3	96.1	95.1	97.7	
1 to 2 times	0.2	0.6	2.3	1.1	1.0	
3 to 5 times	0.0	0.2	0.8	0.7	0.4	
6 to 9 times	0.0	0.0	0.0	0.7	0.1	
10+ times	0.0	0.0	0.8	2.5	0.7	
N of Valid	509	535	518	445	2007	
N of Miss	10	25	24	11	70	

Table 97: How many times in the past year (12 months) have you: stolen or tried to steal a motor vehicle such as a car or motorcycle?

Response	6	8	10	12	Total	
Never	99.8	99.2	98.1	98.7	99.0	
1 to 2 times	0.2	0.6	0.8	0.7	0.5	
3 to 5 times	0.0	0.2	0.6	0.2	0.2	
6 to 9 times	0.0	0.0	0.2	0.2	0.1	
10+ times	0.0	0.0	0.4	0.2	0.1	
N of Valid	506	532	518	447	2003	
N of Miss	13	28	24	9	74	

Table 98: How many times in the past year (12 months) have you: participated in clubs, organizations or activities at school?

Response	6	8	10	12	Total	
Never	43.7	31.2	30.2	29.4	33.7	
1 to 2 times	24.9	21.5	15.3	12.6	18.8	
3 to 5 times	12.5	17.0	14.3	12.6	14.2	
6 to 9 times	4.5	5.6	9.5	7.0	6.6	
10+ times	14.4	24.7	30.6	38.6	26.7	
N of Valid	506	535	516	446	2003	
N of Miss	13	25	26	10	74	

Table 99: How many times in the past year (12 months) have you: been arrested?






Response	6	8	10	12	Total	
Never	99.0	98.3	97.5	98.2	98.3	
1 to 2 times	0.8	0.9	1.7	1.6	1.2	
3 to 5 times	0.0	0.4	0.4	0.2	0.2	
6 to 9 times	0.0	0.2	0.0	0.0	0.0	
10+ times	0.2	0.2	0.4	0.0	0.2	
N of Valid	505	535	517	444	2001	
N of Miss	14	25	25	12	76	

Table 100: How many times in the past year (12 months) have you: attacked someone with the idea of seriously hurting them?






Response	6	8	10	12	Total	
Never	95.3	96.1	93.0	95.5	95.0	
1 to 2 times	3.7	3.2	5.6	3.6	4.0	
3 to 5 times	1.0	0.2	1.0	0.9	0.7	
6 to 9 times	0.0	0.0	0.2	0.0	0.0	
10+ times	0.0	0.6	0.2	0.0	0.2	
N of Valid	510	534	517	448	2009	
N of Miss	9	26	25	8	68	

Table 101: How many times in the past year (12 months) have you: been drunk or high at school?






Response	6	8	10	12	Total	
Never	99.8	97.0	90.8	88.1	94.1	
1 to 2 times	0.2	2.2	4.4	4.0	2.7	
3 to 5 times	0.0	0.4	2.3	3.6	1.5	
6 to 9 times	0.0	0.2	1.2	0.9	0.5	
10+ times	0.0	0.2	1.3	3.4	1.1	
N of Valid	509	535	519	445	2008	
N of Miss	10	25	23	11	69	

Table 102: How many times in the past year (12 months) have you: taken a handgun to school?


Response	6	8	10	12	Total	
Never	100.0	99.6	99.6	99.3	99.7	
1 to 2 times	0.0	0.4	0.0	0.7	0.2	
3 to 5 times	0.0	0.0	0.2	0.0	0.0	
6 to 9 times	0.0	0.0	0.0	0.0	0.0	
10+ times	0.0	0.0	0.2	0.0	0.0	
N of Valid	509	532	516	447	2004	
N of Miss	10	28	26	9	73	

Table 103: How many times in the past year (12 months) have you: used e-cigarettes, e-cigars, or e-hookahs (vaping)?


Response	6	8	10	12	Total	
Never	100.0	99.6	99.6	99.3	99.7	
1 to 2 times	0.0	0.4	0.0	0.7	0.2	
3 to 5 times	0.0	0.0	0.2	0.0	0.0	
6 to 9 times	0.0	0.0	0.0	0.0	0.0	
10+ times	0.0	0.0	0.2	0.0	0.0	
N of Valid	509	532	516	447	2004	
N of Miss	10	28	26	9	73	

Table 104: Are you currently on probation, or assigned a probation officer with Juvenile Court?


Response	6	8	10	12	Total	
No	99.6	98.2	98.0	97.5	98.4	
Yes	0.4	1.8	2.0	2.5	1.6	
N of Valid	487	507	510	440	1944	
N of Miss	32	53	32	16	133	

Table 105: Have you ever belonged to a gang?






Response	6	8	10	12	Total	
No	97.2	96.2	94.4	96.4	96.0	
No, but would like to	0.6	1.1	1.5	1.4	1.2	
Yes, in the past	0.8	1.5	2.3	1.4	1.5	
Yes, belong now	1.4	1.1	1.5	0.9	1.3	
Yes, but would like to get out	0.0	0.0	0.2	0.0	0.1	
N of Valid	506	528	517	441	1992	
N of Miss	13	32	25	15	85	

Table 106: If you have ever belonged to a gang, did that gang have a name?




Response	6	8	10	12	Total	
No	16.9	12.7	16.6	17.8	15.9	
Yes	1.8	2.1	3.3	1.8	2.3	
I have never belonged to a gang	81.3	85.2	80.1	80.4	81.8	
N of Valid	503	534	517	445	1999	
N of Miss	16	26	25	11	78	

Table 107: You are at a party at someone's house, and one of your friends offers you a drink containing alcohol. What would you say or do?





Response	6	8	10	12	Total	
Drink it	2.4	10.2	31.9	35.7	19.5	
Tell your friend, 'No thanks, I don't drink' and suggest that you and your friend go and do something else	44.6	49.5	32.6	29.2	39.4	
Just say, 'No thanks' and walk away	31.4	26.3	27.2	28.1	28.2	
Make up a good excuse, tell your friend you had something else to do, and leave	21.7	14.0	8.3	7.0	12.9	
N of Valid	507	537	518	445	2007	
N of Miss	12	23	24	11	70	

Table 108: How often do you attend religious services or activities?

Response	6	8	10	12	Total
Never	16.8	10.6	11.4	11.2	12.5
Rarely	19.2	15.7	20.2	25.7	20.0
1-2 Times a Month	8.3	14.9	14.8	16.7	13.7
About Once a Week or More	55.7	58.8	53.6	46.4	53.9
N of Valid	494	536	519	448	1997
N of Miss	25	24	23	8	80

Table 109: I think sometimes it's okay to cheat at school.

Response	6	8	10	12	Total
NO!	72.5	46.0	28.2	26.1	43.7
no	23.0	41.7	39.2	41.0	36.1
yes	3.5	10.8	27.2	27.7	16.9
YES!	1.0	1.5	5.4	5.2	3.2
N of Valid	509	535	515	444	2003
N of Miss	10	25	27	12	74

Table 110: It is important to think before you act.

Response	6	8	10	12	Total
NO!	2.8	3.2	1.2	2.0	2.3
no	1.2	3.4	3.1	2.9	2.7
yes	23.2	37.4	41.7	36.0	34.6
YES!	72.8	56.0	54.0	59.0	60.4
N of Valid	508	532	513	444	1997
N of Miss	11	28	29	12	80

Table 111: Sometimes I think that life is not worth it.





Response	6	8	10	12	Total	
NO!	58.3	47.5	40.6	41.2	47.0	
no	20.9	25.1	22.5	25.5	23.5	
yes	15.5	19.7	24.3	24.4	20.9	
YES!	5.4	7.7	12.6	8.9	8.6	
N of Valid	503	533	515	439	1990	
N of Miss	16	27	27	17	87	

Table 112: At times I think I am no good at all.





Response	6	8	10	12	Total	
NO!	35.5	33.4	26.6	29.7	31.4	
no	25.6	28.1	25.8	25.7	26.4	
yes	27.4	30.2	32.6	35.4	31.3	
YES!	11.4	8.3	15.0	9.2	11.0	
N of Valid	507	533	512	444	1996	
N of Miss	12	27	30	12	81	

Table 113: All in all, I am inclined to think that I am a failure.





Response	6	8	10	12	Total	
NO!	54.2	47.3	39.3	42.0	45.8	
no	26.1	32.3	33.6	33.0	31.2	
yes	13.5	13.9	16.4	19.9	15.8	
YES!	6.2	6.6	10.7	5.2	7.2	
N of Valid	502	533	512	443	1990	
N of Miss	17	27	30	13	87	

Table 114: In the past year, have you felt depressed or sad MOST days, even if you felt okay sometimes?





Response	6	8	10	12	Total	
NO!	36.1	36.0	30.4	31.8	33.7	
no	23.3	26.1	19.9	24.2	23.3	
yes	26.6	25.0	28.5	27.5	26.9	
YES!	14.0	12.9	21.2	16.5	16.1	
N of Valid	507	533	513	443	1996	
N of Miss	12	27	29	13	81	

Table 115: It is all right to beat up people if they start the fight.





Response	6	8	10	12	Total	
NO!	57.5	38.3	24.5	30.2	37.8	
no	19.0	25.0	23.7	26.0	23.4	
yes	13.3	22.0	28.7	22.1	21.6	
YES!	10.1	14.8	23.1	21.7	17.3	
N of Valid	504	533	515	443	1995	
N of Miss	15	27	27	13	82	

Table 116: I think it is okay to take something without asking if you can get away with it.





Response	6	8	10	12	Total	
NO!	84.3	74.3	63.3	68.8	72.8	
no	13.8	23.5	32.4	28.5	24.4	
yes	1.8	1.5	3.7	2.5	2.4	
YES!	0.2	0.8	0.6	0.2	0.5	
N of Valid	508	533	515	442	1998	
N of Miss	11	27	27	14	79	

Table 117: Where do you get the most information about living a drug and alcohol free life? Parents/guardians





Response	6	8	10	12	Total	
All the time	62.8	53.1	47.5	48.4	53.0	
Most	15.8	24.4	23.2	21.9	21.4	
Some	8.0	14.9	18.9	17.9	14.9	
Very little	13.4	7.6	10.5	11.8	10.7	
N of Valid	486	529	514	442	1971	
N of Miss	33	31	28	14	106	

Table 118: Where do you get the most information about living a drug and alcohol free life? Friends





Response	6	8	10	12	Total	
All the time	28.8	17.7	14.8	14.0	18.8	
Most	17.4	18.3	15.6	18.8	17.5	
Some	18.1	26.2	32.6	28.7	26.5	
Very little	35.7	37.8	37.0	38.5	37.2	
N of Valid	465	519	506	436	1926	
N of Miss	54	41	36	20	151	

Table 119: Where do you get the most information about living a drug and alcohol free life? Family members





Response	6	8	10	12	Total	
All the time	54.9	45.9	37.3	33.5	43.1	
Most	19.7	23.1	23.7	27.3	23.4	
Some	11.0	19.1	21.2	22.2	18.3	
Very little	14.5	11.9	17.8	17.0	15.2	
N of Valid	483	523	510	436	1952	
N of Miss	36	37	32	20	125	

Table 120: Where do you get the most information about living a drug and alcohol free life? School





Response	6	8	10	12	Total	
All the time	69.3	65.0	47.3	45.2	57.0	
Most	12.8	22.6	25.8	24.9	21.5	
Some	6.6	8.1	18.9	19.5	13.1	
Very little	11.3	4.3	8.0	10.4	8.4	
N of Valid	486	531	512	442	1971	
N of Miss	33	29	30	14	106	

Table 121: Where do you get the most information about living a drug and alcohol free life? Internet





Response	6	8	10	12	Total	
All the time	19.0	17.8	13.5	12.8	15.8	
Most	12.7	16.6	15.0	15.9	15.1	
Some	24.2	30.9	28.7	33.9	29.4	
Very little	44.1	34.7	42.9	37.4	39.7	
N of Valid	463	518	513	439	1933	
N of Miss	56	42	29	17	144	

Table 122: Where do you get the most information about living a drug and alcohol free life? TV





Response	6	8	10	12	Total	
All the time	25.4	21.1	17.2	12.5	19.1	
Most	14.3	19.5	17.3	16.8	17.1	
Some	24.9	30.8	31.2	35.7	30.6	
Very little	35.4	28.5	34.3	35.0	33.2	
N of Valid	469	522	513	440	1944	
N of Miss	50	38	29	16	133	

Table 123: Where do you get the most information about living a drug and alcohol free life? Social media





Response	6	8	10	12	Total	
All the time	17.4	14.8	11.7	12.1	14.0	
Most	11.1	15.0	15.4	13.7	13.9	
Some	21.3	27.8	29.8	31.2	27.6	
Very little	50.2	42.4	43.2	43.1	44.6	
N of Valid	460	521	514	439	1934	
N of Miss	59	39	28	17	143	

Table 124: How much do you think people risk harming themselves (physically or in other ways) if they: smoked one or more packs of cigarettes per day?





Response	6	8	10	12	Total	
No risk	9.7	5.8	6.6	5.2	6.9	
Slight risk	8.3	7.7	9.9	10.4	9.0	
Moderate risk	17.1	20.5	21.5	18.3	19.4	
Great risk	64.9	66.0	62.0	66.1	64.7	
N of Valid	504	533	516	443	1996	
N of Miss	15	27	26	13	81	

Table 125: How much do you think people risk harming themselves (physically or in other ways) if they: try marijuana once or twice?





Response	6	8	10	12	Total	
No risk	13.7	17.6	34.6	40.8	26.1	
Slight risk	18.9	28.7	29.4	28.6	26.3	
Moderate risk	23.5	23.6	15.5	12.9	19.1	
Great risk	43.9	30.1	20.5	17.7	28.4	
N of Valid	503	534	511	441	1989	
N of Miss	16	26	31	15	88	

Table 126: How much do you think people risk harming themselves (physically or in other ways) if they: smoke marijuana once or twice a week?

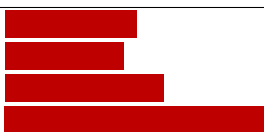
Response	6	8	10	12	Total	
No risk	11.4	13.0	24.9	28.8	19.1	
Slight risk	10.0	14.1	21.9	22.9	17.0	
Moderate risk	22.4	27.1	22.9	21.7	23.6	
Great risk	56.3	45.9	30.3	26.5	40.2	
N of Valid	501	532	515	437	1985	
N of Miss	18	28	27	19	92	

Table 127: How much do you think people risk harming themselves (physically or in other ways) if they: take one or two drinks of an alcoholic beverage (beer, wine, liquor) nearly every day?

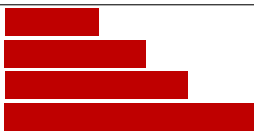
Response	6	8	10	12	Total	
No risk	11.7	11.0	15.2	14.1	12.9	
Slight risk	15.4	18.1	24.7	25.2	20.7	
Moderate risk	23.8	29.9	28.4	28.2	27.6	
Great risk	49.1	41.0	31.7	32.5	38.8	
N of Valid	505	536	514	440	1995	
N of Miss	14	24	28	16	82	

Table 128: How much do you think people risk harming themselves (physically or in other ways) if they: have five or more drinks of an alcoholic beverage once or twice a weekend?

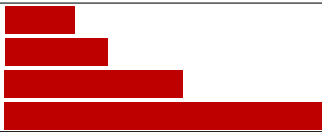
Response	6	8	10	12	Total	
No risk	10.7	7.6	8.9	7.9	8.8	
Slight risk	9.1	11.9	19.1	18.1	14.4	
Moderate risk	22.2	27.8	28.2	29.7	26.9	
Great risk	57.9	52.6	43.8	44.2	49.8	
N of Valid	504	536	514	441	1995	
N of Miss	15	24	28	15	82	

Table 129: How much do you think people risk harming themselves (physically or in other ways) if they: use prescription drugs that are not prescribed to them?

Response	6	8	10	12	Total
No risk	9.5	5.8	5.3	4.3	6.3
Slight risk	6.3	9.0	11.3	8.4	8.8
Moderate risk	14.7	18.5	22.9	20.4	19.1
Great risk	69.5	66.7	60.5	67.0	65.9
N of Valid	505	535	512	442	1994
N of Miss	14	25	30	14	83

Table 130: How much do you think people risk harming themselves (physically or in other ways) if they: use non-prescription drugs to get high?

Response	6	8	10	12	Total
No risk	10.1	6.2	5.5	4.1	6.5
Slight risk	4.2	6.3	7.8	7.9	6.5
Moderate risk	13.5	16.6	22.6	17.7	17.6
Great risk	72.2	70.9	64.1	70.3	69.3
N of Valid	503	536	513	441	1993
N of Miss	16	24	29	15	84

Table 131: How much do you think people risk harming themselves (physically or in other ways) if they: use e-cigarettes, e-cigars, or e-hookahs?

Response	6	8	10	12	Total
No risk	12.0	14.2	23.7	24.9	18.5
Slight risk	15.5	24.3	29.6	34.2	25.6
Moderate risk	21.1	22.0	20.8	15.9	20.1
Great risk	51.4	39.6	25.9	24.9	35.8
N of Valid	502	536	514	441	1993
N of Miss	17	24	28	15	84

Table 132: Have you ever used smokeless tobacco (chew, snuff, plug, dipping tobacco, or chewing tobacco)?

Response	6	8	10	12	Total	
Never	96.8	93.0	80.5	78.0	87.5	
Once or Twice	2.6	4.3	10.3	10.1	6.7	
Once in a while but not regularly	0.2	2.1	3.2	3.9	2.3	
Regularly in the past	0.2	0.6	2.4	4.1	1.7	
Regularly now	0.2	0.0	3.7	3.9	1.9	
N of Valid	504	529	507	437	1977	
N of Miss	15	31	35	19	100	

Table 133: How often have you used smokeless tobacco during the past 30 days?

Response	6	8	10	12	Total	
Not at all	99.2	97.7	92.1	90.7	95.1	
Once or twice	0.2	1.7	2.4	3.4	1.9	
Once or twice per week	0.0	0.4	1.4	0.7	0.6	
Three to five times per week	0.0	0.2	0.8	1.8	0.7	
About once a day	0.4	0.0	0.4	0.9	0.4	
More than once a day	0.2	0.0	2.9	2.5	1.4	
N of Valid	505	522	509	441	1977	
N of Miss	14	38	33	15	100	

Table 134: Have you ever smoked cigarettes?

Response	6	8	10	12	Total	
Never	95.2	87.9	68.2	65.5	79.7	
Once or Twice	3.6	9.1	14.7	16.7	10.8	
Once in a while but not regularly	0.8	1.9	9.4	7.1	4.7	
Regularly in the past	0.2	0.4	4.3	5.3	2.4	
Regularly now	0.2	0.8	3.3	5.5	2.3	
N of Valid	499	527	509	438	1973	
N of Miss	20	33	33	18	104	

Table 135: How frequently have you smoked cigarettes during the past 30 days?


Response	6	8	10	12	Total	
Not at all	99.4	97.7	89.1	85.3	93.2	
Less than one cigarette per day	0.4	1.5	5.3	6.8	3.4	
One to five cigarettes per day	0.0	0.6	4.2	4.8	2.3	
About one-half pack per day	0.2	0.2	0.6	2.3	0.8	
About one pack per day	0.0	0.0	0.4	0.5	0.2	
About one and one-half packs per day	0.0	0.0	0.0	0.2	0.1	
Two packs or more per day	0.0	0.0	0.4	0.2	0.2	
N of Valid	504	525	506	441	1976	
N of Miss	15	35	36	15	101	

Table 136: Which statement best describes rules about smoking inside your home or your family cars?


Response	6	8	10	12	Total	
Smoking is not allowed anywhere inside your home or cars	61.1	62.6	64.4	71.3	64.6	
Smoking is allowed in some places and at some times or in some cars	10.9	10.3	12.4	12.4	11.5	
Smoking is allowed anywhere inside the home or cars	4.4	3.6	7.3	5.2	5.1	
There are no rules about smoking inside the home or cars	3.2	4.4	4.9	3.8	4.1	
I don't know	20.4	19.0	11.0	7.2	14.7	
N of Valid	504	522	508	442	1976	
N of Miss	15	38	34	14	101	

Table 137: Have you ever used e-cigarettes, e-cigars, or e-hookahs (vaping)?


Response	6	8	10	12	Total	
Never	94.6	86.5	65.2	63.5	78.0	
Once or Twice	3.8	8.4	15.9	13.5	10.3	
Once in a while but not regularly	0.4	3.2	10.2	14.0	6.7	
Regularly in the past	0.4	1.0	3.7	4.1	2.2	
Regularly now	0.8	1.0	4.9	4.8	2.8	
N of Valid	502	524	509	436	1971	
N of Miss	17	36	33	20	106	

Table 138: How frequently have you used e-cigarettes, e-cigars, or e-hookahs (vaping)?








Response	6	8	10	12	Total	
Not at all	98.6	94.5	81.7	77.3	88.5	
Less than 10 puffs per day	1.0	4.0	9.9	14.0	7.0	
10 to 50 puffs per day	0.4	1.1	4.4	5.0	2.6	
About one-half cartomiser per day	0.0	0.2	0.4	1.1	0.4	
About one cartomiser per day	0.0	0.2	1.2	1.1	0.6	
About one and one-half cartomisers per day	0.0	0.0	0.8	0.9	0.4	
Two cartomisers or more per day	0.0	0.0	1.6	0.5	0.5	
N of Valid	503	524	503	436	1966	
N of Miss	16	36	39	20	111	

Table 139: During this school year, were you taught in any of your classes about the dangers of tobacco use?






Response	6	8	10	12	Total	
Never	17.2	15.2	27.7	46.7	25.9	
Rarely	11.8	13.3	21.0	20.1	16.4	
Sometimes	19.7	27.7	26.5	18.1	23.2	
Often	26.4	27.3	15.1	11.3	20.4	
Almost always	24.9	16.7	9.6	3.8	14.1	
N of Valid	507	528	509	443	1987	
N of Miss	12	32	33	13	90	

Table 140: During the past 12 months, have you participated in any community activities to discourage people your age from using cigarettes, chewing tobacco, snuff, dip or cigars, e-cigarettes, e-cigars, or e-hookahs?






Response	6	8	10	12	Total	
Never	60.4	57.6	70.1	73.4	65.1	
Rarely	12.0	18.1	14.5	16.0	15.2	
Sometimes	14.0	15.0	10.6	7.2	11.9	
Often	8.4	6.5	3.1	1.8	5.1	
Almost always	5.2	2.9	1.6	1.6	2.8	
N of Valid	500	526	509	443	1978	
N of Miss	19	34	33	13	99	

Table 141: Think back over the last two weeks. How many times have you had five or more alcoholic drinks in a row?







Response	6	8	10	12	Total	
None	99.4	97.5	84.4	82.2	91.2	
Once	0.4	1.7	5.4	9.6	4.1	
Twice	0.2	0.2	5.4	4.6	2.5	
3-5 times	0.0	0.6	2.8	2.1	1.3	
6-9 times	0.0	0.0	0.8	0.9	0.4	
10 or more times	0.0	0.0	1.2	0.7	0.5	
N of Valid	497	517	499	438	1951	
N of Miss	22	43	43	18	126	

Table 142: During the past 30 days, how many times did you ride in a car or other vehicle driven by someone who had been drinking alcohol or using drugs to get high?






Response	6	8	10	12	Total	
0 times	93.6	92.5	85.3	87.2	89.8	
1 time	3.4	3.6	5.1	5.7	4.4	
2 or 3 times	1.6	1.9	5.1	3.6	3.1	
4 or 5 times	0.6	0.8	1.8	0.7	1.0	
6 or more times	0.8	1.1	2.6	2.7	1.8	
N of Valid	498	523	505	439	1965	
N of Miss	21	37	37	17	112	

Table 143: During the past 30 days, how many times did you drive a car or other vehicle when you had been drinking alcohol or using drugs to get high?







Response	6	8	10	12	Total	
I did not drive a car in the past 30 days	52.2	57.7	36.0	23.1	43.0	
0 times	47.4	41.1	59.2	68.3	53.4	
1 time	0.2	0.6	2.0	2.7	1.3	
2 or 3 times	0.2	0.2	2.0	4.3	1.6	
4 or 5 times	0.0	0.0	0.6	0.2	0.2	
6 or more times	0.0	0.4	0.2	1.4	0.5	
N of Valid	492	523	505	438	1958	
N of Miss	27	37	37	18	119	

Table 144: If you drank alcohol (not just a sip or taste) in the past year, where did you usually drink it?










Response	6	8	10	12	Total	
I did not drink alcohol in the past year	95.1	88.4	65.3	53.0	76.2	
At my home	2.8	6.2	12.0	15.1	8.8	
At someone else's home	1.2	4.2	18.1	29.7	12.8	
At an open area like a park, beach, field, back road, woods, or a street corner	0.4	0.6	3.0	1.1	1.3	
At a sporting event or concert	0.2	0.2	0.6	0.7	0.4	
At a restaurant, bar, or a nightclub	0.2	0.0	0.0	0.2	0.1	
At an empty building or a construction site	0.0	0.2	0.0	0.0	0.1	
At a hotel/motel	0.0	0.2	0.4	0.2	0.2	
An a car	0.0	0.0	0.6	0.0	0.2	
At school	0.0	0.0	0.0	0.0	0.0	
N of Valid	492	519	502	438	1951	
N of Miss	27	41	40	18	126	

Table 145: How do you feel about someone your age having one or two drinks of an alcoholic beverage nearly every day?





Response	6	8	10	12	Total	
Neither approve nor disapprove	17.3	17.5	32.3	27.8	23.6	
Somewhat disapprove	5.8	12.9	21.1	26.5	16.3	
Strongly disapprove	60.2	59.7	38.3	41.4	50.2	
Don't know or can't say	16.7	10.0	8.3	4.3	10.0	
N of Valid	498	521	507	442	1968	
N of Miss	21	39	35	14	109	

Table 146: On how many occasions have you had alcoholic beverages (beer, wine or hard liquor) to drink in your lifetime - more than just a few sips?






Response	6	8	10	12	Total	
0	90.6	82.2	56.9	46.7	69.9	
1-2	6.8	10.5	16.7	14.4	12.0	
3-5	1.2	2.7	7.9	9.8	5.2	
6-9	0.8	1.7	6.0	7.1	3.8	
10+	0.6	2.9	12.5	22.1	9.1	
N of Valid	499	523	504	439	1965	
N of Miss	20	37	38	17	112	

Table 147: On how many occasions have you drunk one of more drinks of an alcoholic beverage during the past 30 days?


Response	6	8	10	12	Total	
0	99.2	96.4	81.5	73.9	88.2	
1-2	0.6	3.3	11.3	14.3	7.1	
3-5	0.0	0.4	3.8	8.2	2.9	
6-9	0.2	0.0	1.8	1.1	0.8	
10+	0.0	0.0	1.6	2.5	1.0	
N of Valid	497	523	504	440	1964	
N of Miss	22	37	38	16	113	

Table 148: On how many occasions have you used marijuana (grass, pot) or hashish (hash, hash oil) in your lifetime?


Response	6	8	10	12	Total	
0	98.8	94.1	78.0	71.7	86.1	
1-2	0.6	2.7	6.2	8.8	4.4	
3-5	0.4	1.1	4.6	3.9	2.4	
6-9	0.0	0.4	2.8	2.3	1.3	
10+	0.2	1.7	8.5	13.4	5.7	
N of Valid	498	523	504	441	1966	
N of Miss	21	37	38	15	111	

Table 149: On how many occasions have you used marijuana (grass, pot) or hashish (hash, hash oil) during the past 30 days?


Response	6	8	10	12	Total	
0	99.4	98.3	89.7	86.1	93.6	
1-2	0.2	1.0	3.4	5.7	2.4	
3-5	0.4	0.4	2.4	2.3	1.3	
6-9	0.0	0.0	1.2	1.4	0.6	
10+	0.0	0.4	3.4	4.5	2.0	
N of Valid	497	521	506	440	1964	
N of Miss	22	39	36	16	113	

Table 150: On how many occasions have you used LSD or other psychedelics in your lifetime?


Response	6	8	10	12	Total	
0	99.4	99.4	97.6	95.9	98.2	
1-2	0.4	0.2	1.8	3.4	1.4	
3-5	0.2	0.4	0.4	0.2	0.3	
6-9	0.0	0.0	0.0	0.2	0.1	
10+	0.0	0.0	0.2	0.2	0.1	
N of Valid	496	522	504	439	1961	
N of Miss	23	38	38	17	116	

Table 151: On how many occasions have you used LSD or other psychedelics during the past 30 days?


Response	6	8	10	12	Total	
0	99.8	100.0	99.2	99.1	99.5	
1-2	0.2	0.0	0.6	0.7	0.4	
3-5	0.0	0.0	0.0	0.2	0.1	
6-9	0.0	0.0	0.0	0.0	0.0	
10+	0.0	0.0	0.2	0.0	0.1	
N of Valid	497	520	505	440	1962	
N of Miss	22	40	37	16	115	

Table 152: On how many occasions have you used cocaine or crack in your lifetime?


Response	6	8	10	12	Total	
0	99.6	99.2	98.8	96.8	98.7	
1-2	0.4	0.6	1.0	1.8	0.9	
3-5	0.0	0.0	0.0	0.5	0.1	
6-9	0.0	0.2	0.0	0.2	0.1	
10+	0.0	0.0	0.2	0.7	0.2	
N of Valid	499	519	503	440	1961	
N of Miss	20	41	39	16	116	

Table 153: On how many occasions have you used cocaine or crack during the past 30 days?




Response	6	8	10	12	Total	
0	100.0	99.6	99.4	99.8	99.7	
1-2	0.0	0.4	0.4	0.0	0.2	
3-5	0.0	0.0	0.0	0.0	0.0	
6-9	0.0	0.0	0.0	0.0	0.0	
10+	0.0	0.0	0.2	0.2	0.1	
N of Valid	499	519	504	438	1960	
N of Miss	20	41	38	18	117	

Table 154: On how many occasions have you sniffed glue, breathed the contents of an aerosol spray can, or inhaled other gases or sprays, in order to get high in your lifetime?






Response	6	8	10	12	Total	
0	95.8	95.8	94.4	96.1	95.5	
1-2	3.0	2.5	3.4	2.7	2.9	
3-5	0.6	0.8	0.4	0.5	0.6	
6-9	0.2	0.2	0.6	0.0	0.3	
10+	0.4	0.8	1.2	0.7	0.8	
N of Valid	498	523	504	441	1966	
N of Miss	21	37	38	15	111	

Table 155: On how many occasions have you sniffed glue, breathed the contents of an aerosol spray can, or inhaled other gases or sprays, in order to get high during the past 30 days?






Response	6	8	10	12	Total	
0	97.8	98.3	97.8	99.3	98.3	
1-2	1.6	1.5	1.4	0.2	1.2	
3-5	0.6	0.2	0.0	0.5	0.3	
6-9	0.0	0.0	0.2	0.0	0.1	
10+	0.0	0.0	0.6	0.0	0.2	
N of Valid	496	523	505	440	1964	
N of Miss	23	37	37	16	113	

Table 156: On how many occasions have you used Pegaramide (peg, Peggy, etc.) in your lifetime?


Response	6	8	10	12	Total	
0	100.0	100.0	100.0	100.0	100.0	
1-2	0.0	0.0	0.0	0.0	0.0	
3-5	0.0	0.0	0.0	0.0	0.0	
6-9	0.0	0.0	0.0	0.0	0.0	
10+	0.0	0.0	0.0	0.0	0.0	
N of Valid	495	521	502	438	1956	
N of Miss	24	39	40	18	121	

Table 157: On how many occasions have you used Pegaramide (peg, Peggy, etc.) during the past 30 days?


Response	6	8	10	12	Total	
0	100.0	100.0	100.0	100.0	100.0	
1-2	0.0	0.0	0.0	0.0	0.0	
3-5	0.0	0.0	0.0	0.0	0.0	
6-9	0.0	0.0	0.0	0.0	0.0	
10+	0.0	0.0	0.0	0.0	0.0	
N of Valid	496	521	506	441	1964	
N of Miss	23	39	36	15	113	

Table 158: On how many occasions have you used synthetic marijuana (K2, spice) in your lifetime?






Response	6	8	10	12	Total	
0	99.2	99.0	97.8	96.8	98.3	
1-2	0.4	0.6	1.8	2.1	1.2	
3-5	0.2	0.2	0.2	0.2	0.2	
6-9	0.2	0.2	0.0	0.2	0.2	
10+	0.0	0.0	0.2	0.7	0.2	
N of Valid	497	524	505	439	1965	
N of Miss	22	36	37	17	112	

Table 159: On how many occasions have you used synthetic marijuana (K2, spice) during the past 30 days?




Response	6	8	10	12	Total	
0	99.8	99.6	99.8	99.8	99.7	
1-2	0.2	0.4	0.2	0.0	0.2	
3-5	0.0	0.0	0.0	0.2	0.1	
6-9	0.0	0.0	0.0	0.0	0.0	
10+	0.0	0.0	0.0	0.0	0.0	
N of Valid	496	523	502	440	1961	
N of Miss	23	37	40	16	116	

Table 160: On how many occasions have you used methamphetamines (meth, speed, crank, crystal meth) in your lifetime?






Response	6	8	10	12	Total	
0	99.6	99.6	99.0	98.4	99.2	
1-2	0.2	0.2	1.0	0.9	0.6	
3-5	0.0	0.0	0.0	0.2	0.1	
6-9	0.0	0.2	0.0	0.2	0.1	
10+	0.2	0.0	0.0	0.2	0.1	
N of Valid	496	524	505	441	1966	
N of Miss	23	36	37	15	111	

Table 161: On how many occasions have you used methamphetamines (meth, speed, crank, crystal meth) in the past 30 days?



Response	6	8	10	12	Total	
0	100.0	99.8	99.8	100.0	99.9	
1-2	0.0	0.2	0.2	0.0	0.1	
3-5	0.0	0.0	0.0	0.0	0.0	
6-9	0.0	0.0	0.0	0.0	0.0	
10+	0.0	0.0	0.0	0.0	0.0	
N of Valid	495	523	502	439	1959	
N of Miss	24	37	40	17	118	

Table 162: On how many occasions have you used other chemical products (bath salts, plant food, etc.) in your lifetime?






Response	6	8	10	12	Total	
0	97.6	99.0	100.0	99.5	99.0	
1-2	1.4	0.6	0.0	0.2	0.6	
3-5	0.2	0.0	0.0	0.2	0.1	
6-9	0.4	0.0	0.0	0.0	0.1	
10+	0.4	0.4	0.0	0.0	0.2	
N of Valid	492	521	506	439	1958	
N of Miss	27	39	36	17	119	

Table 163: On how many occasions have you used other chemical products (bath salts, plant food, etc.) during the past 30 days?






Response	6	8	10	12	Total	
0	98.4	99.2	99.6	100.0	99.3	
1-2	1.0	0.6	0.4	0.0	0.5	
3-5	0.2	0.0	0.0	0.0	0.1	
6-9	0.2	0.2	0.0	0.0	0.1	
10+	0.2	0.0	0.0	0.0	0.1	
N of Valid	496	521	504	440	1961	
N of Miss	23	39	38	16	116	

Table 164: On how many occasions have you used heroin or other opiates in your lifetime?





Response	6	8	10	12	Total	
0	99.8	99.8	99.0	98.2	99.2	
1-2	0.2	0.2	0.4	0.7	0.4	
3-5	0.0	0.0	0.4	0.0	0.1	
6-9	0.0	0.0	0.0	0.0	0.0	
10+	0.0	0.0	0.2	1.1	0.3	
N of Valid	491	523	503	438	1955	
N of Miss	28	37	39	18	122	

Table 165: On how many occasions have you used heroin or other opiates during the past 30 days?




Response	6	8	10	12	Total	
0	100.0	100.0	99.6	99.1	99.7	
1-2	0.0	0.0	0.2	0.7	0.2	
3-5	0.0	0.0	0.0	0.0	0.0	
6-9	0.0	0.0	0.2	0.2	0.1	
10+	0.0	0.0	0.0	0.0	0.0	
N of Valid	484	520	500	432	1936	
N of Miss	35	40	42	24	141	

Table 166: On how many occasions have you used MDMA ('X', 'E', or ecstasy) in your lifetime?






Response	6	8	10	12	Total	
0	100.0	99.0	98.4	96.8	98.6	
1-2	0.0	0.2	1.4	2.3	0.9	
3-5	0.0	0.4	0.2	0.2	0.2	
6-9	0.0	0.0	0.0	0.2	0.1	
10+	0.0	0.4	0.0	0.5	0.2	
N of Valid	495	518	500	440	1953	
N of Miss	24	42	42	16	124	

Table 167: On how many occasions have you used MDMA ('X', 'E', or ecstasy) during the past 30 days?




Response	6	8	10	12	Total	
0	100.0	99.4	99.8	99.5	99.7	
1-2	0.0	0.6	0.2	0.2	0.3	
3-5	0.0	0.0	0.0	0.2	0.1	
6-9	0.0	0.0	0.0	0.0	0.0	
10+	0.0	0.0	0.0	0.0	0.0	
N of Valid	494	518	503	435	1950	
N of Miss	25	42	39	21	127	

Table 168: On how many occasions have you taken prescription drugs (such as Valium, Xanax, Ritalin, Adderall, OxyContin, Tramadol, or sleeping pills) not prescribed to you in your lifetime?






Response	6	8	10	12	Total	
0	97.4	94.8	89.3	89.1	92.8	
1-2	1.6	2.5	3.8	2.9	2.7	
3-5	0.4	1.3	3.6	2.5	1.9	
6-9	0.0	0.6	1.0	0.9	0.6	
10+	0.6	0.8	2.4	4.5	2.0	
N of Valid	496	520	505	441	1962	
N of Miss	23	40	37	15	115	

Table 169: On how many occasions have you taken prescription drugs (such as Valium, Xanax, Ritalin, Adderall, OxyContin, Tramadol, or sleeping pills) not prescribed to you during the past 30 days?






Response	6	8	10	12	Total	
0	99.0	97.5	94.6	95.2	96.6	
1-2	0.6	1.7	3.2	2.5	2.0	
3-5	0.2	0.2	1.0	1.1	0.6	
6-9	0.2	0.2	0.4	0.2	0.3	
10+	0.0	0.4	0.8	0.9	0.5	
N of Valid	494	524	503	440	1961	
N of Miss	25	36	39	16	116	

Table 170: On how many occasions have you taken non-prescription medicines such as diet pills (for example, Dietac, Dexatrim or Prolamine), stay-awake pills (for example No-Doz, Vivarin, or Wake), or cough or cold medicines (robos, DXM, etc.) to get high in your lifetime?






Response	6	8	10	12	Total	
0	99.8	97.9	95.6	94.5	97.0	
1-2	0.0	0.8	2.6	1.8	1.3	
3-5	0.0	0.4	0.8	0.9	0.5	
6-9	0.0	0.4	0.4	0.5	0.3	
10+	0.2	0.6	0.6	2.3	0.9	
N of Valid	496	524	502	440	1962	
N of Miss	23	36	40	16	115	

Table 171: On how many occasions have you taken non-prescription medicines such as diet pills (for example, Dietac, Dexatrim or Prolamine), stay-awake pills (for example No-Doz, Vivarin, or Wake), or cough or cold medicines (robos, DXM, etc.) to get high during the past 30 days?






Response	6	8	10	12	Total	
0	99.8	99.2	98.2	97.3	98.7	
1-2	0.0	0.4	1.0	1.8	0.8	
3-5	0.2	0.0	0.4	0.7	0.3	
6-9	0.0	0.0	0.2	0.2	0.1	
10+	0.0	0.4	0.2	0.0	0.2	
N of Valid	494	523	505	441	1963	
N of Miss	25	37	37	15	114	

Table 172: On how many occasions have you been drunk or very high from drinking alcoholic beverages during the past 30 days?






Response	6	8	10	12	Total	
0	99.8	98.3	88.8	85.1	93.3	
1-2	0.0	1.3	4.6	8.0	3.3	
3-5	0.2	0.2	4.6	4.1	2.2	
6-9	0.0	0.0	1.4	1.6	0.7	
10+	0.0	0.2	0.6	1.1	0.5	
N of Valid	493	520	501	437	1951	
N of Miss	26	40	41	19	126	

Table 173: On how many occasions have you drunk flavored alcoholic beverages, sometimes called 'alcopops' (like Mike's Hard Lemonade, Smirnoff Ice, Bacardi Breezers, etc.) in your lifetime?






Response	6	8	10	12	Total	
0	96.8	90.8	75.0	65.1	82.5	
1-2	2.4	5.2	8.1	9.8	6.3	
3-5	0.4	1.9	7.3	8.2	4.3	
6-9	0.4	1.0	4.2	6.8	3.0	
10+	0.0	1.1	5.4	10.0	3.9	
N of Valid	496	523	504	439	1962	
N of Miss	23	37	38	17	115	

Table 174: On how many occasions have you drunk flavored alcoholic beverages, sometimes called 'alcopops' (like Mike's Hard Lemonade, Smirnoff Ice, Bacardi Breezers, etc.) during the past 30 days?






Response	6	8	10	12	Total	
0	99.2	96.4	86.9	84.2	91.9	
1-2	0.6	3.1	6.5	11.0	5.1	
3-5	0.2	0.6	4.6	3.2	2.1	
6-9	0.0	0.0	1.2	1.1	0.6	
10+	0.0	0.0	0.8	0.5	0.3	
N of Valid	495	522	504	438	1959	
N of Miss	24	38	38	18	118	

Table 175: If you smoked cigarettes (not just a puff or drag) in the past year, how did you usually get them?













Response	6	8	10	12	Total	
I did not smoke cigarettes in the past year	97.8	93.2	81.5	76.6	87.6	
I bought them myself with a fake ID	0.0	0.0	0.0	0.2	0.1	
I bought them myself without a fake ID	0.2	0.0	1.4	5.8	1.7	
I got them from someone I know age 18 or older	0.4	2.5	7.0	8.4	4.4	
I got them from someone I know under age 18	0.2	1.2	2.2	1.6	1.3	
I got them from my brother or sister	0.0	0.2	1.0	0.2	0.4	
I got them from home with my parents' permission	0.0	0.0	0.8	1.6	0.6	
I got them from home without my parents' permission	0.4	0.8	0.8	0.0	0.5	
I got them from another relative	0.0	0.6	0.8	0.0	0.4	
A stranger bought them for me	0.0	0.0	0.6	0.7	0.3	
I took them from a store or shop	0.0	0.0	0.2	0.0	0.1	
Other	1.0	1.6	3.8	4.9	2.7	
N of Valid	491	516	502	431	1940	
N of Miss	28	44	40	25	137	

Table 176: If you used e-cigarettes, e-cigars, or e-hookahs (not just a puff or drag) in the past year, how did you usually get them? - I did not use e-cigarettes, e-cigars, or e-hookahs in the past year



Response	6	8	10	12	Total	
No	2.1	7.8	20.7	23.9	13.3	
Yes	97.9	92.2	79.3	76.1	86.7	
N of Valid	482	513	498	435	1928	
N of Miss	0	0	0	0	0	

Table 177: If you used e-cigarettes, e-cigars, or e-hookahs (not just a puff or drag) in the past year, how did you usually get them? - I bought them in a store such as a convenience store, supermarket, discount store, or gas station



Response	6	8	10	12	Total	
No	100.0	100.0	98.0	95.9	98.5	
Yes	0.0	0.0	2.0	4.1	1.5	
N of Valid	482	513	498	435	1928	
N of Miss	0	0	0	0	0	

Table 178: If you used e-cigarettes, e-cigars, or e-hookahs (not just a puff or drag) in the past year, how did you usually get them? - I got them on the Internet



Response	6	8	10	12	Total	
No	100.0	99.4	97.6	99.1	99.0	
Yes	0.0	0.6	2.4	0.9	1.0	
N of Valid	482	513	498	435	1928	
N of Miss	0	0	0	0	0	

Table 179: If you used e-cigarettes, e-cigars, or e-hookahs (not just a puff or drag) in the past year, how did you usually get them? - I got them at a store that sells electronic cigarettes, such as a "vape shop"



Response	6	8	10	12	Total	
No	99.8	100.0	96.4	97.2	98.4	
Yes	0.2	0.0	3.6	2.8	1.6	
N of Valid	482	513	498	435	1928	
N of Miss	0	0	0	0	0	

Table 180: If you used e-cigarettes, e-cigars, or e-hookahs (not just a puff or drag) in the past year, how did you usually get them? - I got them from a family member



Response	6	8	10	12	Total	
No	98.3	97.3	94.4	97.5	96.8	
Yes	1.7	2.7	5.6	2.5	3.2	
N of Valid	482	513	498	435	1928	
N of Miss	0	0	0	0	0	

Table 181: If you used e-cigarettes, e-cigars, or e-hookahs (not just a puff or drag) in the past year, how did you usually get them? - I got them from a friend



Response	6	8	10	12	Total	
No	99.8	96.5	87.8	85.3	92.5	
Yes	0.2	3.5	12.2	14.7	7.5	
N of Valid	482	513	498	435	1928	
N of Miss	0	0	0	0	0	

Table 182: If you used e-cigarettes, e-cigars, or e-hookahs (not just a puff or drag) in the past year, how did you usually get them? - A stranger got them for me



Response	6	8	10	12	Total	
No	100.0	100.0	98.8	99.8	99.6	
Yes	0.0	0.0	1.2	0.2	0.4	
N of Valid	482	513	498	435	1928	
N of Miss	0	0	0	0	0	

Table 183: If you used e-cigarettes, e-cigars, or e-hookahs (not just a puff or drag) in the past year, how did you usually get them? - I took them from a store or shop



Response	6	8	10	12	Total	
No	100.0	99.6	99.6	99.5	99.7	
Yes	0.0	0.4	0.4	0.5	0.3	
N of Valid	482	513	498	435	1928	
N of Miss	0	0	0	0	0	

Table 184: If you used e-cigarettes, e-cigars, or e-hookahs (not just a puff or drag) in the past year, how did you usually get them? - I got them some other way



Response	6	8	10	12	Total	
No	99.4	98.1	95.8	98.2	97.8	
Yes	0.6	1.9	4.2	1.8	2.2	
N of Valid	482	513	498	435	1928	
N of Miss	0	0	0	0	0	

Table 185: If you used marijuana (grass, pot) (not just a puff or drag) in the past year, how did you usually get it? - I did not use marijuana (grass, pot) in the past year



Response	6	8	10	12	Total	
No	1.6	5.2	19.0	23.5	12.0	
Yes	98.4	94.8	81.0	76.5	88.0	
N of Valid	486	515	489	434	1924	
N of Miss	0	0	0	0	0	

Table 186: If you used marijuana (grass, pot) (not just a puff or drag) in the past year, how did you usually get it? - I bought it myself



Response	6	8	10	12	Total	
No	99.6	99.0	92.2	90.3	95.5	
Yes	0.4	1.0	7.8	9.7	4.5	
N of Valid	486	515	489	434	1924	
N of Miss	0	0	0	0	0	

Table 187: If you used marijuana (grass, pot) (not just a puff or drag) in the past year, how did you usually get it? - I got it from someone at school



Response	6	8	10	12	Total	
No	99.6	99.8	94.5	95.6	97.5	
Yes	0.4	0.2	5.5	4.4	2.5	
N of Valid	486	515	489	434	1924	
N of Miss	0	0	0	0	0	

Table 188: If you used marijuana (grass, pot) (not just a puff or drag) in the past year, how did you usually get it? - I got it from someone with a medical marijuana card



Response	6	8	10	12	Total	
No	100.0	99.8	98.2	99.3	99.3	
Yes	0.0	0.2	1.8	0.7	0.7	
N of Valid	486	515	489	434	1924	
N of Miss	0	0	0	0	0	

Table 189: If you used marijuana (grass, pot) (not just a puff or drag) in the past year, how did you usually get it? - I got it from my brother or sister



Response	6	8	10	12	Total	
No	100.0	99.2	97.8	98.8	99.0	
Yes	0.0	0.8	2.2	1.2	1.0	
N of Valid	486	515	489	434	1924	
N of Miss	0	0	0	0	0	

Table 190: If you used marijuana (grass, pot) (not just a puff or drag) in the past year, how did you usually get it? - I got it from another relative



Response	6	8	10	12	Total	
No	99.2	99.2	96.9	97.7	98.3	
Yes	0.8	0.8	3.1	2.3	1.7	
N of Valid	486	515	489	434	1924	
N of Miss	0	0	0	0	0	

Table 191: If you used marijuana (grass, pot) (not just a puff or drag) in the past year, how did you usually get it? - Other



Response	6	8	10	12	Total	
No	99.0	96.5	90.4	89.9	94.1	
Yes	1.0	3.5	9.6	10.1	5.9	
N of Valid	486	515	489	434	1924	
N of Miss	0	0	0	0	0	

Table 192: If you drank alcohol (not just a sip or taste) in the past year, how did you usually get it?

Response	6	8	10	12	Total	
I did not drink alcohol in the past year	95.8	89.8	66.3	53.9	77.1	
I bought it myself with a fake ID	0.0	0.0	0.2	0.2	0.1	
I bought it myself without a fake ID	0.2	0.0	0.4	0.7	0.3	
I got it from someone I know age 21 or older	0.0	1.8	10.4	18.5	7.3	
I got it from someone I know under age 21	0.0	1.0	4.4	6.5	2.9	
I got it from my brother or sister	0.2	0.8	1.0	2.1	1.0	
I got it from home with my parents' permission	1.5	2.2	6.6	7.9	4.4	
I got it from home without my parents' permission	0.4	1.6	2.0	1.4	1.4	
I got it from another relative	0.4	0.8	2.6	0.7	1.1	
A stranger bought it for me	0.0	0.2	0.4	0.2	0.2	
I took it from a store or shop	0.0	0.0	0.0	0.0	0.0	
Other	1.5	2.0	5.6	7.9	4.1	
N of Valid	480	511	498	432	1921	
N of Miss	39	49	44	24	156	

Table 193: If you used prescription drugs or over the counter drugs without a doctor telling you to use it or for the purpose of getting high, where did you get these drugs? - Did not use

Response	6	8	10	12	Total	
No	0.8	1.6	6.3	8.1	4.1	
Yes	99.2	98.4	93.7	91.9	95.9	
N of Valid	482	512	494	432	1920	
N of Miss	0	0	0	0	0	

Table 194: If you used prescription drugs or over the counter drugs without a doctor telling you to use it or for the purpose of getting high, where did you get these drugs? -
Bought or took from store or shop



Response	6	8	10	12	Total	
No	99.8	100.0	99.4	99.3	99.6	
Yes	0.2	0.0	0.6	0.7	0.4	
N of Valid	482	512	494	432	1920	
N of Miss	0	0	0	0	0	

Table 195: If you used prescription drugs or over the counter drugs without a doctor telling you to use it or for the purpose of getting high, where did you get these drugs? -
Got from parents with permission



Response	6	8	10	12	Total	
No	99.8	99.4	98.8	98.8	99.2	
Yes	0.2	0.6	1.2	1.2	0.8	
N of Valid	482	512	494	432	1920	
N of Miss	0	0	0	0	0	

Table 196: If you used prescription drugs or over the counter drugs without a doctor telling you to use it or for the purpose of getting high, where did you get these drugs? -
Got from home without permission



Response	6	8	10	12	Total	
No	100.0	99.8	98.0	98.1	99.0	
Yes	0.0	0.2	2.0	1.9	1.0	
N of Valid	482	512	494	432	1920	
N of Miss	0	0	0	0	0	

Table 197: If you used prescription drugs or over the counter drugs without a doctor telling you to use it or for the purpose of getting high, where did you get these drugs? -
Got from relative with permission



Response	6	8	10	12	Total	
No	99.4	99.8	98.8	99.1	99.3	
Yes	0.6	0.2	1.2	0.9	0.7	
N of Valid	482	512	494	432	1920	
N of Miss	0	0	0	0	0	

Table 198: If you used prescription drugs or over the counter drugs without a doctor telling you to use it or for the purpose of getting high, where did you get these drugs? -
Got from relative without permission



Response	6	8	10	12	Total	
No	100.0	100.0	99.6	99.3	99.7	
Yes	0.0	0.0	0.4	0.7	0.3	
N of Valid	482	512	494	432	1920	
N of Miss	0	0	0	0	0	

Table 199: If you used prescription drugs or over the counter drugs without a doctor telling you to use it or for the purpose of getting high, where did you get these drugs? -
Got from friend's home with permission



Response	6	8	10	12	Total	
No	100.0	99.8	99.2	99.1	99.5	
Yes	0.0	0.2	0.8	0.9	0.5	
N of Valid	482	512	494	432	1920	
N of Miss	0	0	0	0	0	

Table 200: If you used prescription drugs or over the counter drugs without a doctor telling you to use it or for the purpose of getting high, where did you get these drugs? -
Got from friend's home without permission



Response	6	8	10	12	Total	
No	100.0	100.0	99.4	99.3	99.7	
Yes	0.0	0.0	0.6	0.7	0.3	
N of Valid	482	512	494	432	1920	
N of Miss	0	0	0	0	0	

Table 201: If you used prescription drugs or over the counter drugs without a doctor telling you to use it or for the purpose of getting high, where did you get these drugs? -
Got from friend at school



Response	6	8	10	12	Total	
No	100.0	99.8	98.2	99.3	99.3	
Yes	0.0	0.2	1.8	0.7	0.7	
N of Valid	482	512	494	432	1920	
N of Miss	0	0	0	0	0	

Table 202: If you used prescription drugs or over the counter drugs without a doctor telling you to use it or for the purpose of getting high, where did you get these drugs? -
Got from friend at party



Response	6	8	10	12	Total	
No	100.0	99.4	98.2	98.1	99.0	
Yes	0.0	0.6	1.8	1.9	1.0	
N of Valid	482	512	494	432	1920	
N of Miss	0	0	0	0	0	

Table 203: If you used prescription drugs or over the counter drugs without a doctor telling you to use it or for the purpose of getting high, where did you get these drugs? -
Got from friend, elsewhere



Response	6	8	10	12	Total	
No	99.8	99.8	97.0	96.8	98.4	
Yes	0.2	0.2	3.0	3.2	1.6	
N of Valid	482	512	494	432	1920	
N of Miss	0	0	0	0	0	

Table 204: If you used prescription drugs or over the counter drugs without a doctor telling you to use it or for the purpose of getting high, where did you get these drugs? -
Got from internet sale



Response	6	8	10	12	Total	
No	100.0	99.8	99.8	99.5	99.8	
Yes	0.0	0.2	0.2	0.5	0.2	
N of Valid	482	512	494	432	1920	
N of Miss	0	0	0	0	0	

Table 205: During the last month, about how many marijuana cigarettes, or the equivalent, did you smoke a day, on the average?


Response	6	8	10	12	Total	
None	98.3	97.5	90.0	85.6	93.1	
Less than 1 a day	0.6	1.6	4.1	7.7	3.3	
1 a day	0.2	0.4	0.8	1.9	0.8	
2-3 a day	0.0	0.2	2.4	1.6	1.0	
4-6 a day	0.2	0.2	1.0	2.1	0.8	
7-10 a day	0.2	0.0	0.2	0.2	0.2	
11 or more a day	0.4	0.2	1.4	0.9	0.7	
N of Valid	481	512	491	431	1915	
N of Miss	38	48	51	25	162	

Table 206: How wrong do your friends feel it would be for YOU to: have one or two drinks of an alcoholic beverage nearly every day?


Response	6	8	10	12	Total	
Very wrong	86.3	67.3	43.5	42.5	60.4	
Wrong	9.9	21.8	27.1	27.7	21.5	
A little bit wrong	3.2	6.7	19.4	17.7	11.5	
Not at all wrong	0.6	4.2	10.0	12.0	6.5	
N of Valid	495	523	501	440	1959	
N of Miss	24	37	41	16	118	

Table 207: How wrong do your friends feel it would be for YOU to: smoke tobacco?


Response	6	8	10	12	Total	
Very wrong	88.2	73.6	52.0	48.2	66.0	
Wrong	7.9	19.1	25.0	21.8	18.4	
A little bit wrong	3.0	5.0	12.6	16.6	9.1	
Not at all wrong	0.8	2.3	10.4	13.4	6.5	
N of Valid	492	519	500	440	1951	
N of Miss	27	41	42	16	126	

Table 208: How wrong do your friends feel it would be for YOU to: smoke marijuana?





Response	6	8	10	12	Total	
Very wrong	92.1	75.5	50.1	45.1	66.4	
Wrong	4.8	11.4	18.8	18.7	13.3	
A little bit wrong	1.6	6.0	13.6	15.5	9.0	
Not at all wrong	1.4	7.1	17.6	20.7	11.4	
N of Valid	495	518	501	439	1953	
N of Miss	24	42	41	17	124	

Table 209: How wrong do your friends feel it would be for YOU to: use prescription drugs not prescribed to you?





Response	6	8	10	12	Total	
Very wrong	91.1	80.4	64.0	66.7	75.8	
Wrong	5.5	13.8	21.6	20.5	15.2	
A little bit wrong	1.8	4.0	10.4	8.2	6.0	
Not at all wrong	1.6	1.7	4.0	4.6	2.9	
N of Valid	493	520	500	439	1952	
N of Miss	26	40	42	17	125	

Table 210: How wrong would most adults (over 21) in your neighborhood think it is for kids your age: to use marijuana?





Response	6	8	10	12	Total	
Very wrong	92.3	81.8	66.7	64.4	76.7	
Wrong	5.4	11.3	17.7	22.0	13.8	
A little bit wrong	1.6	4.4	9.6	7.7	5.8	
Not at all wrong	0.6	2.5	6.0	5.9	3.7	
N of Valid	496	522	498	441	1957	
N of Miss	23	38	44	15	120	

Table 211: How wrong would most adults (over 21) in your neighborhood think it is for kids your age: to drink alcohol?





Response	6	8	10	12	Total	
Very wrong	88.3	74.5	57.5	54.1	69.1	
Wrong	8.5	15.5	21.5	23.6	17.1	
A little bit wrong	2.6	7.1	13.4	15.9	9.5	
Not at all wrong	0.6	2.9	7.7	6.4	4.3	
N of Valid	494	522	494	440	1950	
N of Miss	25	38	48	16	127	

Table 212: How wrong would most adults (over 21) in your neighborhood think it is for kids your age: to smoke cigarettes?





Response	6	8	10	12	Total	
Very wrong	88.3	78.1	62.6	58.9	72.4	
Wrong	7.7	13.8	21.3	20.7	15.7	
A little bit wrong	3.2	5.6	10.7	11.1	7.5	
Not at all wrong	0.8	2.5	5.4	9.3	4.4	
N of Valid	494	520	497	440	1951	
N of Miss	25	40	45	16	126	

Table 213: How much do each of the following statements describe your neighborhood? crime and/or drug selling





Response	6	8	10	12	Total	
NO!	82.8	72.3	61.3	67.2	71.0	
no	10.3	17.9	22.8	18.0	17.3	
yes	4.6	8.1	13.4	12.8	9.6	
YES!	2.2	1.7	2.4	2.1	2.1	
N of Valid	495	520	499	439	1953	
N of Miss	24	40	43	17	124	

Table 214: How much do each of the following statements describe your neighborhood? fights





Response	6	8	10	12	Total	
NO!	74.9	70.8	63.5	70.5	69.9	
no	14.4	20.8	23.0	22.9	20.2	
yes	7.3	6.6	11.0	5.5	7.6	
YES!	3.4	1.7	2.4	1.1	2.2	
N of Valid	494	518	499	437	1948	
N of Miss	25	42	43	19	129	

Table 215: How much do each of the following statements describe your neighborhood? lots of empty or abandoned buildings





Response	6	8	10	12	Total	
NO!	78.0	74.0	66.9	72.9	72.9	
no	13.3	18.3	21.5	20.7	18.4	
yes	6.5	5.6	10.0	4.8	6.8	
YES!	2.2	2.1	1.6	1.6	1.9	
N of Valid	490	520	498	439	1947	
N of Miss	29	40	44	17	130	

Table 216: How much do each of the following statements describe your neighborhood? lots of graffiti





Response	6	8	10	12	Total	
NO!	82.7	81.6	75.1	78.1	79.4	
no	12.9	14.7	21.1	20.1	17.1	
yes	2.7	3.1	2.8	1.1	2.5	
YES!	1.8	0.6	1.0	0.7	1.0	
N of Valid	490	517	497	438	1942	
N of Miss	29	43	45	18	135	

Table 217: I feel safe in my neighborhood.

Response	6	8	10	12	Total
NO!	4.7	2.7	3.4	2.3	3.3
no	5.9	6.0	6.9	7.8	6.6
yes	38.1	42.1	47.0	42.1	42.3
YES!	51.4	49.2	42.7	47.8	47.8
N of Valid	494	520	496	437	1947
N of Miss	25	40	46	19	130

Table 218: If a kid smoked marijuana in your neighborhood would he or she be caught by the police?

Response	6	8	10	12	Total
NO!	12.0	15.4	24.8	26.3	19.4
no	18.9	29.4	44.4	44.5	34.0
yes	33.1	32.1	21.8	21.7	27.4
YES!	36.0	23.1	8.9	7.5	19.2
N of Valid	492	520	495	438	1945
N of Miss	27	40	47	18	132

Table 219: If a kid drank some beer, wine or hard liquor (for example, vodka, whiskey, or gin) in your neighborhood would he or she be caught by the police?

Response	6	8	10	12	Total
NO!	12.2	18.7	30.7	29.0	22.4
no	26.8	36.2	46.3	48.4	39.1
yes	31.0	28.5	16.8	16.7	23.5
YES!	30.0	16.7	6.3	5.9	15.0
N of Valid	493	520	495	438	1946
N of Miss	26	40	47	18	131

Table 220: If a kid carried a handgun in your neighborhood would he or she be caught by the police?

Response	6	8	10	12	Total
NO!	12.2	16.6	22.0	22.4	18.2
no	18.5	24.1	35.3	32.4	27.4
yes	29.3	32.2	26.4	28.8	29.2
YES!	39.9	27.2	16.3	16.4	25.2
N of Valid	491	519	496	438	1944
N of Miss	28	41	46	18	133

Table 221: If you wanted to get some cigarettes, how easy would it be for you to get some?

Response	6	8	10	12	Total
Very hard	79.8	59.6	35.2	22.4	50.0
Sort of hard	9.3	16.0	17.2	10.7	13.4
Sort of easy	5.1	12.9	24.2	22.4	16.0
Very easy	5.8	11.5	23.4	44.5	20.6
N of Valid	486	513	495	438	1932
N of Miss	33	47	47	18	145

Table 222: If you wanted to get some beer, wine or hard liquor (for example, vodka, whiskey, or gin), how easy would it be for you to get some?

Response	6	8	10	12	Total
Very hard	80.6	56.2	29.7	23.0	47.9
Sort of hard	8.5	14.1	16.4	17.0	13.9
Sort of easy	5.8	16.6	27.7	24.8	18.6
Very easy	5.2	13.1	26.3	35.2	19.5
N of Valid	484	511	495	440	1930
N of Miss	35	49	47	16	147

Table 223: If you wanted to get a drug like cocaine, LSD, or amphetamines, how easy would it be for you to get some?

Response	6	8	10	12	Total	
Very hard	94.0	83.8	65.7	59.0	76.1	
Sort of hard	3.3	9.2	20.3	22.2	13.5	
Sort of easy	1.0	3.3	6.5	9.6	5.0	
Very easy	1.7	3.7	7.5	9.2	5.4	
N of Valid	483	512	492	437	1924	
N of Miss	36	48	50	19	153	

Table 224: If you wanted to get a handgun, how easy would it be for you to get one?

Response	6	8	10	12	Total	
Very hard	78.9	62.1	44.2	43.0	57.4	
Sort of hard	9.9	13.7	18.7	16.9	14.8	
Sort of easy	5.2	11.7	20.1	17.8	13.6	
Very easy	6.0	12.5	17.0	22.2	14.2	
N of Valid	483	512	493	437	1925	
N of Miss	36	48	49	19	152	

Table 225: If you wanted to get some marijuana, how easy would it be for you to get some?

Response	6	8	10	12	Total	
Very hard	90.7	73.6	41.3	32.5	60.3	
Sort of hard	5.4	10.0	16.1	12.0	10.8	
Sort of easy	1.7	8.0	15.4	19.1	10.8	
Very easy	2.3	8.4	27.2	36.4	18.0	
N of Valid	482	511	492	434	1919	
N of Miss	37	49	50	22	158	

Table 226: If you wanted to get prescription drugs for the purpose of getting high, how easy would it be for you to get some?





Response	6	8	10	12	Total	
Very hard	85.7	66.0	44.9	41.1	59.9	
Sort of hard	5.4	13.3	16.4	13.3	12.1	
Sort of easy	3.5	9.6	16.0	18.3	11.7	
Very easy	5.4	11.1	22.7	27.3	16.3	
N of Valid	482	512	494	436	1924	
N of Miss	37	48	48	20	153	

Table 227: If you wanted to get synthetic marijuana such as K2 or chemical products such as bath salts to get high, how easy would it be for you to get some?





Response	6	8	10	12	Total	
Very hard	92.5	84.6	64.2	60.1	75.8	
Sort of hard	3.1	7.4	17.4	17.7	11.2	
Sort of easy	1.9	3.7	8.9	12.2	6.5	
Very easy	2.5	4.3	9.5	10.1	6.5	
N of Valid	481	513	494	436	1924	
N of Miss	38	47	48	20	153	

Table 228: If you wanted to get steroids to use or to enhance athletic performance, how easy would it be for you to get some?





Response	6	8	10	12	Total	
Very hard	93.3	83.5	64.0	57.1	75.0	
Sort of hard	3.1	9.7	18.4	21.2	12.9	
Sort of easy	1.7	3.3	9.5	9.9	6.0	
Very easy	1.9	3.5	8.1	11.8	6.1	
N of Valid	479	514	494	434	1921	
N of Miss	40	46	48	22	156	

Table 229: If you wanted to get e-cigarettes, e-cigars, or e-hookahs, how easy would it be for you to get some?





Response	6	8	10	12	Total	
Very hard	86.6	72.5	44.0	35.9	60.4	
Sort of hard	6.1	9.2	15.3	8.7	9.9	
Sort of easy	3.8	9.4	18.5	20.9	12.9	
Very easy	3.6	9.0	22.2	34.5	16.8	
N of Valid	478	512	491	435	1916	
N of Miss	41	48	51	21	161	

Table 230: During the past 12 months, have you participated in any alcohol prevention programs or seen any alcohol prevention messages in your school or community? Yes, a school-based program focused on preventing underage drinking and/or drinking and driving.



Response	6	8	10	12	Total	
No	62.1	69.7	76.2	84.3	72.8	
Yes	37.9	30.3	23.8	15.7	27.2	
N of Valid	480	512	496	433	1921	
N of Miss	0	0	0	0	0	

Table 231: During the past 12 months, have you participated in any alcohol prevention programs or seen any alcohol prevention messages in your school or community? Yes, a community-based program focused on preventing underage drinking and/or drinking and driving (for example, through your church or temple or through youth groups like Boys and Girls Club or 4-H).



Response	6	8	10	12	Total	
No	89.4	89.8	91.7	96.5	91.7	
Yes	10.6	10.2	8.3	3.5	8.3	
N of Valid	480	512	496	433	1921	
N of Miss	0	0	0	0	0	

Table 232: During the past 12 months, have you participated in any alcohol prevention programs or seen any alcohol prevention messages in your school or community? Yes, a media campaign addressing underage drinking and/or drinking and driving (for example, newspaper ads, posters, pamphlets, radio, TV).



Response	6	8	10	12	Total	
No	87.1	85.4	85.9	89.8	86.9	
Yes	12.9	14.6	14.1	10.2	13.1	
N of Valid	480	512	496	433	1921	
N of Miss	0	0	0	0	0	

Table 233: During the past 12 months, have you participated in any alcohol prevention programs or seen any alcohol prevention messages in your school or community? No



Response	6	8	10	12	Total	
No	43.5	39.1	31.2	22.4	34.4	
Yes	56.5	60.9	68.8	77.6	65.6	
N of Valid	480	512	496	433	1921	
N of Miss	0	0	0	0	0	

Table 234: How wrong do your parents feel it would be for YOU to: have one or two drinks of an alcoholic beverage nearly every day?





Response	6	8	10	12	Total	
Very wrong	92.7	88.9	74.8	77.4	83.7	
Wrong	5.1	7.6	16.6	15.0	10.9	
A little bit wrong	2.0	2.3	5.5	4.4	3.5	
Not at all wrong	0.2	1.2	3.1	3.2	1.9	
N of Valid	495	514	488	434	1931	
N of Miss	24	46	54	22	146	

Table 235: How wrong do your parents feel it would be for YOU to: smoke tobacco?





Response	6	8	10	12	Total	
Very wrong	93.7	92.2	78.6	78.5	86.1	
Wrong	4.3	4.7	14.2	13.2	8.9	
A little bit wrong	1.8	2.1	4.9	4.6	3.3	
Not at all wrong	0.2	1.0	2.3	3.7	1.7	
N of Valid	493	513	486	433	1925	
N of Miss	26	47	56	23	152	

Table 236: How wrong do your parents feel it would be for YOU to: smoke marijuana?


Response	6	8	10	12	Total	
Very wrong	96.1	89.6	77.7	80.1	86.2	
Wrong	2.6	6.8	12.8	11.1	8.2	
A little bit wrong	0.6	2.1	7.0	4.6	3.5	
Not at all wrong	0.6	1.4	2.5	4.2	2.1	
N of Valid	492	512	485	433	1922	
N of Miss	27	48	57	23	155	

Table 237: How wrong do your parents feel it would be for YOU to: use prescription drugs not prescribed to you?


Response	6	8	10	12	Total	
Very wrong	94.7	92.4	84.4	88.2	90.0	
Wrong	3.0	5.7	10.5	9.2	7.0	
A little bit wrong	1.8	0.6	2.9	1.6	1.7	
Not at all wrong	0.4	1.4	2.3	0.9	1.2	
N of Valid	493	510	486	433	1922	
N of Miss	26	50	56	23	155	

Table 238: How wrong do your parents feel it would be for YOU to: steal something?


Response	6	8	10	12	Total	
Very wrong	91.5	88.2	86.1	89.6	88.8	
Wrong	7.3	9.9	11.5	9.7	9.6	
A little bit wrong	0.8	1.2	1.4	0.5	1.0	
Not at all wrong	0.4	0.8	1.0	0.2	0.6	
N of Valid	494	515	488	431	1928	
N of Miss	25	45	54	25	149	

Table 239: How wrong do your parents feel it would be for YOU to: draw graffiti, write things, or draw pictures on buildings or other property (without the owner's permission)?





Response	6	8	10	12	Total	
Very wrong	93.7	87.2	82.9	86.4	87.6	
Wrong	4.9	9.3	12.8	10.4	9.3	
A little bit wrong	0.8	2.9	3.1	2.8	2.4	
Not at all wrong	0.6	0.6	1.2	0.5	0.7	
N of Valid	494	515	486	433	1928	
N of Miss	25	45	56	23	149	

Table 240: How wrong do your parents feel it would be for YOU to: pick a fight with someone?





Response	6	8	10	12	Total	
Very wrong	81.1	67.4	59.0	71.8	69.8	
Wrong	13.4	21.3	25.2	21.0	20.2	
A little bit wrong	4.7	9.0	12.9	5.8	8.2	
Not at all wrong	0.8	2.3	2.9	1.4	1.9	
N of Valid	492	512	488	433	1925	
N of Miss	27	48	54	23	152	

Table 241: During the past 12 months, have you talked with at least one of your parents about the dangers of underage drinking and/or drinking and driving? By parents, we mean either your biological parents, adoptive parents, stepparents, or adult guardians - whether or not they live with you.



Response	6	8	10	12	Total	
No	47.6	48.5	54.7	53.6	51.0	
Yes	52.4	51.5	45.3	46.4	49.0	
N of Valid	479	503	466	422	1870	
N of Miss	40	57	76	34	207	

Table 242: The rules in my family are clear.

Response	6	8	10	12	Total
NO!	6.7	3.5	4.6	3.9	4.7
no	5.3	4.9	8.7	6.5	6.3
yes	23.7	30.9	33.6	35.0	30.7
YES!	64.2	60.7	53.1	54.6	58.3
N of Valid	489	512	482	432	1915
N of Miss	30	48	60	24	162

Table 243: People in my family have serious arguments about the same things, and often insult or yell at each other.

Response	6	8	10	12	Total
NO!	47.6	35.8	27.5	30.2	35.5
no	27.9	36.2	37.2	37.0	34.5
yes	15.8	19.2	23.8	20.0	19.7
YES!	8.6	8.8	11.5	12.8	10.3
N of Valid	487	511	487	430	1915
N of Miss	32	49	55	26	162

Table 244: When I am not at home, one of my parents knows where I am and who I am with.

Response	6	8	10	12	Total
NO!	9.0	4.9	5.8	3.7	5.9
no	3.3	3.7	6.2	7.6	5.1
yes	18.2	30.5	32.1	38.2	29.5
YES!	69.5	60.9	56.0	50.5	59.5
N of Valid	489	512	486	432	1919
N of Miss	30	48	56	24	158

Table 245: My family has clear rules about alcohol and drug use.

Response	6	8	10	12	Total
NO!	9.1	5.1	6.0	3.9	6.1
no	4.5	7.0	12.0	8.1	7.9
yes	14.2	23.6	27.5	35.3	24.8
YES!	72.2	64.3	54.5	52.7	61.2
N of Valid	486	512	484	431	1913
N of Miss	33	48	58	25	164

Table 246: If you skipped school would you be caught by your parents?

Response	6	8	10	12	Total
NO!	7.4	4.7	6.6	8.1	6.6
no	3.1	7.6	17.6	17.6	11.3
yes	16.3	23.6	29.2	33.2	25.3
YES!	73.1	64.1	46.6	41.1	56.8
N of Valid	484	513	483	431	1911
N of Miss	35	47	59	25	166

Table 247: My parents ask if I've gotten my homework done.

Response	6	8	10	12	Total
NO!	7.8	6.1	10.9	11.8	9.0
no	4.3	13.7	18.9	18.5	13.7
yes	24.0	29.9	32.9	36.3	30.6
YES!	63.9	50.4	37.2	33.5	46.7
N of Valid	488	512	486	433	1919
N of Miss	31	48	56	23	158

Table 248: Would your parents know if you did not come home on time?

Response	6	8	10	12	Total
NO!	6.8	4.7	4.9	5.8	5.5
no	3.9	7.0	11.7	11.2	8.3
yes	17.8	23.9	31.3	30.9	25.8
YES!	71.5	64.4	52.1	52.1	60.3
N of Valid	488	514	486	430	1918
N of Miss	31	46	56	26	159

Table 249: Do you know how to properly dispose of leftover prescription drugs?

Response	6	8	10	12	Total
No	74.7	70.5	55.4	53.0	63.7
Yes	25.3	29.5	44.6	47.0	36.3
N of Valid	467	502	478	432	1879
N of Miss	52	58	64	24	198

Table 250: Have any of your brothers or sisters ever: drunk beer, wine or hard liquor (for example, vodka, whiskey or gin)?

Response	6	8	10	12	Total
No	79.3	64.7	47.7	41.8	58.9
Yes	16.2	32.0	46.5	51.7	36.1
I don't have any brothers or sisters	4.5	3.3	5.7	6.5	4.9
N of Valid	488	515	488	433	1924
N of Miss	31	45	54	23	153

Table 251: Have any of your brothers or sisters ever: smoked marijuana?

Response	6	8	10	12	Total
No	90.1	82.2	64.9	59.6	74.7
Yes	5.5	14.5	29.4	33.9	20.4
I don't have any brothers or sisters	4.3	3.3	5.7	6.5	4.9
N of Valid	487	512	487	433	1919
N of Miss	32	48	55	23	158

Table 252: Have any of your brothers or sisters ever: smoked cigarettes?




Response	6	8	10	12	Total	
No	80.7	75.1	61.3	56.9	69.0	
Yes	15.0	21.6	33.1	36.6	26.2	
I don't have any brothers or sisters	4.3	3.3	5.6	6.5	4.8	
N of Valid	488	514	486	432	1920	
N of Miss	31	46	56	24	157	

Table 253: Have any of your brothers or sisters ever: taken a handgun to school?




Response	6	8	10	12	Total	
No	95.1	95.5	92.6	91.6	93.8	
Yes	0.4	1.2	1.8	1.9	1.3	
I don't have any brothers or sisters	4.5	3.3	5.5	6.5	4.9	
N of Valid	489	511	487	431	1918	
N of Miss	30	49	55	25	159	

Table 254: Have any of your brothers or sisters ever: been suspended or expelled from school?




Response	6	8	10	12	Total	
No	77.9	74.7	67.8	70.0	72.7	
Yes	17.7	22.0	26.4	23.6	22.4	
I don't have any brothers or sisters	4.3	3.3	5.7	6.5	4.9	
N of Valid	485	513	488	433	1919	
N of Miss	34	47	54	23	158	

Table 255: Have any of your brothers or sisters ever: used e-cigarettes, e-cigars or e-hookahs (vaping)?




Response	6	8	10	12	Total	
No	85.6	79.3	66.3	62.5	73.8	
Yes	9.9	17.3	27.9	31.0	21.2	
I don't have any brothers or sisters	4.5	3.3	5.7	6.5	5.0	
N of Valid	487	513	487	432	1919	
N of Miss	32	47	55	24	158	

Table 256: Have any of your brothers or sisters ever: used prescription drugs not prescribed to him/her?




Response	6	8	10	12	Total	
No	92.8	89.5	77.8	78.5	84.9	
Yes	2.7	7.2	16.4	15.0	10.2	
I don't have any brothers or sisters	4.5	3.3	5.7	6.5	4.9	
N of Valid	487	514	487	432	1920	
N of Miss	32	46	55	24	157	

Table 257: Have you changed homes in the past year (the last 12 months)?



Response	6	8	10	12	Total	
No	74.8	76.2	76.1	77.7	76.2	
Yes	25.2	23.8	23.9	22.3	23.8	
N of Valid	481	508	476	422	1887	
N of Miss	38	52	66	34	190	

Table 258: How many times have you changed homes since kindergarten?






Response	6	8	10	12	Total	
Never	37.1	33.3	26.7	26.6	31.1	
1 or 2 times	33.2	29.6	32.0	35.6	32.5	
3 or 4 times	15.7	19.2	20.0	18.1	18.3	
5 or 6 times	8.0	9.0	10.5	10.0	9.4	
7 or more times	6.0	8.8	10.7	9.7	8.8	
N of Valid	485	510	484	432	1911	
N of Miss	34	50	58	24	166	

Table 259: Have you changed schools (including changing from elementary to middle and middle to high school) in the past year?



Response	6	8	10	12	Total	
No	64.2	67.5	73.4	82.7	71.6	
Yes	35.8	32.5	26.6	17.3	28.4	
N of Valid	480	502	478	423	1883	
N of Miss	39	58	64	33	194	

Table 260: How many times have you changed schools since kindergarten (including changing from elementary to middle and middle to high school)?






Response	6	8	10	12	Total	
Never	38.6	29.1	27.7	22.6	29.7	
1 or 2 times	37.5	31.0	26.2	20.5	29.1	
3 or 4 times	14.6	27.5	29.3	38.8	27.2	
5 or 6 times	7.0	8.3	10.4	11.4	9.2	
7 or more times	2.3	4.2	6.4	6.7	4.8	
N of Valid	485	506	481	430	1902	
N of Miss	34	54	61	26	175	

Table 261: Has anyone in your family ever had severe alcohol or drug problems?



Response	6	8	10	12	Total	
No	72.2	59.8	49.0	48.1	57.5	
Yes	27.8	40.2	51.0	51.9	42.5	
N of Valid	475	505	482	432	1894	
N of Miss	44	55	60	24	183	

Table 262: About how many adults (over 21) have you known personally who in the past year have: used marijuana, crack, cocaine, or other drugs?






Response	6	8	10	12	Total	
0	81.7	68.8	52.5	54.2	64.6	
1	10.9	14.8	18.9	13.4	14.6	
2	2.9	7.2	11.1	10.2	7.8	
3-4	1.8	4.5	6.0	12.3	5.9	
5	2.7	4.7	11.5	10.0	7.1	
N of Valid	487	512	486	432	1917	
N of Miss	32	48	56	24	160	

Table 263: About how many adults (over 21) have you known personally who in the past year have: sold or dealt drugs?






Response	6	8	10	12	Total	
0	88.0	80.2	67.3	65.9	75.7	
1	7.4	10.2	12.3	13.9	10.9	
2	1.4	3.5	9.0	7.4	5.3	
3-4	1.0	2.4	2.9	6.0	3.0	
5	2.1	3.7	8.6	6.7	5.2	
N of Valid	484	510	489	431	1914	
N of Miss	35	50	53	25	163	

Table 264: About how many adults (over 21) have you known personally who in the past year have: done other things that could get them in trouble with the police, like stealing, selling stolen goods, mugging or assaulting others, etc.?






Response	6	8	10	12	Total	
0	86.6	77.7	64.6	69.4	74.8	
1	7.8	11.5	12.7	10.0	10.5	
2	3.5	4.1	10.0	7.2	6.2	
3-4	1.0	2.9	4.3	6.5	3.6	
5	1.0	3.7	8.4	6.9	5.0	
N of Valid	485	512	489	432	1918	
N of Miss	34	48	53	24	159	

Table 265: About how many adults (over 21) have you known personally who in the past year have: gotten drunk or high?










Response	6	8	10	12	Total	
0	69.6	54.0	36.7	33.7	49.0	
1	15.7	22.5	19.1	17.7	18.8	
2	6.8	7.2	12.7	12.6	9.7	
3-4	3.5	6.8	10.2	15.1	8.7	
5	4.3	9.4	21.3	20.9	13.7	
N of Valid	484	511	488	430	1913	
N of Miss	35	49	54	26	164	

Table 266: How honest were you in filling out this survey?

Response	6	8	10	12	Total	
I was very honest	86.4	83.8	78.0	85.8	83.4	
I was honest pretty much of the time	11.0	12.9	16.9	11.0	13.0	
I was honest some of the time	2.4	2.5	4.1	2.1	2.8	
I was honest once in a while	0.2	0.8	1.0	1.1	0.8	
I was not honest at all	0.0	0.0	0.0	0.0	0.0	
N of Valid	492	519	490	436	1937	
N of Miss	27	41	52	20	140	