

2015 APNA

Arkansas Prevention Needs Assessment Student Survey

White County
Tables

**Arkansas Department of Human Services
Division of Behavioral Health Services
Prevention Services**

Conducted by International Survey Associates dba Pride Surveys

Contents

1	INTRODUCTION	11
2	PERCENTAGE TABLES	16

List of Tables

1	Sex	17
2	Age	17
3	Are you Hispanic or Latino?	17
4	What is your race? Black or African American	18
5	What is your race? Asian	18
6	What is your race? American Indian	18
7	What is your race? Alaska Native	18
8	What is your race? White	19
9	What is your race? Native Hawaiian or Other Pacific Islander	19
10	What is your race? Other	19
11	What is the highest level of schooling completed by your mother or father?	20
12	Think of where you live most of the time. Which of the following people live there with you? Mother	20
13	Think of where you live most of the time. Which of the following people live there with you? Stepmother	20
14	Think of where you live most of the time. Which of the following people live there with you? Foster Mother	21
15	Think of where you live most of the time. Which of the following people live there with you? Grandmother	21
16	Think of where you live most of the time. Which of the following people live there with you? Aunt	21
17	Think of where you live most of the time. Which of the following people live there with you? Father	21
18	Think of where you live most of the time. Which of the following people live there with you? Stepfather	22
19	Think of where you live most of the time. Which of the following people live there with you? Foster Father	22
20	Think of where you live most of the time. Which of the following people live there with you? Grandfather	22
21	Think of where you live most of the time. Which of the following people live there with you? Uncle	22
22	Think of where you live most of the time. Which of the following people live there with you? Other Adults	23
23	Think of where you live most of the time. Which of the following people live there with you? Brother(s)	23
24	Think of where you live most of the time. Which of the following people live there with you? Stepbrother(s)	23
25	Think of where you live most of the time. Which of the following people live there with you? Sister(s)	23
26	Think of where you live most of the time. Which of the following people live there with you? Stepsister(s)	24

27	Think of where you live most of the time. Which of the following people live there with you? Other Children	24
28	In my school, students have lots of chances to help decide things like class activities and rules.	24
29	Teachers ask me to work on special classroom projects.	24
30	My teacher(s) notices when I am doing a good job and lets me know about it.	25
31	There are lots of chances for students in my school to get involved in sports, clubs, and other school activities outside of class.	25
32	There are lots of chances for students in my school to talk with a teacher one-on-one.	25
33	I feel safe at my school.	26
34	The school lets my parents know when I have done something well.	26
35	My teachers praise me when I work hard in school.	26
36	Are your school grades better than the grades of most students in your class?	27
37	I have lots of chances to be part of class discussions or activities.	27
38	Now thinking back over the past year in school, how often did you: enjoy being in school?	27
39	Now thinking back over the past year in school, how often did you: hate being in school?	28
40	Now thinking back over the past year in school, how often did you: try to do your best work in school?	28
41	How often do you feel that the school work you are assigned is meaningful and important?	28
42	Putting them all together, what were your grades like last year?	29
43	How important do you think the things you are learning in school are going to be for your later life?	29
44	Do your parents care about your skipping or cutting school?	29
45	During the LAST FOUR WEEKS how many whole days of school have you missed because you skipped or 'cut'?	30
46	What are the chances you would be seen as cool if you: smoked cigarettes?	30
47	What are the chances you would be seen as cool if you: worked hard at school?	30
48	What are the chances you would be seen as cool if you: began drinking alcoholic beverages regularly, that is, at least once or twice a month?	31
49	What are the chances you would be seen as cool if you: defended someone who was being bullied?	31
50	What are the chances you would be seen as cool if you: smoked marijuana?	31
51	What are the chances you would be seen as cool if you: carried a handgun?	32

52	What are the chances you would be seen as cool if you: used e-cigarettes, e-cigars or e-hookahs?	32
53	What are the chances you would be seen as cool if you: bullied someone or cyber bullied someone?	32
54	Think of your four best friends (the friends you feel closest to). In the past year (12 months), how many of your best friends have: participated in clubs, organizations or activities at school?	33
55	Think of your four best friends (the friends you feel closest to). In the past year (12 months), how many of your best friends have: smoked cigarettes?	33
56	Think of your four best friends (the friends you feel closest to). In the past year (12 months), how many of your best friends have: tried beer, wine or hard liquor (for example, vodka, whiskey, or gin) when their parents didn't know about it?	33
57	Think of your four best friends (the friends you feel closest to). In the past year (12 months), how many of your best friends have: used e-cigarettes, e-cigars, or e-hookahs?	34
58	Think of your four best friends (the friends you feel closest to). In the past year (12 months), how many of your best friends have: used marijuana?	34
59	Think of your four best friends (the friends you feel closest to). In the past year (12 months), how many of your best friends have: used prescription drugs or non-prescription drugs for the purpose of getting high?	34
60	Think of your four best friends (the friends you feel closest to). In the past year (12 months), how many of your best friends have: used synthetic marijuana (K2, spice) or bath salts?	35
61	Think of your four best friends (the friends you feel closest to). In the past year (12 months), how many of your best friends have: used LSD, cocaine, amphetamines, or other illegal drugs?	35
62	Think of your four best friends (the friends you feel closest to). In the past year (12 months), how many of your best friends have: been bullied?	35
63	Think of your four best friends (the friends you feel closest to). In the past year (12 months), how many of your best friends have: been suspended from school?	36
64	Think of your four best friends (the friends you feel closest to). In the past year (12 months), how many of your best friends have: carried a handgun?	36
65	Think of your four best friends (the friends you feel closest to). In the past year (12 months), how many of your best friends have: sold illegal drugs?	36
66	Think of your four best friends (the friends you feel closest to). In the past year (12 months), how many of your best friends have: regularly attended religious services?	37

67	Think of your four best friends (the friends you feel closest to). In the past year (12 months), how many of your best friends have: stolen or tried to steal a motor vehicle such as a car or motorcycle?	37
68	Think of your four best friends (the friends you feel closest to). In the past year (12 months), how many of your best friends have: been arrested?	37
69	Think of your four best friends (the friends you feel closest to). In the past year (12 months), how many of your best friends have: dropped out of school?	38
70	Think of your four best friends (the friends you feel closest to). In the past year (12 months), how many of your best friends have: been members of a gang?	38
71	How old were you when you first: smoked marijuana?	38
72	How old were you when you first: smoked a cigarette, even just a puff?	39
73	How old were you when you first: had more than a sip or two of beer, wine or hard liquor (for example, vodka, whiskey, or gin)?	39
74	How old were you when you first: began drinking alcoholic beverages regularly, that is, at least once or twice a month?	40
75	How old were you when you first: used Daztrex?	40
76	How old were you when you first: got suspended from school?	41
77	How old were you when you first: got arrested?	41
78	How old were you when you first: carried a handgun?	42
79	How old were you when you first: used e-cigarettes, e-cigars, or e-hookahs?	42
80	How old were you when you first: belonged to a gang?	43
81	How old were you when you first: used prescription drugs not prescribed to you?	43
82	How wrong do you think it is for someone your age to: take a handgun to school?	44
83	How wrong do you think it is for someone your age to: steal anything?	44
84	How wrong do you think it is for someone your age to: pick a fight with someone?	44
85	How wrong do you think it is for someone your age to: attack someone with the idea of seriously hurting them?	45
86	How wrong do you think it is for someone your age to: stay away from school all day when their parents think they are at school?	45
87	How wrong do you think it is for someone your age to: drink beer, wine or hard liquor (for example, vodka, whiskey, or gin) regularly?	45
88	How wrong do you think it is for someone your age to: smoke cigarettes?	46
89	How wrong do you think it is for someone your age to: smoke marijuana?	46

90	How wrong do you think it is for someone your age to: use prescription drugs or non-prescription drugs for the purpose of getting high?	46
91	How wrong do you think it is for someone your age to: use synthetic marijuana (K2, spice) or bath salts?	47
92	How wrong do you think it is for someone your age to: use LSD, cocaine, amphetamines or another illegal drug?	47
93	How wrong do you think it is for someone your age to: use e-cigarettes, e-cigars or e-hookahs?	47
94	At school during the past 12 months, did you receive help from the resource teacher, speech therapist or other special education teacher?	48
95	How many times in the past year (12 months) have you: been suspended from school?	48
96	How many times in the past year (12 months) have you: carried a handgun?	48
97	How many times in the past year (12 months) have you: sold illegal drugs?	49
98	How many times in the past year (12 months) have you: stolen or tried to steal a motor vehicle such as a car or motorcycle?	49
99	How many times in the past year (12 months) have you: participated in clubs, organizations or activities at school?	50
100	How many times in the past year (12 months) have you: been arrested?	50
101	How many times in the past year (12 months) have you: attacked someone with the idea of seriously hurting them?	51
102	How many times in the past year (12 months) have you: been drunk or high at school?	51
103	How many times in the past year (12 months) have you: taken a handgun to school?	52
104	Are you currently on probation, or assigned a probation officer with Juvenile Court?	52
105	Have you ever belonged to a gang?	52
106	If you have ever belonged to a gang, did that gang have a name?	53
107	You are at a party at someone's house, and one of your friends offers you a drink containing alcohol. What would you say or do?	53
108	How often do you attend religious services or activities?	53
109	I think sometimes it's okay to cheat at school.	54
110	It is important to think before you act.	54
111	Sometimes I think that life is not worth it.	54
112	At times I think I am no good at all.	55
113	All in all, I am inclined to think that I am a failure.	55
114	In the past year, have you felt depressed or sad MOST days, even if you felt okay sometimes?	55
115	It is all right to beat up people if they start the fight.	56
116	I think it is okay to take something without asking if you can get away with it.	56

117	Where do you get the most information about living a drug and alcohol free life? Parents/guardians	56
118	Where do you get the most information about living a drug and alcohol free life? Friends	57
119	Where do you get the most information about living a drug and alcohol free life? Family members	57
120	Where do you get the most information about living a drug and alcohol free life? School	57
121	Where do you get the most information about living a drug and alcohol free life? Internet	58
122	Where do you get the most information about living a drug and alcohol free life? TV	58
123	Where do you get the most information about living a drug and alcohol free life? Social media	58
124	How much do you think people risk harming themselves (physically or in other ways) if they: smoked one or more packs of cigarettes per day?	59
125	How much do you think people risk harming themselves (physically or in other ways) if they: try marijuana once or twice?	59
126	How much do you think people risk harming themselves (physically or in other ways) if they: smoke marijuana once or twice a week?	59
127	How much do you think people risk harming themselves (physically or in other ways) if they: take one or two drinks of an alcoholic beverage (beer, wine, liquor) nearly every day?	60
128	How much do you think people risk harming themselves (physically or in other ways) if they: have five or more drinks of an alcoholic beverage once or twice a weekend?	60
129	How much do you think people risk harming themselves (physically or in other ways) if they: use prescription drugs that are not prescribed to them?	60
130	How much do you think people risk harming themselves (physically or in other ways) if they: use non-prescription drugs to get high?	61
131	How much do you think people risk harming themselves (physically or in other ways) if they: use e-cigarettes, e-cigars, or e-hookahs?	61
132	Have you ever used smokeless tobacco (chew, snuff, plug, dipping tobacco, or chewing tobacco)?	61
133	How often have you used smokeless tobacco during the past 30 days?	62
134	Have you ever smoked cigarettes?	62
135	How frequently have you smoked cigarettes during the past 30 days?	62
136	Which statement best describes rules about smoking inside your home or your family cars?	63
137	Have you ever used e-cigarettes, e-cigars, or e-hookahs?	63
138	How frequently have you used e-cigarettes, e-cigars, or e-hookahs?	64
139	During this school year, were you taught in any of your classes about the dangers of tobacco use?	64

140	During the past 12 months, have you participated in any community activities to discourage people your age from using cigarettes, chewing tobacco, snuff, dip or cigars, e-cigarettes, e-cigars, or e-hookahs?	64
141	Think back over the last two weeks. How many times have you had five or more alcoholic drinks in a row?	65
142	During the past 30 days, how many times did you ride in a car or other vehicle driven by someone who had been drinking alcohol or using drugs to get high?	65
143	During the past 30 days, how many times did you drive a car or other vehicle when you had been drinking alcohol or using drugs to get high?	65
144	If you drank alcohol (not just a sip or taste) in the past year, how did you usually get it?	66
145	If you drank alcohol (not just a sip or taste) in the past year, where did you usually drink it?	66
146	How do you feel about someone your age having one or two drinks of an alcoholic beverage nearly every day?	67
147	On how many occasions have you had alcoholic beverages (beer, wine or hard liquor) to drink in your lifetime - more than just a few sips?	67
148	On how many occasions have you drunk one or more drinks of an alcoholic beverage during the past 30 days?	67
149	On how many occasions have you used marijuana (grass, pot) or hashish (hash, hash oil) in your lifetime?	68
150	On how many occasions have you used marijuana (grass, pot) or hashish (hash, hash oil) during the past 30 days?	68
151	On how many occasions have you used LSD or other psychedelics in your lifetime?	68
152	On how many occasions have you used LSD or other psychedelics during the past 30 days?	69
153	On how many occasions have you used cocaine or crack in your lifetime?	69
154	On how many occasions have you used cocaine or crack during the past 30 days?	69
155	On how many occasions have you sniffed glue, breathed the contents of an aerosol spray can, or inhaled other gases or sprays, in order to get high in your lifetime?	70
156	On how many occasions have you sniffed glue, breathed the contents of an aerosol spray can, or inhaled other gases or sprays, in order to get high during the past 30 days?	70
157	On how many occasions have you used Daztrex in your lifetime?	71
158	On how many occasions have you used Daztrex during the past 30 days?	71
159	On how many occasions have you used synthetic marijuana (K2, spice) in your lifetime?	71

160	On how many occasions have you used synthetic marijuana (K2, spice) during the past 30 days?	72
161	On how many occasions have you used methamphetamines (meth, speed, crank, crystal meth) in your lifetime?	72
162	On how many occasions have you used methamphetamines (meth, speed, crank, crystal meth) in the past 30 days?	72
163	On how many occasions have you used other chemical products (bath salts, plant food, etc.) in your lifetime?	73
164	On how many occasions have you used other chemical products (bath salts, plant food, etc.) during the past 30 days?	73
165	On how many occasions have you used heroin or other opiates in your lifetime?	73
166	On how many occasions have you used heroin or other opiates during the past 30 days?	74
167	On how many occasions have you used MDMA ('X', 'E', or ecstasy) in your lifetime?	74
168	On how many occasions have you used MDMA ('X', 'E', or ecstasy) during the past 30 days?	74
169	On how many occasions have you taken prescription drugs (such as Valium, Xanax, Ritalin, Adderall, OxyContin, Darvocet, or sleeping pills) not prescribed to you in your lifetime?	75
170	On how many occasions have you taken prescription drugs (such as Valium, Xanax, Ritalin, Adderall, OxyContin, Darvocet, or sleeping pills) not prescribed to you during the past 30 days?	75
171	On how many occasions have you taken non-prescription medicines such as diet pills (for example, Dietac, Dexatrim or Prolamine), stay-awake pills (for example No-Doz, Vivarin, or Wake), or cough or cold medicines (robos, DXM, etc.) to get high in your lifetime?	76
172	On how many occasions have you taken non-prescription medicines such as diet pills (for example, Dietac, Dexatrim or Prolamine), stay-awake pills (for example No-Doz, Vivarin, or Wake), or cough or cold medicines (robos, DXM, etc.) to get high during the past 30 days?	76
173	On how many occasions have you been drunk or very high from drinking alcoholic beverages during the past 30 days?	77
174	On how many occasions have you drunk flavored alcoholic beverages, sometimes called 'alcopops' (like Mike's Hard Lemonade, Smirnoff Ice, Bacardi Breezers, etc.) in your lifetime?	77
175	On how many occasions have you drunk flavored alcoholic beverages, sometimes called 'alcopops' (like Mike's Hard Lemonade, Smirnoff Ice, Bacardi Breezers, etc.) during the past 30 days?	78
176	If you used prescription drugs or over the counter drugs without a doctor telling you to use it or for the purpose of getting high, where did you get these drugs? - Did not use	78

177	If you used prescription drugs or over the counter drugs without a doctor telling you to use it or for the purpose of getting high, where did you get these drugs? - Bought or took from store or shop	78
178	If you used prescription drugs or over the counter drugs without a doctor telling you to use it or for the purpose of getting high, where did you get these drugs? - Got from parents with permission	79
179	If you used prescription drugs or over the counter drugs without a doctor telling you to use it or for the purpose of getting high, where did you get these drugs? - Got from home without permission	79
180	If you used prescription drugs or over the counter drugs without a doctor telling you to use it or for the purpose of getting high, where did you get these drugs? - Got from relative with permission	79
181	If you used prescription drugs or over the counter drugs without a doctor telling you to use it or for the purpose of getting high, where did you get these drugs? - Got from relative without permission	79
182	If you used prescription drugs or over the counter drugs without a doctor telling you to use it or for the purpose of getting high, where did you get these drugs? - Got from friend's home with permission	80
183	If you used prescription drugs or over the counter drugs without a doctor telling you to use it or for the purpose of getting high, where did you get these drugs? - Got from friend's home without permission	80
184	If you used prescription drugs or over the counter drugs without a doctor telling you to use it or for the purpose of getting high, where did you get these drugs? - Got from friend at school	80
185	If you used prescription drugs or over the counter drugs without a doctor telling you to use it or for the purpose of getting high, where did you get these drugs? - Got from friend at party	80
186	If you used prescription drugs or over the counter drugs without a doctor telling you to use it or for the purpose of getting high, where did you get these drugs? - Got from friend, elsewhere	81
187	If you used prescription drugs or over the counter drugs without a doctor telling you to use it or for the purpose of getting high, where did you get these drugs? - Got from internet sale	81
188	During the last month, about how many marijuana cigarettes, or the equivalent, did you smoke a day, on the average?	81
189	How wrong do your friends feel it would be for YOU to: have one or two drinks of an alcoholic beverage nearly every day?	82
190	How wrong do your friends feel it would be for YOU to: smoke tobacco?	82
191	How wrong do your friends feel it would be for YOU to: smoke marijuana?	82
192	How wrong do your friends feel it would be for YOU to: use prescription drugs not prescribed to you?	83
193	How wrong would most adults (over 21) in your neighborhood think it is for kids your age: to use marijuana?	83

194	How wrong would most adults (over 21) in your neighborhood think it is for kids your age: to drink alcohol?	83
195	How wrong would most adults (over 21) in your neighborhood think it is for kids your age: to smoke cigarettes?	84
196	How much do each of the following statements describe your neighborhood? crime and/or drug selling	84
197	How much do each of the following statements describe your neighborhood? fights	84
198	How much do each of the following statements describe your neighborhood? lots of empty or abandoned buildings	85
199	How much do each of the following statements describe your neighborhood? lots of graffiti	85
200	I feel safe in my neighborhood.	85
201	If a kid smoked marijuana in your neighborhood would he or she be caught by the police?	86
202	If a kid drank some beer, wine or hard liquor (for example, vodka, whiskey, or gin) in your neighborhood would he or she be caught by the police?	86
203	If a kid carried a handgun in your neighborhood would he or she be caught by the police?	86
204	If you wanted to get some cigarettes, how easy would it be for you to get some?	87
205	If you wanted to get some beer, wine or hard liquor (for example, vodka, whiskey, or gin), how easy would it be for you to get some?	87
206	If you wanted to get a drug like cocaine, LSD, or amphetamines, how easy would it be for you to get some?	87
207	If you wanted to get a handgun, how easy would it be for you to get one?	88
208	If you wanted to get some marijuana, how easy would it be for you to get some?	88
209	If you wanted to get prescription drugs for the purpose of getting high, how easy would it be for you to get some?	88
210	If you wanted to get synthetic marijuana such as K2 or chemical products such as bath salts to get high, how easy would it be for you to get some?	89
211	If you wanted to get steroids to use or to enhance athletic performance, how easy would it be for you to get some?	89
212	If you wanted to get e-cigarettes, e-cigars, or e-hookahs, how easy would it be for you to get some?	89
213	During the past 12 months, have you participated in any alcohol prevention programs or seen any alcohol prevention messages in your school or community? Yes, a school-based program focused on preventing underage drinking and/or drinking and driving.	90

214	During the past 12 months, have you participated in any alcohol prevention programs or seen any alcohol prevention messages in your school or community? Yes, a community-based program focused on preventing underage drinking and/or drinking and driving (for example, through your church or temple or through youth groups like Boys and Girls Club or 4-H).	90
215	During the past 12 months, have you participated in any alcohol prevention programs or seen any alcohol prevention messages in your school or community? Yes, a media campaign addressing underage drinking and/or drinking and driving (for example, newspaper ads, posters, pamphlets, radio, TV).	90
216	During the past 12 months, have you participated in any alcohol prevention programs or seen any alcohol prevention messages in your school or community? No	90
217	How wrong do your parents feel it would be for YOU to: have one or two drinks of an alcoholic beverage nearly every day?	91
218	How wrong do your parents feel it would be for YOU to: smoke tobacco?	91
219	How wrong do your parents feel it would be for YOU to: smoke marijuana?	91
220	How wrong do your parents feel it would be for YOU to: use prescription drugs not prescribed to you?	92
221	How wrong do your parents feel it would be for YOU to: steal something worth more than \$5?	92
222	How wrong do your parents feel it would be for YOU to: draw graffiti, write things, or draw pictures on buildings or other property (without the owner's permission)?	92
223	How wrong do your parents feel it would be for YOU to: pick a fight with someone?	93
224	During the past 12 months, have you talked with at least one of your parents about the dangers of underage drinking and/or drinking and driving? By parents, we mean either your biological parents, adoptive parents, stepparents, or adult guardians - whether or not they live with you.	93
225	The rules in my family are clear.	93
226	People in my family have serious arguments about the same things, and often insult or yell at each other.	94
227	When I am not at home, one of my parents knows where I am and who I am with.	94
228	My family has clear rules about alcohol and drug use.	94
229	If you skipped school would you be caught by your parents?	95
230	My parents ask if I've gotten my homework done.	95
231	Would your parents know if you did not come home on time?	95
232	Do you know how to properly dispose of leftover prescription drugs?	96

233	Have any of your brothers or sisters ever: drunk beer, wine or hard liquor (for example, vodka, whiskey or gin)?	96
234	Have any of your brothers or sisters ever: smoked marijuana?	96
235	Have any of your brothers or sisters ever: smoked cigarettes?	96
236	Have any of your brothers or sisters ever: taken a handgun to school? .	97
237	Have any of your brothers or sisters ever: been suspended or expelled from school?	97
238	Have any of your brothers or sisters ever: used e-cigarettes, e-cigars or e-hookahs?	97
239	Have any of your brothers or sisters ever: used prescription drugs not prescribed to him/her?	97
240	Have you changed homes in the past year (the last 12 months)? . .	98
241	How many times have you changed homes since kindergarten? . . .	98
242	Have you changed schools (including changing from elementary to middle and middle to high school) in the past year?	98
243	How many times have you changed schools since kindergarten (including changing from elementary to middle and middle to high school)?	99
244	Has anyone in your family ever had severe alcohol or drug problems? .	99
245	About how many adults (over 21) have you known personally who in the past year have: used marijuana, crack, cocaine, or other drugs? .	99
246	About how many adults (over 21) have you known personally who in the past year have: sold or dealt drugs?	100
247	About how many adults (over 21) have you known personally who in the past year have: done other things that could get them in trouble with the police, like stealing, selling stolen goods, mugging or assaulting others, etc.?	100
248	About how many adults (over 21) have you known personally who in the past year have: gotten drunk or high?	100
249	Have you seen or heard information about underage drinking in the past 12 months from the following sources? Radio	101
250	Have you seen or heard information about underage drinking in the past 12 months from the following sources? TV.	101
251	Have you seen or heard information about underage drinking in the past 12 months from the following sources? Print. This includes information on underage drinking you may have seen in the newspaper, on a billboard, in pamphlets, on stickers, etc.	101
252	Have you seen or heard information about underage drinking in the past 12 months from the following sources? Website or social media? (Facebook, Myspace, website, etc.)	101
253	The next questions ask about your opinions of the information you saw or heard. If you have seen or heard more than one ad, please think about your favorite ad when answering these questions. The information about underage drinking that I saw or heard was convincing.	102

254	The next questions ask about your opinions of the information you saw or heard. If you have seen or heard more than one ad, please think about your favorite ad when answering these questions. The information about underage drinking that I saw or heard grabbed my attention.	102
255	The next questions ask about your opinions of the information you saw or heard. If you have seen or heard more than one ad, please think about your favorite ad when answering these questions. The information about underage drinking that I saw or heard said something important to me.	102
256	The next questions ask about your opinions of the information you saw or heard. If you have seen or heard more than one ad, please think about your favorite ad when answering these questions. Seeing or hearing this information about underage drinking made me want to stop or decrease my drinking.	103
257	How honest were you in filling out this survey?	103

List of Figures

1	Grade Chart	12
2	Gender Chart	13
3	Age Chart	14
4	Ethnic Origin Chart	15

1 INTRODUCTION

This report was generated from data collected on the *2015 Arkansas Prevention Needs Assessment Student Survey*. This report contains basic frequency tables of all data collected and graphs on the selected demographic variables of grade, gender, age and ethnic origin. The graph on ethnic origin is represented as a bar chart rather than as a pie chart. This is because students were allowed to mark more than one response for ethnic origin as opposed to being allowed to mark only one response. The bars represent the percent of students who marked each of the ethnic categories.

Questions regarding the information found in this report can be directed to:

Pride Surveys

2140 Newmarket Parkway Suite 116 Marietta, GA 30067 1-800-279-6361
www.pridesurveys.com

Grade Chart

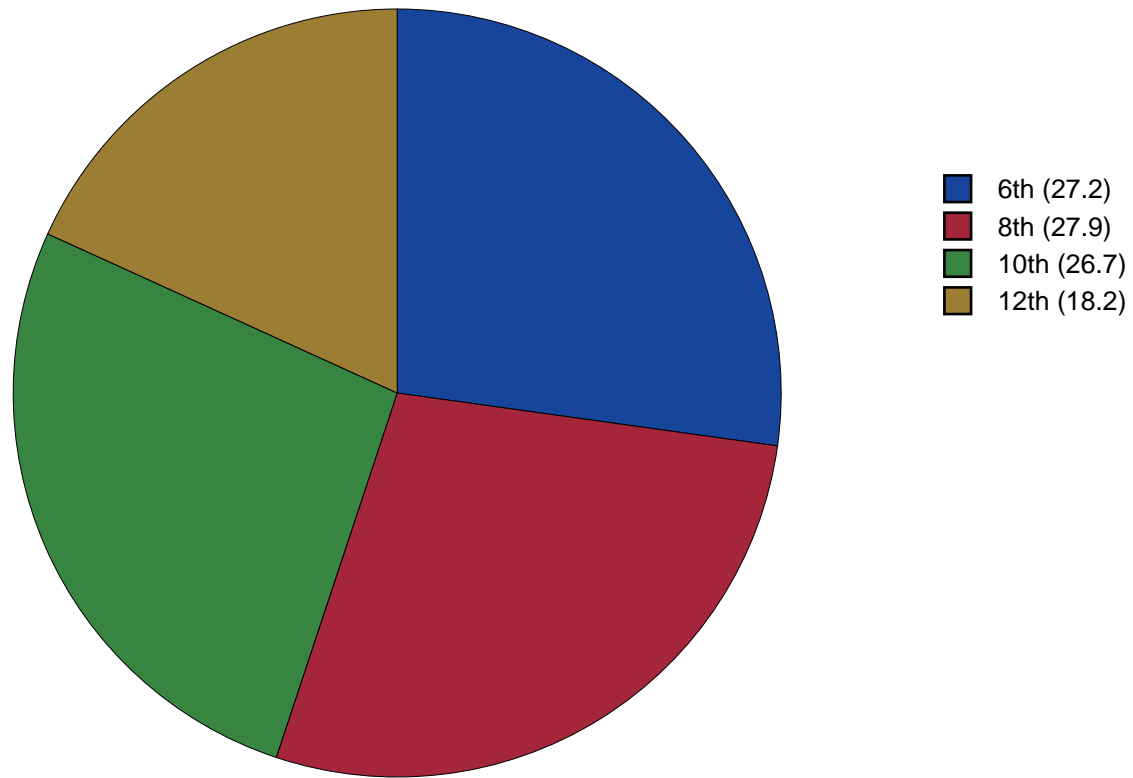


Figure 1: Grade Chart

Gender Chart

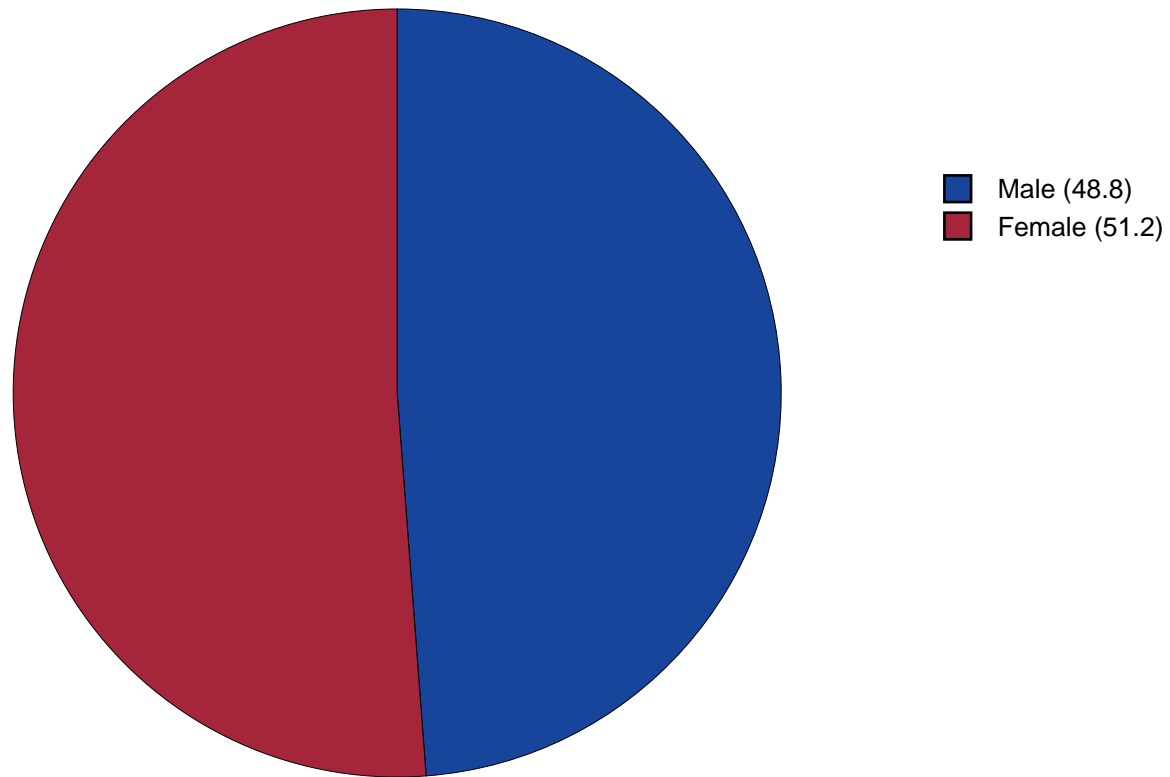


Figure 2: Gender Chart

Age Chart

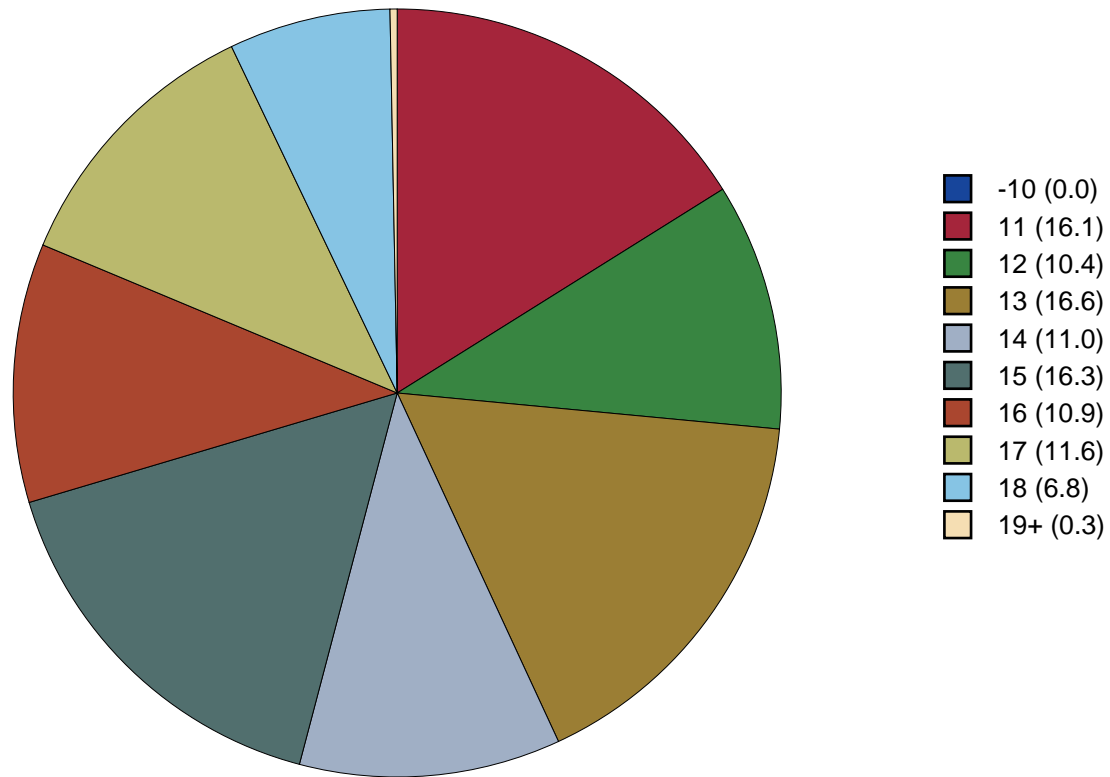


Figure 3: Age Chart

Ethnic Origin Chart

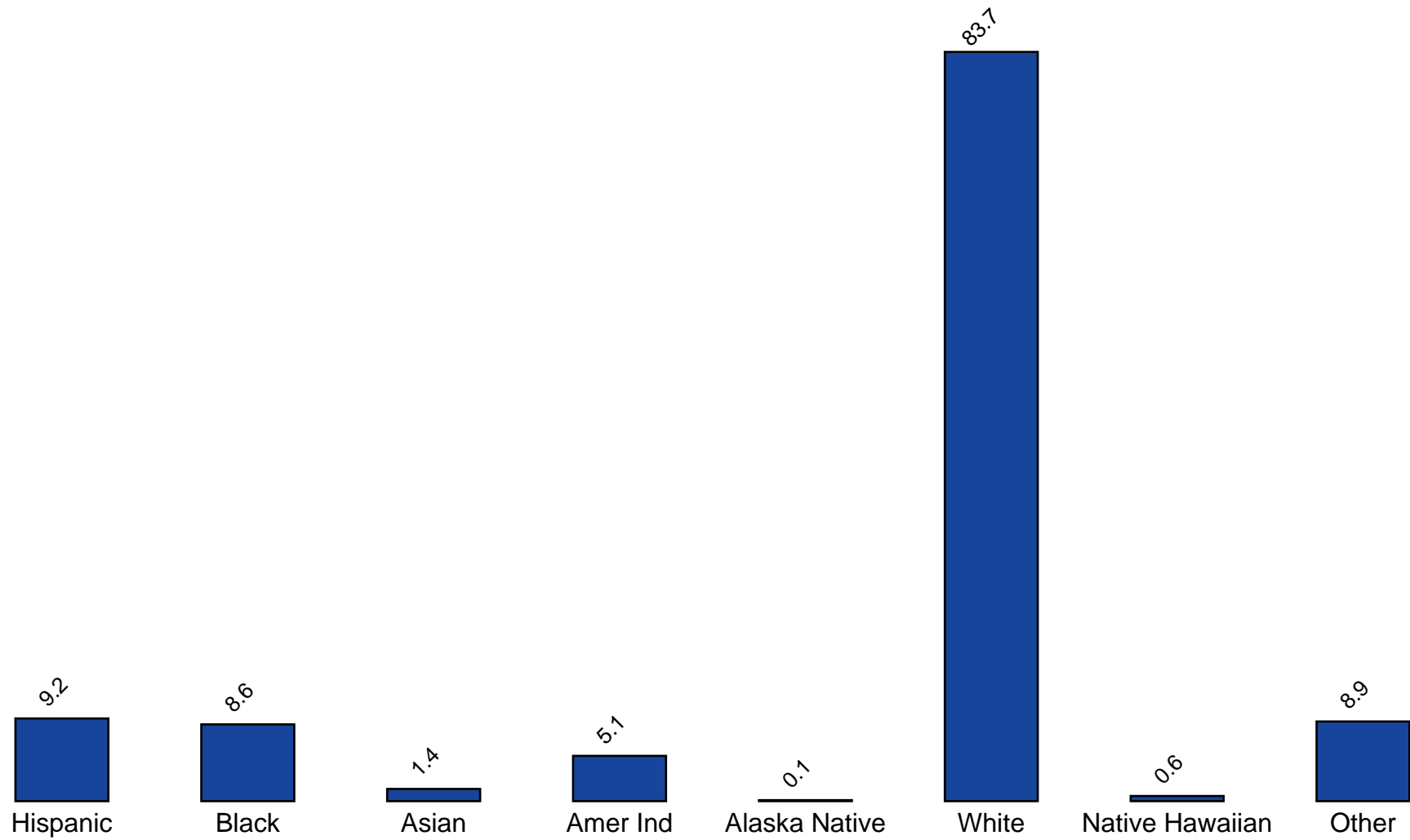


Figure 4: Ethnic Origin Chart

2 PERCENTAGE TABLES

The following tables contain frequency distribution detailing how your students responded to each question on the survey. The tables appear in the same order as the questions on the survey. The tables include breakdowns by grade level as well as overall percentages. The *N of Valid* row is a frequency count of the number of valid responses to each question for each grade and overall. The *N of Miss* row is a frequency count of the number of invalid (marked more than one response) or missing (i.e. did not respond) responses to each question for each grade and overall.

For the questions that allowed more than one response (i.e. race, live with, etc.) each response becomes a separate table. If a student did not mark the response, that was counted as a NO response, and if they did mark the response, that was counted as a YES response. Since a non response is a valid response for these questions, the *N of Miss* will always be zero for these questions.

Table 1: Sex



Response	6	8	10	12	Total	
Male	53.7	47.4	44.9	49.2	48.8	
Female	46.3	52.6	55.1	50.8	51.2	
N of Valid	748	768	742	506	2764	
N of Miss	11	10	2	2	25	

Table 2: Age











Response	6	8	10	12	Total	
10 or younger	0.1	0.0	0.0	0.0	0.0	
11	59.2	0.0	0.0	0.0	16.1	
12	38.3	0.0	0.0	0.0	10.4	
13	2.4	57.1	0.0	0.0	16.6	
14	0.0	39.2	0.1	0.0	11.0	
15	0.0	3.5	57.4	0.0	16.3	
16	0.0	0.3	39.8	1.0	10.9	
17	0.0	0.0	2.4	60.2	11.6	
18	0.0	0.0	0.3	37.2	6.8	
19 or older	0.0	0.0	0.0	1.6	0.3	
N of Valid	755	776	741	505	2777	
N of Miss	4	2	3	3	12	

Table 3: Are you Hispanic or Latino?



Response	6	8	10	12	Total	
No	88.9	91.5	91.8	90.7	90.8	
Yes	11.1	8.5	8.2	9.3	9.2	
N of Valid	665	754	730	505	2654	
N of Miss	94	24	14	3	135	

Table 4: What is your race? Black or African American



Response	6	8	10	12	Total	
No	92.0	91.1	91.5	90.9	91.4	
Yes	8.0	8.9	8.5	9.1	8.6	
N of Valid	759	778	744	508	2789	
N of Miss	0	0	0	0	0	

Table 5: What is your race? Asian



Response	6	8	10	12	Total	
No	98.9	98.8	97.7	99.2	98.6	
Yes	1.1	1.2	2.3	0.8	1.4	
N of Valid	759	778	744	508	2789	
N of Miss	0	0	0	0	0	

Table 6: What is your race? American Indian



Response	6	8	10	12	Total	
No	92.2	94.3	96.8	97.2	94.9	
Yes	7.8	5.7	3.2	2.8	5.1	
N of Valid	759	778	744	508	2789	
N of Miss	0	0	0	0	0	

Table 7: What is your race? Alaska Native



Response	6	8	10	12	Total	
No	100.0	99.9	99.9	99.8	99.9	
Yes	0.0	0.1	0.1	0.2	0.1	
N of Valid	759	778	744	508	2789	
N of Miss	0	0	0	0	0	

Table 8: What is your race? White



Response	6	8	10	12	Total	
No	20.3	16.6	14.4	13.0	16.3	
Yes	79.7	83.4	85.6	87.0	83.7	
N of Valid	759	778	744	508	2789	
N of Miss	0	0	0	0	0	

Table 9: What is your race? Native Hawaiian or Other Pacific Islander



Response	6	8	10	12	Total	
No	99.6	99.7	99.2	99.0	99.4	
Yes	0.4	0.3	0.8	1.0	0.6	
N of Valid	759	778	744	508	2789	
N of Miss	0	0	0	0	0	

Table 10: What is your race? Other



Response	6	8	10	12	Total	
No	87.7	90.4	92.9	94.7	91.1	
Yes	12.3	9.6	7.1	5.3	8.9	
N of Valid	759	778	744	508	2789	
N of Miss	0	0	0	0	0	

Table 11: What is the highest level of schooling completed by your mother or father?









Response	6	8	10	12	Total	
Completed grade school or less	3.1	2.7	1.8	3.4	2.7	
Some high school	2.7	7.0	11.1	10.6	7.6	
Completed high school	11.5	17.9	20.4	21.5	17.5	
Some college	9.1	16.6	18.9	19.5	15.8	
Completed college	19.5	23.5	25.0	24.9	23.1	
Graduate or professional school after college	10.4	9.9	12.6	11.8	11.1	
Don't know	42.0	21.4	8.6	6.4	20.6	
Does not apply	1.8	1.1	1.6	2.0	1.6	
N of Valid	714	754	731	502	2701	
N of Miss	45	24	13	6	88	

Table 12: Think of where you live most of the time. Which of the following people live there with you? Mother



Response	6	8	10	12	Total	
No	17.8	13.8	17.6	17.7	16.6	
Yes	82.2	86.2	82.4	82.3	83.4	
N of Valid	759	778	744	508	2789	
N of Miss	0	0	0	0	0	

Table 13: Think of where you live most of the time. Which of the following people live there with you? Stepmother



Response	6	8	10	12	Total	
No	93.1	92.3	93.1	93.5	93.0	
Yes	6.9	7.7	6.9	6.5	7.0	
N of Valid	759	778	744	508	2789	
N of Miss	0	0	0	0	0	

Table 14: Think of where you live most of the time. Which of the following people live there with you? Foster Mother



Response	6	8	10	12	Total	
No	99.3	99.5	99.3	99.6	99.4	
Yes	0.7	0.5	0.7	0.4	0.6	
N of Valid	759	778	744	508	2789	
N of Miss	0	0	0	0	0	

Table 15: Think of where you live most of the time. Which of the following people live there with you? Grandmother



Response	6	8	10	12	Total	
No	85.8	88.2	87.9	92.9	88.3	
Yes	14.2	11.8	12.1	7.1	11.7	
N of Valid	759	778	744	508	2789	
N of Miss	0	0	0	0	0	

Table 16: Think of where you live most of the time. Which of the following people live there with you? Aunt



Response	6	8	10	12	Total	
No	96.4	96.5	97.7	97.0	96.9	
Yes	3.6	3.5	2.3	3.0	3.1	
N of Valid	759	778	744	508	2789	
N of Miss	0	0	0	0	0	

Table 17: Think of where you live most of the time. Which of the following people live there with you? Father



Response	6	8	10	12	Total	
No	38.7	38.3	42.6	43.9	40.6	
Yes	61.3	61.7	57.4	56.1	59.4	
N of Valid	759	778	744	508	2789	
N of Miss	0	0	0	0	0	

Table 18: Think of where you live most of the time. Which of the following people live there with you? Stepfather



Response	6	8	10	12	Total	
No	85.2	82.6	83.2	84.1	83.8	
Yes	14.8	17.4	16.8	15.9	16.2	
N of Valid	759	778	744	508	2789	
N of Miss	0	0	0	0	0	

Table 19: Think of where you live most of the time. Which of the following people live there with you? Foster Father



Response	6	8	10	12	Total	
No	99.3	99.6	99.3	99.8	99.5	
Yes	0.7	0.4	0.7	0.2	0.5	
N of Valid	759	778	744	508	2789	
N of Miss	0	0	0	0	0	

Table 20: Think of where you live most of the time. Which of the following people live there with you? Grandfather



Response	6	8	10	12	Total	
No	91.8	91.3	92.2	95.5	92.4	
Yes	8.2	8.7	7.8	4.5	7.6	
N of Valid	759	778	744	508	2789	
N of Miss	0	0	0	0	0	

Table 21: Think of where you live most of the time. Which of the following people live there with you? Uncle



Response	6	8	10	12	Total	
No	95.7	95.9	96.4	98.4	96.4	
Yes	4.3	4.1	3.6	1.6	3.6	
N of Valid	759	778	744	508	2789	
N of Miss	0	0	0	0	0	

Table 22: Think of where you live most of the time. Which of the following people live there with you? Other Adults

Response	6	8	10	12	Total	
No	97.8	97.2	97.3	97.2	97.4	
Yes	2.2	2.8	2.7	2.8	2.6	
N of Valid	759	778	744	508	2789	
N of Miss	0	0	0	0	0	

Table 23: Think of where you live most of the time. Which of the following people live there with you? Brother(s)

Response	6	8	10	12	Total	
No	54.3	48.6	59.9	63.0	55.8	
Yes	45.7	51.4	40.1	37.0	44.2	
N of Valid	759	778	744	508	2789	
N of Miss	0	0	0	0	0	

Table 24: Think of where you live most of the time. Which of the following people live there with you? Stepbrother(s)

Response	6	8	10	12	Total	
No	94.1	92.8	95.2	95.9	94.3	
Yes	5.9	7.2	4.8	4.1	5.7	
N of Valid	759	778	744	508	2789	
N of Miss	0	0	0	0	0	

Table 25: Think of where you live most of the time. Which of the following people live there with you? Sister(s)

Response	6	8	10	12	Total	
No	57.3	53.1	60.1	65.4	58.3	
Yes	42.7	46.9	39.9	34.6	41.7	
N of Valid	759	778	744	508	2789	
N of Miss	0	0	0	0	0	

Table 26: Think of where you live most of the time. Which of the following people live there with you? Stepsister(s)



Response	6	8	10	12	Total	
No	95.3	92.7	94.0	96.1	94.3	
Yes	4.7	7.3	6.0	3.9	5.7	
N of Valid	759	778	744	508	2789	
N of Miss	0	0	0	0	0	

Table 27: Think of where you live most of the time. Which of the following people live there with you? Other Children



Response	6	8	10	12	Total	
No	96.3	95.1	94.6	95.3	95.3	
Yes	3.7	4.9	5.4	4.7	4.7	
N of Valid	759	778	744	508	2789	
N of Miss	0	0	0	0	0	

Table 28: In my school, students have lots of chances to help decide things like class activities and rules.





Response	6	8	10	12	Total	
NO!	10.7	9.7	10.8	12.7	10.8	
no	42.1	39.9	34.4	35.8	38.3	
yes	41.7	44.9	46.8	42.2	44.1	
YES!	5.4	5.5	8.0	9.3	6.8	
N of Valid	736	770	741	505	2752	
N of Miss	23	8	3	3	37	

Table 29: Teachers ask me to work on special classroom projects.





Response	6	8	10	12	Total	
NO!	11.4	9.4	10.2	9.3	10.1	
no	37.6	41.2	44.2	43.3	41.4	
yes	39.2	42.6	38.8	39.1	40.0	
YES!	11.8	6.9	6.9	8.3	8.5	
N of Valid	739	770	738	506	2753	
N of Miss	20	8	6	2	36	

Table 30: My teacher(s) notices when I am doing a good job and lets me know about it.

Response	6	8	10	12	Total
NO!	3.2	6.1	6.8	5.0	5.3
no	13.6	24.6	28.9	23.7	22.6
yes	51.2	51.9	51.7	56.1	52.4
YES!	31.9	17.4	12.6	15.3	19.6
N of Valid	740	771	737	503	2751
N of Miss	19	7	7	5	38

Table 31: There are lots of chances for students in my school to get involved in sports, clubs, and other school activities outside of class.

Response	6	8	10	12	Total
NO!	3.8	1.9	1.5	2.0	2.3
no	13.7	6.2	5.0	5.5	7.8
yes	41.3	36.1	36.6	39.2	38.2
YES!	41.3	55.8	56.9	53.3	51.7
N of Valid	746	771	740	505	2762
N of Miss	13	7	4	3	27

Table 32: There are lots of chances for students in my school to talk with a teacher one-on-one.

Response	6	8	10	12	Total
NO!	2.4	2.3	3.8	3.0	2.9
no	12.0	15.2	18.9	18.2	15.9
yes	44.5	52.3	52.0	53.9	50.4
YES!	41.1	30.2	25.4	25.0	30.9
N of Valid	740	769	737	505	2751
N of Miss	19	9	7	3	38

Table 33: I feel safe at my school.

Response	6	8	10	12	Total
NO!	4.1	4.2	5.4	3.6	4.4
no	8.9	11.5	11.3	6.5	9.8
yes	39.2	56.2	60.4	61.1	53.7
YES!	47.8	28.1	22.9	28.8	32.1
N of Valid	738	768	735	504	2745
N of Miss	21	10	9	4	44

Table 34: The school lets my parents know when I have done something well.

Response	6	8	10	12	Total
NO!	8.2	19.7	23.9	23.4	18.4
no	34.3	48.2	46.4	48.0	44.0
yes	40.0	26.5	24.0	22.4	28.7
YES!	17.4	5.6	5.6	6.2	8.9
N of Valid	728	763	732	500	2723
N of Miss	31	15	12	8	66

Table 35: My teachers praise me when I work hard in school.

Response	6	8	10	12	Total
NO!	10.2	15.7	16.0	13.1	13.8
no	29.5	43.0	46.1	37.6	39.3
yes	45.2	35.2	33.0	41.9	38.5
YES!	15.2	6.1	4.9	7.4	8.4
N of Valid	719	765	736	503	2723
N of Miss	40	13	8	5	66

Table 36: Are your school grades better than the grades of most students in your class?

Response	6	8	10	12	Total
NO!	8.6	4.7	7.9	3.6	6.4
no	31.7	28.7	31.3	23.1	29.2
yes	44.4	50.5	45.2	52.3	47.8
YES!	15.3	16.1	15.6	21.1	16.7
N of Valid	719	763	737	503	2722
N of Miss	40	15	7	5	67

Table 37: I have lots of chances to be part of class discussions or activities.

Response	6	8	10	12	Total
NO!	3.0	2.1	2.0	2.4	2.4
no	15.4	13.1	13.3	12.3	13.6
yes	46.0	55.5	63.3	63.1	56.4
YES!	35.6	29.4	21.4	22.2	27.6
N of Valid	733	770	739	504	2746
N of Miss	26	8	5	4	43

Table 38: Now thinking back over the past year in school, how often did you: enjoy being in school?

Response	6	8	10	12	Total
Never	7.1	6.6	11.0	9.6	8.5
Seldom	9.3	15.6	16.8	18.1	14.7
Sometimes	28.9	38.2	38.7	34.3	35.1
Often	31.4	28.0	25.4	29.3	28.5
Almost always	23.3	11.5	8.0	8.8	13.3
N of Valid	751	767	736	502	2756
N of Miss	8	11	8	6	33

Table 39: Now thinking back over the past year in school, how often did you: hate being in school?






Response	6	8	10	12	Total	
Never	15.3	5.5	3.7	6.8	7.9	
Seldom	37.1	27.4	21.9	23.1	27.8	
Sometimes	26.1	32.0	36.6	35.3	32.2	
Often	13.4	23.1	21.1	20.5	19.5	
Almost always	8.2	12.0	16.6	14.3	12.6	
N of Valid	747	766	734	502	2749	
N of Miss	12	12	10	6	40	

Table 40: Now thinking back over the past year in school, how often did you: try to do your best work in school?






Response	6	8	10	12	Total	
Never	0.3	0.1	1.2	0.8	0.6	
Seldom	1.3	1.0	2.3	3.6	1.9	
Sometimes	5.2	7.2	14.2	11.6	9.3	
Often	16.4	29.8	33.8	41.3	29.3	
Almost always	76.8	61.8	48.4	42.7	58.8	
N of Valid	746	765	730	501	2742	
N of Miss	13	13	14	7	47	

Table 41: How often do you feel that the school work you are assigned is meaningful and important?






Response	6	8	10	12	Total	
Never	4.0	4.8	6.8	7.0	5.5	
Seldom	8.1	17.9	23.9	28.7	18.8	
Sometimes	22.0	35.1	40.7	37.9	33.5	
Often	30.9	26.7	20.8	18.4	24.8	
Almost always	35.0	15.4	7.8	8.0	17.4	
N of Valid	745	764	735	499	2743	
N of Miss	14	14	9	9	46	

Table 42: Putting them all together, what were your grades like last year?

Response	6	8	10	12	Total
Mostly F's	1.5	0.5	1.5	0.2	1.0
Mostly D's	2.5	3.3	5.6	2.4	3.6
Mostly C's	12.4	15.4	22.7	13.6	16.3
Mostly B's	37.8	37.4	35.1	41.3	37.6
Mostly A's	45.8	43.3	35.1	42.5	41.6
N of Valid	685	748	727	499	2659
N of Miss	74	30	17	9	130

Table 43: How important do you think the things you are learning in school are going to be for your later life?

Response	6	8	10	12	Total
Very important	48.5	24.4	14.8	11.6	26.1
Quite important	25.5	25.3	19.8	21.1	23.1
Fairly important	18.3	31.4	34.7	34.3	29.3
Slightly important	6.0	16.6	23.4	26.3	17.3
Not at all important	1.6	2.3	7.3	6.6	4.3
N of Valid	748	767	738	498	2751
N of Miss	11	11	6	10	38

Table 44: Do your parents care about your skipping or cutting school?

Response	6	8	10	12	Total
Yes	95.8	97.6	95.7	91.8	95.6
No	4.2	2.4	4.3	8.2	4.4
N of Valid	743	764	737	500	2744
N of Miss	16	14	7	8	45

Table 45: During the LAST FOUR WEEKS how many whole days of school have you missed because you skipped or 'cut'?








Response	6	8	10	12	Total	
None	75.1	78.0	77.5	68.2	75.3	
1	10.2	9.4	9.1	14.6	10.5	
2	6.4	5.6	6.0	7.2	6.2	
3	4.4	4.3	3.3	4.8	4.1	
4-5	3.2	2.2	3.4	3.0	2.9	
6-10	0.5	0.3	0.4	1.8	0.7	
11 or more	0.1	0.1	0.4	0.4	0.3	
N of Valid	747	764	738	500	2749	
N of Miss	12	14	6	8	40	

Table 46: What are the chances you would be seen as cool if you: smoked cigarettes?






Response	6	8	10	12	Total	
No or very little chance	89.4	70.8	64.1	62.5	72.5	
Little chance	5.8	13.9	17.3	20.8	13.9	
Some chance	1.9	8.5	12.0	9.9	7.9	
Pretty good chance	1.4	5.0	4.6	4.2	3.8	
Very good chance	1.5	1.8	2.0	2.6	1.9	
N of Valid	736	763	736	496	2731	
N of Miss	23	15	8	12	58	

Table 47: What are the chances you would be seen as cool if you: worked hard at school?






Response	6	8	10	12	Total	
No or very little chance	5.8	9.3	11.2	11.7	9.3	
Little chance	5.4	13.9	16.3	13.9	12.2	
Some chance	12.8	20.5	28.3	30.4	22.3	
Pretty good chance	27.4	28.7	25.2	29.8	27.6	
Very good chance	48.7	27.6	18.9	14.3	28.6	
N of Valid	742	762	734	497	2735	
N of Miss	17	16	10	11	54	

Table 48: What are the chances you would be seen as cool if you: began drinking alcoholic beverages regularly, that is, at least once or twice a month?


Response	6	8	10	12	Total	
No or very little chance	86.9	65.1	49.8	46.2	63.4	
Little chance	6.8	16.3	16.8	15.5	13.7	
Some chance	3.2	8.3	16.0	18.3	10.8	
Pretty good chance	1.2	6.8	11.2	14.1	7.8	
Very good chance	1.9	3.5	6.3	5.8	4.2	
N of Valid	739	762	733	496	2730	
N of Miss	20	16	11	12	59	

Table 49: What are the chances you would be seen as cool if you: defended someone who was being bullied?

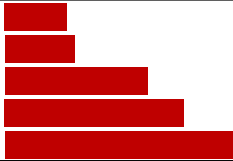
Response	6	8	10	12	Total	
No or very little chance	7.5	6.2	8.9	7.9	7.6	
Little chance	5.6	10.6	9.7	10.1	8.9	
Some chance	12.9	20.8	26.7	24.8	21.0	
Pretty good chance	22.2	28.0	28.3	30.8	27.0	
Very good chance	51.7	34.4	26.4	26.4	35.5	
N of Valid	744	764	731	496	2735	
N of Miss	15	14	13	12	54	

Table 50: What are the chances you would be seen as cool if you: smoked marijuana?


Response	6	8	10	12	Total	
No or very little chance	92.5	67.4	53.7	48.9	67.1	
Little chance	2.9	10.7	14.2	16.2	10.5	
Some chance	1.1	7.2	13.4	13.2	8.3	
Pretty good chance	1.6	7.1	9.8	10.4	7.0	
Very good chance	1.9	7.6	9.0	11.2	7.1	
N of Valid	735	763	734	499	2731	
N of Miss	24	15	10	9	58	

Table 51: What are the chances you would be seen as cool if you: carried a handgun?






Response	6	8	10	12	Total	
No or very little chance	81.1	75.7	72.6	74.9	76.2	
Little chance	8.9	10.3	13.4	13.1	11.3	
Some chance	4.0	6.4	6.6	6.1	5.7	
Pretty good chance	2.6	5.3	3.4	2.8	3.6	
Very good chance	3.4	2.4	4.0	3.0	3.2	
N of Valid	732	760	731	495	2718	
N of Miss	27	18	13	13	71	

Table 52: What are the chances you would be seen as cool if you: used e-cigarettes, e-cigars or e-hookahs?






Response	6	8	10	12	Total	
No or very little chance	90.9	68.4	55.4	53.5	68.2	
Little chance	5.0	11.4	14.2	17.6	11.6	
Some chance	1.0	8.3	13.8	11.1	8.3	
Pretty good chance	1.7	6.8	10.1	10.7	7.0	
Very good chance	1.5	5.1	6.5	7.1	4.9	
N of Valid	727	763	733	495	2718	
N of Miss	32	15	11	13	71	

Table 53: What are the chances you would be seen as cool if you: bullied someone or cyber bullied someone?






Response	6	8	10	12	Total	
No or very little chance	87.4	77.6	74.4	80.0	79.8	
Little chance	6.5	11.5	14.7	13.1	11.3	
Some chance	2.4	5.8	6.3	4.2	4.7	
Pretty good chance	2.2	3.4	3.5	1.6	2.8	
Very good chance	1.5	1.7	1.1	1.0	1.4	
N of Valid	736	764	733	495	2728	
N of Miss	23	14	11	13	61	

Table 54: Think of your four best friends (the friends you feel closest to). In the past year (12 months), how many of your best friends have: participated in clubs, organizations or activities at school?






Response	6	8	10	12	Total	
0	14.2	9.9	6.2	7.4	9.6	
1	13.5	8.4	8.8	9.6	10.1	
2	17.5	16.2	16.4	16.1	16.6	
3	15.4	16.3	11.8	13.1	14.3	
4	39.3	49.2	56.9	53.8	49.5	
N of Valid	732	760	731	498	2721	
N of Miss	27	18	13	10	68	

Table 55: Think of your four best friends (the friends you feel closest to). In the past year (12 months), how many of your best friends have: smoked cigarettes?






Response	6	8	10	12	Total	
0	93.6	78.1	66.8	55.7	75.2	
1	5.0	10.4	14.6	18.8	11.6	
2	0.8	6.2	10.6	11.4	6.9	
3	0.4	3.4	3.0	5.2	2.8	
4	0.1	1.8	4.9	8.8	3.5	
N of Valid	735	758	733	499	2725	
N of Miss	24	20	11	9	64	

Table 56: Think of your four best friends (the friends you feel closest to). In the past year (12 months), how many of your best friends have: tried beer, wine or hard liquor (for example, vodka, whiskey, or gin) when their parents didn't know about it?






Response	6	8	10	12	Total	
0	88.3	60.4	45.6	37.9	59.9	
1	7.8	16.3	16.3	12.3	13.3	
2	1.9	10.8	13.4	14.9	9.8	
3	1.5	5.5	11.4	10.1	6.9	
4	0.5	7.0	13.2	24.8	10.2	
N of Valid	735	761	734	496	2726	
N of Miss	24	17	10	12	63	

Table 57: Think of your four best friends (the friends you feel closest to). In the past year (12 months), how many of your best friends have: used e-cigarettes, e-cigars, or e-hookahs?






Response	6	8	10	12	Total	
0	95.1	77.8	65.1	57.5	75.3	
1	4.2	9.1	11.2	13.3	9.1	
2	0.4	6.6	11.2	11.9	7.1	
3	0.1	3.4	5.2	5.6	3.4	
4	0.1	3.1	7.4	11.7	5.0	
N of Valid	732	762	734	496	2724	
N of Miss	27	16	10	12	65	

Table 58: Think of your four best friends (the friends you feel closest to). In the past year (12 months), how many of your best friends have: used marijuana?






Response	6	8	10	12	Total	
0	96.7	78.3	59.9	56.1	74.3	
1	2.2	10.4	18.2	15.7	11.2	
2	0.8	5.1	8.6	10.4	5.9	
3	0.0	2.6	4.5	6.9	3.2	
4	0.3	3.6	8.8	11.0	5.4	
N of Valid	733	760	731	492	2716	
N of Miss	26	18	13	16	73	

Table 59: Think of your four best friends (the friends you feel closest to). In the past year (12 months), how many of your best friends have: used prescription drugs or non-prescription drugs for the purpose of getting high?






Response	6	8	10	12	Total	
0	96.9	89.5	78.9	76.3	86.2	
1	2.5	5.8	9.0	10.5	6.6	
2	0.4	3.0	6.0	6.3	3.7	
3	0.0	0.8	1.9	2.2	1.1	
4	0.3	0.9	4.1	4.7	2.3	
N of Valid	733	763	730	494	2720	
N of Miss	26	15	14	14	69	

Table 60: Think of your four best friends (the friends you feel closest to). In the past year (12 months), how many of your best friends have: used synthetic marijuana (K2, spice) or bath salts?






Response	6	8	10	12	Total	
0	98.8	95.2	90.7	91.3	94.2	
1	0.5	3.1	5.6	5.5	3.5	
2	0.3	1.2	1.8	2.0	1.2	
3	0.1	0.4	1.0	0.6	0.5	
4	0.3	0.1	1.0	0.6	0.5	
N of Valid	730	763	732	495	2720	
N of Miss	29	15	12	13	69	

Table 61: Think of your four best friends (the friends you feel closest to). In the past year (12 months), how many of your best friends have: used LSD, cocaine, amphetamines, or other illegal drugs?






Response	6	8	10	12	Total	
0	97.8	94.2	88.4	91.7	93.2	
1	1.8	3.7	6.7	4.5	4.1	
2	0.3	0.9	2.5	2.2	1.4	
3	0.0	0.8	1.1	1.0	0.7	
4	0.1	0.4	1.4	0.6	0.6	
N of Valid	733	764	732	494	2723	
N of Miss	26	14	12	14	66	

Table 62: Think of your four best friends (the friends you feel closest to). In the past year (12 months), how many of your best friends have: been bullied?






Response	6	8	10	12	Total	
0	36.3	36.3	51.2	67.1	45.9	
1	29.4	25.1	20.5	14.8	23.1	
2	15.4	14.6	12.2	9.5	13.3	
3	7.0	8.8	5.7	3.0	6.4	
4	11.9	15.2	10.4	5.5	11.2	
N of Valid	732	758	731	493	2714	
N of Miss	27	20	13	15	75	

Table 63: Think of your four best friends (the friends you feel closest to). In the past year (12 months), how many of your best friends have: been suspended from school?






Response	6	8	10	12	Total	
0	73.2	65.0	69.1	81.9	71.4	
1	17.4	20.9	16.4	9.5	16.7	
2	5.2	6.4	9.0	4.8	6.5	
3	2.1	3.7	1.9	1.6	2.4	
4	2.2	4.1	3.6	2.2	3.1	
N of Valid	730	765	732	496	2723	
N of Miss	29	13	12	12	66	

Table 64: Think of your four best friends (the friends you feel closest to). In the past year (12 months), how many of your best friends have: carried a handgun?






Response	6	8	10	12	Total	
0	94.0	95.4	93.0	94.8	94.3	
1	2.7	2.4	3.3	3.0	2.8	
2	1.1	1.4	1.8	1.2	1.4	
3	1.1	0.1	1.2	0.2	0.7	
4	1.1	0.7	0.7	0.8	0.8	
N of Valid	730	762	733	496	2721	
N of Miss	29	16	11	12	68	

Table 65: Think of your four best friends (the friends you feel closest to). In the past year (12 months), how many of your best friends have: sold illegal drugs?






Response	6	8	10	12	Total	
0	98.9	91.3	86.2	83.4	90.5	
1	0.3	5.1	6.4	8.3	4.8	
2	0.4	2.4	3.6	5.5	2.7	
3	0.1	0.7	1.2	0.4	0.6	
4	0.3	0.5	2.6	2.4	1.4	
N of Valid	728	760	732	493	2713	
N of Miss	31	18	12	15	76	

Table 66: Think of your four best friends (the friends you feel closest to). In the past year (12 months), how many of your best friends have: regularly attended religious services?






Response	6	8	10	12	Total	
0	26.6	17.6	16.1	20.4	20.1	
1	9.2	11.6	14.2	17.0	12.7	
2	9.1	16.8	17.3	17.6	15.0	
3	13.4	19.3	19.2	18.8	17.6	
4	41.6	34.8	33.2	26.3	34.6	
N of Valid	714	752	733	495	2694	
N of Miss	45	26	11	13	95	

Table 67: Think of your four best friends (the friends you feel closest to). In the past year (12 months), how many of your best friends have: stolen or tried to steal a motor vehicle such as a car or motorcycle?






Response	6	8	10	12	Total	
0	97.8	95.9	94.0	97.4	96.2	
1	1.6	2.9	3.1	1.6	2.4	
2	0.1	0.5	1.6	0.8	0.8	
3	0.3	0.4	0.3	0.0	0.3	
4	0.1	0.3	1.0	0.2	0.4	
N of Valid	735	763	733	496	2727	
N of Miss	24	15	11	12	62	

Table 68: Think of your four best friends (the friends you feel closest to). In the past year (12 months), how many of your best friends have: been arrested?






Response	6	8	10	12	Total	
0	96.2	89.9	88.3	89.4	91.1	
1	3.1	5.6	7.4	6.3	5.5	
2	0.4	2.6	2.5	2.9	2.0	
3	0.0	1.3	0.7	1.2	0.8	
4	0.3	0.5	1.2	0.2	0.6	
N of Valid	736	764	734	491	2725	
N of Miss	23	14	10	17	64	

Table 69: Think of your four best friends (the friends you feel closest to). In the past year (12 months), how many of your best friends have: dropped out of school?

Response	6	8	10	12	Total	
0	96.3	93.6	91.8	88.5	92.9	
1	2.6	5.2	5.7	8.9	5.3	
2	0.4	0.8	1.0	1.6	0.9	
3	0.4	0.1	0.7	0.8	0.5	
4	0.3	0.3	0.8	0.2	0.4	
N of Valid	732	763	733	494	2722	
N of Miss	27	15	11	14	67	

Table 70: Think of your four best friends (the friends you feel closest to). In the past year (12 months), how many of your best friends have: been members of a gang?

Response	6	8	10	12	Total	
0	94.3	90.6	91.1	94.3	92.4	
1	2.7	5.4	4.0	3.0	3.9	
2	1.1	2.0	2.3	1.4	1.7	
3	0.3	0.8	0.3	0.4	0.4	
4	1.6	1.3	2.3	0.8	1.6	
N of Valid	732	764	733	495	2724	
N of Miss	27	14	11	13	65	

Table 71: How old were you when you first: smoked marijuana?

Response	6	8	10	12	Total	
Never	98.8	91.3	78.9	69.8	86.1	
10 or younger	0.3	0.8	1.6	1.0	0.9	
11	0.5	1.8	1.2	1.0	1.2	
12	0.1	2.5	2.7	0.6	1.6	
13	0.1	2.4	3.4	4.1	2.4	
14	0.0	1.2	5.8	5.7	2.9	
15	0.0	0.0	5.5	4.7	2.3	
16	0.0	0.0	0.7	7.1	1.5	
17 or older	0.1	0.0	0.1	6.1	1.2	
N of Valid	737	762	730	493	2722	
N of Miss	22	16	14	15	67	

Table 72: How old were you when you first: smoked a cigarette, even just a puff?










Response	6	8	10	12	Total	
Never	93.4	77.0	71.1	62.0	77.1	
10 or younger	5.0	8.9	7.8	7.3	7.3	
11	1.2	4.3	3.3	2.0	2.8	
12	0.4	3.9	3.7	4.6	3.0	
13	0.0	5.4	4.0	5.5	3.6	
14	0.0	0.5	5.2	5.5	2.5	
15	0.0	0.0	4.0	4.0	1.8	
16	0.0	0.0	0.8	4.0	1.0	
17 or older	0.0	0.0	0.1	5.1	1.0	
N of Valid	739	764	731	495	2729	
N of Miss	20	14	13	13	60	

Table 73: How old were you when you first: had more than a sip or two of beer, wine or hard liquor (for example, vodka, whiskey, or gin)?










Response	6	8	10	12	Total	
Never	86.0	63.2	49.3	41.3	61.7	
10 or younger	9.0	11.0	9.8	7.3	9.4	
11	3.4	6.5	3.8	1.6	4.1	
12	1.6	8.2	3.4	2.2	4.1	
13	0.0	8.7	9.9	5.2	6.1	
14	0.0	2.2	10.2	7.1	4.6	
15	0.0	0.1	11.2	9.7	4.8	
16	0.0	0.0	2.2	13.5	3.0	
17 or older	0.0	0.0	0.1	12.1	2.2	
N of Valid	737	767	734	496	2734	
N of Miss	22	11	10	12	55	

Table 74: How old were you when you first: began drinking alcoholic beverages regularly, that is, at least once or twice a month?


Response	6	8	10	12	Total	
Never	98.8	93.1	84.5	75.9	89.2	
10 or younger	0.5	0.4	0.5	0.6	0.5	
11	0.5	0.5	0.7	0.4	0.5	
12	0.1	1.6	0.5	0.4	0.7	
13	0.0	2.9	1.2	0.8	1.3	
14	0.0	1.6	4.2	2.6	2.0	
15	0.0	0.0	6.3	3.8	2.4	
16	0.0	0.0	1.6	6.6	1.6	
17 or older	0.0	0.0	0.4	8.9	1.7	
N of Valid	738	766	734	497	2735	
N of Miss	21	12	10	11	54	

Table 75: How old were you when you first: used Daztrex?


Response	6	8	10	12	Total	
Never	100.0	100.0	100.0	100.0	100.0	
10 or younger	0.0	0.0	0.0	0.0	0.0	
11	0.0	0.0	0.0	0.0	0.0	
12	0.0	0.0	0.0	0.0	0.0	
13	0.0	0.0	0.0	0.0	0.0	
14	0.0	0.0	0.0	0.0	0.0	
15	0.0	0.0	0.0	0.0	0.0	
16	0.0	0.0	0.0	0.0	0.0	
17 or older	0.0	0.0	0.0	0.0	0.0	
N of Valid	722	759	734	498	2713	
N of Miss	37	19	10	10	76	

Table 76: How old were you when you first: got suspended from school?










Response	6	8	10	12	Total	
Never	89.4	84.1	79.5	83.7	84.3	
10 or younger	6.6	5.6	4.2	3.8	5.2	
11	3.0	3.4	2.9	1.4	2.8	
12	0.9	3.8	2.3	1.6	2.2	
13	0.0	2.1	4.1	2.0	2.0	
14	0.0	0.9	4.6	2.8	2.0	
15	0.0	0.0	1.9	1.6	0.8	
16	0.0	0.1	0.4	1.0	0.3	
17 or older	0.0	0.0	0.0	2.0	0.4	
N of Valid	739	767	733	498	2737	
N of Miss	20	11	11	10	52	

Table 77: How old were you when you first: got arrested?










Response	6	8	10	12	Total	
Never	98.8	97.1	95.6	94.4	96.7	
10 or younger	0.9	0.5	0.4	0.2	0.5	
11	0.1	0.7	0.1	0.0	0.3	
12	0.1	0.7	0.7	0.6	0.5	
13	0.0	0.9	0.8	0.6	0.6	
14	0.0	0.1	1.5	0.6	0.5	
15	0.0	0.0	0.5	0.8	0.3	
16	0.0	0.0	0.3	1.4	0.3	
17 or older	0.0	0.0	0.0	1.4	0.3	
N of Valid	740	766	732	496	2734	
N of Miss	19	12	12	12	55	

Table 78: How old were you when you first: carried a handgun?










Response	6	8	10	12	Total	
Never	94.8	96.7	95.9	96.2	95.9	
10 or younger	3.1	0.9	0.8	0.4	1.4	
11	1.6	0.8	0.7	0.6	1.0	
12	0.3	0.5	0.4	0.4	0.4	
13	0.1	0.8	0.4	0.8	0.5	
14	0.0	0.3	0.5	0.2	0.3	
15	0.0	0.0	1.2	0.8	0.5	
16	0.0	0.0	0.0	0.4	0.1	
17 or older	0.0	0.0	0.0	0.2	0.0	
N of Valid	737	763	732	495	2727	
N of Miss	22	15	12	13	62	

Table 79: How old were you when you first: used e-cigarettes, e-cigars, or e-hookahs?










Response	6	8	10	12	Total	
Never	98.5	86.9	77.2	74.3	85.2	
10 or younger	0.7	0.8	0.4	0.0	0.5	
11	0.5	1.7	0.4	0.2	0.8	
12	0.3	2.7	1.2	0.8	1.3	
13	0.0	6.5	2.7	0.2	2.6	
14	0.0	1.3	6.9	2.9	2.7	
15	0.0	0.0	9.3	2.2	2.9	
16	0.0	0.0	1.5	10.0	2.2	
17 or older	0.0	0.0	0.3	9.4	1.8	
N of Valid	742	766	734	491	2733	
N of Miss	17	12	10	17	56	

Table 80: How old were you when you first: belonged to a gang?










Response	6	8	10	12	Total	
Never	97.0	97.9	97.3	97.8	97.5	
10 or younger	1.4	0.0	0.7	0.2	0.6	
11	1.2	0.5	0.0	0.0	0.5	
12	0.4	0.5	0.4	0.0	0.4	
13	0.0	0.9	0.7	0.2	0.5	
14	0.0	0.0	0.3	1.0	0.3	
15	0.0	0.0	0.5	0.0	0.1	
16	0.0	0.0	0.0	0.6	0.1	
17 or older	0.0	0.1	0.1	0.2	0.1	
N of Valid	739	766	731	496	2732	
N of Miss	20	12	13	12	57	

Table 81: How old were you when you first: used prescription drugs not prescribed to you?










Response	6	8	10	12	Total	
Never	98.5	92.9	86.8	87.1	91.7	
10 or younger	0.7	2.5	1.2	0.4	1.3	
11	0.7	0.7	0.7	0.2	0.6	
12	0.1	1.0	1.2	0.4	0.7	
13	0.0	2.2	1.8	1.4	1.4	
14	0.0	0.7	3.4	1.4	1.4	
15	0.0	0.0	4.2	3.6	1.8	
16	0.0	0.0	0.5	3.8	0.8	
17 or older	0.0	0.0	0.1	1.6	0.3	
N of Valid	741	764	735	496	2736	
N of Miss	18	14	9	12	53	

Table 82: How wrong do you think it is for someone your age to: take a handgun to school?

Response	6	8	10	12	Total	
Very wrong	92.4	86.8	88.6	89.0	89.2	
Wrong	4.7	9.9	8.3	8.6	7.8	
A little bit wrong	1.9	2.3	2.6	1.4	2.1	
Not at all wrong	1.1	0.9	0.5	1.0	0.9	
N of Valid	751	768	734	498	2751	
N of Miss	8	10	10	10	38	

Table 83: How wrong do you think it is for someone your age to: steal anything?

Response	6	8	10	12	Total	
Very wrong	80.0	68.0	67.7	72.2	71.9	
Wrong	16.5	26.3	26.1	23.6	23.1	
A little bit wrong	2.3	4.9	5.6	3.2	4.1	
Not at all wrong	1.2	0.8	0.7	1.0	0.9	
N of Valid	745	768	733	496	2742	
N of Miss	14	10	11	12	47	

Table 84: How wrong do you think it is for someone your age to: pick a fight with someone?

Response	6	8	10	12	Total	
Very wrong	62.7	46.1	43.5	50.8	50.8	
Wrong	25.6	34.9	35.8	30.3	31.8	
A little bit wrong	9.2	16.3	17.6	16.1	14.7	
Not at all wrong	2.5	2.8	3.0	2.8	2.8	
N of Valid	747	763	731	492	2733	
N of Miss	12	15	13	16	56	

Table 85: How wrong do you think it is for someone your age to: attack someone with the idea of seriously hurting them?





Response	6	8	10	12	Total	
Very wrong	90.6	79.2	75.7	76.0	80.8	
Wrong	6.6	15.0	17.2	17.3	13.7	
A little bit wrong	1.2	4.3	5.5	5.6	4.0	
Not at all wrong	1.6	1.6	1.6	1.0	1.5	
N of Valid	745	768	732	496	2741	
N of Miss	14	10	12	12	48	

Table 86: How wrong do you think it is for someone your age to: stay away from school all day when their parents think they are at school?





Response	6	8	10	12	Total	
Very wrong	85.8	68.2	57.9	49.8	66.9	
Wrong	11.1	22.5	28.5	29.6	22.3	
A little bit wrong	2.1	7.8	11.0	17.3	8.9	
Not at all wrong	0.9	1.4	2.6	3.2	1.9	
N of Valid	746	768	734	496	2744	
N of Miss	13	10	10	12	45	

Table 87: How wrong do you think it is for someone your age to: drink beer, wine or hard liquor (for example, vodka, whiskey, or gin) regularly?





Response	6	8	10	12	Total	
Very wrong	91.7	70.8	53.2	47.4	67.5	
Wrong	5.6	14.9	21.5	22.3	15.5	
A little bit wrong	1.7	11.6	19.2	21.7	12.8	
Not at all wrong	0.9	2.7	6.1	8.6	4.2	
N of Valid	745	770	735	498	2748	
N of Miss	14	8	9	10	41	

Table 88: How wrong do you think it is for someone your age to: smoke cigarettes?

Response	6	8	10	12	Total	
Very wrong	92.8	74.4	63.8	54.2	72.9	
Wrong	5.0	16.5	20.4	19.2	14.9	
A little bit wrong	1.2	6.5	11.0	16.1	8.0	
Not at all wrong	1.1	2.6	4.8	10.5	4.2	
N of Valid	746	769	734	496	2745	
N of Miss	13	9	10	12	44	

Table 89: How wrong do you think it is for someone your age to: smoke marijuana?

Response	6	8	10	12	Total	
Very wrong	95.8	78.9	64.2	57.4	75.7	
Wrong	1.9	10.2	13.9	18.4	10.4	
A little bit wrong	0.9	7.0	11.3	11.9	7.4	
Not at all wrong	1.3	3.9	10.5	12.3	6.5	
N of Valid	744	768	732	495	2739	
N of Miss	15	10	12	13	50	

Table 90: How wrong do you think it is for someone your age to: use prescription drugs or non-prescription drugs for the purpose of getting high?

Response	6	8	10	12	Total	
Very wrong	95.7	87.5	78.6	78.2	85.7	
Wrong	2.9	8.3	13.5	14.0	9.3	
A little bit wrong	0.5	3.3	6.1	5.0	3.6	
Not at all wrong	0.8	0.9	1.8	2.8	1.5	
N of Valid	747	768	735	499	2749	
N of Miss	12	10	9	9	40	

Table 91: How wrong do you think it is for someone your age to: use synthetic marijuana (K2, spice) or bath salts?

Response	6	8	10	12	Total	
Very wrong	96.5	90.2	85.3	85.9	89.8	
Wrong	2.6	6.6	10.2	10.0	7.1	
A little bit wrong	0.3	2.1	3.4	2.4	2.0	
Not at all wrong	0.7	1.0	1.1	1.6	1.1	
N of Valid	739	769	734	498	2740	
N of Miss	20	9	10	10	49	

Table 92: How wrong do you think it is for someone your age to: use LSD, cocaine, amphetamines or another illegal drug?

Response	6	8	10	12	Total	
Very wrong	97.4	92.0	88.0	89.6	92.0	
Wrong	1.2	5.6	8.4	7.0	5.4	
A little bit wrong	0.7	1.6	2.3	2.2	1.6	
Not at all wrong	0.7	0.8	1.2	1.2	0.9	
N of Valid	743	767	735	498	2743	
N of Miss	16	11	9	10	46	

Table 93: How wrong do you think it is for someone your age to: use e-cigarettes, e-cigars or e-hookahs?

Response	6	8	10	12	Total	
Very wrong	91.4	73.9	60.4	51.8	71.0	
Wrong	5.8	11.5	14.3	15.7	11.5	
A little bit wrong	1.9	8.9	14.1	16.1	9.7	
Not at all wrong	0.9	5.7	11.2	16.5	7.8	
N of Valid	743	767	733	498	2741	
N of Miss	16	11	11	10	48	

Table 94: At school during the past 12 months, did you receive help from the resource teacher, speech therapist or other special education teacher?



Response	6	8	10	12	Total	
No	79.8	88.7	91.1	92.8	87.7	
Yes	20.2	11.3	8.9	7.2	12.3	
N of Valid	652	702	661	445	2460	
N of Miss	107	76	83	63	329	

Table 95: How many times in the past year (12 months) have you: been suspended from school?








Response	6	8	10	12	Total	
Never	93.0	91.4	92.2	95.5	92.8	
1 to 2 times	5.9	6.9	6.0	3.7	5.8	
3 to 5 times	0.7	1.3	1.4	0.8	1.1	
6 to 9 times	0.3	0.3	0.1	0.0	0.2	
10 to 19 times	0.0	0.1	0.1	0.0	0.1	
20 to 29 times	0.0	0.0	0.1	0.0	0.0	
30 to 39 times	0.0	0.0	0.0	0.0	0.0	
40+ times	0.1	0.0	0.0	0.0	0.0	
N of Valid	747	764	730	491	2732	
N of Miss	12	14	14	17	57	

Table 96: How many times in the past year (12 months) have you: carried a handgun?









Response	6	8	10	12	Total	
Never	95.4	96.2	96.7	97.2	96.3	
1 to 2 times	2.7	2.2	1.0	0.8	1.8	
3 to 5 times	0.7	0.8	0.4	0.8	0.7	
6 to 9 times	0.0	0.4	0.7	0.2	0.3	
10 to 19 times	0.1	0.3	0.1	0.6	0.3	
20 to 29 times	0.4	0.0	0.4	0.4	0.3	
30 to 39 times	0.1	0.0	0.3	0.0	0.1	
40+ times	0.5	0.1	0.4	0.0	0.3	
N of Valid	743	761	731	492	2727	
N of Miss	16	17	13	16	62	

Table 97: How many times in the past year (12 months) have you: sold illegal drugs?








Response	6	8	10	12	Total	
Never	100.0	98.0	94.6	95.5	97.2	
1 to 2 times	0.0	1.5	1.8	1.6	1.2	
3 to 5 times	0.0	0.3	0.8	0.6	0.4	
6 to 9 times	0.0	0.1	0.5	0.6	0.3	
10 to 19 times	0.0	0.1	0.8	0.6	0.4	
20 to 29 times	0.0	0.0	0.3	0.2	0.1	
30 to 39 times	0.0	0.0	0.0	0.0	0.0	
40+ times	0.0	0.0	1.1	0.8	0.4	
N of Valid	746	758	728	492	2724	
N of Miss	13	20	16	16	65	

Table 98: How many times in the past year (12 months) have you: stolen or tried to steal a motor vehicle such as a car or motorcycle?








Response	6	8	10	12	Total	
Never	99.3	99.0	98.9	99.0	99.0	
1 to 2 times	0.5	0.9	0.5	0.4	0.6	
3 to 5 times	0.0	0.1	0.4	0.0	0.1	
6 to 9 times	0.1	0.0	0.0	0.2	0.1	
10 to 19 times	0.0	0.0	0.1	0.0	0.0	
20 to 29 times	0.0	0.0	0.0	0.2	0.0	
30 to 39 times	0.0	0.0	0.0	0.0	0.0	
40+ times	0.0	0.0	0.0	0.2	0.0	
N of Valid	746	762	729	494	2731	
N of Miss	13	16	15	14	58	

Table 99: How many times in the past year (12 months) have you: participated in clubs, organizations or activities at school?









Response	6	8	10	12	Total	
Never	33.2	24.8	21.9	26.0	26.5	
1 to 2 times	22.8	18.2	11.9	11.6	16.6	
3 to 5 times	13.7	14.9	11.5	8.5	12.5	
6 to 9 times	7.5	9.7	9.3	6.7	8.5	
10 to 19 times	4.9	6.5	10.3	9.3	7.6	
20 to 29 times	3.4	4.3	4.8	9.1	5.1	
30 to 39 times	1.5	2.2	3.4	2.2	2.4	
40+ times	13.0	19.4	26.7	26.6	20.9	
N of Valid	737	759	729	493	2718	
N of Miss	22	19	15	15	71	

Table 100: How many times in the past year (12 months) have you: been arrested?







Response	6	8	10	12	Total	
Never	99.2	97.9	96.4	98.0	97.9	
1 to 2 times	0.5	1.8	2.6	1.8	1.7	
3 to 5 times	0.0	0.3	0.3	0.0	0.1	
6 to 9 times	0.3	0.0	0.5	0.0	0.2	
10 to 19 times	0.0	0.0	0.1	0.0	0.0	
20 to 29 times	0.0	0.0	0.0	0.2	0.0	
30 to 39 times	0.0	0.0	0.0	0.0	0.0	
40+ times	0.0	0.0	0.0	0.0	0.0	
N of Valid	746	760	728	492	2726	
N of Miss	13	18	16	16	63	

Table 101: How many times in the past year (12 months) have you: attacked someone with the idea of seriously hurting them?








Response	6	8	10	12	Total	
Never	93.6	91.6	92.1	94.7	92.8	
1 to 2 times	4.8	6.7	5.2	3.9	5.3	
3 to 5 times	0.8	1.1	1.4	1.0	1.1	
6 to 9 times	0.4	0.4	0.7	0.2	0.4	
10 to 19 times	0.3	0.1	0.4	0.0	0.2	
20 to 29 times	0.0	0.0	0.3	0.2	0.1	
30 to 39 times	0.0	0.0	0.0	0.0	0.0	
40+ times	0.1	0.1	0.0	0.0	0.1	
N of Valid	745	761	732	493	2731	
N of Miss	14	17	12	15	58	

Table 102: How many times in the past year (12 months) have you: been drunk or high at school?









Response	6	8	10	12	Total	
Never	99.1	94.8	88.4	87.6	92.9	
1 to 2 times	0.7	3.8	4.9	6.3	3.7	
3 to 5 times	0.3	0.5	2.3	0.8	1.0	
6 to 9 times	0.0	0.4	1.0	1.0	0.5	
10 to 19 times	0.0	0.0	0.8	1.4	0.5	
20 to 29 times	0.0	0.3	1.4	0.8	0.6	
30 to 39 times	0.0	0.0	0.1	0.4	0.1	
40+ times	0.0	0.3	1.1	1.6	0.7	
N of Valid	745	762	731	493	2731	
N of Miss	14	16	13	15	58	

Table 103: How many times in the past year (12 months) have you: taken a handgun to school?





Response	6	8	10	12	Total	
Never	99.9	99.9	99.9	99.6	99.8	
1 to 2 times	0.1	0.1	0.0	0.0	0.1	
3 to 5 times	0.0	0.0	0.0	0.2	0.0	
6 to 9 times	0.0	0.0	0.0	0.0	0.0	
10 to 19 times	0.0	0.0	0.0	0.0	0.0	
20 to 29 times	0.0	0.0	0.1	0.2	0.1	
30 to 39 times	0.0	0.0	0.0	0.0	0.0	
40+ times	0.0	0.0	0.0	0.0	0.0	
N of Valid	743	762	731	489	2725	
N of Miss	16	16	13	19	64	

Table 104: Are you currently on probation, or assigned a probation officer with Juvenile Court?



Response	6	8	10	12	Total	
No	99.5	99.0	97.4	97.6	98.4	
Yes	0.5	1.0	2.6	2.4	1.6	
N of Valid	650	697	688	467	2502	
N of Miss	109	81	56	41	287	

Table 105: Have you ever belonged to a gang?






Response	6	8	10	12	Total	
No	95.6	95.0	95.5	97.0	95.7	
No, but would like to	0.8	1.7	1.2	0.8	1.2	
Yes, in the past	2.1	2.0	1.9	1.2	1.9	
Yes, belong now	1.1	1.2	1.1	1.0	1.1	
Yes, but would like to get out	0.4	0.1	0.3	0.0	0.2	
N of Valid	750	765	732	492	2739	
N of Miss	9	13	12	16	50	

Table 106: If you have ever belonged to a gang, did that gang have a name?

Response	6	8	10	12	Total
No	6.9	3.6	6.1	9.1	6.1
Yes	2.4	2.9	3.2	2.3	2.7
I have never belonged to a gang	90.7	93.5	90.7	88.7	91.1
N of Valid	740	757	722	485	2704
N of Miss	19	21	22	23	85

Table 107: You are at a party at someone's house, and one of your friends offers you a drink containing alcohol. What would you say or do?

Response	6	8	10	12	Total
Drink it	2.3	17.6	28.0	33.3	19.1
Tell your friend, 'No thanks, I don't drink' and suggest that you and your friend go and do something else	47.2	42.5	36.2	29.0	39.7
Just say, 'No thanks' and walk away	31.7	26.6	27.3	30.3	28.8
Make up a good excuse, tell your friend you had something else to do, and leave	18.8	13.3	8.5	7.4	12.4
N of Valid	735	762	732	489	2718
N of Miss	24	16	12	19	71

Table 108: How often do you attend religious services or activities?

Response	6	8	10	12	Total
Never	15.2	12.2	11.5	13.8	13.1
Rarely	15.0	15.3	21.0	23.2	18.2
1-2 Times a Month	12.4	14.0	13.6	16.3	13.9
About Once a Week or More	57.4	58.5	53.9	46.6	54.8
N of Valid	725	757	729	491	2702
N of Miss	34	21	15	17	87

Table 109: I think sometimes it's okay to cheat at school.

Response	6	8	10	12	Total	
NO!	77.4	42.3	27.9	24.7	44.9	
no	19.0	41.5	40.8	38.1	34.5	
yes	3.3	14.9	26.3	31.6	17.8	
YES!	0.3	1.3	4.9	5.5	2.7	
N of Valid	749	764	730	493	2736	
N of Miss	10	14	14	15	53	

Table 110: It is important to think before you act.

Response	6	8	10	12	Total	
NO!	1.6	0.8	0.8	1.4	1.1	
no	1.2	2.8	2.2	1.6	2.0	
yes	17.2	34.9	35.7	34.4	30.2	
YES!	79.9	61.6	61.3	62.6	66.7	
N of Valid	748	763	732	494	2737	
N of Miss	11	15	12	14	52	

Table 111: Sometimes I think that life is not worth it.

Response	6	8	10	12	Total	
NO!	64.1	48.3	39.1	43.4	49.2	
no	18.6	20.2	26.7	27.5	22.8	
yes	11.6	21.9	22.0	23.6	19.4	
YES!	5.7	9.6	12.2	5.5	8.5	
N of Valid	732	758	727	488	2705	
N of Miss	27	20	17	20	84	

Table 112: At times I think I am no good at all.

Response	6	8	10	12	Total	
NO!	38.9	32.4	23.8	31.4	31.7	
no	27.2	22.7	26.3	25.8	25.5	
yes	24.7	30.2	34.4	32.5	30.2	
YES!	9.2	14.6	15.4	10.3	12.6	
N of Valid	740	752	726	493	2711	
N of Miss	19	26	18	15	78	

Table 113: All in all, I am inclined to think that I am a failure.

Response	6	8	10	12	Total	
NO!	59.1	46.8	35.9	43.5	46.6	
no	23.9	26.9	35.9	37.8	30.5	
yes	12.9	16.4	17.8	14.1	15.4	
YES!	4.1	9.9	10.3	4.7	7.5	
N of Valid	731	757	729	490	2707	
N of Miss	28	21	15	18	82	

Table 114: In the past year, have you felt depressed or sad MOST days, even if you felt okay sometimes?

Response	6	8	10	12	Total	
NO!	36.4	35.0	25.9	32.3	32.4	
no	24.9	18.4	26.7	25.6	23.7	
yes	26.4	28.4	26.0	26.8	26.9	
YES!	12.3	18.3	21.4	15.4	16.9	
N of Valid	742	761	730	493	2726	
N of Miss	17	17	14	15	63	

Table 115: It is all right to beat up people if they start the fight.





Response	6	8	10	12	Total	
NO!	54.8	34.5	27.8	30.2	37.5	
no	18.7	22.3	27.5	26.1	23.4	
yes	16.9	24.5	23.2	23.5	21.9	
YES!	9.6	18.7	21.5	20.2	17.3	
N of Valid	739	759	730	490	2718	
N of Miss	20	19	14	18	71	

Table 116: I think it is okay to take something without asking if you can get away with it.





Response	6	8	10	12	Total	
NO!	87.1	69.7	62.4	64.0	71.5	
no	11.5	26.4	32.2	32.2	24.9	
yes	0.8	3.6	4.7	2.9	3.0	
YES!	0.5	0.4	0.7	1.0	0.6	
N of Valid	745	758	726	491	2720	
N of Miss	14	20	18	17	69	

Table 117: Where do you get the most information about living a drug and alcohol free life? Parents/guardians





Response	6	8	10	12	Total	
All the time	63.7	55.5	50.0	50.9	55.4	
Most	16.6	20.1	24.1	21.3	20.5	
Some	9.1	14.5	15.1	17.8	13.8	
Very little	10.6	9.9	10.8	10.0	10.3	
N of Valid	728	750	722	489	2689	
N of Miss	31	28	22	19	100	

Table 118: Where do you get the most information about living a drug and alcohol free life? Friends





Response	6	8	10	12	Total	
All the time	27.1	18.2	13.3	16.4	18.9	
Most	19.1	18.2	17.3	20.4	18.6	
Some	21.4	29.5	34.0	28.8	28.4	
Very little	32.3	34.0	35.4	34.4	34.0	
N of Valid	711	735	721	489	2656	
N of Miss	48	43	23	19	133	

Table 119: Where do you get the most information about living a drug and alcohol free life? Family members





Response	6	8	10	12	Total	
All the time	56.7	42.8	38.3	38.4	44.5	
Most	18.7	23.5	23.3	24.3	22.3	
Some	11.9	18.2	23.5	20.4	18.3	
Very little	12.6	15.5	14.9	16.9	14.8	
N of Valid	721	741	724	490	2676	
N of Miss	38	37	20	18	113	

Table 120: Where do you get the most information about living a drug and alcohol free life? School





Response	6	8	10	12	Total	
All the time	67.7	57.4	40.9	39.9	52.5	
Most	16.8	22.4	25.4	28.0	22.7	
Some	6.6	13.7	20.0	22.5	15.1	
Very little	8.9	6.4	13.7	9.6	9.6	
N of Valid	722	745	729	489	2685	
N of Miss	37	33	15	19	104	

Table 121: Where do you get the most information about living a drug and alcohol free life? Internet





Response	6	8	10	12	Total	
All the time	16.8	11.9	10.9	12.7	13.1	
Most	10.3	11.1	12.4	11.7	11.4	
Some	22.3	27.4	33.5	28.1	27.9	
Very little	50.6	49.5	43.2	47.4	47.7	
N of Valid	698	737	723	487	2645	
N of Miss	61	41	21	21	144	

Table 122: Where do you get the most information about living a drug and alcohol free life? TV





Response	6	8	10	12	Total	
All the time	24.7	15.0	11.7	15.2	16.7	
Most	15.7	16.2	14.3	11.5	14.7	
Some	24.0	29.7	35.4	30.7	29.9	
Very little	35.6	39.1	38.6	42.6	38.7	
N of Valid	713	741	720	486	2660	
N of Miss	46	37	24	22	129	

Table 123: Where do you get the most information about living a drug and alcohol free life? Social media





Response	6	8	10	12	Total	
All the time	15.5	12.0	10.6	13.3	12.8	
Most	10.9	11.3	10.7	12.1	11.2	
Some	21.6	24.3	32.8	25.7	26.1	
Very little	51.9	52.4	46.0	48.9	49.9	
N of Valid	695	733	720	487	2635	
N of Miss	64	45	24	21	154	

Table 124: How much do you think people risk harming themselves (physically or in other ways) if they: smoked one or more packs of cigarettes per day?


Response	6	8	10	12	Total	
No risk	7.3	3.2	4.8	4.4	4.9	
Slight risk	6.3	8.3	7.2	6.8	7.2	
Moderate risk	17.0	17.3	16.9	21.6	17.9	
Great risk	69.4	71.2	71.1	67.2	70.0	
N of Valid	728	761	727	482	2698	
N of Miss	31	17	17	26	91	

Table 125: How much do you think people risk harming themselves (physically or in other ways) if they: try marijuana once or twice?


Response	6	8	10	12	Total	
No risk	9.3	13.1	28.1	31.7	19.5	
Slight risk	17.5	28.6	27.0	30.3	25.5	
Moderate risk	22.1	21.5	18.8	14.5	19.7	
Great risk	51.1	36.8	26.0	23.4	35.4	
N of Valid	724	755	722	482	2683	
N of Miss	35	23	22	26	106	

Table 126: How much do you think people risk harming themselves (physically or in other ways) if they: smoke marijuana once or twice a week?


Response	6	8	10	12	Total	
No risk	8.1	9.2	18.3	18.4	13.0	
Slight risk	5.8	12.1	16.5	22.2	13.4	
Moderate risk	19.2	24.1	24.6	26.2	23.3	
Great risk	66.9	54.6	40.6	33.3	50.3	
N of Valid	724	746	710	478	2658	
N of Miss	35	32	34	30	131	

Table 127: How much do you think people risk harming themselves (physically or in other ways) if they: take one or two drinks of an alcoholic beverage (beer, wine, liquor) nearly every day?

Response	6	8	10	12	Total	
No risk	8.4	6.6	9.4	9.9	8.4	
Slight risk	13.3	18.9	21.0	22.5	18.6	
Moderate risk	25.4	30.6	29.2	27.6	28.3	
Great risk	52.9	43.9	40.4	40.0	44.7	
N of Valid	729	756	723	485	2693	
N of Miss	30	22	21	23	96	

Table 128: How much do you think people risk harming themselves (physically or in other ways) if they: have five or more drinks of an alcoholic beverage once or twice a weekend?

Response	6	8	10	12	Total	
No risk	8.0	4.0	6.9	7.0	6.4	
Slight risk	6.5	9.2	12.1	16.1	10.5	
Moderate risk	22.8	26.0	26.5	27.8	25.6	
Great risk	62.7	60.8	54.4	49.1	57.5	
N of Valid	727	757	720	485	2689	
N of Miss	32	21	24	23	100	

Table 129: How much do you think people risk harming themselves (physically or in other ways) if they: use prescription drugs that are not prescribed to them?

Response	6	8	10	12	Total	
No risk	7.4	2.8	4.0	3.9	4.6	
Slight risk	2.3	7.1	9.8	8.5	6.8	
Moderate risk	15.3	17.5	20.4	21.2	18.4	
Great risk	74.9	72.6	65.8	66.4	70.3	
N of Valid	726	758	722	485	2691	
N of Miss	33	20	22	23	98	

Table 130: How much do you think people risk harming themselves (physically or in other ways) if they: use non-prescription drugs to get high?

Response	6	8	10	12	Total	
No risk	6.9	2.5	4.0	3.9	4.4	
Slight risk	2.1	3.3	7.2	7.7	4.8	
Moderate risk	9.5	15.7	20.0	15.9	15.2	
Great risk	81.5	78.5	68.8	72.5	75.6	
N of Valid	723	758	721	483	2685	
N of Miss	36	20	23	25	104	

Table 131: How much do you think people risk harming themselves (physically or in other ways) if they: use e-cigarettes, e-cigars, or e-hookahs?

Response	6	8	10	12	Total	
No risk	9.2	12.4	18.4	22.6	15.0	
Slight risk	12.5	22.4	27.7	31.5	22.8	
Moderate risk	21.8	22.5	22.4	17.4	21.4	
Great risk	56.5	42.8	31.4	28.6	40.8	
N of Valid	719	760	722	483	2684	
N of Miss	40	18	22	25	105	

Table 132: Have you ever used smokeless tobacco (chew, snuff, plug, dipping tobacco, or chewing tobacco)?

Response	6	8	10	12	Total	
Never	93.5	84.9	78.9	76.0	84.1	
Once or Twice	5.2	9.9	9.8	9.7	8.5	
Once in a while but not regularly	0.7	3.0	3.9	5.0	2.9	
Regularly in the past	0.4	0.7	4.1	3.1	1.9	
Regularly now	0.3	1.6	3.3	6.2	2.5	
N of Valid	749	761	726	484	2720	
N of Miss	10	17	18	24	69	

Table 133: How often have you used smokeless tobacco during the past 30 days?


Response	6	8	10	12	Total	
Not at all	98.5	93.8	92.5	88.6	93.8	
Once or twice	0.9	3.9	3.6	3.9	3.0	
Once or twice per week	0.1	0.8	0.4	0.8	0.5	
Three to five times per week	0.1	0.4	0.6	0.6	0.4	
About once a day	0.0	0.4	0.4	0.8	0.4	
More than once a day	0.3	0.7	2.5	5.2	1.8	
N of Valid	748	760	723	484	2715	
N of Miss	11	18	21	24	74	

Table 134: Have you ever smoked cigarettes?


Response	6	8	10	12	Total	
Never	93.8	78.9	72.3	64.3	78.7	
Once or Twice	4.8	13.7	15.4	16.5	12.2	
Once in a while but not regularly	0.7	3.9	5.4	8.2	4.2	
Regularly in the past	0.5	1.6	3.6	3.9	2.2	
Regularly now	0.1	1.8	3.3	7.0	2.7	
N of Valid	746	760	722	485	2713	
N of Miss	13	18	22	23	76	

Table 135: How frequently have you smoked cigarettes during the past 30 days?


Response	6	8	10	12	Total	
Not at all	98.7	94.5	92.0	85.3	93.3	
Less than one cigarette per day	0.9	3.0	3.9	5.8	3.2	
One to five cigarettes per day	0.3	1.7	2.2	5.2	2.1	
About one-half pack per day	0.1	0.5	1.1	1.9	0.8	
About one pack per day	0.0	0.1	0.7	1.0	0.4	
About one and one-half packs per day	0.0	0.0	0.1	0.6	0.1	
Two packs or more per day	0.0	0.1	0.0	0.2	0.1	
N of Valid	745	760	722	484	2711	
N of Miss	14	18	22	24	78	

Table 136: Which statement best describes rules about smoking inside your home or your family cars?






Response	6	8	10	12	Total	
Smoking is not allowed anywhere inside your home or cars	65.1	66.6	66.5	71.1	67.0	
Smoking is allowed in some places and at some times or in some cars	10.6	12.2	12.5	10.9	11.6	
Smoking is allowed anywhere inside the home or cars	3.4	4.1	4.0	3.1	3.7	
There are no rules about smoking inside the home or cars	3.8	4.4	6.0	7.8	5.3	
I don't know	17.1	12.8	11.1	7.0	12.5	
N of Valid	737	757	722	485	2701	
N of Miss	22	21	22	23	88	

Table 137: Have you ever used e-cigarettes, e-cigars, or e-hookahs?






Response	6	8	10	12	Total	
Never	96.1	83.6	74.2	67.0	81.5	
Once or Twice	3.3	8.8	11.2	14.6	9.0	
Once in a while but not regularly	0.4	4.8	8.4	8.7	5.3	
Regularly in the past	0.1	1.1	3.6	5.2	2.2	
Regularly now	0.1	1.9	2.5	4.5	2.0	
N of Valid	735	754	722	485	2696	
N of Miss	24	24	22	23	93	

Table 138: How frequently have you used e-cigarettes, e-cigars, or e-hookahs?








Response	6	8	10	12	Total	
Not at all	99.2	91.2	86.4	81.3	90.4	
Less than 10 puffs per day	0.7	5.3	9.1	11.0	6.1	
10 to 50 puffs per day	0.0	2.5	2.7	2.7	1.9	
About one-half cartomiser per day	0.0	0.4	1.1	1.7	0.7	
About one cartomiser per day	0.1	0.3	0.1	2.1	0.5	
About one and one-half cartomisers per day	0.0	0.1	0.4	0.6	0.3	
Two cartomisers or more per day	0.0	0.1	0.1	0.6	0.2	
N of Valid	735	754	714	481	2684	
N of Miss	24	24	30	27	105	

Table 139: During this school year, were you taught in any of your classes about the dangers of tobacco use?






Response	6	8	10	12	Total	
Never	12.2	17.5	36.8	46.2	26.3	
Rarely	11.2	12.1	19.2	16.5	14.5	
Sometimes	23.6	22.4	20.0	19.9	21.7	
Often	29.1	24.8	15.1	10.9	20.9	
Almost always	23.9	23.1	8.9	6.5	16.6	
N of Valid	729	753	709	478	2669	
N of Miss	30	25	35	30	120	

Table 140: During the past 12 months, have you participated in any community activities to discourage people your age from using cigarettes, chewing tobacco, snuff, dip or cigars, e-cigarettes, e-cigars, or e-hookahs?






Response	6	8	10	12	Total	
Never	54.5	62.7	66.4	72.2	63.2	
Rarely	14.3	13.2	14.7	10.9	13.5	
Sometimes	14.7	15.3	11.4	9.6	13.1	
Often	9.7	4.8	5.1	4.8	6.2	
Almost always	6.9	4.0	2.4	2.5	4.1	
N of Valid	715	750	708	478	2651	
N of Miss	44	28	36	30	138	

Table 141: Think back over the last two weeks. How many times have you had five or more alcoholic drinks in a row?







Response	6	8	10	12	Total	
None	98.2	92.9	86.9	83.5	91.1	
Once	1.2	3.2	5.2	5.4	3.6	
Twice	0.3	2.3	3.4	4.4	2.4	
3-5 times	0.3	1.2	2.8	4.2	1.9	
6-9 times	0.0	0.0	0.4	0.4	0.2	
10 or more times	0.0	0.4	1.3	2.1	0.8	
N of Valid	734	751	710	478	2673	
N of Miss	25	27	34	30	116	

Table 142: During the past 30 days, how many times did you ride in a car or other vehicle driven by someone who had been drinking alcohol or using drugs to get high?






Response	6	8	10	12	Total	
0 times	92.8	89.6	84.6	84.9	88.3	
1 time	3.4	4.7	6.6	6.3	5.1	
2 or 3 times	1.9	3.6	5.0	5.0	3.8	
4 or 5 times	0.4	0.7	1.4	1.5	0.9	
6 or more times	1.4	1.5	2.4	2.3	1.8	
N of Valid	726	749	713	476	2664	
N of Miss	33	29	31	32	125	

Table 143: During the past 30 days, how many times did you drive a car or other vehicle when you had been drinking alcohol or using drugs to get high?







Response	6	8	10	12	Total	
I did not drive a car in the past 30 days	54.3	55.9	40.8	21.7	45.2	
0 times	45.0	42.5	56.9	69.5	51.9	
1 time	0.3	1.1	1.0	4.8	1.5	
2 or 3 times	0.1	0.1	0.7	1.5	0.5	
4 or 5 times	0.1	0.1	0.4	1.3	0.4	
6 or more times	0.1	0.3	0.1	1.3	0.4	
N of Valid	702	732	698	475	2607	
N of Miss	57	46	46	33	182	

Table 144: If you drank alcohol (not just a sip or taste) in the past year, how did you usually get it?













Response	6	8	10	12	Total	
I did not drink alcohol in the past year	95.1	81.8	67.8	59.9	77.8	
I bought it myself with a fake ID	0.0	0.7	0.0	0.6	0.3	
I bought it myself without a fake ID	0.0	0.1	0.1	0.0	0.1	
I got it from someone I know age 21 or older	0.7	2.4	9.1	18.3	6.5	
I got it from someone I know under age 21	0.0	2.3	5.9	6.0	3.3	
I got it from my brother or sister	0.0	0.8	1.9	1.3	1.0	
I got it from home with my parents' permission	1.3	2.7	4.5	3.7	2.9	
I got it from home without my parents' permission	0.4	3.2	3.6	0.9	2.1	
I got it from another relative	0.7	1.5	1.6	1.1	1.2	
A stranger bought it for me	0.1	0.1	0.0	0.0	0.1	
I took it from a store or shop	0.1	0.0	0.0	0.4	0.1	
Other	1.5	4.3	5.5	7.8	4.5	
N of Valid	713	743	693	464	2613	
N of Miss	46	35	51	44	176	

Table 145: If you drank alcohol (not just a sip or taste) in the past year, where did you usually drink it?











Response	6	8	10	12	Total	
I did not drink alcohol in the past year	94.9	82.5	68.3	60.0	78.1	
At my home	2.6	8.6	12.1	11.0	8.3	
At someone else's home	1.1	6.5	16.0	25.5	10.9	
At an open area like a park, beach, field, back road, woods, or a street corner	0.7	1.8	1.5	2.4	1.5	
At a sporting event or concert	0.1	0.0	0.0	0.2	0.1	
At a restaurant, bar, or a nightclub	0.3	0.3	0.3	0.2	0.3	
At an empty building or a construction site	0.1	0.0	0.1	0.2	0.1	
At a hotel/motel	0.0	0.1	0.6	0.0	0.2	
An a car	0.0	0.3	0.4	0.4	0.3	
At school	0.1	0.0	0.7	0.0	0.2	
N of Valid	704	741	688	462	2595	
N of Miss	55	37	56	46	194	

Table 146: How do you feel about someone your age having one or two drinks of an alcoholic beverage nearly every day?


Response	6	8	10	12	Total	
Neither approve nor disapprove	17.1	24.4	28.8	29.4	24.5	
Somewhat disapprove	5.3	13.0	17.7	24.2	14.2	
Strongly disapprove	66.3	53.3	46.2	41.1	52.6	
Don't know or can't say	11.3	9.3	7.3	5.3	8.6	
N of Valid	697	738	701	472	2608	
N of Miss	62	40	43	36	181	

Table 147: On how many occasions have you had alcoholic beverages (beer, wine or hard liquor) to drink in your lifetime - more than just a few sips?


Response	6	8	10	12	Total	
0	90.6	72.5	57.0	47.9	69.0	
1-2	6.5	12.3	13.5	12.2	11.0	
3-5	1.2	4.8	9.7	9.3	5.9	
6-9	0.7	4.3	6.8	9.3	4.8	
10-19	0.4	2.7	3.7	6.8	3.0	
20-39	0.4	1.5	3.7	4.9	2.4	
40	0.1	2.0	5.8	9.7	3.9	
N of Valid	733	749	711	474	2667	
N of Miss	26	29	33	34	122	

Table 148: On how many occasions have you drunk one of more drinks of an alcoholic beverage during the past 30 days?


Response	6	8	10	12	Total	
0	99.0	91.7	82.7	76.3	88.6	
1-2	0.7	5.1	10.1	11.6	6.4	
3-5	0.0	1.5	3.7	6.1	2.5	
6-9	0.3	1.2	1.7	3.8	1.5	
10-19	0.0	0.3	1.1	1.1	0.6	
20-39	0.0	0.1	0.4	0.4	0.2	
40	0.0	0.1	0.3	0.6	0.2	
N of Valid	732	748	710	473	2663	
N of Miss	27	30	34	35	126	

Table 149: On how many occasions have you used marijuana (grass, pot) or hashish (hash, hash oil) in your lifetime?








Response	6	8	10	12	Total	
0	98.5	91.0	80.7	73.1	87.2	
1-2	0.5	3.5	4.8	7.4	3.7	
3-5	0.4	1.6	2.4	4.4	2.0	
6-9	0.4	0.5	1.8	2.5	1.2	
10-19	0.0	1.3	1.6	2.8	1.3	
20-39	0.0	0.5	2.1	1.1	0.9	
40	0.1	1.5	6.5	8.7	3.7	
N of Valid	730	748	706	472	2656	
N of Miss	29	30	38	36	133	

Table 150: On how many occasions have you used marijuana (grass, pot) or hashish (hash, hash oil) during the past 30 days?








Response	6	8	10	12	Total	
0	99.2	96.4	90.6	89.6	94.4	
1-2	0.5	1.5	3.1	3.2	2.0	
3-5	0.1	0.8	1.4	1.3	0.9	
6-9	0.0	0.5	0.8	1.3	0.6	
10-19	0.1	0.5	1.8	1.5	0.9	
20-39	0.0	0.1	0.8	0.8	0.4	
40	0.0	0.1	1.4	2.3	0.8	
N of Valid	732	748	711	471	2662	
N of Miss	27	30	33	37	127	

Table 151: On how many occasions have you used LSD or other psychedelics in your lifetime?








Response	6	8	10	12	Total	
0	99.7	99.7	96.9	97.7	98.6	
1-2	0.3	0.3	1.3	1.3	0.7	
3-5	0.0	0.0	1.0	0.8	0.4	
6-9	0.0	0.0	0.4	0.2	0.2	
10-19	0.0	0.0	0.1	0.0	0.0	
20-39	0.0	0.0	0.1	0.0	0.0	
40	0.0	0.0	0.1	0.0	0.0	
N of Valid	727	747	712	471	2657	
N of Miss	32	31	32	37	132	

Table 152: On how many occasions have you used LSD or other psychedelics during the past 30 days?

Response	6	8	10	12	Total	
0	99.9	99.9	99.3	100.0	99.7	
1-2	0.1	0.1	0.6	0.0	0.2	
3-5	0.0	0.0	0.1	0.0	0.0	
6-9	0.0	0.0	0.0	0.0	0.0	
10-19	0.0	0.0	0.0	0.0	0.0	
20-39	0.0	0.0	0.0	0.0	0.0	
40	0.0	0.0	0.0	0.0	0.0	
N of Valid	726	749	711	471	2657	
N of Miss	33	29	33	37	132	

Table 153: On how many occasions have you used cocaine or crack in your lifetime?

Response	6	8	10	12	Total	
0	99.3	99.5	97.8	97.9	98.7	
1-2	0.4	0.5	1.4	1.5	0.9	
3-5	0.0	0.0	0.4	0.2	0.2	
6-9	0.0	0.0	0.1	0.2	0.1	
10-19	0.1	0.0	0.1	0.0	0.1	
20-39	0.0	0.0	0.1	0.0	0.0	
40	0.1	0.0	0.0	0.2	0.1	
N of Valid	726	748	712	468	2654	
N of Miss	33	30	32	40	135	

Table 154: On how many occasions have you used cocaine or crack during the past 30 days?

Response	6	8	10	12	Total	
0	99.6	100.0	99.3	99.1	99.5	
1-2	0.1	0.0	0.7	0.4	0.3	
3-5	0.0	0.0	0.0	0.2	0.0	
6-9	0.1	0.0	0.0	0.0	0.0	
10-19	0.1	0.0	0.0	0.0	0.0	
20-39	0.0	0.0	0.0	0.0	0.0	
40	0.0	0.0	0.0	0.2	0.0	
N of Valid	726	749	711	468	2654	
N of Miss	33	29	33	40	135	

Table 155: On how many occasions have you sniffed glue, breathed the contents of an aerosol spray can, or inhaled other gases or sprays, in order to get high in your lifetime?








Response	6	8	10	12	Total	
0	96.3	93.9	93.5	94.9	94.6	
1-2	2.1	4.3	3.1	3.4	3.2	
3-5	1.1	1.1	1.4	0.9	1.1	
6-9	0.1	0.5	0.6	0.2	0.4	
10-19	0.1	0.0	0.8	0.0	0.3	
20-39	0.0	0.0	0.3	0.4	0.2	
40	0.3	0.3	0.3	0.2	0.3	
N of Valid	728	749	710	467	2654	
N of Miss	31	29	34	41	135	

Table 156: On how many occasions have you sniffed glue, breathed the contents of an aerosol spray can, or inhaled other gases or sprays, in order to get high during the past 30 days?







Response	6	8	10	12	Total	
0	98.6	98.7	98.7	99.4	98.8	
1-2	1.1	0.8	0.8	0.2	0.8	
3-5	0.0	0.3	0.1	0.0	0.1	
6-9	0.3	0.1	0.1	0.4	0.2	
10-19	0.0	0.0	0.0	0.0	0.0	
20-39	0.0	0.1	0.0	0.0	0.0	
40	0.0	0.0	0.1	0.0	0.0	
N of Valid	728	749	709	465	2651	
N of Miss	31	29	35	43	138	

Table 157: On how many occasions have you used Daztrex in your lifetime?


Response	6	8	10	12	Total	
0	100.0	100.0	100.0	100.0	100.0	
1-2	0.0	0.0	0.0	0.0	0.0	
3-5	0.0	0.0	0.0	0.0	0.0	
6-9	0.0	0.0	0.0	0.0	0.0	
10-19	0.0	0.0	0.0	0.0	0.0	
20-39	0.0	0.0	0.0	0.0	0.0	
40	0.0	0.0	0.0	0.0	0.0	
N of Valid	717	749	710	468	2644	
N of Miss	42	29	34	40	145	

Table 158: On how many occasions have you used Daztrex during the past 30 days?


Response	6	8	10	12	Total	
0	100.0	100.0	100.0	100.0	100.0	
1-2	0.0	0.0	0.0	0.0	0.0	
3-5	0.0	0.0	0.0	0.0	0.0	
6-9	0.0	0.0	0.0	0.0	0.0	
10-19	0.0	0.0	0.0	0.0	0.0	
20-39	0.0	0.0	0.0	0.0	0.0	
40	0.0	0.0	0.0	0.0	0.0	
N of Valid	718	749	710	466	2643	
N of Miss	41	29	34	42	146	

Table 159: On how many occasions have you used synthetic marijuana (K2, spice) in your lifetime?








Response	6	8	10	12	Total	
0	99.6	98.5	96.0	96.4	97.8	
1-2	0.0	1.2	2.5	2.6	1.5	
3-5	0.3	0.0	0.6	0.4	0.3	
6-9	0.1	0.1	0.3	0.2	0.2	
10-19	0.0	0.1	0.3	0.4	0.2	
20-39	0.0	0.0	0.1	0.0	0.0	
40	0.0	0.0	0.1	0.0	0.0	
N of Valid	724	750	708	469	2651	
N of Miss	35	28	36	39	138	

Table 160: On how many occasions have you used synthetic marijuana (K2, spice) during the past 30 days?




Response	6	8	10	12	Total	
0	99.6	99.5	99.2	99.6	99.4	
1-2	0.4	0.4	0.8	0.4	0.5	
3-5	0.0	0.0	0.0	0.0	0.0	
6-9	0.0	0.1	0.0	0.0	0.0	
10-19	0.0	0.0	0.0	0.0	0.0	
20-39	0.0	0.0	0.0	0.0	0.0	
40	0.0	0.0	0.0	0.0	0.0	
N of Valid	723	750	709	468	2650	
N of Miss	36	28	35	40	139	

Table 161: On how many occasions have you used methamphetamines (meth, speed, crank, crystal meth) in your lifetime?







Response	6	8	10	12	Total	
0	99.7	99.6	97.5	99.6	99.1	
1-2	0.3	0.4	0.8	0.0	0.4	
3-5	0.0	0.0	0.6	0.0	0.2	
6-9	0.0	0.0	0.0	0.0	0.0	
10-19	0.0	0.0	0.6	0.0	0.2	
20-39	0.0	0.0	0.3	0.2	0.1	
40	0.0	0.0	0.3	0.2	0.1	
N of Valid	723	749	708	465	2645	
N of Miss	36	29	36	43	144	

Table 162: On how many occasions have you used methamphetamines (meth, speed, crank, crystal meth) in the past 30 days?




Response	6	8	10	12	Total	
0	99.9	100.0	99.2	99.6	99.7	
1-2	0.1	0.0	0.7	0.4	0.3	
3-5	0.0	0.0	0.1	0.0	0.0	
6-9	0.0	0.0	0.0	0.0	0.0	
10-19	0.0	0.0	0.0	0.0	0.0	
20-39	0.0	0.0	0.0	0.0	0.0	
40	0.0	0.0	0.0	0.0	0.0	
N of Valid	721	746	710	466	2643	
N of Miss	38	32	34	42	146	

Table 163: On how many occasions have you used other chemical products (bath salts, plant food, etc.) in your lifetime?


Response	6	8	10	12	Total	
0	98.3	98.7	99.2	99.6	98.9	
1-2	1.1	0.5	0.4	0.2	0.6	
3-5	0.0	0.4	0.3	0.0	0.2	
6-9	0.0	0.0	0.0	0.0	0.0	
10-19	0.1	0.0	0.1	0.0	0.1	
20-39	0.1	0.0	0.0	0.0	0.0	
40	0.3	0.4	0.0	0.2	0.2	
N of Valid	720	746	707	467	2640	
N of Miss	39	32	37	41	149	

Table 164: On how many occasions have you used other chemical products (bath salts, plant food, etc.) during the past 30 days?


Response	6	8	10	12	Total	
0	99.2	99.3	100.0	99.6	99.5	
1-2	0.6	0.4	0.0	0.4	0.3	
3-5	0.1	0.0	0.0	0.0	0.0	
6-9	0.1	0.0	0.0	0.0	0.0	
10-19	0.0	0.0	0.0	0.0	0.0	
20-39	0.0	0.0	0.0	0.0	0.0	
40	0.0	0.3	0.0	0.0	0.1	
N of Valid	719	746	708	464	2637	
N of Miss	40	32	36	44	152	

Table 165: On how many occasions have you used heroin or other opiates in your lifetime?


Response	6	8	10	12	Total	
0	100.0	99.7	98.7	98.5	99.3	
1-2	0.0	0.1	1.0	0.4	0.4	
3-5	0.0	0.1	0.1	0.4	0.2	
6-9	0.0	0.0	0.0	0.0	0.0	
10-19	0.0	0.0	0.0	0.4	0.1	
20-39	0.0	0.0	0.0	0.2	0.0	
40	0.0	0.0	0.1	0.0	0.0	
N of Valid	721	747	709	465	2642	
N of Miss	38	31	35	43	147	

Table 166: On how many occasions have you used heroin or other opiates during the past 30 days?


Response	6	8	10	12	Total	
0	100.0	99.9	99.6	99.1	99.7	
1-2	0.0	0.0	0.3	0.9	0.2	
3-5	0.0	0.1	0.0	0.0	0.0	
6-9	0.0	0.0	0.1	0.0	0.0	
10-19	0.0	0.0	0.0	0.0	0.0	
20-39	0.0	0.0	0.0	0.0	0.0	
40	0.0	0.0	0.0	0.0	0.0	
N of Valid	721	748	708	465	2642	
N of Miss	38	30	36	43	147	

Table 167: On how many occasions have you used MDMA ('X', 'E', or ecstasy) in your lifetime?


Response	6	8	10	12	Total	
0	99.9	99.1	96.9	99.4	98.7	
1-2	0.1	0.9	1.8	0.4	0.9	
3-5	0.0	0.0	0.8	0.0	0.2	
6-9	0.0	0.0	0.1	0.2	0.1	
10-19	0.0	0.0	0.1	0.0	0.0	
20-39	0.0	0.0	0.1	0.0	0.0	
40	0.0	0.0	0.0	0.0	0.0	
N of Valid	716	747	706	463	2632	
N of Miss	43	31	38	45	157	

Table 168: On how many occasions have you used MDMA ('X', 'E', or ecstasy) during the past 30 days?


Response	6	8	10	12	Total	
0	100.0	99.9	99.7	99.8	99.8	
1-2	0.0	0.1	0.1	0.0	0.1	
3-5	0.0	0.0	0.1	0.0	0.0	
6-9	0.0	0.0	0.0	0.0	0.0	
10-19	0.0	0.0	0.0	0.0	0.0	
20-39	0.0	0.0	0.0	0.0	0.0	
40	0.0	0.0	0.0	0.2	0.0	
N of Valid	714	744	706	458	2622	
N of Miss	45	34	38	50	167	

Table 169: On how many occasions have you taken prescription drugs (such as Valium, Xanax, Ritalin, Adderall, OxyContin, Darvocet, or sleeping pills) not prescribed to you in your lifetime?








Response	6	8	10	12	Total	
0	97.9	93.0	87.1	87.5	91.8	
1-2	1.3	2.9	3.7	3.9	2.8	
3-5	0.4	1.3	2.7	3.4	1.8	
6-9	0.1	0.7	1.6	1.5	0.9	
10-19	0.0	0.4	2.0	1.5	0.9	
20-39	0.1	0.8	0.7	0.4	0.5	
40	0.1	0.8	2.3	1.7	1.2	
N of Valid	718	747	706	464	2635	
N of Miss	41	31	38	44	154	

Table 170: On how many occasions have you taken prescription drugs (such as Valium, Xanax, Ritalin, Adderall, OxyContin, Darvocet, or sleeping pills) not prescribed to you during the past 30 days?








Response	6	8	10	12	Total	
0	99.4	97.1	94.9	94.6	96.7	
1-2	0.1	1.6	1.8	2.6	1.4	
3-5	0.3	0.7	2.0	1.5	1.1	
6-9	0.0	0.3	0.4	1.1	0.4	
10-19	0.0	0.1	0.6	0.2	0.2	
20-39	0.0	0.3	0.3	0.0	0.2	
40	0.1	0.0	0.0	0.0	0.0	
N of Valid	718	748	706	462	2634	
N of Miss	41	30	38	46	155	

Table 171: On how many occasions have you taken non-prescription medicines such as diet pills (for example, Dietac, Dexatrim or Prolamine), stay-awake pills (for example No-Doz, Vivarin, or Wake), or cough or cold medicines (robos, DXM, etc.) to get high in your lifetime?








Response	6	8	10	12	Total	
0	99.2	97.3	93.2	94.8	96.3	
1-2	0.4	0.8	2.4	1.5	1.3	
3-5	0.0	0.9	1.3	0.7	0.7	
6-9	0.1	0.4	0.7	1.1	0.5	
10-19	0.0	0.1	0.4	0.7	0.3	
20-39	0.0	0.3	0.6	0.4	0.3	
40	0.3	0.1	1.4	0.9	0.6	
N of Valid	718	747	708	461	2634	
N of Miss	41	31	36	47	155	

Table 172: On how many occasions have you taken non-prescription medicines such as diet pills (for example, Dietac, Dexatrim or Prolamine), stay-awake pills (for example No-Doz, Vivarin, or Wake), or cough or cold medicines (robos, DXM, etc.) to get high during the past 30 days?








Response	6	8	10	12	Total	
0	99.4	98.4	97.2	98.1	98.3	
1-2	0.3	1.2	1.4	1.1	1.0	
3-5	0.0	0.3	0.6	0.4	0.3	
6-9	0.1	0.1	0.1	0.0	0.1	
10-19	0.0	0.0	0.6	0.2	0.2	
20-39	0.0	0.0	0.0	0.2	0.0	
40	0.1	0.0	0.1	0.0	0.1	
N of Valid	719	746	708	463	2636	
N of Miss	40	32	36	45	153	

Table 173: On how many occasions have you been drunk or very high from drinking alcoholic beverages during the past 30 days?







Response	6	8	10	12	Total	
0	99.6	95.0	88.7	84.8	92.8	
1-2	0.3	3.4	5.4	8.0	3.9	
3-5	0.1	0.7	3.3	3.9	1.8	
6-9	0.0	0.5	1.3	1.5	0.8	
10-19	0.0	0.4	0.7	0.9	0.5	
20-39	0.0	0.0	0.0	0.0	0.0	
40	0.0	0.0	0.6	0.9	0.3	
N of Valid	718	744	702	461	2625	
N of Miss	41	34	42	47	164	

Table 174: On how many occasions have you drunk flavored alcoholic beverages, sometimes called 'alcopops' (like Mike's Hard Lemonade, Smirnoff Ice, Bacardi Breezers, etc.) in your lifetime?








Response	6	8	10	12	Total	
0	96.5	82.9	72.1	64.9	80.6	
1-2	2.5	9.4	8.8	8.2	7.1	
3-5	0.7	3.4	7.1	7.8	4.4	
6-9	0.1	1.8	3.3	6.1	2.5	
10-19	0.1	1.2	3.4	4.1	2.0	
20-39	0.0	0.7	1.8	4.1	1.4	
40	0.0	0.7	3.5	4.8	2.0	
N of Valid	720	742	707	461	2630	
N of Miss	39	36	37	47	159	

Table 175: On how many occasions have you drunk flavored alcoholic beverages, sometimes called 'alcopops' (like Mike's Hard Lemonade, Smirnoff Ice, Bacardi Breezers, etc.) during the past 30 days?








Response	6	8	10	12	Total	
0	99.3	94.1	89.5	84.8	92.7	
1-2	0.6	4.0	5.0	8.2	4.1	
3-5	0.0	1.5	3.3	5.2	2.2	
6-9	0.1	0.4	1.4	0.9	0.7	
10-19	0.0	0.0	0.6	0.2	0.2	
20-39	0.0	0.0	0.0	0.2	0.0	
40	0.0	0.0	0.3	0.4	0.2	
N of Valid	723	746	705	461	2635	
N of Miss	36	32	39	47	154	

Table 176: If you used prescription drugs or over the counter drugs without a doctor telling you to use it or for the purpose of getting high, where did you get these drugs? - Did not use



Response	6	8	10	12	Total	
No	9.6	8.9	15.9	19.1	12.8	
Yes	90.4	91.1	84.1	80.9	87.2	
N of Valid	759	778	744	508	2789	
N of Miss	0	0	0	0	0	

Table 177: If you used prescription drugs or over the counter drugs without a doctor telling you to use it or for the purpose of getting high, where did you get these drugs? - Bought or took from store or shop



Response	6	8	10	12	Total	
No	100.0	99.5	98.7	98.4	99.2	
Yes	0.0	0.5	1.3	1.6	0.8	
N of Valid	759	778	744	508	2789	
N of Miss	0	0	0	0	0	

Table 178: If you used prescription drugs or over the counter drugs without a doctor telling you to use it or for the purpose of getting high, where did you get these drugs? -
Got from parents with permission



Response	6	8	10	12	Total	
No	99.1	98.7	99.2	98.2	98.9	
Yes	0.9	1.3	0.8	1.8	1.1	
N of Valid	759	778	744	508	2789	
N of Miss	0	0	0	0	0	

Table 179: If you used prescription drugs or over the counter drugs without a doctor telling you to use it or for the purpose of getting high, where did you get these drugs? -
Got from home without permission



Response	6	8	10	12	Total	
No	100.0	98.8	98.1	98.4	98.9	
Yes	0.0	1.2	1.9	1.6	1.1	
N of Valid	759	778	744	508	2789	
N of Miss	0	0	0	0	0	

Table 180: If you used prescription drugs or over the counter drugs without a doctor telling you to use it or for the purpose of getting high, where did you get these drugs? -
Got from relative with permission



Response	6	8	10	12	Total	
No	99.7	99.4	98.8	99.0	99.2	
Yes	0.3	0.6	1.2	1.0	0.8	
N of Valid	759	778	744	508	2789	
N of Miss	0	0	0	0	0	

Table 181: If you used prescription drugs or over the counter drugs without a doctor telling you to use it or for the purpose of getting high, where did you get these drugs? -
Got from relative without permission



Response	6	8	10	12	Total	
No	99.9	99.7	99.6	99.6	99.7	
Yes	0.1	0.3	0.4	0.4	0.3	
N of Valid	759	778	744	508	2789	
N of Miss	0	0	0	0	0	

Table 182: If you used prescription drugs or over the counter drugs without a doctor telling you to use it or for the purpose of getting high, where did you get these drugs? -
Got from friend's home with permission



Response	6	8	10	12	Total	
No	99.9	99.7	98.1	97.0	98.9	
Yes	0.1	0.3	1.9	3.0	1.1	
N of Valid	759	778	744	508	2789	
N of Miss	0	0	0	0	0	

Table 183: If you used prescription drugs or over the counter drugs without a doctor telling you to use it or for the purpose of getting high, where did you get these drugs? -
Got from friend's home without permission



Response	6	8	10	12	Total	
No	100.0	99.4	98.9	99.8	99.5	
Yes	0.0	0.6	1.1	0.2	0.5	
N of Valid	759	778	744	508	2789	
N of Miss	0	0	0	0	0	

Table 184: If you used prescription drugs or over the counter drugs without a doctor telling you to use it or for the purpose of getting high, where did you get these drugs? -
Got from friend at school



Response	6	8	10	12	Total	
No	100.0	99.5	97.8	97.6	98.9	
Yes	0.0	0.5	2.2	2.4	1.1	
N of Valid	759	778	744	508	2789	
N of Miss	0	0	0	0	0	

Table 185: If you used prescription drugs or over the counter drugs without a doctor telling you to use it or for the purpose of getting high, where did you get these drugs? -
Got from friend at party



Response	6	8	10	12	Total	
No	99.9	99.4	97.6	97.6	98.7	
Yes	0.1	0.6	2.4	2.4	1.3	
N of Valid	759	778	744	508	2789	
N of Miss	0	0	0	0	0	

Table 186: If you used prescription drugs or over the counter drugs without a doctor telling you to use it or for the purpose of getting high, where did you get these drugs? -
Got from friend, elsewhere



Response	6	8	10	12	Total	
No	100.0	99.1	96.8	96.1	98.2	
Yes	0.0	0.9	3.2	3.9	1.8	
N of Valid	759	778	744	508	2789	
N of Miss	0	0	0	0	0	

Table 187: If you used prescription drugs or over the counter drugs without a doctor telling you to use it or for the purpose of getting high, where did you get these drugs? -
Got from internet sale



Response	6	8	10	12	Total	
No	100.0	99.9	99.7	99.2	99.7	
Yes	0.0	0.1	0.3	0.8	0.3	
N of Valid	759	778	744	508	2789	
N of Miss	0	0	0	0	0	

Table 188: During the last month, about how many marijuana cigarettes, or the equivalent, did you smoke a day, on the average?








Response	6	8	10	12	Total	
None	99.0	94.8	91.2	88.7	93.9	
Less than 1 a day	0.6	2.8	4.0	3.4	2.6	
1 a day	0.3	1.1	1.0	1.1	0.8	
2-3 a day	0.1	0.5	0.9	3.2	1.0	
4-6 a day	0.0	0.7	1.3	2.1	0.9	
7-10 a day	0.0	0.1	0.4	1.1	0.3	
11 or more a day	0.0	0.0	1.1	0.4	0.4	
N of Valid	708	743	697	467	2615	
N of Miss	51	35	47	41	174	

Table 189: How wrong do your friends feel it would be for YOU to: have one or two drinks of an alcoholic beverage nearly every day?





Response	6	8	10	12	Total	
Very wrong	84.0	60.0	49.5	44.3	60.9	
Wrong	10.5	20.8	22.5	26.2	19.5	
A little bit wrong	3.0	13.2	16.7	14.8	11.7	
Not at all wrong	2.4	6.0	11.3	14.6	8.0	
N of Valid	702	745	699	465	2611	
N of Miss	57	33	45	43	178	

Table 190: How wrong do your friends feel it would be for YOU to: smoke tobacco?





Response	6	8	10	12	Total	
Very wrong	87.7	69.0	58.0	50.5	67.8	
Wrong	8.8	17.4	19.7	19.4	16.0	
A little bit wrong	2.0	8.5	13.3	15.7	9.3	
Not at all wrong	1.6	5.1	9.0	14.4	6.9	
N of Valid	697	743	697	465	2602	
N of Miss	62	35	47	43	187	

Table 191: How wrong do your friends feel it would be for YOU to: smoke marijuana?





Response	6	8	10	12	Total	
Very wrong	92.1	72.8	59.3	52.3	70.7	
Wrong	4.4	11.7	13.8	16.1	11.1	
A little bit wrong	1.4	7.4	12.1	16.1	8.6	
Not at all wrong	2.0	8.1	14.9	15.5	9.6	
N of Valid	699	744	697	465	2605	
N of Miss	60	34	47	43	184	

Table 192: How wrong do your friends feel it would be for YOU to: use prescription drugs not prescribed to you?

Response	6	8	10	12	Total	
Very wrong	89.7	77.8	67.0	68.2	76.4	
Wrong	6.9	12.4	17.9	17.0	13.2	
A little bit wrong	1.6	5.9	10.0	9.0	6.4	
Not at all wrong	1.9	3.9	5.0	5.8	4.0	
N of Valid	698	743	697	465	2603	
N of Miss	61	35	47	43	186	

Table 193: How wrong would most adults (over 21) in your neighborhood think it is for kids your age: to use marijuana?

Response	6	8	10	12	Total	
Very wrong	91.0	79.6	69.5	64.9	77.3	
Wrong	5.3	12.0	16.6	20.2	12.9	
A little bit wrong	1.9	6.2	10.1	10.1	6.8	
Not at all wrong	1.7	2.2	3.9	4.7	3.0	
N of Valid	692	740	694	465	2591	
N of Miss	67	38	50	43	198	

Table 194: How wrong would most adults (over 21) in your neighborhood think it is for kids your age: to drink alcohol?

Response	6	8	10	12	Total	
Very wrong	85.7	70.0	60.1	51.8	68.3	
Wrong	8.5	16.2	19.7	24.1	16.5	
A little bit wrong	3.6	10.4	14.8	17.8	11.1	
Not at all wrong	2.2	3.4	5.3	6.2	4.1	
N of Valid	691	739	695	465	2590	
N of Miss	68	39	49	43	199	

Table 195: How wrong would most adults (over 21) in your neighborhood think it is for kids your age: to smoke cigarettes?





Response	6	8	10	12	Total	
Very wrong	85.8	73.0	65.0	53.4	70.8	
Wrong	8.4	15.0	19.9	24.1	16.2	
A little bit wrong	3.0	7.9	9.0	15.5	8.2	
Not at all wrong	2.7	4.1	6.1	6.9	4.8	
N of Valid	691	738	692	464	2585	
N of Miss	68	40	52	44	204	

Table 196: How much do each of the following statements describe your neighborhood? crime and/or drug selling





Response	6	8	10	12	Total	
NO!	80.5	66.1	59.1	66.5	68.1	
no	11.6	18.0	25.5	17.9	18.3	
yes	6.4	11.5	12.2	12.7	10.6	
YES!	1.5	4.4	3.2	2.8	3.0	
N of Valid	683	732	690	463	2568	
N of Miss	76	46	54	45	221	

Table 197: How much do each of the following statements describe your neighborhood? fights





Response	6	8	10	12	Total	
NO!	69.8	63.5	57.7	68.0	64.4	
no	15.6	21.6	28.1	22.2	21.9	
yes	10.3	11.2	11.3	8.2	10.4	
YES!	4.3	3.7	2.9	1.5	3.2	
N of Valid	679	731	683	463	2556	
N of Miss	80	47	61	45	233	

Table 198: How much do each of the following statements describe your neighborhood? lots of empty or abandoned buildings





Response	6	8	10	12	Total	
NO!	72.7	65.4	62.0	68.3	67.0	
no	18.3	21.9	27.9	22.8	22.7	
yes	6.6	9.2	7.7	7.3	7.8	
YES!	2.3	3.6	2.3	1.5	2.5	
N of Valid	682	732	684	464	2562	
N of Miss	77	46	60	44	227	

Table 199: How much do each of the following statements describe your neighborhood? lots of graffiti





Response	6	8	10	12	Total	
NO!	83.7	75.8	71.6	75.1	76.6	
no	9.8	19.7	25.1	21.6	18.9	
yes	3.9	3.2	1.6	2.4	2.8	
YES!	2.6	1.4	1.8	0.9	1.7	
N of Valid	662	726	682	462	2532	
N of Miss	97	52	62	46	257	

Table 200: I feel safe in my neighborhood.





Response	6	8	10	12	Total	
NO!	8.7	6.3	6.4	5.4	6.8	
no	5.7	9.8	8.0	5.4	7.4	
yes	25.2	36.7	39.2	34.9	34.0	
YES!	60.3	47.2	46.4	54.3	51.8	
N of Valid	686	727	687	464	2564	
N of Miss	73	51	57	44	225	

Table 201: If a kid smoked marijuana in your neighborhood would he or she be caught by the police?

Response	6	8	10	12	Total	
NO!	10.9	14.6	17.3	20.5	15.4	
no	16.7	36.2	46.2	50.3	36.2	
yes	27.8	27.6	24.6	20.3	25.6	
YES!	44.6	21.5	11.9	8.8	22.8	
N of Valid	672	724	682	453	2531	
N of Miss	87	54	62	55	258	

Table 202: If a kid drank some beer, wine or hard liquor (for example, vodka, whiskey, or gin) in your neighborhood would he or she be caught by the police?

Response	6	8	10	12	Total	
NO!	12.7	18.6	23.9	27.0	20.0	
no	22.9	45.7	51.0	51.6	42.2	
yes	27.7	20.9	16.2	15.4	20.4	
YES!	36.7	14.8	9.0	5.9	17.4	
N of Valid	668	724	681	455	2528	
N of Miss	91	54	63	53	261	

Table 203: If a kid carried a handgun in your neighborhood would he or she be caught by the police?

Response	6	8	10	12	Total	
NO!	11.9	14.2	16.3	17.6	14.8	
no	13.7	30.7	33.4	33.9	27.5	
yes	26.9	29.3	28.3	31.1	28.7	
YES!	47.5	25.8	21.9	17.4	29.0	
N of Valid	670	720	679	454	2523	
N of Miss	89	58	65	54	266	

Table 204: If you wanted to get some cigarettes, how easy would it be for you to get some?





Response	6	8	10	12	Total	
Very hard	79.2	50.2	34.5	17.9	47.7	
Sort of hard	8.8	12.3	18.2	9.3	12.4	
Sort of easy	7.8	19.5	20.4	22.6	17.2	
Very easy	4.3	18.0	27.0	50.2	22.6	
N of Valid	658	717	682	452	2509	
N of Miss	101	61	62	56	280	

Table 205: If you wanted to get some beer, wine or hard liquor (for example, vodka, whiskey, or gin), how easy would it be for you to get some?





Response	6	8	10	12	Total	
Very hard	76.9	47.5	31.7	21.9	46.3	
Sort of hard	11.0	15.5	14.7	16.2	14.2	
Sort of easy	8.1	17.6	24.2	27.9	18.8	
Very easy	4.0	19.4	29.4	34.1	20.7	
N of Valid	655	716	681	452	2504	
N of Miss	104	62	63	56	285	

Table 206: If you wanted to get a drug like cocaine, LSD, or amphetamines, how easy would it be for you to get some?





Response	6	8	10	12	Total	
Very hard	95.2	83.2	69.1	61.4	78.6	
Sort of hard	3.4	8.0	15.8	22.0	11.4	
Sort of easy	0.8	3.6	8.0	8.6	5.0	
Very easy	0.6	5.2	7.2	8.0	5.0	
N of Valid	651	715	679	451	2496	
N of Miss	108	63	65	57	293	

Table 207: If you wanted to get a handgun, how easy would it be for you to get one?

Response	6	8	10	12	Total	
Very hard	72.0	56.7	50.8	46.7	57.3	
Sort of hard	11.8	13.8	17.8	17.3	15.0	
Sort of easy	9.5	13.5	13.8	14.8	12.8	
Very easy	6.6	15.9	17.5	21.2	14.9	
N of Valid	651	716	679	452	2498	
N of Miss	108	62	65	56	291	

Table 208: If you wanted to get some marijuana, how easy would it be for you to get some?

Response	6	8	10	12	Total	
Very hard	93.2	66.9	45.8	33.1	61.9	
Sort of hard	2.3	8.2	11.6	9.6	7.8	
Sort of easy	2.8	11.4	15.3	19.3	11.6	
Very easy	1.7	13.5	27.3	38.0	18.6	
N of Valid	648	711	673	450	2482	
N of Miss	111	67	71	58	307	

Table 209: If you wanted to get prescription drugs for the purpose of getting high, how easy would it be for you to get some?

Response	6	8	10	12	Total	
Very hard	84.3	61.4	46.8	37.6	59.1	
Sort of hard	6.8	10.9	14.3	15.1	11.5	
Sort of easy	4.6	11.9	16.6	24.7	13.6	
Very easy	4.3	15.8	22.2	22.7	15.8	
N of Valid	649	715	679	450	2493	
N of Miss	110	63	65	58	296	

Table 210: If you wanted to get synthetic marijuana such as K2 or chemical products such as bath salts to get high, how easy would it be for you to get some?

Response	6	8	10	12	Total	
Very hard	94.3	80.6	66.4	59.2	76.4	
Sort of hard	2.5	7.7	14.7	19.8	10.4	
Sort of easy	1.4	5.7	9.6	9.4	6.3	
Very easy	1.8	6.0	9.3	11.6	6.8	
N of Valid	649	715	678	449	2491	
N of Miss	110	63	66	59	298	

Table 211: If you wanted to get steroids to use or to enhance athletic performance, how easy would it be for you to get some?

Response	6	8	10	12	Total	
Very hard	91.1	79.5	67.7	59.6	75.7	
Sort of hard	5.5	8.7	16.5	17.1	11.5	
Sort of easy	1.5	6.7	7.2	12.9	6.6	
Very easy	1.8	5.1	8.6	10.4	6.1	
N of Valid	650	712	678	450	2490	
N of Miss	109	66	66	58	299	

Table 212: If you wanted to get e-cigarettes, e-cigars, or e-hookahs, how easy would it be for you to get some?

Response	6	8	10	12	Total	
Very hard	89.1	66.7	46.7	32.9	61.0	
Sort of hard	6.0	7.6	13.2	11.1	9.3	
Sort of easy	2.1	11.4	16.3	16.4	11.2	
Very easy	2.8	14.3	23.8	39.6	18.4	
N of Valid	652	711	676	450	2489	
N of Miss	107	67	68	58	300	

Table 213: During the past 12 months, have you participated in any alcohol prevention programs or seen any alcohol prevention messages in your school or community? Yes, a school-based program focused on preventing underage drinking and/or drinking and driving.



Response	6	8	10	12	Total	
No	58.9	64.9	79.6	82.5	70.4	
Yes	41.1	35.1	20.4	17.5	29.6	
N of Valid	759	778	744	508	2789	
N of Miss	0	0	0	0	0	

Table 214: During the past 12 months, have you participated in any alcohol prevention programs or seen any alcohol prevention messages in your school or community? Yes, a community-based program focused on preventing underage drinking and/or drinking and driving (for example, through your church or temple or through youth groups like Boys and Girls Club or 4-H).



Response	6	8	10	12	Total	
No	90.9	94.3	95.4	93.1	93.5	
Yes	9.1	5.7	4.6	6.9	6.5	
N of Valid	759	778	744	508	2789	
N of Miss	0	0	0	0	0	

Table 215: During the past 12 months, have you participated in any alcohol prevention programs or seen any alcohol prevention messages in your school or community? Yes, a media campaign addressing underage drinking and/or drinking and driving (for example, newspaper ads, posters, pamphlets, radio, TV).



Response	6	8	10	12	Total	
No	90.6	90.9	90.7	90.9	90.8	
Yes	9.4	9.1	9.3	9.1	9.2	
N of Valid	759	778	744	508	2789	
N of Miss	0	0	0	0	0	

Table 216: During the past 12 months, have you participated in any alcohol prevention programs or seen any alcohol prevention messages in your school or community? No



Response	6	8	10	12	Total	
No	60.7	47.7	37.8	38.0	46.8	
Yes	39.3	52.3	62.2	62.0	53.2	
N of Valid	759	778	744	508	2789	
N of Miss	0	0	0	0	0	

Table 217: How wrong do your parents feel it would be for YOU to: have one or two drinks of an alcoholic beverage nearly every day?

Response	6	8	10	12	Total	
Very wrong	90.7	85.5	79.5	75.8	83.6	
Wrong	5.6	9.7	12.2	15.2	10.2	
A little bit wrong	3.2	3.4	5.7	6.6	4.6	
Not at all wrong	0.4	1.4	2.6	2.4	1.6	
N of Valid	680	731	683	455	2549	
N of Miss	79	47	61	53	240	

Table 218: How wrong do your parents feel it would be for YOU to: smoke tobacco?

Response	6	8	10	12	Total	
Very wrong	95.0	91.0	86.5	74.0	87.8	
Wrong	3.2	5.1	8.8	14.8	7.3	
A little bit wrong	1.2	2.6	3.1	7.0	3.1	
Not at all wrong	0.6	1.4	1.6	4.2	1.7	
N of Valid	679	730	682	454	2545	
N of Miss	80	48	62	54	244	

Table 219: How wrong do your parents feel it would be for YOU to: smoke marijuana?

Response	6	8	10	12	Total	
Very wrong	97.2	90.0	84.6	83.3	89.2	
Wrong	1.5	5.1	8.1	8.1	5.5	
A little bit wrong	0.6	3.2	4.9	5.5	3.4	
Not at all wrong	0.7	1.7	2.5	3.1	1.9	
N of Valid	672	722	680	454	2528	
N of Miss	87	56	64	54	261	

Table 220: How wrong do your parents feel it would be for YOU to: use prescription drugs not prescribed to you?





Response	6	8	10	12	Total	
Very wrong	95.0	91.4	90.7	87.9	91.6	
Wrong	3.0	4.4	6.2	9.0	5.3	
A little bit wrong	1.5	2.5	1.9	2.4	2.1	
Not at all wrong	0.6	1.7	1.2	0.7	1.1	
N of Valid	675	725	681	455	2536	
N of Miss	84	53	63	53	253	

Table 221: How wrong do your parents feel it would be for YOU to: steal something worth more than \$5?





Response	6	8	10	12	Total	
Very wrong	89.2	87.2	87.0	88.5	87.9	
Wrong	7.8	9.8	9.7	9.9	9.2	
A little bit wrong	1.9	1.6	2.5	1.1	1.8	
Not at all wrong	1.0	1.4	0.9	0.4	1.0	
N of Valid	679	728	682	453	2542	
N of Miss	80	50	62	55	247	

Table 222: How wrong do your parents feel it would be for YOU to: draw graffiti, write things, or draw pictures on buildings or other property (without the owner's permission)?





Response	6	8	10	12	Total	
Very wrong	92.6	85.5	86.8	87.5	88.1	
Wrong	4.6	9.6	9.6	9.4	8.2	
A little bit wrong	1.6	3.0	2.1	2.0	2.2	
Not at all wrong	1.2	1.9	1.6	1.1	1.5	
N of Valid	679	729	680	456	2544	
N of Miss	80	49	64	52	245	

Table 223: How wrong do your parents feel it would be for YOU to: pick a fight with someone?





Response	6	8	10	12	Total	
Very wrong	78.1	63.6	64.7	65.1	68.0	
Wrong	14.6	24.0	21.5	23.5	20.7	
A little bit wrong	5.4	10.0	9.9	9.2	8.6	
Not at all wrong	1.9	2.3	4.0	2.2	2.6	
N of Valid	680	729	679	456	2544	
N of Miss	79	49	65	52	245	

Table 224: During the past 12 months, have you talked with at least one of your parents about the dangers of underage drinking and/or drinking and driving? By parents, we mean either your biological parents, adoptive parents, stepparents, or adult guardians - whether or not they live with you.



Response	6	8	10	12	Total	
No	46.3	49.7	51.8	48.8	49.2	
Yes	53.7	50.3	48.2	51.2	50.8	
N of Valid	669	717	668	451	2505	
N of Miss	90	61	76	57	284	

Table 225: The rules in my family are clear.





Response	6	8	10	12	Total	
NO!	2.7	1.2	3.1	3.5	2.5	
no	3.3	5.9	6.2	7.0	5.5	
yes	20.7	31.6	38.4	36.4	31.4	
YES!	73.4	61.2	52.4	53.2	60.6	
N of Valid	673	725	680	459	2537	
N of Miss	86	53	64	49	252	

Table 226: People in my family have serious arguments about the same things, and often insult or yell at each other.

Response	6	8	10	12	Total	
NO!	42.0	29.1	22.6	30.6	31.0	
no	33.6	36.7	40.1	38.0	37.0	
yes	16.6	23.4	25.8	21.0	21.8	
YES!	7.8	10.8	11.5	10.5	10.1	
N of Valid	667	722	678	458	2525	
N of Miss	92	56	66	50	264	

Table 227: When I am not at home, one of my parents knows where I am and who I am with.

Response	6	8	10	12	Total	
NO!	2.8	1.7	2.8	3.9	2.7	
no	2.5	2.9	5.6	7.4	4.3	
yes	17.3	30.8	35.6	39.7	30.1	
YES!	77.3	64.7	56.0	49.0	62.9	
N of Valid	675	725	677	459	2536	
N of Miss	84	53	67	49	253	

Table 228: My family has clear rules about alcohol and drug use.

Response	6	8	10	12	Total	
NO!	2.7	2.5	3.5	3.9	3.1	
no	2.7	6.5	9.6	8.7	6.7	
yes	11.1	24.0	30.4	34.3	24.2	
YES!	83.5	67.0	56.5	53.1	66.0	
N of Valid	673	722	680	458	2533	
N of Miss	86	56	64	50	256	

Table 229: If you skipped school would you be caught by your parents?

Response	6	8	10	12	Total
NO!	3.7	3.2	5.2	5.9	4.4
no	3.0	8.8	11.8	18.8	9.9
yes	12.1	22.0	30.5	33.6	23.8
YES!	81.1	66.0	52.5	41.7	62.0
N of Valid	667	717	676	458	2518
N of Miss	92	61	68	50	271

Table 230: My parents ask if I've gotten my homework done.

Response	6	8	10	12	Total
NO!	2.7	4.4	6.8	11.8	5.9
no	4.5	10.3	18.1	24.0	13.4
yes	17.0	27.4	32.7	34.6	27.4
YES!	75.8	57.9	42.4	29.6	53.3
N of Valid	666	720	679	459	2524
N of Miss	93	58	65	49	265

Table 231: Would your parents know if you did not come home on time?

Response	6	8	10	12	Total
NO!	3.8	2.9	3.7	5.7	3.9
no	4.1	7.1	10.3	14.0	8.4
yes	15.6	27.2	34.5	30.8	26.7
YES!	76.6	62.8	51.5	49.6	61.0
N of Valid	662	718	678	458	2516
N of Miss	97	60	66	50	273

Table 232: Do you know how to properly dispose of leftover prescription drugs?



Response	6	8	10	12	Total	
No	70.2	63.5	58.4	52.6	61.7	
Yes	29.8	36.5	41.6	47.4	38.3	
N of Valid	608	695	668	454	2425	
N of Miss	151	83	76	54	364	

Table 233: Have any of your brothers or sisters ever: drunk beer, wine or hard liquor (for example, vodka, whiskey or gin)?




Response	6	8	10	12	Total	
No	78.6	62.0	47.3	39.5	58.3	
Yes	17.5	34.2	48.2	54.8	37.3	
I don't have any brothers or sisters	3.9	3.8	4.6	5.7	4.4	
N of Valid	667	714	677	458	2516	
N of Miss	92	64	67	50	273	

Table 234: Have any of your brothers or sisters ever: smoked marijuana?




Response	6	8	10	12	Total	
No	91.7	78.5	66.0	61.7	75.6	
Yes	4.5	17.7	29.4	32.8	20.1	
I don't have any brothers or sisters	3.8	3.8	4.6	5.5	4.3	
N of Valid	665	716	674	454	2509	
N of Miss	94	62	70	54	280	

Table 235: Have any of your brothers or sisters ever: smoked cigarettes?




Response	6	8	10	12	Total	
No	82.7	69.9	62.3	56.4	68.8	
Yes	13.6	26.5	33.4	37.7	27.0	
I don't have any brothers or sisters	3.8	3.6	4.3	5.9	4.3	
N of Valid	664	714	673	456	2507	
N of Miss	95	64	71	52	282	

Table 236: Have any of your brothers or sisters ever: taken a handgun to school?




Response	6	8	10	12	Total	
No	95.8	94.8	94.6	91.9	94.5	
Yes	0.5	1.5	1.2	2.2	1.3	
I don't have any brothers or sisters	3.8	3.7	4.2	5.9	4.2	
N of Valid	664	712	672	456	2504	
N of Miss	95	66	72	52	285	

Table 237: Have any of your brothers or sisters ever: been suspended or expelled from school?




Response	6	8	10	12	Total	
No	79.0	72.1	69.4	72.1	73.2	
Yes	17.2	24.3	26.2	22.1	22.6	
I don't have any brothers or sisters	3.8	3.7	4.3	5.8	4.2	
N of Valid	661	712	671	452	2496	
N of Miss	98	66	73	56	293	

Table 238: Have any of your brothers or sisters ever: used e-cigarettes, e-cigars or e-hookahs?




Response	6	8	10	12	Total	
No	90.9	79.4	72.9	68.7	78.8	
Yes	5.1	16.9	22.8	25.2	16.9	
I don't have any brothers or sisters	3.9	3.7	4.3	6.2	4.4	
N of Valid	662	709	672	453	2496	
N of Miss	97	69	72	55	293	

Table 239: Have any of your brothers or sisters ever: used prescription drugs not prescribed to him/her?




Response	6	8	10	12	Total	
No	91.9	86.2	82.0	74.7	84.5	
Yes	4.4	10.0	13.7	20.0	11.3	
I don't have any brothers or sisters	3.8	3.8	4.3	5.3	4.2	
N of Valid	663	711	672	451	2497	
N of Miss	96	67	72	57	292	

Table 240: Have you changed homes in the past year (the last 12 months)?



Response	6	8	10	12	Total	
No	74.0	74.1	76.6	76.1	75.1	
Yes	26.0	25.9	23.4	23.9	24.9	
N of Valid	665	715	674	460	2514	
N of Miss	94	63	70	48	275	

Table 241: How many times have you changed homes since kindergarten?






Response	6	8	10	12	Total	
Never	39.3	32.5	28.6	28.6	32.5	
1 or 2 times	30.7	30.2	31.9	30.4	30.8	
3 or 4 times	15.8	20.1	19.7	19.8	18.8	
5 or 6 times	6.7	8.6	8.9	9.7	8.4	
7 or more times	7.5	8.7	10.9	11.5	9.5	
N of Valid	657	713	671	454	2495	
N of Miss	102	65	73	54	294	

Table 242: Have you changed schools (including changing from elementary to middle and middle to high school) in the past year?



Response	6	8	10	12	Total	
No	72.6	67.0	78.0	80.4	73.9	
Yes	27.4	33.0	22.0	19.6	26.1	
N of Valid	643	713	665	455	2476	
N of Miss	116	65	79	53	313	

Table 243: How many times have you changed schools since kindergarten (including changing from elementary to middle and middle to high school)?






Response	6	8	10	12	Total	
Never	36.6	24.5	27.1	26.6	28.8	
1 or 2 times	36.9	32.6	22.1	22.6	29.0	
3 or 4 times	14.9	27.1	31.3	29.9	25.5	
5 or 6 times	7.7	7.6	11.5	12.7	9.6	
7 or more times	4.0	8.2	8.0	8.1	7.0	
N of Valid	651	709	671	455	2486	
N of Miss	108	69	73	53	303	

Table 244: Has anyone in your family ever had severe alcohol or drug problems?



Response	6	8	10	12	Total	
No	71.6	61.8	50.4	52.7	59.7	
Yes	28.4	38.2	49.6	47.3	40.3	
N of Valid	649	712	670	455	2486	
N of Miss	110	66	74	53	303	

Table 245: About how many adults (over 21) have you known personally who in the past year have: used marijuana, crack, cocaine, or other drugs?






Response	6	8	10	12	Total	
0	79.3	64.5	52.2	51.4	62.7	
1	11.5	16.2	15.8	15.9	14.8	
2	5.5	8.0	13.4	13.0	9.7	
3-4	1.5	5.5	8.3	8.6	5.8	
5	2.1	5.9	10.3	11.0	7.0	
N of Valid	653	712	671	453	2489	
N of Miss	106	66	73	55	300	

Table 246: About how many adults (over 21) have you known personally who in the past year have: sold or dealt drugs?






Response	6	8	10	12	Total	
0	88.5	77.7	67.6	66.2	75.7	
1	7.1	10.5	11.2	13.4	10.3	
2	2.2	5.0	8.8	8.8	6.0	
3-4	0.5	3.1	5.5	4.4	3.3	
5	1.8	3.7	6.9	7.3	4.7	
N of Valid	650	705	669	455	2479	
N of Miss	109	73	75	53	310	

Table 247: About how many adults (over 21) have you known personally who in the past year have: done other things that could get them in trouble with the police, like stealing, selling stolen goods, mugging or assaulting others, etc.?






Response	6	8	10	12	Total	
0	83.8	73.6	64.4	64.8	72.2	
1	10.0	12.3	14.4	12.1	12.2	
2	2.5	6.5	7.3	7.3	5.8	
3-4	1.8	3.5	6.1	7.0	4.4	
5	1.8	4.1	7.8	8.8	5.4	
N of Valid	650	709	668	454	2481	
N of Miss	109	69	76	54	308	

Table 248: About how many adults (over 21) have you known personally who in the past year have: gotten drunk or high?






Response	6	8	10	12	Total	
0	69.6	45.6	34.4	32.8	46.5	
1	14.0	22.0	20.0	14.1	17.9	
2	6.9	9.2	13.3	12.1	10.2	
3-4	3.7	9.2	11.2	12.1	8.8	
5	5.8	14.1	21.1	28.9	16.5	
N of Valid	652	709	669	454	2484	
N of Miss	107	69	75	54	305	

Table 249: Have you seen or heard information about underage drinking in the past 12 months from the following sources? Radio



Response	6	8	10	12	Total	
No	64.2	58.6	55.5	52.9	58.2	
Yes	35.8	41.4	44.5	47.1	41.8	
N of Valid	650	710	667	454	2481	
N of Miss	109	68	77	54	308	

Table 250: Have you seen or heard information about underage drinking in the past 12 months from the following sources? TV.



Response	6	8	10	12	Total	
No	40.5	33.2	34.1	31.5	35.0	
Yes	59.5	66.8	65.9	68.5	65.0	
N of Valid	652	711	669	454	2486	
N of Miss	107	67	75	54	303	

Table 251: Have you seen or heard information about underage drinking in the past 12 months from the following sources? Print. This includes information on underage drinking you may have seen in the newspaper, on a billboard, in pamphlets, on stickers, etc.



Response	6	8	10	12	Total	
No	56.4	50.8	48.6	49.3	51.4	
Yes	43.6	49.2	51.4	50.7	48.6	
N of Valid	649	710	667	454	2480	
N of Miss	110	68	77	54	309	

Table 252: Have you seen or heard information about underage drinking in the past 12 months from the following sources? Website or social media? (Facebook, Myspace, website, etc.)



Response	6	8	10	12	Total	
No	58.2	43.8	38.7	36.3	44.8	
Yes	41.8	56.2	61.3	63.7	55.2	
N of Valid	651	712	667	454	2484	
N of Miss	108	66	77	54	305	

Table 253: The next questions ask about your opinions of the information you saw or heard. If you have seen or heard more than one ad, please think about your favorite ad when answering these questions. The information about underage drinking that I saw or heard was convincing.






Response	6	8	10	12	Total	
NO!	30.0	14.4	12.6	12.8	17.6	
no	7.2	13.4	17.7	16.3	13.5	
yes	14.9	27.2	32.4	41.3	28.1	
YES!	22.3	23.5	19.8	15.9	20.8	
I have not seen or heard any ads about underage drinking in the past 12 months.	25.5	21.6	17.4	13.7	20.0	
N of Valid	623	695	660	453	2431	
N of Miss	136	83	84	55	358	

Table 254: The next questions ask about your opinions of the information you saw or heard. If you have seen or heard more than one ad, please think about your favorite ad when answering these questions. The information about underage drinking that I saw or heard grabbed my attention.






Response	6	8	10	12	Total	
NO!	26.2	13.3	12.0	11.7	16.0	
no	8.1	16.3	20.4	19.8	16.0	
yes	15.5	23.8	30.2	37.7	26.0	
YES!	24.8	24.8	20.0	16.5	21.9	
I have not seen or heard any ads about underage drinking in the past 12 months.	25.4	21.8	17.4	14.3	20.1	
N of Valid	626	693	656	454	2429	
N of Miss	133	85	88	54	360	

Table 255: The next questions ask about your opinions of the information you saw or heard. If you have seen or heard more than one ad, please think about your favorite ad when answering these questions. The information about underage drinking that I saw or heard said something important to me.






Response	6	8	10	12	Total	
NO!	25.4	13.0	12.8	12.8	16.1	
no	9.1	18.5	23.4	22.3	18.1	
yes	12.7	20.6	26.8	35.1	22.9	
YES!	24.7	26.0	19.3	16.1	22.0	
I have not seen or heard any ads about underage drinking in the past 12 months.	28.1	21.9	17.7	13.7	20.8	
N of Valid	623	693	654	453	2423	
N of Miss	136	85	90	55	366	

Table 256: The next questions ask about your opinions of the information you saw or heard. If you have seen or heard more than one ad, please think about your favorite ad when answering these questions. Seeing or hearing this information about underage drinking made me want to stop or decrease my drinking.

Response	6	8	10	12	Total	
NO!	25.9	16.3	15.8	16.2	18.5	
no	4.2	10.3	17.9	21.4	13.0	
yes	5.8	14.5	19.2	25.2	15.7	
YES!	21.5	24.7	21.5	17.1	21.6	
I have not seen or heard any ads about underage drinking in the past 12 months.	42.6	34.2	25.7	20.0	31.2	
N of Valid	571	663	647	444	2325	
N of Miss	188	115	97	64	464	

Table 257: How honest were you in filling out this survey?

Response	6	8	10	12	Total	
I was very honest	89.6	84.7	84.1	81.9	85.3	
I was honest pretty much of the time	9.2	12.7	12.9	15.3	12.3	
I was honest some of the time	0.9	2.3	2.3	1.7	1.8	
I was honest once in a while	0.3	0.3	0.8	1.1	0.6	
I was not honest at all	0.0	0.0	0.0	0.0	0.0	
N of Valid	663	706	666	458	2493	
N of Miss	96	72	78	50	296	