



2016 APNA

Arkansas Prevention Needs Assessment Survey

**Washington County
Tables**

**Arkansas Department of Human Services
Division of Behavioral Health Services
Prevention Services**

Conducted by International Survey Associates dba Pride Surveys

Contents

1	INTRODUCTION	11
2	PERCENTAGE TABLES	16

List of Tables

1	Sex	17
2	Age	17
3	Are you Hispanic or Latino?	17
4	What is your race? Black or African American	18
5	What is your race? Asian	18
6	What is your race? American Indian	18
7	What is your race? Alaska Native	18
8	What is your race? White	19
9	What is your race? Native Hawaiian or Other Pacific Islander	19
10	What is your race? Other	19
11	What is the highest level of schooling completed by your mother or father?	20
12	Think of where you live most of the time. Which of the following people live there with you? Mother	20
13	Think of where you live most of the time. Which of the following people live there with you? Stepmother	20
14	Think of where you live most of the time. Which of the following people live there with you? Foster Mother	21
15	Think of where you live most of the time. Which of the following people live there with you? Grandmother	21
16	Think of where you live most of the time. Which of the following people live there with you? Aunt	21
17	Think of where you live most of the time. Which of the following people live there with you? Father	21
18	Think of where you live most of the time. Which of the following people live there with you? Stepfather	22
19	Think of where you live most of the time. Which of the following people live there with you? Foster Father	22
20	Think of where you live most of the time. Which of the following people live there with you? Grandfather	22
21	Think of where you live most of the time. Which of the following people live there with you? Uncle	22
22	Think of where you live most of the time. Which of the following people live there with you? Other Adults	23
23	Think of where you live most of the time. Which of the following people live there with you? Brother(s)	23
24	Think of where you live most of the time. Which of the following people live there with you? Stepbrother(s)	23
25	Think of where you live most of the time. Which of the following people live there with you? Sister(s)	23
26	Think of where you live most of the time. Which of the following people live there with you? Stepsister(s)	24

27	Think of where you live most of the time. Which of the following people live there with you? Other Children	24
28	In my school, students have lots of chances to help decide things like class activities and rules.	24
29	Teachers ask me to work on special classroom projects.	24
30	My teacher(s) notices when I am doing a good job and lets me know about it.	25
31	There are lots of chances for students in my school to get involved in sports, clubs, and other school activities outside of class.	25
32	There are lots of chances for students in my school to talk with a teacher one-on-one.	25
33	I feel safe at my school.	26
34	The school lets my parents know when I have done something well.	26
35	My teachers praise me when I work hard in school.	26
36	Are your school grades better than the grades of most students in your class?	27
37	I have lots of chances to be part of class discussions or activities.	27
38	Now thinking back over the past year in school, how often did you: enjoy being in school?	27
39	Now thinking back over the past year in school, how often did you: hate being in school?	28
40	Now thinking back over the past year in school, how often did you: try to do your best work in school?	28
41	How often do you feel that the school work you are assigned is meaningful and important?	28
42	Putting them all together, what were your grades like last year?	29
43	How important do you think the things you are learning in school are going to be for your later life?	29
44	Do your parents care about your skipping or cutting school?	29
45	During the LAST FOUR WEEKS how many whole days of school have you missed because you skipped or 'cut'?	30
46	What are the chances you would be seen as cool if you: smoked cigarettes?	30
47	What are the chances you would be seen as cool if you: worked hard at school?	30
48	What are the chances you would be seen as cool if you: began drinking alcoholic beverages regularly, that is, at least once or twice a month?	31
49	What are the chances you would be seen as cool if you: defended someone who was being bullied?	31
50	What are the chances you would be seen as cool if you: smoked marijuana?	31
51	What are the chances you would be seen as cool if you: carried a handgun?	32

52	What are the chances you would be seen as cool if you: used e-cigarettes, e-cigars or e-hookahs?	32
53	What are the chances you would be seen as cool if you: bullied someone or cyber bullied someone?	32
54	Think of your four best friends (the friends you feel closest to). In the past year (12 months), how many of your best friends have: participated in clubs, organizations or activities at school?	33
55	Think of your four best friends (the friends you feel closest to). In the past year (12 months), how many of your best friends have: smoked cigarettes?	33
56	Think of your four best friends (the friends you feel closest to). In the past year (12 months), how many of your best friends have: tried beer, wine or hard liquor (for example, vodka, whiskey, or gin) when their parents didn't know about it?	33
57	Think of your four best friends (the friends you feel closest to). In the past year (12 months), how many of your best friends have: used e-cigarettes, e-cigars, or e-hookahs?	34
58	Think of your four best friends (the friends you feel closest to). In the past year (12 months), how many of your best friends have: used marijuana?	34
59	Think of your four best friends (the friends you feel closest to). In the past year (12 months), how many of your best friends have: used prescription drugs or non-prescription drugs for the purpose of getting high?	34
60	Think of your four best friends (the friends you feel closest to). In the past year (12 months), how many of your best friends have: used synthetic marijuana (K2, spice) or bath salts?	35
61	Think of your four best friends (the friends you feel closest to). In the past year (12 months), how many of your best friends have: used LSD, cocaine, amphetamines, or other illegal drugs?	35
62	Think of your four best friends (the friends you feel closest to). In the past year (12 months), how many of your best friends have: been bullied?	35
63	Think of your four best friends (the friends you feel closest to). In the past year (12 months), how many of your best friends have: been suspended from school?	36
64	Think of your four best friends (the friends you feel closest to). In the past year (12 months), how many of your best friends have: carried a handgun?	36
65	Think of your four best friends (the friends you feel closest to). In the past year (12 months), how many of your best friends have: sold illegal drugs?	36
66	Think of your four best friends (the friends you feel closest to). In the past year (12 months), how many of your best friends have: regularly attended religious services?	37

67	Think of your four best friends (the friends you feel closest to). In the past year (12 months), how many of your best friends have: stolen or tried to steal a motor vehicle such as a car or motorcycle?	37
68	Think of your four best friends (the friends you feel closest to). In the past year (12 months), how many of your best friends have: been arrested?	37
69	Think of your four best friends (the friends you feel closest to). In the past year (12 months), how many of your best friends have: dropped out of school?	38
70	Think of your four best friends (the friends you feel closest to). In the past year (12 months), how many of your best friends have: been members of a gang?	38
71	How old were you when you first: smoked marijuana?	38
72	How old were you when you first: smoked a cigarette, even just a puff?	39
73	How old were you when you first: had more than a sip or two of beer, wine or hard liquor (for example, vodka, whiskey, or gin)?	39
74	How old were you when you first: began drinking alcoholic beverages regularly, that is, at least once or twice a month?	40
75	How old were you when you first: used Daztrex?	40
76	How old were you when you first: got suspended from school?	41
77	How old were you when you first: got arrested?	41
78	How old were you when you first: carried a handgun?	42
79	How old were you when you first: used e-cigarettes, e-cigars, or e-hookahs?	42
80	How old were you when you first: belonged to a gang?	43
81	How old were you when you first: used prescription drugs not prescribed to you?	43
82	How wrong do you think it is for someone your age to: take a handgun to school?	44
83	How wrong do you think it is for someone your age to: steal anything?	44
84	How wrong do you think it is for someone your age to: pick a fight with someone?	44
85	How wrong do you think it is for someone your age to: attack someone with the idea of seriously hurting them?	45
86	How wrong do you think it is for someone your age to: stay away from school all day when their parents think they are at school?	45
87	How wrong do you think it is for someone your age to: drink beer, wine or hard liquor (for example, vodka, whiskey, or gin) regularly?	45
88	How wrong do you think it is for someone your age to: smoke cigarettes?	46
89	How wrong do you think it is for someone your age to: smoke marijuana?	46

90	How wrong do you think it is for someone your age to: use prescription drugs or non-prescription drugs for the purpose of getting high?	46
91	How wrong do you think it is for someone your age to: use synthetic marijuana (K2, spice) or bath salts?	47
92	How wrong do you think it is for someone your age to: use LSD, cocaine, amphetamines or another illegal drug?	47
93	How wrong do you think it is for someone your age to: use e-cigarettes, e-cigars or e-hookahs?	47
94	At school during the past 12 months, did you receive help from the resource teacher, speech therapist or other special education teacher?	48
95	How many times in the past year (12 months) have you: been suspended from school?	48
96	How many times in the past year (12 months) have you: carried a handgun?	48
97	How many times in the past year (12 months) have you: sold illegal drugs?	49
98	How many times in the past year (12 months) have you: stolen or tried to steal a motor vehicle such as a car or motorcycle?	49
99	How many times in the past year (12 months) have you: participated in clubs, organizations or activities at school?	50
100	How many times in the past year (12 months) have you: been arrested?	50
101	How many times in the past year (12 months) have you: attacked someone with the idea of seriously hurting them?	51
102	How many times in the past year (12 months) have you: been drunk or high at school?	51
103	How many times in the past year (12 months) have you: taken a handgun to school?	52
104	Are you currently on probation, or assigned a probation officer with Juvenile Court?	52
105	Have you ever belonged to a gang?	52
106	If you have ever belonged to a gang, did that gang have a name?	53
107	You are at a party at someone's house, and one of your friends offers you a drink containing alcohol. What would you say or do?	53
108	How often do you attend religious services or activities?	53
109	I think sometimes it's okay to cheat at school.	54
110	It is important to think before you act.	54
111	Sometimes I think that life is not worth it.	54
112	At times I think I am no good at all.	55
113	All in all, I am inclined to think that I am a failure.	55
114	In the past year, have you felt depressed or sad MOST days, even if you felt okay sometimes?	55
115	It is all right to beat up people if they start the fight.	56
116	I think it is okay to take something without asking if you can get away with it.	56

117	Where do you get the most information about living a drug and alcohol free life? Parents/guardians	56
118	Where do you get the most information about living a drug and alcohol free life? Friends	57
119	Where do you get the most information about living a drug and alcohol free life? Family members	57
120	Where do you get the most information about living a drug and alcohol free life? School	57
121	Where do you get the most information about living a drug and alcohol free life? Internet	58
122	Where do you get the most information about living a drug and alcohol free life? TV	58
123	Where do you get the most information about living a drug and alcohol free life? Social media	58
124	How much do you think people risk harming themselves (physically or in other ways) if they: smoked one or more packs of cigarettes per day?	59
125	How much do you think people risk harming themselves (physically or in other ways) if they: try marijuana once or twice?	59
126	How much do you think people risk harming themselves (physically or in other ways) if they: smoke marijuana once or twice a week?	59
127	How much do you think people risk harming themselves (physically or in other ways) if they: take one or two drinks of an alcoholic beverage (beer, wine, liquor) nearly every day?	60
128	How much do you think people risk harming themselves (physically or in other ways) if they: have five or more drinks of an alcoholic beverage once or twice a weekend?	60
129	How much do you think people risk harming themselves (physically or in other ways) if they: use prescription drugs that are not prescribed to them?	60
130	How much do you think people risk harming themselves (physically or in other ways) if they: use non-prescription drugs to get high?	61
131	How much do you think people risk harming themselves (physically or in other ways) if they: use e-cigarettes, e-cigars, or e-hookahs?	61
132	Have you ever used smokeless tobacco (chew, snuff, plug, dipping tobacco, or chewing tobacco)?	61
133	How often have you used smokeless tobacco during the past 30 days?	62
134	Have you ever smoked cigarettes?	62
135	How frequently have you smoked cigarettes during the past 30 days?	62
136	Which statement best describes rules about smoking inside your home or your family cars?	63
137	Have you ever used e-cigarettes, e-cigars, or e-hookahs?	63
138	How frequently have you used e-cigarettes, e-cigars, or e-hookahs?	64
139	During this school year, were you taught in any of your classes about the dangers of tobacco use?	64

140	During the past 12 months, have you participated in any community activities to discourage people your age from using cigarettes, chewing tobacco, snuff, dip or cigars, e-cigarettes, e-cigars, or e-hookahs?	64
141	Think back over the last two weeks. How many times have you had five or more alcoholic drinks in a row?	65
142	During the past 30 days, how many times did you ride in a car or other vehicle driven by someone who had been drinking alcohol or using drugs to get high?	65
143	During the past 30 days, how many times did you drive a car or other vehicle when you had been drinking alcohol or using drugs to get high?	65
144	If you drank alcohol (not just a sip or taste) in the past year, how did you usually get it?	66
145	If you drank alcohol (not just a sip or taste) in the past year, where did you usually drink it?	66
146	How do you feel about someone your age having one or two drinks of an alcoholic beverage nearly every day?	67
147	On how many occasions have you had alcoholic beverages (beer, wine or hard liquor) to drink in your lifetime - more than just a few sips?	67
148	On how many occasions have you drunk one or more drinks of an alcoholic beverage during the past 30 days?	67
149	On how many occasions have you used marijuana (grass, pot) or hashish (hash, hash oil) in your lifetime?	68
150	On how many occasions have you used marijuana (grass, pot) or hashish (hash, hash oil) during the past 30 days?	68
151	On how many occasions have you used LSD or other psychedelics in your lifetime?	68
152	On how many occasions have you used LSD or other psychedelics during the past 30 days?	69
153	On how many occasions have you used cocaine or crack in your lifetime?	69
154	On how many occasions have you used cocaine or crack during the past 30 days?	69
155	On how many occasions have you sniffed glue, breathed the contents of an aerosol spray can, or inhaled other gases or sprays, in order to get high in your lifetime?	70
156	On how many occasions have you sniffed glue, breathed the contents of an aerosol spray can, or inhaled other gases or sprays, in order to get high during the past 30 days?	70
157	On how many occasions have you used Daztrex in your lifetime?	71
158	On how many occasions have you used Daztrex during the past 30 days?	71
159	On how many occasions have you used synthetic marijuana (K2, spice) in your lifetime?	71

160	On how many occasions have you used synthetic marijuana (K2, spice) during the past 30 days?	72
161	On how many occasions have you used methamphetamines (meth, speed, crank, crystal meth) in your lifetime?	72
162	On how many occasions have you used methamphetamines (meth, speed, crank, crystal meth) in the past 30 days?	72
163	On how many occasions have you used other chemical products (bath salts, plant food, etc.) in your lifetime?	73
164	On how many occasions have you used other chemical products (bath salts, plant food, etc.) during the past 30 days?	73
165	On how many occasions have you used heroin or other opiates in your lifetime?	73
166	On how many occasions have you used heroin or other opiates during the past 30 days?	74
167	On how many occasions have you used MDMA ('X', 'E', or ecstasy) in your lifetime?	74
168	On how many occasions have you used MDMA ('X', 'E', or ecstasy) during the past 30 days?	74
169	On how many occasions have you taken prescription drugs (such as Valium, Xanax, Ritalin, Adderall, OxyContin, Darvocet, or sleeping pills) not prescribed to you in your lifetime?	75
170	On how many occasions have you taken prescription drugs (such as Valium, Xanax, Ritalin, Adderall, OxyContin, Darvocet, or sleeping pills) not prescribed to you during the past 30 days?	75
171	On how many occasions have you taken non-prescription medicines such as diet pills (for example, Dietac, Dexatrim or Prolamine), stay-awake pills (for example No-Doz, Vivarin, or Wake), or cough or cold medicines (robos, DXM, etc.) to get high in your lifetime?	76
172	On how many occasions have you taken non-prescription medicines such as diet pills (for example, Dietac, Dexatrim or Prolamine), stay-awake pills (for example No-Doz, Vivarin, or Wake), or cough or cold medicines (robos, DXM, etc.) to get high during the past 30 days?	76
173	On how many occasions have you been drunk or very high from drinking alcoholic beverages during the past 30 days?	77
174	On how many occasions have you drunk flavored alcoholic beverages, sometimes called 'alcopops' (like Mike's Hard Lemonade, Smirnoff Ice, Bacardi Breezers, etc.) in your lifetime?	77
175	On how many occasions have you drunk flavored alcoholic beverages, sometimes called 'alcopops' (like Mike's Hard Lemonade, Smirnoff Ice, Bacardi Breezers, etc.) during the past 30 days?	78
176	If you used prescription drugs or over the counter drugs without a doctor telling you to use it or for the purpose of getting high, where did you get these drugs? - Did not use	78

177	If you used prescription drugs or over the counter drugs without a doctor telling you to use it or for the purpose of getting high, where did you get these drugs? - Bought or took from store or shop	78
178	If you used prescription drugs or over the counter drugs without a doctor telling you to use it or for the purpose of getting high, where did you get these drugs? - Got from parents with permission	79
179	If you used prescription drugs or over the counter drugs without a doctor telling you to use it or for the purpose of getting high, where did you get these drugs? - Got from home without permission	79
180	If you used prescription drugs or over the counter drugs without a doctor telling you to use it or for the purpose of getting high, where did you get these drugs? - Got from relative with permission	79
181	If you used prescription drugs or over the counter drugs without a doctor telling you to use it or for the purpose of getting high, where did you get these drugs? - Got from relative without permission	79
182	If you used prescription drugs or over the counter drugs without a doctor telling you to use it or for the purpose of getting high, where did you get these drugs? - Got from friend's home with permission	80
183	If you used prescription drugs or over the counter drugs without a doctor telling you to use it or for the purpose of getting high, where did you get these drugs? - Got from friend's home without permission	80
184	If you used prescription drugs or over the counter drugs without a doctor telling you to use it or for the purpose of getting high, where did you get these drugs? - Got from friend at school	80
185	If you used prescription drugs or over the counter drugs without a doctor telling you to use it or for the purpose of getting high, where did you get these drugs? - Got from friend at party	80
186	If you used prescription drugs or over the counter drugs without a doctor telling you to use it or for the purpose of getting high, where did you get these drugs? - Got from friend, elsewhere	81
187	If you used prescription drugs or over the counter drugs without a doctor telling you to use it or for the purpose of getting high, where did you get these drugs? - Got from internet sale	81
188	During the last month, about how many marijuana cigarettes, or the equivalent, did you smoke a day, on the average?	81
189	How wrong do your friends feel it would be for YOU to: have one or two drinks of an alcoholic beverage nearly every day?	82
190	How wrong do your friends feel it would be for YOU to: smoke tobacco?	82
191	How wrong do your friends feel it would be for YOU to: smoke marijuana?	82
192	How wrong do your friends feel it would be for YOU to: use prescription drugs not prescribed to you?	83
193	How wrong would most adults (over 21) in your neighborhood think it is for kids your age: to use marijuana?	83

194	How wrong would most adults (over 21) in your neighborhood think it is for kids your age: to drink alcohol?	83
195	How wrong would most adults (over 21) in your neighborhood think it is for kids your age: to smoke cigarettes?	84
196	How much do each of the following statements describe your neighborhood? crime and/or drug selling	84
197	How much do each of the following statements describe your neighborhood? fights	84
198	How much do each of the following statements describe your neighborhood? lots of empty or abandoned buildings	85
199	How much do each of the following statements describe your neighborhood? lots of graffiti	85
200	I feel safe in my neighborhood.	85
201	If a kid smoked marijuana in your neighborhood would he or she be caught by the police?	86
202	If a kid drank some beer, wine or hard liquor (for example, vodka, whiskey, or gin) in your neighborhood would he or she be caught by the police?	86
203	If a kid carried a handgun in your neighborhood would he or she be caught by the police?	86
204	If you wanted to get some cigarettes, how easy would it be for you to get some?	87
205	If you wanted to get some beer, wine or hard liquor (for example, vodka, whiskey, or gin), how easy would it be for you to get some?	87
206	If you wanted to get a drug like cocaine, LSD, or amphetamines, how easy would it be for you to get some?	87
207	If you wanted to get a handgun, how easy would it be for you to get one?	88
208	If you wanted to get some marijuana, how easy would it be for you to get some?	88
209	If you wanted to get prescription drugs for the purpose of getting high, how easy would it be for you to get some?	88
210	If you wanted to get synthetic marijuana such as K2 or chemical products such as bath salts to get high, how easy would it be for you to get some?	89
211	If you wanted to get steroids to use or to enhance athletic performance, how easy would it be for you to get some?	89
212	If you wanted to get e-cigarettes, e-cigars, or e-hookahs, how easy would it be for you to get some?	89
213	During the past 12 months, have you participated in any alcohol prevention programs or seen any alcohol prevention messages in your school or community? Yes, a school-based program focused on preventing underage drinking and/or drinking and driving.	90

214	During the past 12 months, have you participated in any alcohol prevention programs or seen any alcohol prevention messages in your school or community? Yes, a community-based program focused on preventing underage drinking and/or drinking and driving (for example, through your church or temple or through youth groups like Boys and Girls Club or 4-H).	90
215	During the past 12 months, have you participated in any alcohol prevention programs or seen any alcohol prevention messages in your school or community? Yes, a media campaign addressing underage drinking and/or drinking and driving (for example, newspaper ads, posters, pamphlets, radio, TV).	90
216	During the past 12 months, have you participated in any alcohol prevention programs or seen any alcohol prevention messages in your school or community? No	90
217	How wrong do your parents feel it would be for YOU to: have one or two drinks of an alcoholic beverage nearly every day?	91
218	How wrong do your parents feel it would be for YOU to: smoke tobacco?	91
219	How wrong do your parents feel it would be for YOU to: smoke marijuana?	91
220	How wrong do your parents feel it would be for YOU to: use prescription drugs not prescribed to you?	92
221	How wrong do your parents feel it would be for YOU to: steal something worth more than \$5?	92
222	How wrong do your parents feel it would be for YOU to: draw graffiti, write things, or draw pictures on buildings or other property (without the owner's permission)?	92
223	How wrong do your parents feel it would be for YOU to: pick a fight with someone?	93
224	During the past 12 months, have you talked with at least one of your parents about the dangers of underage drinking and/or drinking and driving? By parents, we mean either your biological parents, adoptive parents, stepparents, or adult guardians - whether or not they live with you.	93
225	The rules in my family are clear.	93
226	People in my family have serious arguments about the same things, and often insult or yell at each other.	94
227	When I am not at home, one of my parents knows where I am and who I am with.	94
228	My family has clear rules about alcohol and drug use.	94
229	If you skipped school would you be caught by your parents?	95
230	My parents ask if I've gotten my homework done.	95
231	Would your parents know if you did not come home on time?	95
232	Do you know how to properly dispose of leftover prescription drugs?	96

233	Have any of your brothers or sisters ever: drunk beer, wine or hard liquor (for example, vodka, whiskey or gin)?	96
234	Have any of your brothers or sisters ever: smoked marijuana?	96
235	Have any of your brothers or sisters ever: smoked cigarettes?	96
236	Have any of your brothers or sisters ever: taken a handgun to school? .	97
237	Have any of your brothers or sisters ever: been suspended or expelled from school?	97
238	Have any of your brothers or sisters ever: used e-cigarettes, e-cigars or e-hookahs?	97
239	Have any of your brothers or sisters ever: used prescription drugs not prescribed to him/her?	97
240	Have you changed homes in the past year (the last 12 months)? . . .	98
241	How many times have you changed homes since kindergarten?	98
242	Have you changed schools (including changing from elementary to middle and middle to high school) in the past year?	98
243	How many times have you changed schools since kindergarten (including changing from elementary to middle and middle to high school)?	99
244	Has anyone in your family ever had severe alcohol or drug problems? .	99
245	About how many adults (over 21) have you known personally who in the past year have: used marijuana, crack, cocaine, or other drugs? .	99
246	About how many adults (over 21) have you known personally who in the past year have: sold or dealt drugs?	100
247	About how many adults (over 21) have you known personally who in the past year have: done other things that could get them in trouble with the police, like stealing, selling stolen goods, mugging or assaulting others, etc.?	100
248	About how many adults (over 21) have you known personally who in the past year have: gotten drunk or high?	100
249	Have you seen or heard information about underage drinking in the past 12 months from the following sources? Radio	101
250	Have you seen or heard information about underage drinking in the past 12 months from the following sources? TV.	101
251	Have you seen or heard information about underage drinking in the past 12 months from the following sources? Print. This includes information on underage drinking you may have seen in the newspaper, on a billboard, in pamphlets, on stickers, etc.	101
252	Have you seen or heard information about underage drinking in the past 12 months from the following sources? Website or social media? (Facebook, Myspace, website, etc.)	101
253	The next questions ask about your opinions of the information you saw or heard. If you have seen or heard more than one ad, please think about your favorite ad when answering these questions. The information about underage drinking that I saw or heard was convincing.	102

254	The next questions ask about your opinions of the information you saw or heard. If you have seen or heard more than one ad, please think about your favorite ad when answering these questions. The information about underage drinking that I saw or heard grabbed my attention.	102
255	The next questions ask about your opinions of the information you saw or heard. If you have seen or heard more than one ad, please think about your favorite ad when answering these questions. The information about underage drinking that I saw or heard said something important to me.	102
256	The next questions ask about your opinions of the information you saw or heard. If you have seen or heard more than one ad, please think about your favorite ad when answering these questions. Seeing or hearing this information about underage drinking made me want to stop or decrease my drinking.	103
257	How honest were you in filling out this survey?	103

List of Figures

1	Grade Chart	12
2	Gender Chart	13
3	Age Chart	14
4	Ethnic Origin Chart	15

1 INTRODUCTION

This report was generated from data collected on the *2016 Arkansas Prevention Needs Assessment Student Survey*. This report contains basic frequency tables of all data collected and graphs on the selected demographic variables of grade, gender, age and ethnic origin. The graph on ethnic origin is represented as a bar chart rather than as a pie chart. This is because students were allowed to mark more than one response for ethnic origin as opposed to being allowed to mark only one response. The bars represent the percent of students who marked each of the ethnic categories.

Questions regarding the information found in this report can be directed to:

International Survey Associates dba Pride Surveys

Mr. Jay Gleaton

2140 Newmarket Parkway

Suite 116

Marietta, GA 30067

Telephone: (800) 279-6361

Fax: (770) 726-9327

Website: <http://www.pridesurveys.com>

Grade Chart

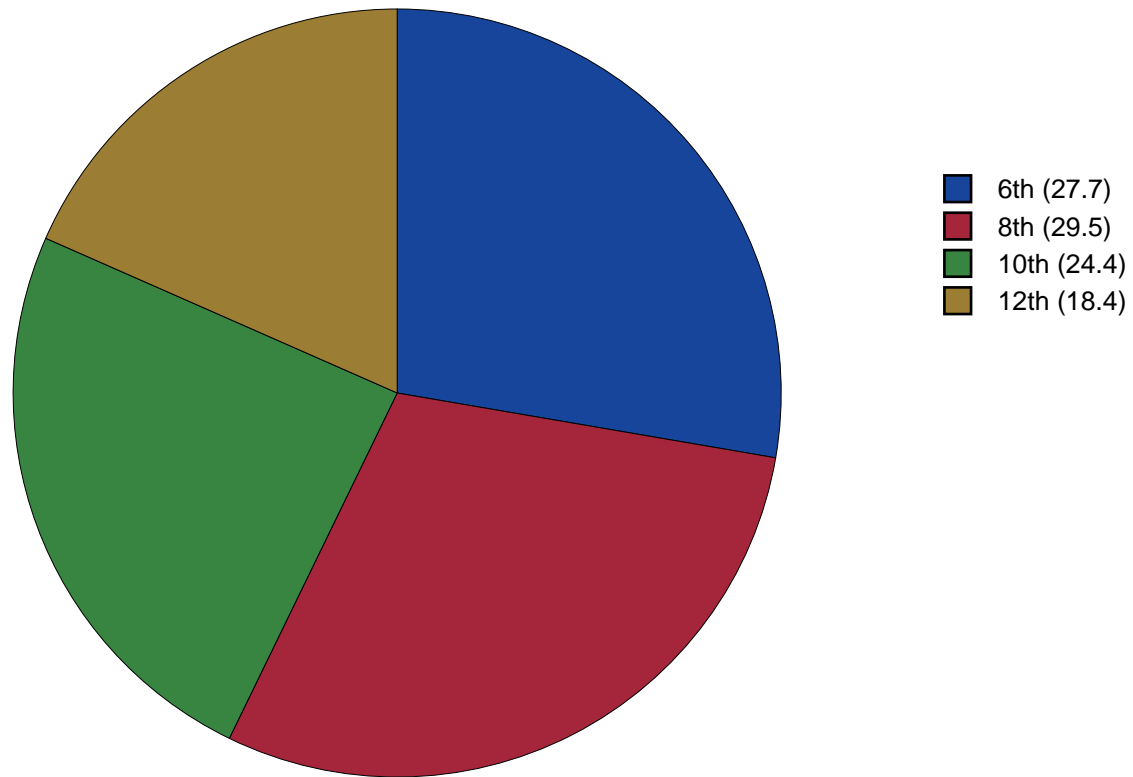


Figure 1: Grade Chart

Gender Chart

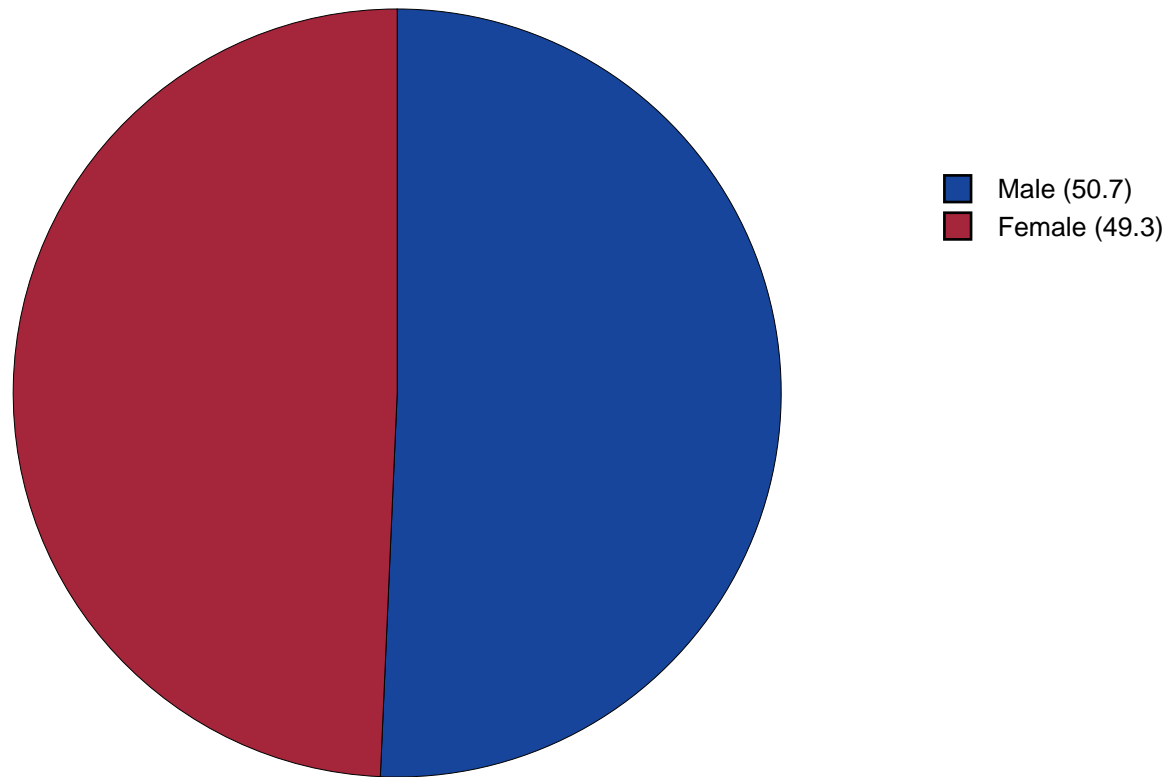


Figure 2: Gender Chart

Age Chart

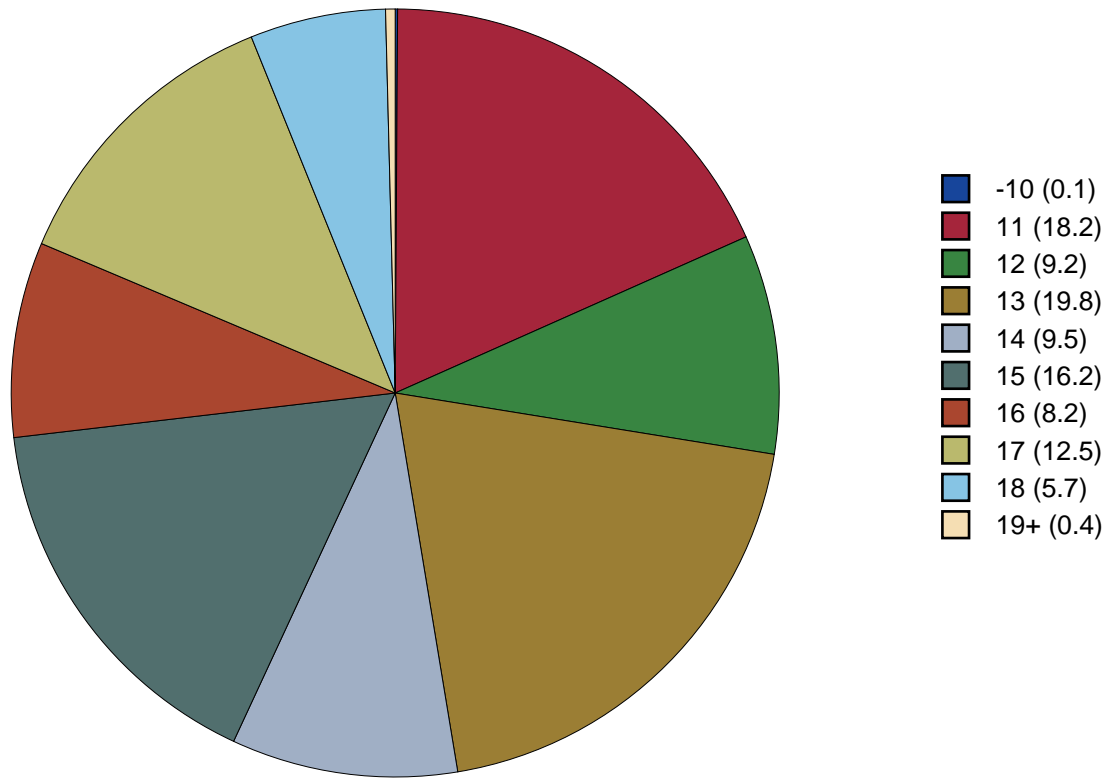


Figure 3: Age Chart

Ethnic Origin Chart

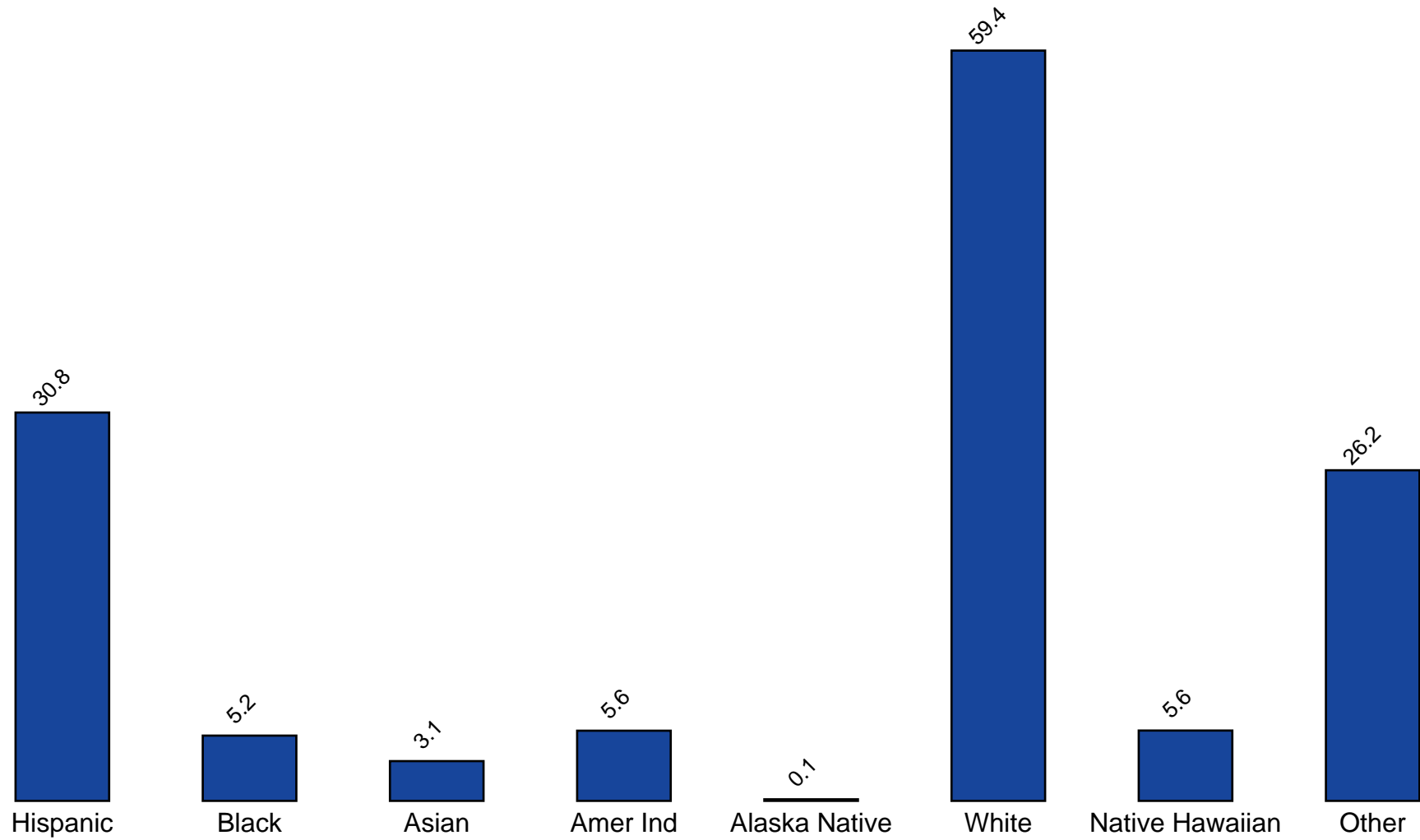


Figure 4: Ethnic Origin Chart

2 PERCENTAGE TABLES

The following tables contain frequency distribution detailing how your students responded to each question on the survey. The tables appear in the same order as the questions on the survey. The tables include breakdowns by grade level as well as overall percentages. The *N of Valid* row is a frequency count of the number of valid responses to each question for each grade and overall. The *N of Miss* row is a frequency count of the number of invalid (marked more than one response) or missing (i.e. did not respond) responses to each question for each grade and overall.

For the questions that allowed more than one response (i.e. race, live with, etc.) each response becomes a separate table. If a student did not mark the response, that was counted as a NO response, and if they did mark the response, that was counted as a YES response. Since a non response is a valid response for these questions, the *N of Miss* will always be zero for these questions.

Table 1: Sex

Response	6	8	10	12	Total	
Male	51.6	50.7	50.2	49.8	50.7	
Female	48.4	49.3	49.8	50.2	49.3	
N of Valid	2187	2319	1937	1453	7896	
N of Miss	19	30	10	14	73	

Table 2: Age

Response	6	8	10	12	Total	
10 or younger	0.3	0.0	0.0	0.0	0.1	
11	65.9	0.0	0.0	0.0	18.2	
12	32.8	0.3	0.0	0.0	9.2	
13	1.0	66.4	0.0	0.0	19.8	
14	0.0	32.0	0.4	0.0	9.5	
15	0.0	1.2	64.8	0.0	16.2	
16	0.0	0.0	32.7	1.2	8.2	
17	0.0	0.0	1.9	65.6	12.5	
18	0.0	0.0	0.2	30.9	5.7	
19 or older	0.0	0.0	0.0	2.3	0.4	
N of Valid	2192	2336	1940	1461	7929	
N of Miss	14	13	7	6	40	

Table 3: Are you Hispanic or Latino?

Response	6	8	10	12	Total	
No	71.8	67.1	67.9	70.6	69.2	
Yes	28.2	32.9	32.1	29.4	30.8	
N of Valid	2098	2300	1921	1454	7773	
N of Miss	108	49	26	13	196	

Table 4: What is your race? Black or African American



Response	6	8	10	12	Total	
No	94.3	94.8	95.0	95.6	94.8	
Yes	5.7	5.2	5.0	4.4	5.2	
N of Valid	2206	2349	1947	1467	7969	
N of Miss	0	0	0	0	0	

Table 5: What is your race? Asian



Response	6	8	10	12	Total	
No	96.6	97.1	96.9	96.6	96.9	
Yes	3.4	2.9	3.1	3.4	3.1	
N of Valid	2206	2349	1947	1467	7969	
N of Miss	0	0	0	0	0	

Table 6: What is your race? American Indian



Response	6	8	10	12	Total	
No	92.4	94.3	96.0	95.6	94.4	
Yes	7.6	5.7	4.0	4.4	5.6	
N of Valid	2206	2349	1947	1467	7969	
N of Miss	0	0	0	0	0	

Table 7: What is your race? Alaska Native



Response	6	8	10	12	Total	
No	99.8	99.9	99.8	100.0	99.9	
Yes	0.2	0.1	0.2	0.0	0.1	
N of Valid	2206	2349	1947	1467	7969	
N of Miss	0	0	0	0	0	

Table 8: What is your race? White



Response	6	8	10	12	Total	
No	42.7	42.9	39.5	35.1	40.6	
Yes	57.3	57.1	60.5	64.9	59.4	
N of Valid	2206	2349	1947	1467	7969	
N of Miss	0	0	0	0	0	

Table 9: What is your race? Native Hawaiian or Other Pacific Islander



Response	6	8	10	12	Total	
No	95.2	93.4	94.6	94.8	94.4	
Yes	4.8	6.6	5.4	5.2	5.6	
N of Valid	2206	2349	1947	1467	7969	
N of Miss	0	0	0	0	0	

Table 10: What is your race? Other



Response	6	8	10	12	Total	
No	71.3	70.1	76.7	79.7	73.8	
Yes	28.7	29.9	23.3	20.3	26.2	
N of Valid	2206	2349	1947	1467	7969	
N of Miss	0	0	0	0	0	

Table 11: What is the highest level of schooling completed by your mother or father?

Response	6	8	10	12	Total	
Completed grade school or less	3.3	4.4	5.6	7.3	4.9	
Some high school	4.6	6.4	13.1	13.4	8.9	
Completed high school	10.0	14.1	16.2	18.1	14.3	
Some college	6.2	11.1	13.0	13.7	10.8	
Completed college	20.4	23.0	22.6	19.8	21.6	
Graduate or professional school after college	14.1	13.5	14.4	15.1	14.2	
Don't know	40.0	25.7	13.7	10.1	23.7	
Does not apply	1.4	1.8	1.4	2.6	1.7	
N of Valid	2104	2297	1916	1440	7757	
N of Miss	102	52	31	27	212	

Table 12: Think of where you live most of the time. Which of the following people live there with you? Mother

Response	6	8	10	12	Total	
No	10.9	11.2	12.0	16.8	12.4	
Yes	89.1	88.8	88.0	83.2	87.6	
N of Valid	2206	2349	1947	1467	7969	
N of Miss	0	0	0	0	0	

Table 13: Think of where you live most of the time. Which of the following people live there with you? Stepmother

Response	6	8	10	12	Total	
No	95.2	94.0	95.1	94.8	94.7	
Yes	4.8	6.0	4.9	5.2	5.3	
N of Valid	2206	2349	1947	1467	7969	
N of Miss	0	0	0	0	0	

Table 14: Think of where you live most of the time. Which of the following people live there with you? Foster Mother



Response	6	8	10	12	Total	
No	99.5	99.7	99.8	99.8	99.7	
Yes	0.5	0.3	0.2	0.2	0.3	
N of Valid	2206	2349	1947	1467	7969	
N of Miss	0	0	0	0	0	

Table 15: Think of where you live most of the time. Which of the following people live there with you? Grandmother



Response	6	8	10	12	Total	
No	88.7	90.9	92.1	92.6	90.9	
Yes	11.3	9.1	7.9	7.4	9.1	
N of Valid	2206	2349	1947	1467	7969	
N of Miss	0	0	0	0	0	

Table 16: Think of where you live most of the time. Which of the following people live there with you? Aunt



Response	6	8	10	12	Total	
No	93.3	94.8	95.5	96.1	94.8	
Yes	6.7	5.2	4.5	3.9	5.2	
N of Valid	2206	2349	1947	1467	7969	
N of Miss	0	0	0	0	0	

Table 17: Think of where you live most of the time. Which of the following people live there with you? Father



Response	6	8	10	12	Total	
No	31.8	32.0	33.8	36.3	33.2	
Yes	68.2	68.0	66.2	63.7	66.8	
N of Valid	2206	2349	1947	1467	7969	
N of Miss	0	0	0	0	0	

Table 18: Think of where you live most of the time. Which of the following people live there with you? Stepfather



Response	6	8	10	12	Total	
No	87.0	85.2	86.6	89.2	86.8	
Yes	13.0	14.8	13.4	10.8	13.2	
N of Valid	2206	2349	1947	1467	7969	
N of Miss	0	0	0	0	0	

Table 19: Think of where you live most of the time. Which of the following people live there with you? Foster Father



Response	6	8	10	12	Total	
No	99.6	99.6	99.7	99.7	99.7	
Yes	0.4	0.4	0.3	0.3	0.3	
N of Valid	2206	2349	1947	1467	7969	
N of Miss	0	0	0	0	0	

Table 20: Think of where you live most of the time. Which of the following people live there with you? Grandfather



Response	6	8	10	12	Total	
No	93.4	95.0	95.4	96.1	94.9	
Yes	6.6	5.0	4.6	3.9	5.1	
N of Valid	2206	2349	1947	1467	7969	
N of Miss	0	0	0	0	0	

Table 21: Think of where you live most of the time. Which of the following people live there with you? Uncle



Response	6	8	10	12	Total	
No	92.1	94.1	94.6	95.4	93.9	
Yes	7.9	5.9	5.4	4.6	6.1	
N of Valid	2206	2349	1947	1467	7969	
N of Miss	0	0	0	0	0	

Table 22: Think of where you live most of the time. Which of the following people live there with you? Other Adults



Response	6	8	10	12	Total	
No	97.5	97.8	98.4	97.7	97.8	
Yes	2.5	2.2	1.6	2.3	2.2	
N of Valid	2206	2349	1947	1467	7969	
N of Miss	0	0	0	0	0	

Table 23: Think of where you live most of the time. Which of the following people live there with you? Brother(s)



Response	6	8	10	12	Total	
No	45.2	44.7	49.2	54.5	47.7	
Yes	54.8	55.3	50.8	45.5	52.3	
N of Valid	2206	2349	1947	1467	7969	
N of Miss	0	0	0	0	0	

Table 24: Think of where you live most of the time. Which of the following people live there with you? Stepbrother(s)



Response	6	8	10	12	Total	
No	95.8	94.4	95.6	96.7	95.5	
Yes	4.2	5.6	4.4	3.3	4.5	
N of Valid	2206	2349	1947	1467	7969	
N of Miss	0	0	0	0	0	

Table 25: Think of where you live most of the time. Which of the following people live there with you? Sister(s)



Response	6	8	10	12	Total	
No	47.3	47.6	51.6	60.1	50.8	
Yes	52.7	52.4	48.4	39.9	49.2	
N of Valid	2206	2349	1947	1467	7969	
N of Miss	0	0	0	0	0	

Table 26: Think of where you live most of the time. Which of the following people live there with you? Stepsister(s)

Response	6	8	10	12	Total	
No	96.2	94.6	95.6	97.1	95.8	
Yes	3.8	5.4	4.4	2.9	4.2	
N of Valid	2206	2349	1947	1467	7969	
N of Miss	0	0	0	0	0	

Table 27: Think of where you live most of the time. Which of the following people live there with you? Other Children

Response	6	8	10	12	Total	
No	95.6	94.2	96.0	95.0	95.2	
Yes	4.4	5.8	4.0	5.0	4.8	
N of Valid	2206	2349	1947	1467	7969	
N of Miss	0	0	0	0	0	

Table 28: In my school, students have lots of chances to help decide things like class activities and rules.

Response	6	8	10	12	Total	
NO!	6.2	7.5	7.4	10.5	7.7	
no	32.7	29.5	29.3	32.2	30.8	
yes	52.4	53.4	51.3	44.4	51.0	
YES!	8.7	9.6	11.9	12.9	10.5	
N of Valid	2156	2315	1928	1443	7842	
N of Miss	50	34	19	24	127	

Table 29: Teachers ask me to work on special classroom projects.

Response	6	8	10	12	Total	
NO!	6.3	8.0	6.6	6.3	6.9	
no	31.9	39.3	40.8	40.8	37.9	
yes	44.4	44.0	44.3	44.4	44.2	
YES!	17.4	8.8	8.3	8.5	11.0	
N of Valid	2138	2302	1926	1445	7811	
N of Miss	68	47	21	22	158	

Table 30: My teacher(s) notices when I am doing a good job and lets me know about it.

Response	6	8	10	12	Total	
NO!	2.6	6.1	6.2	6.0	5.1	
no	15.8	25.0	29.3	28.1	24.1	
yes	53.0	50.2	50.8	51.1	51.3	
YES!	28.6	18.7	13.7	14.8	19.5	
N of Valid	2152	2305	1913	1440	7810	
N of Miss	54	44	34	27	159	

Table 31: There are lots of chances for students in my school to get involved in sports, clubs, and other school activities outside of class.

Response	6	8	10	12	Total	
NO!	1.1	1.6	2.1	1.9	1.6	
no	5.0	7.5	6.2	6.3	6.3	
yes	34.2	39.0	42.3	44.2	39.5	
YES!	59.7	51.9	49.4	47.6	52.6	
N of Valid	2160	2318	1925	1439	7842	
N of Miss	46	31	22	28	127	

Table 32: There are lots of chances for students in my school to talk with a teacher one-on-one.

Response	6	8	10	12	Total	
NO!	1.9	2.9	3.2	3.7	2.9	
no	12.6	18.0	17.5	16.0	16.0	
yes	47.4	51.7	54.5	55.7	52.0	
YES!	38.1	27.3	24.7	24.5	29.1	
N of Valid	2140	2308	1914	1442	7804	
N of Miss	66	41	33	25	165	

Table 33: I feel safe at my school.





Response	6	8	10	12	Total	
NO!	2.1	3.7	4.3	4.2	3.5	
no	5.1	11.6	12.5	11.6	10.0	
yes	38.2	56.7	59.8	61.0	53.2	
YES!	54.6	28.0	23.4	23.2	33.3	
N of Valid	2153	2305	1914	1434	7806	
N of Miss	53	44	33	33	163	

Table 34: The school lets my parents know when I have done something well.





Response	6	8	10	12	Total	
NO!	7.9	14.6	20.7	23.5	15.9	
no	32.2	47.6	47.8	49.5	43.8	
yes	42.1	29.4	25.2	22.1	30.5	
YES!	17.9	8.4	6.4	5.0	9.9	
N of Valid	2127	2284	1911	1437	7759	
N of Miss	79	65	36	30	210	

Table 35: My teachers praise me when I work hard in school.





Response	6	8	10	12	Total	
NO!	7.9	11.8	13.8	11.3	11.1	
no	29.4	40.7	44.7	42.7	39.0	
yes	46.2	39.4	34.7	39.4	40.1	
YES!	16.5	8.1	6.8	6.6	9.8	
N of Valid	2110	2273	1913	1439	7735	
N of Miss	96	76	34	28	234	

Table 36: Are your school grades better than the grades of most students in your class?

Response	6	8	10	12	Total	
NO!	4.8	8.0	5.6	5.2	6.0	
no	30.7	31.4	32.6	30.7	31.4	
yes	49.2	47.9	49.0	48.5	48.7	
YES!	15.4	12.8	12.7	15.6	14.0	
N of Valid	2084	2289	1907	1442	7722	
N of Miss	122	60	40	25	247	

Table 37: I have lots of chances to be part of class discussions or activities.

Response	6	8	10	12	Total	
NO!	1.3	2.6	2.2	2.5	2.1	
no	9.0	13.0	13.1	15.9	12.5	
yes	46.7	59.9	66.2	63.9	58.6	
YES!	43.0	24.5	18.4	17.7	26.8	
N of Valid	2145	2300	1915	1440	7800	
N of Miss	61	49	32	27	169	

Table 38: Now thinking back over the past year in school, how often did you: enjoy being in school?

Response	6	8	10	12	Total	
Never	2.8	6.8	8.2	8.3	6.4	
Seldom	8.8	13.1	14.8	18.7	13.4	
Sometimes	27.0	36.9	41.3	40.0	35.8	
Often	29.8	29.4	26.0	24.7	27.8	
Almost always	31.7	13.8	9.6	8.2	16.6	
N of Valid	2151	2326	1907	1441	7825	
N of Miss	55	23	40	26	144	

Table 39: Now thinking back over the past year in school, how often did you: hate being in school?






Response	6	8	10	12	Total	
Never	18.9	7.5	5.8	4.9	9.7	
Seldom	38.2	30.2	22.6	22.1	29.0	
Sometimes	26.8	34.8	40.0	38.3	34.5	
Often	10.6	16.4	21.5	22.8	17.2	
Almost always	5.5	11.1	10.1	11.9	9.5	
N of Valid	2128	2308	1903	1437	7776	
N of Miss	78	41	44	30	193	

Table 40: Now thinking back over the past year in school, how often did you: try to do your best work in school?






Response	6	8	10	12	Total	
Never	0.3	0.7	0.5	0.8	0.6	
Seldom	0.7	1.9	2.1	2.7	1.7	
Sometimes	4.2	10.4	16.6	18.9	11.8	
Often	21.5	35.3	38.9	40.6	33.4	
Almost always	73.3	51.7	41.9	37.0	52.5	
N of Valid	2121	2302	1884	1432	7739	
N of Miss	85	47	63	35	230	

Table 41: How often do you feel that the school work you are assigned is meaningful and important?






Response	6	8	10	12	Total	
Never	2.6	5.3	8.1	8.8	5.9	
Seldom	7.2	16.7	23.0	28.8	17.9	
Sometimes	21.1	33.3	36.8	36.0	31.3	
Often	34.8	29.6	22.5	20.8	27.7	
Almost always	34.2	15.0	9.6	5.7	17.2	
N of Valid	2133	2309	1894	1433	7769	
N of Miss	73	40	53	34	200	

Table 42: Putting them all together, what were your grades like last year?






Response	6	8	10	12	Total	
Mostly F's	0.8	0.6	0.8	0.5	0.7	
Mostly D's	2.1	3.3	4.1	2.9	3.1	
Mostly C's	8.4	12.5	19.2	17.8	14.1	
Mostly B's	34.1	37.1	38.2	41.5	37.4	
Mostly A's	54.7	46.5	37.6	37.2	44.7	
N of Valid	1976	2217	1860	1413	7466	
N of Miss	230	132	87	54	503	

Table 43: How important do you think the things you are learning in school are going to be for your later life?






Response	6	8	10	12	Total	
Very important	50.0	27.5	16.0	11.6	28.0	
Quite important	27.3	27.7	22.6	17.9	24.5	
Fairly important	16.4	27.3	31.6	31.7	26.1	
Slightly important	5.1	13.6	24.0	31.5	17.1	
Not at all important	1.2	3.9	5.8	7.3	4.3	
N of Valid	2164	2326	1902	1434	7826	
N of Miss	42	23	45	33	143	

Table 44: Do your parents care about your skipping or cutting school?



Response	6	8	10	12	Total	
Yes	96.4	97.5	96.2	90.0	95.5	
No	3.6	2.5	3.8	10.0	4.5	
N of Valid	2145	2308	1894	1434	7781	
N of Miss	61	41	53	33	188	

Table 45: During the LAST FOUR WEEKS how many whole days of school have you missed because you skipped or 'cut'?








Response	6	8	10	12	Total	
None	74.8	81.4	76.2	60.9	74.6	
1	10.1	7.1	8.9	13.6	9.6	
2	6.0	4.1	5.1	8.0	5.6	
3	4.1	3.5	3.9	6.8	4.4	
4-5	3.2	2.5	3.6	6.4	3.7	
6-10	1.3	1.0	1.5	3.7	1.7	
11 or more	0.3	0.3	0.7	0.6	0.5	
N of Valid	2139	2314	1902	1431	7786	
N of Miss	67	35	45	36	183	

Table 46: What are the chances you would be seen as cool if you: smoked cigarettes?






Response	6	8	10	12	Total	
No or very little chance	92.1	80.4	76.8	70.7	80.9	
Little chance	4.9	10.1	13.4	15.3	10.4	
Some chance	1.6	6.1	5.9	8.8	5.3	
Pretty good chance	0.8	2.1	2.7	2.7	2.0	
Very good chance	0.6	1.3	1.3	2.4	1.3	
N of Valid	2122	2287	1894	1432	7735	
N of Miss	84	62	53	35	234	

Table 47: What are the chances you would be seen as cool if you: worked hard at school?






Response	6	8	10	12	Total	
No or very little chance	4.9	9.0	10.5	9.7	8.3	
Little chance	5.1	13.1	13.7	15.8	11.5	
Some chance	15.4	23.3	27.7	29.1	23.3	
Pretty good chance	29.8	31.1	28.3	27.2	29.3	
Very good chance	44.8	23.5	19.8	18.3	27.5	
N of Valid	2134	2291	1886	1428	7739	
N of Miss	72	58	61	39	230	

Table 48: What are the chances you would be seen as cool if you: began drinking alcoholic beverages regularly, that is, at least once or twice a month?


Response	6	8	10	12	Total	
No or very little chance	90.0	74.4	58.3	46.6	69.6	
Little chance	5.7	13.1	15.1	16.1	12.1	
Some chance	2.2	6.7	13.8	16.2	8.9	
Pretty good chance	1.5	3.8	9.5	14.2	6.5	
Very good chance	0.7	2.0	3.4	6.8	2.9	
N of Valid	2122	2290	1890	1432	7734	
N of Miss	84	59	57	35	235	

Table 49: What are the chances you would be seen as cool if you: defended someone who was being bullied?

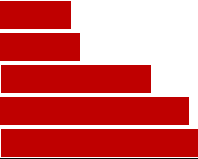
Response	6	8	10	12	Total	
No or very little chance	7.1	8.5	10.9	10.4	9.1	
Little chance	7.0	11.0	13.0	11.8	10.5	
Some chance	13.8	24.6	26.2	24.8	22.1	
Pretty good chance	28.8	28.4	26.4	30.6	28.4	
Very good chance	43.2	27.5	23.6	22.3	29.9	
N of Valid	2126	2289	1888	1429	7732	
N of Miss	80	60	59	38	237	

Table 50: What are the chances you would be seen as cool if you: smoked marijuana?


Response	6	8	10	12	Total	
No or very little chance	92.6	71.8	56.2	44.9	68.7	
Little chance	3.6	9.5	12.1	14.1	9.4	
Some chance	1.7	7.8	12.8	14.7	8.6	
Pretty good chance	1.4	5.1	9.3	14.5	6.8	
Very good chance	0.7	5.8	9.6	11.8	6.4	
N of Valid	2120	2291	1889	1431	7731	
N of Miss	86	58	58	36	238	

Table 51: What are the chances you would be seen as cool if you: carried a handgun?






Response	6	8	10	12	Total	
No or very little chance	87.2	79.5	77.5	75.3	80.4	
Little chance	7.3	9.6	10.5	11.9	9.6	
Some chance	2.6	5.3	5.9	7.3	5.1	
Pretty good chance	1.0	2.8	3.2	3.1	2.5	
Very good chance	1.9	2.8	2.9	2.4	2.5	
N of Valid	2115	2271	1877	1429	7692	
N of Miss	91	78	70	38	277	

Table 52: What are the chances you would be seen as cool if you: used e-cigarettes, e-cigars or e-hookahs?






Response	6	8	10	12	Total	
No or very little chance	93.4	79.0	69.1	61.8	77.3	
Little chance	3.7	9.0	11.5	13.6	9.0	
Some chance	1.4	6.0	9.3	13.5	6.9	
Pretty good chance	1.0	3.6	5.8	6.2	3.9	
Very good chance	0.5	2.4	4.3	4.8	2.8	
N of Valid	2106	2285	1888	1425	7704	
N of Miss	100	64	59	42	265	

Table 53: What are the chances you would be seen as cool if you: bullied someone or cyber bullied someone?






Response	6	8	10	12	Total	
No or very little chance	87.1	79.7	80.1	81.5	82.2	
Little chance	7.6	11.2	12.0	10.4	10.3	
Some chance	2.8	4.8	4.8	5.9	4.5	
Pretty good chance	0.9	2.6	2.0	1.3	1.7	
Very good chance	1.6	1.7	1.1	1.0	1.4	
N of Valid	2120	2291	1888	1429	7728	
N of Miss	86	58	59	38	241	

Table 54: Think of your four best friends (the friends you feel closest to). In the past year (12 months), how many of your best friends have: participated in clubs, organizations or activities at school?






Response	6	8	10	12	Total	
0	11.2	10.3	12.3	13.7	11.7	
1	12.2	8.5	11.6	11.6	10.9	
2	16.8	16.9	18.6	15.9	17.1	
3	16.8	16.7	15.3	14.6	16.0	
4	43.0	47.6	42.2	44.2	44.4	
N of Valid	2075	2270	1876	1418	7639	
N of Miss	131	79	71	49	330	

Table 55: Think of your four best friends (the friends you feel closest to). In the past year (12 months), how many of your best friends have: smoked cigarettes?






Response	6	8	10	12	Total	
0	96.6	85.8	76.7	62.7	82.2	
1	2.3	8.4	11.8	16.5	9.1	
2	0.6	2.6	6.6	9.8	4.4	
3	0.2	1.3	1.9	5.1	1.9	
4	0.3	1.9	3.1	5.9	2.5	
N of Valid	2094	2268	1876	1414	7652	
N of Miss	112	81	71	53	317	

Table 56: Think of your four best friends (the friends you feel closest to). In the past year (12 months), how many of your best friends have: tried beer, wine or hard liquor (for example, vodka, whiskey, or gin) when their parents didn't know about it?






Response	6	8	10	12	Total	
0	92.7	74.0	52.3	35.6	66.7	
1	4.7	11.0	14.8	14.3	10.8	
2	1.4	6.4	12.5	17.1	8.5	
3	0.7	3.1	7.3	10.6	4.8	
4	0.6	5.5	13.0	22.5	9.1	
N of Valid	2103	2276	1879	1417	7675	
N of Miss	103	73	68	50	294	

Table 57: Think of your four best friends (the friends you feel closest to). In the past year (12 months), how many of your best friends have: used e-cigarettes, e-cigars, or e-hookahs?






Response	6	8	10	12	Total	
0	98.1	88.4	74.3	63.0	82.9	
1	1.2	6.2	11.3	15.0	7.7	
2	0.2	2.2	7.2	10.2	4.4	
3	0.2	1.3	2.9	4.1	1.9	
4	0.2	1.9	4.3	7.7	3.1	
N of Valid	2092	2271	1877	1416	7656	
N of Miss	114	78	70	51	313	

Table 58: Think of your four best friends (the friends you feel closest to). In the past year (12 months), how many of your best friends have: used marijuana?






Response	6	8	10	12	Total	
0	97.3	80.7	61.3	46.2	74.1	
1	1.7	8.2	14.4	16.5	9.5	
2	0.4	4.3	9.3	12.2	5.9	
3	0.4	2.7	5.7	8.3	3.9	
4	0.2	4.0	9.2	16.8	6.6	
N of Valid	2083	2268	1862	1410	7623	
N of Miss	123	81	85	57	346	

Table 59: Think of your four best friends (the friends you feel closest to). In the past year (12 months), how many of your best friends have: used prescription drugs or non-prescription drugs for the purpose of getting high?






Response	6	8	10	12	Total	
0	97.4	89.3	82.1	76.7	87.4	
1	1.8	5.5	8.7	9.6	6.0	
2	0.5	2.5	4.5	6.6	3.2	
3	0.1	1.2	1.6	3.3	1.4	
4	0.2	1.5	3.1	3.8	2.0	
N of Valid	2092	2275	1870	1414	7651	
N of Miss	114	74	77	53	318	

Table 60: Think of your four best friends (the friends you feel closest to). In the past year (12 months), how many of your best friends have: used synthetic marijuana (K2, spice) or bath salts?






Response	6	8	10	12	Total	
0	98.6	94.9	91.6	92.1	94.6	
1	1.0	2.9	4.3	4.4	3.0	
2	0.2	1.0	1.9	1.7	1.1	
3	0.0	0.6	0.7	0.9	0.5	
4	0.1	0.6	1.4	1.0	0.7	
N of Valid	2069	2274	1868	1409	7620	
N of Miss	137	75	79	58	349	

Table 61: Think of your four best friends (the friends you feel closest to). In the past year (12 months), how many of your best friends have: used LSD, cocaine, amphetamines, or other illegal drugs?






Response	6	8	10	12	Total	
0	98.8	93.3	87.4	82.4	91.3	
1	0.8	3.6	6.7	8.3	4.5	
2	0.1	1.4	2.9	4.7	2.0	
3	0.1	0.7	1.3	1.9	0.9	
4	0.1	1.0	1.7	2.7	1.2	
N of Valid	2079	2273	1870	1411	7633	
N of Miss	127	76	77	56	336	

Table 62: Think of your four best friends (the friends you feel closest to). In the past year (12 months), how many of your best friends have: been bullied?






Response	6	8	10	12	Total	
0	43.1	48.3	56.0	67.8	52.4	
1	27.1	24.0	19.2	14.3	21.9	
2	16.0	13.3	12.2	9.3	13.0	
3	5.4	5.6	4.2	3.0	4.7	
4	8.5	8.8	8.3	5.6	8.0	
N of Valid	2069	2267	1869	1410	7615	
N of Miss	137	82	78	57	354	

Table 63: Think of your four best friends (the friends you feel closest to). In the past year (12 months), how many of your best friends have: been suspended from school?






Response	6	8	10	12	Total	
0	80.9	67.0	70.6	77.6	73.6	
1	13.2	17.3	14.5	12.9	14.7	
2	3.3	7.5	7.0	5.9	6.0	
3	1.5	3.4	3.5	1.4	2.6	
4	1.1	4.7	4.3	2.2	3.2	
N of Valid	2087	2273	1866	1413	7639	
N of Miss	119	76	81	54	330	

Table 64: Think of your four best friends (the friends you feel closest to). In the past year (12 months), how many of your best friends have: carried a handgun?






Response	6	8	10	12	Total	
0	97.4	94.3	93.1	91.8	94.4	
1	1.5	2.9	3.5	5.0	3.0	
2	0.7	1.2	1.6	1.6	1.2	
3	0.1	0.5	0.6	0.8	0.5	
4	0.3	1.1	1.3	0.8	0.9	
N of Valid	2089	2276	1865	1414	7644	
N of Miss	117	73	82	53	325	

Table 65: Think of your four best friends (the friends you feel closest to). In the past year (12 months), how many of your best friends have: sold illegal drugs?






Response	6	8	10	12	Total	
0	98.7	93.0	86.0	82.1	90.8	
1	1.0	3.9	7.4	9.4	5.0	
2	0.1	1.4	3.5	5.0	2.2	
3	0.0	0.6	1.3	1.6	0.8	
4	0.2	1.0	1.9	1.9	1.2	
N of Valid	2088	2263	1861	1407	7619	
N of Miss	118	86	86	60	350	

Table 66: Think of your four best friends (the friends you feel closest to). In the past year (12 months), how many of your best friends have: regularly attended religious services?






Response	6	8	10	12	Total	
0	34.5	26.6	24.7	29.1	28.7	
1	12.3	14.4	14.8	19.7	14.9	
2	14.8	17.6	20.8	20.9	18.3	
3	14.5	18.5	17.7	13.6	16.3	
4	23.9	22.9	22.0	16.8	21.8	
N of Valid	2004	2252	1860	1413	7529	
N of Miss	202	97	87	54	440	

Table 67: Think of your four best friends (the friends you feel closest to). In the past year (12 months), how many of your best friends have: stolen or tried to steal a motor vehicle such as a car or motorcycle?






Response	6	8	10	12	Total	
0	98.6	95.5	94.8	95.5	96.2	
1	0.8	2.8	2.7	2.3	2.1	
2	0.2	1.0	1.4	1.3	0.9	
3	0.2	0.2	0.4	0.4	0.3	
4	0.2	0.5	0.7	0.4	0.5	
N of Valid	2099	2277	1868	1409	7653	
N of Miss	107	72	79	58	316	

Table 68: Think of your four best friends (the friends you feel closest to). In the past year (12 months), how many of your best friends have: been arrested?






Response	6	8	10	12	Total	
0	98.1	90.9	87.3	86.7	91.2	
1	1.4	6.1	7.3	7.1	5.3	
2	0.2	1.3	2.8	4.0	1.9	
3	0.0	0.5	1.1	1.2	0.7	
4	0.1	1.1	1.4	0.9	0.9	
N of Valid	2085	2275	1862	1413	7635	
N of Miss	121	74	85	54	334	

Table 69: Think of your four best friends (the friends you feel closest to). In the past year (12 months), how many of your best friends have: dropped out of school?






Response	6	8	10	12	Total	
0	96.9	95.8	93.9	89.3	94.4	
1	1.9	2.5	3.9	7.6	3.6	
2	0.6	0.8	1.4	1.8	1.1	
3	0.2	0.4	0.4	0.9	0.4	
4	0.3	0.5	0.4	0.5	0.4	
N of Valid	2084	2276	1864	1407	7631	
N of Miss	122	73	83	60	338	

Table 70: Think of your four best friends (the friends you feel closest to). In the past year (12 months), how many of your best friends have: been members of a gang?






Response	6	8	10	12	Total	
0	95.9	89.9	91.6	93.7	92.7	
1	2.2	5.2	4.0	3.2	3.7	
2	1.0	1.8	1.6	1.4	1.4	
3	0.2	0.8	0.9	0.6	0.6	
4	0.8	2.3	2.0	1.1	1.6	
N of Valid	2080	2264	1861	1406	7611	
N of Miss	126	85	86	61	358	

Table 71: How old were you when you first: smoked marijuana?










Response	6	8	10	12	Total	
Never	99.2	92.4	81.1	64.5	86.4	
10 or younger	0.1	1.1	1.1	0.6	0.7	
11	0.6	1.1	1.2	0.9	1.0	
12	0.1	2.3	1.8	2.0	1.5	
13	0.0	2.8	3.5	4.4	2.5	
14	0.0	0.3	4.8	6.0	2.4	
15	0.0	0.0	5.3	7.2	2.6	
16	0.0	0.0	1.0	8.1	1.7	
17 or older	0.0	0.0	0.1	6.2	1.2	
N of Valid	2106	2256	1862	1405	7629	
N of Miss	100	93	85	62	340	

Table 72: How old were you when you first: smoked a cigarette, even just a puff?










Response	6	8	10	12	Total	
Never	97.2	88.7	83.1	70.3	86.3	
10 or younger	2.3	3.6	3.5	4.0	3.3	
11	0.4	2.3	1.1	1.5	1.3	
12	0.0	1.9	2.1	2.6	1.6	
13	0.0	2.9	2.4	3.0	2.0	
14	0.0	0.6	3.3	4.6	1.8	
15	0.0	0.0	4.1	4.5	1.8	
16	0.0	0.0	0.5	4.8	1.0	
17 or older	0.0	0.0	0.1	4.6	0.9	
N of Valid	2104	2262	1872	1412	7650	
N of Miss	102	87	75	55	319	

Table 73: How old were you when you first: had more than a sip or two of beer, wine or hard liquor (for example, vodka, whiskey, or gin)?










Response	6	8	10	12	Total	
Never	90.1	73.5	59.0	42.9	68.9	
10 or younger	7.1	9.1	6.4	5.4	7.2	
11	2.2	4.6	2.8	1.8	3.0	
12	0.6	5.3	3.6	3.7	3.3	
13	0.0	6.6	5.8	4.5	4.2	
14	0.0	1.0	9.8	7.5	4.1	
15	0.0	0.0	10.2	10.8	4.5	
16	0.0	0.0	2.2	13.0	2.9	
17 or older	0.0	0.0	0.1	10.5	2.0	
N of Valid	2110	2263	1873	1412	7658	
N of Miss	96	86	74	55	311	

Table 74: How old were you when you first: began drinking alcoholic beverages regularly, that is, at least once or twice a month?


Response	6	8	10	12	Total	
Never	99.2	96.0	88.5	74.5	91.1	
10 or younger	0.4	0.8	0.3	0.4	0.5	
11	0.3	0.5	0.2	0.4	0.4	
12	0.0	1.2	0.3	0.8	0.6	
13	0.0	1.2	2.0	1.5	1.1	
14	0.0	0.4	3.0	2.3	1.3	
15	0.0	0.0	4.8	4.5	2.0	
16	0.0	0.0	0.9	7.2	1.5	
17 or older	0.0	0.0	0.1	8.2	1.5	
N of Valid	2103	2264	1871	1412	7650	
N of Miss	103	85	76	55	319	

Table 75: How old were you when you first: used Daztrex?


Response	6	8	10	12	Total	
Never	100.0	100.0	100.0	100.0	100.0	
10 or younger	0.0	0.0	0.0	0.0	0.0	
11	0.0	0.0	0.0	0.0	0.0	
12	0.0	0.0	0.0	0.0	0.0	
13	0.0	0.0	0.0	0.0	0.0	
14	0.0	0.0	0.0	0.0	0.0	
15	0.0	0.0	0.0	0.0	0.0	
16	0.0	0.0	0.0	0.0	0.0	
17 or older	0.0	0.0	0.0	0.0	0.0	
N of Valid	2026	2245	1859	1408	7538	
N of Miss	180	104	88	59	431	

Table 76: How old were you when you first: got suspended from school?










Response	6	8	10	12	Total	
Never	92.2	84.2	80.2	81.6	84.9	
10 or younger	5.3	6.3	5.8	3.1	5.3	
11	2.1	2.9	2.4	1.5	2.3	
12	0.4	3.2	3.4	3.6	2.6	
13	0.0	2.9	2.5	3.3	2.1	
14	0.0	0.5	3.6	1.6	1.4	
15	0.0	0.0	1.7	2.3	0.9	
16	0.0	0.0	0.4	1.5	0.4	
17 or older	0.0	0.0	0.0	1.5	0.3	
N of Valid	2093	2260	1868	1408	7629	
N of Miss	113	89	79	59	340	

Table 77: How old were you when you first: got arrested?










Response	6	8	10	12	Total	
Never	99.8	97.3	96.5	96.1	97.6	
10 or younger	0.1	0.8	0.3	0.1	0.4	
11	0.1	0.5	0.4	0.1	0.3	
12	0.0	0.4	0.3	0.4	0.2	
13	0.0	0.7	0.5	0.3	0.4	
14	0.0	0.3	1.1	0.3	0.4	
15	0.0	0.0	0.7	0.7	0.3	
16	0.0	0.0	0.2	1.1	0.3	
17 or older	0.0	0.0	0.0	0.8	0.1	
N of Valid	2101	2264	1870	1410	7645	
N of Miss	105	85	77	57	324	

Table 78: How old were you when you first: carried a handgun?










Response	6	8	10	12	Total	
Never	97.2	95.7	94.7	94.3	95.6	
10 or younger	1.4	1.4	1.6	1.4	1.4	
11	1.2	0.4	0.4	0.5	0.6	
12	0.1	1.0	0.4	0.5	0.5	
13	0.0	1.3	0.7	0.4	0.6	
14	0.0	0.1	0.8	0.6	0.3	
15	0.0	0.1	1.1	0.7	0.4	
16	0.0	0.0	0.3	0.8	0.2	
17 or older	0.0	0.0	0.0	0.8	0.1	
N of Valid	2088	2259	1861	1408	7616	
N of Miss	118	90	86	59	353	

Table 79: How old were you when you first: used e-cigarettes, e-cigars, or e-hookahs?










Response	6	8	10	12	Total	
Never	99.1	92.9	85.5	77.0	89.9	
10 or younger	0.2	0.9	0.5	0.2	0.5	
11	0.5	1.1	0.4	0.5	0.7	
12	0.1	2.2	1.3	0.8	1.2	
13	0.0	2.2	3.1	1.8	1.7	
14	0.0	0.6	4.7	3.9	2.1	
15	0.0	0.0	3.9	5.7	2.0	
16	0.0	0.0	0.5	5.9	1.2	
17 or older	0.0	0.0	0.0	4.3	0.8	
N of Valid	2090	2264	1859	1409	7622	
N of Miss	116	85	88	58	347	

Table 80: How old were you when you first: belonged to a gang?










Response	6	8	10	12	Total	
Never	98.7	97.4	97.9	98.3	98.0	
10 or younger	0.8	0.5	0.3	0.4	0.5	
11	0.4	0.5	0.2	0.1	0.3	
12	0.2	0.6	0.3	0.1	0.3	
13	0.0	0.7	0.4	0.4	0.4	
14	0.0	0.3	0.5	0.1	0.2	
15	0.0	0.0	0.3	0.4	0.1	
16	0.0	0.0	0.1	0.1	0.1	
17 or older	0.0	0.0	0.0	0.1	0.0	
N of Valid	2092	2263	1870	1410	7635	
N of Miss	114	86	77	57	334	

Table 81: How old were you when you first: used prescription drugs not prescribed to you?










Response	6	8	10	12	Total	
Never	99.3	96.3	92.8	86.9	94.6	
10 or younger	0.4	1.1	0.5	0.5	0.7	
11	0.1	0.6	0.7	0.6	0.5	
12	0.1	0.7	0.7	0.3	0.5	
13	0.0	1.1	1.1	1.3	0.8	
14	0.0	0.1	1.7	1.9	0.8	
15	0.0	0.0	2.0	3.3	1.1	
16	0.0	0.0	0.5	3.0	0.7	
17 or older	0.0	0.0	0.0	2.2	0.4	
N of Valid	2101	2265	1874	1406	7646	
N of Miss	105	84	73	61	323	

Table 82: How wrong do you think it is for someone your age to: take a handgun to school?


Response	6	8	10	12	Total	
Very wrong	93.5	84.9	84.5	87.6	87.7	
Wrong	5.2	11.7	11.0	8.9	9.2	
A little bit wrong	1.0	3.0	3.6	2.3	2.5	
Not at all wrong	0.3	0.5	0.9	1.1	0.6	
N of Valid	2121	2298	1878	1417	7714	
N of Miss	85	51	69	50	255	

Table 83: How wrong do you think it is for someone your age to: steal anything?

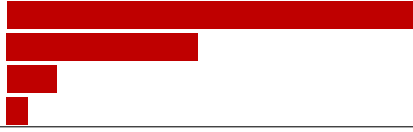
Response	6	8	10	12	Total	
Very wrong	76.3	58.4	57.9	65.4	64.5	
Wrong	21.0	32.8	34.2	28.1	29.0	
A little bit wrong	2.4	7.5	6.7	5.8	5.6	
Not at all wrong	0.3	1.3	1.2	0.8	0.9	
N of Valid	2117	2282	1875	1415	7689	
N of Miss	89	67	72	52	280	

Table 84: How wrong do you think it is for someone your age to: pick a fight with someone?

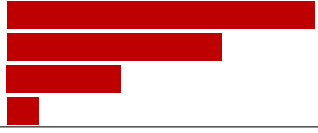
Response	6	8	10	12	Total	
Very wrong	63.6	42.0	40.7	45.1	48.2	
Wrong	27.1	34.7	36.4	34.1	32.9	
A little bit wrong	8.0	19.7	19.7	18.6	16.3	
Not at all wrong	1.3	3.6	3.2	2.2	2.6	
N of Valid	2101	2271	1864	1409	7645	
N of Miss	105	78	83	58	324	

Table 85: How wrong do you think it is for someone your age to: attack someone with the idea of seriously hurting them?

Response	6	8	10	12	Total	
Very wrong	91.8	79.8	75.8	76.6	81.5	
Wrong	6.2	15.5	18.4	18.3	14.2	
A little bit wrong	1.2	4.0	4.4	4.1	3.3	
Not at all wrong	0.7	0.8	1.4	1.1	1.0	
N of Valid	2113	2284	1868	1412	7677	
N of Miss	93	65	79	55	292	

Table 86: How wrong do you think it is for someone your age to: stay away from school all day when their parents think they are at school?

Response	6	8	10	12	Total	
Very wrong	87.1	66.2	52.8	45.2	64.8	
Wrong	11.2	25.7	30.7	31.7	24.0	
A little bit wrong	1.4	6.4	13.3	19.7	9.2	
Not at all wrong	0.3	1.8	3.2	3.5	2.0	
N of Valid	2098	2284	1869	1414	7665	
N of Miss	108	65	78	53	304	

Table 87: How wrong do you think it is for someone your age to: drink beer, wine or hard liquor (for example, vodka, whiskey, or gin) regularly?

Response	6	8	10	12	Total	
Very wrong	94.0	73.6	52.4	43.0	68.4	
Wrong	4.5	17.5	25.1	24.9	17.1	
A little bit wrong	1.2	6.5	16.5	23.0	10.5	
Not at all wrong	0.3	2.4	6.0	9.1	3.9	
N of Valid	2105	2286	1870	1411	7672	
N of Miss	101	63	77	56	297	

Table 88: How wrong do you think it is for someone your age to: smoke cigarettes?





Response	6	8	10	12	Total	
Very wrong	95.0	80.8	67.5	59.2	77.4	
Wrong	4.1	13.8	20.5	20.6	14.0	
A little bit wrong	0.5	3.8	8.8	11.3	5.5	
Not at all wrong	0.4	1.7	3.2	8.9	3.0	
N of Valid	2098	2281	1871	1411	7661	
N of Miss	108	68	76	56	308	

Table 89: How wrong do you think it is for someone your age to: smoke marijuana?





Response	6	8	10	12	Total	
Very wrong	96.3	77.5	55.1	45.0	71.2	
Wrong	2.4	11.4	18.4	18.0	11.9	
A little bit wrong	0.7	6.5	14.2	17.8	8.9	
Not at all wrong	0.7	4.6	12.3	19.2	8.1	
N of Valid	2079	2279	1869	1406	7633	
N of Miss	127	70	78	61	336	

Table 90: How wrong do you think it is for someone your age to: use prescription drugs or non-prescription drugs for the purpose of getting high?





Response	6	8	10	12	Total	
Very wrong	97.0	86.6	76.8	73.7	84.7	
Wrong	2.5	9.9	16.6	18.0	11.0	
A little bit wrong	0.2	2.5	4.3	6.0	3.0	
Not at all wrong	0.3	0.9	2.3	2.3	1.3	
N of Valid	2095	2282	1867	1413	7657	
N of Miss	111	67	80	54	312	

Table 91: How wrong do you think it is for someone your age to: use synthetic marijuana (K2, spice) or bath salts?





Response	6	8	10	12	Total	
Very wrong	96.6	88.3	78.7	82.2	87.1	
Wrong	2.3	8.7	15.6	12.8	9.4	
A little bit wrong	0.5	2.0	3.4	3.8	2.3	
Not at all wrong	0.6	1.0	2.2	1.2	1.2	
N of Valid	2068	2279	1870	1411	7628	
N of Miss	138	70	77	56	341	

Table 92: How wrong do you think it is for someone your age to: use LSD, cocaine, amphetamines or another illegal drug?





Response	6	8	10	12	Total	
Very wrong	98.6	91.2	82.7	82.8	89.6	
Wrong	1.0	6.9	12.8	10.8	7.5	
A little bit wrong	0.2	1.2	2.6	3.8	1.8	
Not at all wrong	0.2	0.7	1.9	2.6	1.2	
N of Valid	2075	2278	1864	1411	7628	
N of Miss	131	71	83	56	341	

Table 93: How wrong do you think it is for someone your age to: use e-cigarettes, e-cigars or e-hookahs?





Response	6	8	10	12	Total	
Very wrong	94.9	79.6	62.0	53.2	74.5	
Wrong	3.5	11.8	17.7	15.1	11.6	
A little bit wrong	1.0	5.4	12.5	17.4	8.2	
Not at all wrong	0.5	3.3	7.8	14.3	5.7	
N of Valid	2063	2271	1868	1410	7612	
N of Miss	143	78	79	57	357	

Table 94: At school during the past 12 months, did you receive help from the resource teacher, speech therapist or other special education teacher?



Response	6	8	10	12	Total	
No	76.4	82.4	88.9	87.6	83.3	
Yes	23.6	17.6	11.1	12.4	16.7	
N of Valid	1827	2007	1641	1253	6728	
N of Miss	379	342	306	214	1241	

Table 95: How many times in the past year (12 months) have you: been suspended from school?









Response	6	8	10	12	Total	
Never	94.4	89.6	91.2	94.2	92.2	
1 to 2 times	4.9	7.9	6.9	4.5	6.2	
3 to 5 times	0.4	1.6	1.1	0.8	1.0	
6 to 9 times	0.1	0.4	0.2	0.2	0.2	
10 to 19 times	0.1	0.3	0.1	0.2	0.2	
20 to 29 times	0.0	0.1	0.1	0.0	0.1	
30 to 39 times	0.0	0.0	0.1	0.0	0.0	
40+ times	0.0	0.1	0.3	0.1	0.1	
N of Valid	2079	2277	1862	1410	7628	
N of Miss	127	72	85	57	341	

Table 96: How many times in the past year (12 months) have you: carried a handgun?









Response	6	8	10	12	Total	
Never	97.0	96.0	95.9	96.2	96.3	
1 to 2 times	1.6	2.3	2.0	1.9	2.0	
3 to 5 times	0.5	0.7	0.5	0.6	0.6	
6 to 9 times	0.2	0.2	0.6	0.6	0.4	
10 to 19 times	0.1	0.1	0.4	0.2	0.2	
20 to 29 times	0.1	0.1	0.2	0.1	0.1	
30 to 39 times	0.1	0.0	0.0	0.0	0.0	
40+ times	0.3	0.4	0.4	0.5	0.4	
N of Valid	2073	2264	1856	1405	7598	
N of Miss	133	85	91	62	371	

Table 97: How many times in the past year (12 months) have you: sold illegal drugs?


Response	6	8	10	12	Total	
Never	100.0	98.3	97.0	93.9	97.6	
1 to 2 times	0.0	0.8	1.4	2.6	1.1	
3 to 5 times	0.0	0.3	0.5	1.1	0.4	
6 to 9 times	0.0	0.2	0.4	0.4	0.2	
10 to 19 times	0.0	0.1	0.3	0.6	0.2	
20 to 29 times	0.0	0.0	0.2	0.4	0.1	
30 to 39 times	0.0	0.0	0.1	0.2	0.1	
40+ times	0.0	0.2	0.2	0.7	0.2	
N of Valid	2050	2248	1850	1399	7547	
N of Miss	156	101	97	68	422	

Table 98: How many times in the past year (12 months) have you: stolen or tried to steal a motor vehicle such as a car or motorcycle?


Response	6	8	10	12	Total	
Never	99.7	99.3	98.8	99.1	99.3	
1 to 2 times	0.2	0.3	0.8	0.4	0.4	
3 to 5 times	0.0	0.1	0.1	0.1	0.1	
6 to 9 times	0.0	0.0	0.1	0.1	0.1	
10 to 19 times	0.0	0.1	0.1	0.0	0.1	
20 to 29 times	0.0	0.0	0.0	0.1	0.0	
30 to 39 times	0.0	0.0	0.1	0.0	0.0	
40+ times	0.0	0.0	0.1	0.1	0.1	
N of Valid	2051	2251	1854	1399	7555	
N of Miss	155	98	93	68	414	

Table 99: How many times in the past year (12 months) have you: participated in clubs, organizations or activities at school?









Response	6	8	10	12	Total	
Never	29.5	28.2	33.7	31.9	30.6	
1 to 2 times	24.5	20.0	14.8	12.7	18.6	
3 to 5 times	17.2	15.1	12.6	10.2	14.2	
6 to 9 times	8.7	9.0	8.1	7.3	8.4	
10 to 19 times	6.5	7.0	7.4	9.5	7.4	
20 to 29 times	4.1	4.3	5.2	5.5	4.7	
30 to 39 times	1.5	2.5	1.8	2.5	2.1	
40+ times	7.9	14.0	16.4	20.5	14.1	
N of Valid	2050	2265	1850	1403	7568	
N of Miss	156	84	97	64	401	

Table 100: How many times in the past year (12 months) have you: been arrested?








Response	6	8	10	12	Total	
Never	99.7	98.1	97.9	97.6	98.4	
1 to 2 times	0.2	1.5	1.8	1.9	1.3	
3 to 5 times	0.0	0.1	0.1	0.4	0.1	
6 to 9 times	0.0	0.0	0.1	0.0	0.0	
10 to 19 times	0.0	0.1	0.1	0.0	0.1	
20 to 29 times	0.0	0.0	0.0	0.0	0.0	
30 to 39 times	0.0	0.0	0.0	0.1	0.0	
40+ times	0.0	0.0	0.1	0.1	0.1	
N of Valid	2044	2259	1850	1404	7557	
N of Miss	162	90	97	63	412	

Table 101: How many times in the past year (12 months) have you: attacked someone with the idea of seriously hurting them?









Response	6	8	10	12	Total	
Never	95.5	93.3	94.9	95.2	94.7	
1 to 2 times	3.2	4.9	3.3	3.1	3.7	
3 to 5 times	0.6	1.0	0.9	0.9	0.9	
6 to 9 times	0.3	0.4	0.3	0.3	0.3	
10 to 19 times	0.1	0.1	0.2	0.3	0.2	
20 to 29 times	0.0	0.1	0.1	0.0	0.1	
30 to 39 times	0.1	0.0	0.1	0.0	0.1	
40+ times	0.1	0.1	0.3	0.2	0.2	
N of Valid	2065	2261	1852	1400	7578	
N of Miss	141	88	95	67	391	

Table 102: How many times in the past year (12 months) have you: been drunk or high at school?









Response	6	8	10	12	Total	
Never	99.6	96.2	91.3	86.9	94.2	
1 to 2 times	0.3	2.2	4.5	4.7	2.7	
3 to 5 times	0.0	0.9	1.8	2.6	1.2	
6 to 9 times	0.0	0.2	0.9	1.1	0.5	
10 to 19 times	0.0	0.2	0.6	0.9	0.4	
20 to 29 times	0.0	0.0	0.3	0.7	0.2	
30 to 39 times	0.0	0.0	0.0	0.7	0.1	
40+ times	0.0	0.4	0.6	2.4	0.7	
N of Valid	2063	2266	1850	1399	7578	
N of Miss	143	83	97	68	391	

Table 103: How many times in the past year (12 months) have you: taken a handgun to school?








Response	6	8	10	12	Total	
Never	99.9	99.8	99.6	99.4	99.7	
1 to 2 times	0.0	0.1	0.2	0.4	0.2	
3 to 5 times	0.0	0.1	0.1	0.1	0.1	
6 to 9 times	0.0	0.0	0.1	0.0	0.0	
10 to 19 times	0.0	0.0	0.0	0.0	0.0	
20 to 29 times	0.0	0.0	0.0	0.0	0.0	
30 to 39 times	0.0	0.0	0.0	0.1	0.0	
40+ times	0.0	0.0	0.1	0.1	0.0	
N of Valid	2047	2264	1848	1396	7555	
N of Miss	159	85	99	71	414	

Table 104: Are you currently on probation, or assigned a probation officer with Juvenile Court?



Response	6	8	10	12	Total	
No	99.6	98.3	98.6	98.5	98.8	
Yes	0.4	1.7	1.4	1.5	1.2	
N of Valid	1765	1992	1630	1267	6654	
N of Miss	441	357	317	200	1315	

Table 105: Have you ever belonged to a gang?






Response	6	8	10	12	Total	
No	97.3	94.9	96.2	96.2	96.1	
No, but would like to	0.8	2.0	1.2	1.4	1.3	
Yes, in the past	1.2	2.1	1.7	1.8	1.7	
Yes, belong now	0.7	0.7	0.9	0.6	0.7	
Yes, but would like to get out	0.0	0.3	0.1	0.1	0.1	
N of Valid	2098	2278	1862	1406	7644	
N of Miss	108	71	85	61	325	

Table 106: If you have ever belonged to a gang, did that gang have a name?




Response	6	8	10	12	Total	
No	6.7	7.0	10.3	15.0	9.2	
Yes	1.9	3.0	2.8	2.3	2.5	
I have never belonged to a gang	91.4	90.0	86.9	82.7	88.3	
N of Valid	2070	2262	1838	1380	7550	
N of Miss	136	87	109	87	419	

Table 107: You are at a party at someone's house, and one of your friends offers you a drink containing alcohol. What would you say or do?





Response	6	8	10	12	Total	
Drink it	1.6	11.6	25.2	36.5	16.7	
Tell your friend, 'No thanks, I don't drink' and suggest that you and your friend go and do something else	50.6	45.8	35.2	25.2	40.7	
Just say, 'No thanks' and walk away	28.3	29.3	30.4	30.4	29.5	
Make up a good excuse, tell your friend you had something else to do, and leave	19.5	13.4	9.3	7.9	13.0	
N of Valid	2066	2259	1851	1388	7564	
N of Miss	140	90	96	79	405	

Table 108: How often do you attend religious services or activities?





Response	6	8	10	12	Total	
Never	21.4	18.0	17.9	24.6	20.1	
Rarely	21.5	22.9	22.8	25.4	23.0	
1-2 Times a Month	13.7	13.7	13.0	13.9	13.6	
About Once a Week or More	43.3	45.3	46.3	36.1	43.3	
N of Valid	2017	2255	1852	1395	7519	
N of Miss	189	94	95	72	450	

Table 109: I think sometimes it's okay to cheat at school.





Response	6	8	10	12	Total	
NO!	72.4	41.7	25.9	20.6	42.4	
no	24.0	41.7	44.3	40.8	37.3	
yes	3.1	15.2	25.8	33.7	17.9	
YES!	0.5	1.4	3.9	4.9	2.4	
N of Valid	2089	2271	1854	1393	7607	
N of Miss	117	78	93	74	362	

Table 110: It is important to think before you act.





Response	6	8	10	12	Total	
NO!	1.7	1.8	2.1	2.4	1.9	
no	1.7	3.5	2.6	2.4	2.6	
yes	24.8	40.3	42.1	40.6	36.6	
YES!	71.7	54.5	53.2	54.6	58.9	
N of Valid	2069	2258	1851	1391	7569	
N of Miss	137	91	96	76	400	

Table 111: Sometimes I think that life is not worth it.





Response	6	8	10	12	Total	
NO!	60.1	46.5	39.1	37.3	46.6	
no	21.4	25.2	28.3	31.3	26.1	
yes	13.5	19.5	22.5	22.7	19.2	
YES!	5.0	8.8	10.1	8.7	8.1	
N of Valid	2028	2228	1836	1394	7486	
N of Miss	178	121	111	73	483	

Table 112: At times I think I am no good at all.

Response	6	8	10	12	Total	
NO!	39.8	31.4	27.0	26.3	31.7	
no	27.2	28.2	27.1	29.0	27.8	
yes	25.1	29.3	33.9	32.9	29.9	
YES!	7.9	11.2	12.1	11.8	10.6	
N of Valid	2044	2231	1834	1388	7497	
N of Miss	162	118	113	79	472	

Table 113: All in all, I am inclined to think that I am a failure.

Response	6	8	10	12	Total	
NO!	56.4	43.0	36.5	37.2	43.9	
no	25.6	32.9	36.6	37.9	32.8	
yes	13.2	16.7	18.1	17.7	16.3	
YES!	4.9	7.4	8.8	7.2	7.0	
N of Valid	2015	2234	1834	1386	7469	
N of Miss	191	115	113	81	500	

Table 114: In the past year, have you felt depressed or sad MOST days, even if you felt okay sometimes?

Response	6	8	10	12	Total	
NO!	36.9	34.1	28.9	27.3	32.3	
no	26.3	27.1	28.7	30.1	27.8	
yes	25.3	24.8	26.3	27.2	25.7	
YES!	11.6	14.0	16.2	15.4	14.1	
N of Valid	2040	2250	1837	1387	7514	
N of Miss	166	99	110	80	455	

Table 115: It is all right to beat up people if they start the fight.





Response	6	8	10	12	Total	
NO!	59.7	36.5	27.7	29.7	39.4	
no	21.4	24.9	28.1	27.6	25.2	
yes	12.4	23.7	27.0	26.1	21.9	
YES!	6.5	15.0	17.2	16.5	13.5	
N of Valid	2039	2240	1837	1382	7498	
N of Miss	167	109	110	85	471	

Table 116: I think it is okay to take something without asking if you can get away with it.





Response	6	8	10	12	Total	
NO!	82.6	62.5	52.8	56.5	64.5	
no	15.7	32.2	41.2	38.8	31.1	
yes	1.2	4.1	4.7	4.1	3.5	
YES!	0.4	1.2	1.3	0.6	0.9	
N of Valid	2044	2252	1836	1385	7517	
N of Miss	162	97	111	82	452	

Table 117: Where do you get the most information about living a drug and alcohol free life? Parents/guardians





Response	6	8	10	12	Total	
All the time	55.8	52.1	50.6	45.8	51.6	
Most	19.6	21.6	23.1	21.5	21.4	
Some	11.9	13.3	15.0	16.9	14.0	
Very little	12.7	13.0	11.3	15.8	13.0	
N of Valid	1970	2208	1822	1378	7378	
N of Miss	236	141	125	89	591	

Table 118: Where do you get the most information about living a drug and alcohol free life? Friends

Response	6	8	10	12	Total	
All the time	20.5	14.6	13.4	12.1	15.4	
Most	14.4	16.3	17.9	18.4	16.6	
Some	22.7	27.5	30.7	30.8	27.7	
Very little	42.4	41.6	38.0	38.7	40.4	
N of Valid	1910	2172	1807	1372	7261	
N of Miss	296	177	140	95	708	

Table 119: Where do you get the most information about living a drug and alcohol free life? Family members

Response	6	8	10	12	Total	
All the time	46.5	40.1	35.9	28.4	38.6	
Most	22.2	22.9	24.0	23.5	23.1	
Some	14.7	18.3	21.8	25.3	19.5	
Very little	16.6	18.7	18.2	22.9	18.8	
N of Valid	1933	2183	1801	1365	7282	
N of Miss	273	166	146	102	687	

Table 120: Where do you get the most information about living a drug and alcohol free life? School

Response	6	8	10	12	Total	
All the time	61.0	50.0	42.4	34.9	48.2	
Most	18.4	23.6	22.4	22.7	21.8	
Some	7.9	15.6	20.5	25.4	16.6	
Very little	12.7	10.8	14.7	17.0	13.4	
N of Valid	1938	2198	1810	1372	7318	
N of Miss	268	151	137	95	651	

Table 121: Where do you get the most information about living a drug and alcohol free life? Internet





Response	6	8	10	12	Total	
All the time	17.8	15.7	14.9	14.2	15.8	
Most	14.1	16.9	16.2	13.9	15.4	
Some	24.9	28.6	28.5	28.0	27.5	
Very little	43.2	38.7	40.4	43.9	41.3	
N of Valid	1897	2168	1794	1369	7228	
N of Miss	309	181	153	98	741	

Table 122: Where do you get the most information about living a drug and alcohol free life? TV





Response	6	8	10	12	Total	
All the time	21.5	18.2	16.2	12.8	17.5	
Most	16.6	18.1	16.0	13.8	16.3	
Some	26.0	30.3	32.3	32.8	30.1	
Very little	36.0	33.4	35.6	40.6	36.0	
N of Valid	1914	2177	1800	1369	7260	
N of Miss	292	172	147	98	709	

Table 123: Where do you get the most information about living a drug and alcohol free life? Social media





Response	6	8	10	12	Total	
All the time	15.2	14.5	13.3	12.1	13.9	
Most	12.1	13.7	13.3	12.8	13.0	
Some	20.5	26.9	28.7	27.0	25.7	
Very little	52.2	44.9	44.7	48.1	47.4	
N of Valid	1850	2158	1795	1360	7163	
N of Miss	356	191	152	107	806	

Table 124: How much do you think people risk harming themselves (physically or in other ways) if they: smoked one or more packs of cigarettes per day?

Response	6	8	10	12	Total	
No risk	12.6	8.8	8.1	7.4	9.4	
Slight risk	4.7	8.2	7.4	8.0	7.0	
Moderate risk	14.8	18.3	18.1	17.6	17.2	
Great risk	67.9	64.7	66.4	67.0	66.4	
N of Valid	1994	2198	1815	1359	7366	
N of Miss	212	151	132	108	603	

Table 125: How much do you think people risk harming themselves (physically or in other ways) if they: try marijuana once or twice?

Response	6	8	10	12	Total	
No risk	14.5	20.1	34.3	45.3	26.8	
Slight risk	15.3	29.9	29.4	27.5	25.4	
Moderate risk	25.9	23.0	16.7	14.5	20.6	
Great risk	44.4	27.0	19.6	12.7	27.2	
N of Valid	1963	2187	1807	1361	7318	
N of Miss	243	162	140	106	651	

Table 126: How much do you think people risk harming themselves (physically or in other ways) if they: smoke marijuana once or twice a week?

Response	6	8	10	12	Total	
No risk	13.9	15.3	24.5	33.2	20.5	
Slight risk	6.0	16.2	21.6	23.2	16.1	
Moderate risk	17.5	25.8	23.7	22.6	22.5	
Great risk	62.6	42.6	30.2	20.9	40.9	
N of Valid	1945	2163	1790	1348	7246	
N of Miss	261	186	157	119	723	

Table 127: How much do you think people risk harming themselves (physically or in other ways) if they: take one or two drinks of an alcoholic beverage (beer, wine, liquor) nearly every day?

Response	6	8	10	12	Total	
No risk	13.7	10.9	12.6	10.9	12.1	
Slight risk	12.4	17.3	18.2	22.6	17.2	
Moderate risk	22.8	29.3	30.6	32.0	28.4	
Great risk	51.1	42.4	38.6	34.6	42.3	
N of Valid	1968	2188	1804	1360	7320	
N of Miss	238	161	143	107	649	

Table 128: How much do you think people risk harming themselves (physically or in other ways) if they: have five or more drinks of an alcoholic beverage once or twice a weekend?

Response	6	8	10	12	Total	
No risk	13.0	9.5	9.5	8.7	10.3	
Slight risk	6.5	9.5	12.3	16.5	10.7	
Moderate risk	20.0	27.8	29.9	32.5	27.1	
Great risk	60.6	53.2	48.2	42.4	51.9	
N of Valid	1976	2185	1807	1359	7327	
N of Miss	230	164	140	108	642	

Table 129: How much do you think people risk harming themselves (physically or in other ways) if they: use prescription drugs that are not prescribed to them?

Response	6	8	10	12	Total	
No risk	12.3	8.6	7.7	6.5	9.0	
Slight risk	3.4	6.6	7.7	9.1	6.5	
Moderate risk	12.2	20.2	21.8	22.4	18.8	
Great risk	72.2	64.7	62.8	62.0	65.7	
N of Valid	1964	2178	1799	1359	7300	
N of Miss	242	171	148	108	669	

Table 130: How much do you think people risk harming themselves (physically or in other ways) if they: use non-prescription drugs to get high?


Response	6	8	10	12	Total	
No risk	12.3	8.4	8.3	6.3	9.0	
Slight risk	1.7	5.8	6.6	7.6	5.2	
Moderate risk	10.8	20.2	22.7	22.9	18.8	
Great risk	75.2	65.6	62.4	63.3	67.0	
N of Valid	1965	2182	1800	1356	7303	
N of Miss	241	167	147	111	666	

Table 131: How much do you think people risk harming themselves (physically or in other ways) if they: use e-cigarettes, e-cigars, or e-hookahs?


Response	6	8	10	12	Total	
No risk	13.9	14.8	21.4	24.0	17.9	
Slight risk	9.2	21.4	27.5	32.9	21.8	
Moderate risk	19.9	23.8	23.6	21.6	22.3	
Great risk	56.9	40.0	27.5	21.5	38.0	
N of Valid	1955	2179	1798	1354	7286	
N of Miss	251	170	149	113	683	

Table 132: Have you ever used smokeless tobacco (chew, snuff, plug, dipping tobacco, or chewing tobacco)?


Response	6	8	10	12	Total	
Never	98.1	94.3	90.8	84.7	92.7	
Once or Twice	1.5	4.0	4.8	6.9	4.1	
Once in a while but not regularly	0.2	0.9	2.3	2.9	1.4	
Regularly in the past	0.0	0.4	0.9	2.6	0.8	
Regularly now	0.0	0.5	1.2	2.8	1.0	
N of Valid	2015	2197	1813	1369	7394	
N of Miss	191	152	134	98	575	

Table 133: How often have you used smokeless tobacco during the past 30 days?







Response	6	8	10	12	Total	
Not at all	99.5	97.5	96.1	91.3	96.6	
Once or twice	0.3	1.6	2.0	3.1	1.6	
Once or twice per week	0.0	0.2	0.6	1.7	0.5	
Three to five times per week	0.0	0.3	0.3	1.4	0.4	
About once a day	0.0	0.0	0.2	0.8	0.2	
More than once a day	0.0	0.3	0.7	1.7	0.6	
N of Valid	2006	2193	1808	1364	7371	
N of Miss	200	156	139	103	598	

Table 134: Have you ever smoked cigarettes?






Response	6	8	10	12	Total	
Never	97.5	89.4	83.7	73.3	87.2	
Once or Twice	2.0	7.8	10.2	13.4	7.9	
Once in a while but not regularly	0.2	1.5	3.7	6.2	2.5	
Regularly in the past	0.2	0.8	0.7	3.2	1.1	
Regularly now	0.1	0.5	1.7	4.0	1.4	
N of Valid	2008	2190	1808	1365	7371	
N of Miss	198	159	139	102	598	

Table 135: How frequently have you smoked cigarettes during the past 30 days?








Response	6	8	10	12	Total	
Not at all	99.8	97.9	95.5	89.8	96.3	
Less than one cigarette per day	0.1	1.3	2.4	6.1	2.1	
One to five cigarettes per day	0.0	0.4	1.5	2.4	1.0	
About one-half pack per day	0.1	0.2	0.3	1.2	0.4	
About one pack per day	0.0	0.1	0.2	0.1	0.1	
About one and one-half packs per day	0.0	0.0	0.0	0.4	0.1	
Two packs or more per day	0.0	0.1	0.1	0.0	0.0	
N of Valid	2001	2194	1809	1364	7368	
N of Miss	205	155	138	103	601	

Table 136: Which statement best describes rules about smoking inside your home or your family cars?






Response	6	8	10	12	Total	
Smoking is not allowed anywhere inside your home or cars	75.5	73.7	78.7	75.4	75.7	
Smoking is allowed in some places and at some times or in some cars	6.1	6.4	6.5	9.3	6.9	
Smoking is allowed anywhere inside the home or cars	1.7	2.0	2.3	1.8	2.0	
There are no rules about smoking inside the home or cars	1.9	2.9	2.6	4.4	2.8	
I don't know	14.8	15.0	9.9	9.1	12.6	
N of Valid	1971	2173	1805	1359	7308	
N of Miss	235	176	142	108	661	

Table 137: Have you ever used e-cigarettes, e-cigars, or e-hookahs?






Response	6	8	10	12	Total	
Never	98.6	90.3	81.4	69.7	86.5	
Once or Twice	1.1	6.2	10.3	15.7	7.6	
Once in a while but not regularly	0.1	2.3	5.3	7.1	3.3	
Regularly in the past	0.2	0.9	2.1	4.2	1.6	
Regularly now	0.1	0.3	0.9	3.2	0.9	
N of Valid	1973	2160	1803	1357	7293	
N of Miss	233	189	144	110	676	

Table 138: How frequently have you used e-cigarettes, e-cigars, or e-hookahs?








Response	6	8	10	12	Total	
Not at all	99.5	95.8	92.1	85.4	93.9	
Less than 10 puffs per day	0.3	3.2	5.3	9.1	4.0	
10 to 50 puffs per day	0.1	0.6	1.5	3.2	1.2	
About one-half cartomiser per day	0.0	0.2	0.4	0.7	0.3	
About one cartomiser per day	0.0	0.0	0.3	0.6	0.2	
About one and one-half cartomisers per day	0.0	0.0	0.1	0.2	0.1	
Two cartomisers or more per day	0.1	0.1	0.3	0.8	0.3	
N of Valid	1956	2159	1791	1349	7255	
N of Miss	250	190	156	118	714	

Table 139: During this school year, were you taught in any of your classes about the dangers of tobacco use?






Response	6	8	10	12	Total	
Never	21.3	30.3	45.5	49.7	35.2	
Rarely	13.2	19.0	18.1	19.5	17.3	
Sometimes	23.0	24.5	18.6	16.9	21.2	
Often	23.6	17.6	11.2	8.0	15.9	
Almost always	18.8	8.5	6.7	6.0	10.3	
N of Valid	1938	2142	1774	1339	7193	
N of Miss	268	207	173	128	776	

Table 140: During the past 12 months, have you participated in any community activities to discourage people your age from using cigarettes, chewing tobacco, snuff, dip or cigars, e-cigarettes, e-cigars, or e-hookahs?






Response	6	8	10	12	Total	
Never	64.0	67.9	77.7	79.8	71.5	
Rarely	14.8	15.2	11.4	10.7	13.3	
Sometimes	10.5	10.4	6.4	6.3	8.7	
Often	5.9	4.1	3.3	1.9	4.0	
Almost always	4.7	2.5	1.1	1.3	2.5	
N of Valid	1910	2130	1783	1342	7165	
N of Miss	296	219	164	125	804	

Table 141: Think back over the last two weeks. How many times have you had five or more alcoholic drinks in a row?


Response	6	8	10	12	Total	
None	99.0	95.1	89.3	82.2	92.3	
Once	0.6	2.3	4.5	6.2	3.1	
Twice	0.3	1.1	2.7	4.9	2.0	
3-5 times	0.2	0.7	2.5	4.2	1.6	
6-9 times	0.0	0.4	0.5	1.0	0.4	
10 or more times	0.0	0.5	0.5	1.6	0.6	
N of Valid	1950	2142	1785	1347	7224	
N of Miss	256	207	162	120	745	

Table 142: During the past 30 days, how many times did you ride in a car or other vehicle driven by someone who had been drinking alcohol or using drugs to get high?


Response	6	8	10	12	Total	
0 times	94.3	89.3	87.7	84.8	89.4	
1 time	3.5	5.0	5.5	5.7	4.8	
2 or 3 times	1.0	2.9	4.1	4.7	3.0	
4 or 5 times	0.4	1.0	1.0	1.7	1.0	
6 or more times	0.8	1.8	1.6	3.1	1.8	
N of Valid	1931	2134	1778	1340	7183	
N of Miss	275	215	169	127	786	

Table 143: During the past 30 days, how many times did you drive a car or other vehicle when you had been drinking alcohol or using drugs to get high?


Response	6	8	10	12	Total	
I did not drive a car in the past 30 days	59.3	63.4	49.2	28.3	52.0	
0 times	39.9	35.2	48.0	62.4	44.8	
1 time	0.7	0.5	1.1	3.4	1.3	
2 or 3 times	0.1	0.3	0.7	2.7	0.8	
4 or 5 times	0.0	0.3	0.5	0.8	0.4	
6 or more times	0.1	0.2	0.5	2.4	0.7	
N of Valid	1787	2062	1755	1329	6933	
N of Miss	419	287	192	138	1036	

Table 144: If you drank alcohol (not just a sip or taste) in the past year, how did you usually get it?













Response	6	8	10	12	Total	
I did not drink alcohol in the past year	96.3	89.0	73.5	58.2	81.3	
I bought it myself with a fake ID	0.0	0.0	0.1	0.7	0.2	
I bought it myself without a fake ID	0.0	0.0	0.2	0.8	0.2	
I got it from someone I know age 21 or older	0.4	1.8	6.5	15.8	5.2	
I got it from someone I know under age 21	0.1	1.3	3.9	5.5	2.4	
I got it from my brother or sister	0.1	0.6	1.0	1.7	0.8	
I got it from home with my parents' permission	0.7	2.1	4.4	5.4	2.9	
I got it from home without my parents' permission	0.3	1.7	2.8	1.7	1.6	
I got it from another relative	0.2	0.8	1.9	1.1	1.0	
A stranger bought it for me	0.0	0.0	0.6	0.8	0.3	
I took it from a store or shop	0.0	0.0	0.2	0.2	0.1	
Other	1.9	2.5	4.9	8.2	4.0	
N of Valid	1893	2091	1763	1319	7066	
N of Miss	313	258	184	148	903	

Table 145: If you drank alcohol (not just a sip or taste) in the past year, where did you usually drink it?











Response	6	8	10	12	Total	
I did not drink alcohol in the past year	97.7	89.0	74.0	58.6	81.9	
At my home	1.4	5.4	9.6	12.6	6.7	
At someone else's home	0.6	3.5	12.4	23.5	8.7	
At an open area like a park, beach, field, back road, woods, or a street corner	0.1	1.0	1.8	2.7	1.3	
At a sporting event or concert	0.0	0.2	0.3	0.8	0.3	
At a restaurant, bar, or a nightclub	0.1	0.3	0.6	0.6	0.4	
At an empty building or a construction site	0.0	0.1	0.2	0.2	0.1	
At a hotel/motel	0.0	0.1	0.2	0.5	0.2	
An a car	0.1	0.3	0.4	0.3	0.3	
At school	0.1	0.1	0.5	0.4	0.2	
N of Valid	1869	2080	1752	1311	7012	
N of Miss	337	269	195	156	957	

Table 146: How do you feel about someone your age having one or two drinks of an alcoholic beverage nearly every day?





Response	6	8	10	12	Total	
Neither approve nor disapprove	17.0	22.0	31.3	33.8	25.3	
Somewhat disapprove	4.7	13.9	19.3	23.4	14.6	
Strongly disapprove	64.8	52.4	39.6	34.9	49.1	
Don't know or can't say	13.5	11.8	9.8	7.9	11.0	
N of Valid	1839	2063	1752	1322	6976	
N of Miss	367	286	195	145	993	

Table 147: On how many occasions have you had alcoholic beverages (beer, wine or hard liquor) to drink in your lifetime - more than just a few sips?








Response	6	8	10	12	Total	
0	94.6	82.6	65.8	50.1	75.6	
1-2	3.9	8.9	12.0	11.4	8.8	
3-5	0.9	3.4	8.6	10.3	5.3	
6-9	0.3	2.2	4.9	6.1	3.1	
10-19	0.3	1.3	3.3	8.2	2.8	
20-39	0.0	0.6	2.3	5.3	1.7	
40	0.1	0.9	3.2	8.7	2.7	
N of Valid	1924	2118	1772	1346	7160	
N of Miss	282	231	175	121	809	

Table 148: On how many occasions have you drunk one of more drinks of an alcoholic beverage during the past 30 days?








Response	6	8	10	12	Total	
0	99.3	94.5	86.0	75.2	90.1	
1-2	0.6	4.0	8.8	12.3	5.8	
3-5	0.0	0.8	2.5	4.9	1.8	
6-9	0.1	0.4	1.6	4.0	1.3	
10-19	0.0	0.1	0.7	2.7	0.7	
20-39	0.0	0.1	0.0	0.4	0.1	
40	0.0	0.1	0.3	0.5	0.2	
N of Valid	1911	2109	1767	1337	7124	
N of Miss	295	240	180	130	845	

Table 149: On how many occasions have you used marijuana (grass, pot) or hashish (hash, hash oil) in your lifetime?

Response	6	8	10	12	Total	
0	99.4	92.5	82.9	67.9	87.3	
1-2	0.5	3.3	5.5	8.1	4.0	
3-5	0.1	1.4	2.4	4.1	1.8	
6-9	0.1	0.8	2.5	3.5	1.5	
10-19	0.0	0.7	1.5	3.4	1.2	
20-39	0.0	0.4	1.5	3.1	1.1	
40	0.0	1.0	3.7	10.0	3.1	
N of Valid	1906	2105	1761	1332	7104	
N of Miss	300	244	186	135	865	

Table 150: On how many occasions have you used marijuana (grass, pot) or hashish (hash, hash oil) during the past 30 days?

Response	6	8	10	12	Total	
0	99.9	96.6	91.5	83.4	93.7	
1-2	0.1	1.7	3.2	5.6	2.4	
3-5	0.1	0.7	1.4	2.4	1.0	
6-9	0.0	0.4	1.2	1.7	0.7	
10-19	0.0	0.2	1.1	2.5	0.8	
20-39	0.0	0.1	0.7	1.5	0.5	
40	0.0	0.3	0.9	2.9	0.9	
N of Valid	1905	2112	1762	1337	7116	
N of Miss	301	237	185	130	853	

Table 151: On how many occasions have you used LSD or other psychedelics in your lifetime?

Response	6	8	10	12	Total	
0	100.0	99.1	97.2	93.2	97.7	
1-2	0.0	0.5	2.0	3.9	1.4	
3-5	0.0	0.0	0.3	1.0	0.3	
6-9	0.0	0.1	0.3	0.7	0.2	
10-19	0.0	0.2	0.1	0.7	0.2	
20-39	0.0	0.0	0.0	0.3	0.1	
40	0.0	0.0	0.2	0.3	0.1	
N of Valid	1886	2107	1765	1341	7099	
N of Miss	320	242	182	126	870	

Table 152: On how many occasions have you used LSD or other psychedelics during the past 30 days?

Response	6	8	10	12	Total	
0	100.0	99.7	99.1	98.3	99.4	
1-2	0.0	0.1	0.6	1.0	0.4	
3-5	0.0	0.1	0.1	0.1	0.1	
6-9	0.0	0.0	0.1	0.3	0.1	
10-19	0.0	0.0	0.1	0.2	0.1	
20-39	0.0	0.0	0.0	0.1	0.0	
40	0.0	0.0	0.1	0.0	0.0	
N of Valid	1876	2102	1760	1342	7080	
N of Miss	330	247	187	125	889	

Table 153: On how many occasions have you used cocaine or crack in your lifetime?

Response	6	8	10	12	Total	
0	99.9	99.1	98.5	96.7	98.7	
1-2	0.1	0.5	1.1	2.4	0.9	
3-5	0.0	0.1	0.2	0.4	0.2	
6-9	0.0	0.1	0.2	0.2	0.1	
10-19	0.0	0.1	0.0	0.1	0.1	
20-39	0.0	0.0	0.1	0.2	0.1	
40	0.0	0.0	0.0	0.0	0.0	
N of Valid	1897	2107	1759	1344	7107	
N of Miss	309	242	188	123	862	

Table 154: On how many occasions have you used cocaine or crack during the past 30 days?

Response	6	8	10	12	Total	
0	100.0	99.6	99.7	99.1	99.6	
1-2	0.0	0.3	0.2	0.5	0.2	
3-5	0.0	0.1	0.0	0.2	0.1	
6-9	0.0	0.0	0.1	0.1	0.1	
10-19	0.0	0.0	0.1	0.0	0.0	
20-39	0.0	0.0	0.0	0.0	0.0	
40	0.0	0.0	0.0	0.0	0.0	
N of Valid	1891	2101	1758	1341	7091	
N of Miss	315	248	189	126	878	

Table 155: On how many occasions have you sniffed glue, breathed the contents of an aerosol spray can, or inhaled other gases or sprays, in order to get high in your lifetime?








Response	6	8	10	12	Total	
0	98.6	95.7	96.6	96.9	96.9	
1-2	1.1	2.6	2.0	1.8	1.9	
3-5	0.3	0.9	0.7	0.4	0.6	
6-9	0.0	0.4	0.1	0.6	0.3	
10-19	0.1	0.0	0.2	0.1	0.1	
20-39	0.0	0.1	0.1	0.1	0.1	
40	0.0	0.3	0.3	0.1	0.2	
N of Valid	1887	2100	1757	1337	7081	
N of Miss	319	249	190	130	888	

Table 156: On how many occasions have you sniffed glue, breathed the contents of an aerosol spray can, or inhaled other gases or sprays, in order to get high during the past 30 days?








Response	6	8	10	12	Total	
0	99.6	98.8	99.1	99.4	99.2	
1-2	0.3	1.0	0.5	0.3	0.6	
3-5	0.1	0.1	0.1	0.1	0.1	
6-9	0.0	0.1	0.1	0.1	0.1	
10-19	0.0	0.0	0.1	0.1	0.0	
20-39	0.0	0.0	0.1	0.0	0.0	
40	0.0	0.1	0.1	0.0	0.0	
N of Valid	1889	2092	1759	1335	7075	
N of Miss	317	257	188	132	894	

Table 157: On how many occasions have you used Daztrex in your lifetime?


Response	6	8	10	12	Total	
0	100.0	100.0	100.0	100.0	100.0	
1-2	0.0	0.0	0.0	0.0	0.0	
3-5	0.0	0.0	0.0	0.0	0.0	
6-9	0.0	0.0	0.0	0.0	0.0	
10-19	0.0	0.0	0.0	0.0	0.0	
20-39	0.0	0.0	0.0	0.0	0.0	
40	0.0	0.0	0.0	0.0	0.0	
N of Valid	1854	2082	1752	1338	7026	
N of Miss	352	267	195	129	943	

Table 158: On how many occasions have you used Daztrex during the past 30 days?


Response	6	8	10	12	Total	
0	100.0	100.0	100.0	100.0	100.0	
1-2	0.0	0.0	0.0	0.0	0.0	
3-5	0.0	0.0	0.0	0.0	0.0	
6-9	0.0	0.0	0.0	0.0	0.0	
10-19	0.0	0.0	0.0	0.0	0.0	
20-39	0.0	0.0	0.0	0.0	0.0	
40	0.0	0.0	0.0	0.0	0.0	
N of Valid	1848	2082	1747	1340	7017	
N of Miss	358	267	200	127	952	

Table 159: On how many occasions have you used synthetic marijuana (K2, spice) in your lifetime?








Response	6	8	10	12	Total	
0	99.9	98.6	98.0	97.4	98.6	
1-2	0.1	0.8	1.3	1.3	0.8	
3-5	0.0	0.3	0.4	0.4	0.3	
6-9	0.0	0.1	0.1	0.3	0.1	
10-19	0.0	0.2	0.1	0.2	0.1	
20-39	0.0	0.0	0.1	0.1	0.0	
40	0.0	0.0	0.1	0.2	0.1	
N of Valid	1876	2087	1750	1340	7053	
N of Miss	330	262	197	127	916	

Table 160: On how many occasions have you used synthetic marijuana (K2, spice) during the past 30 days?







Response	6	8	10	12	Total	
0	99.9	99.1	99.2	99.2	99.4	
1-2	0.1	0.8	0.5	0.5	0.5	
3-5	0.0	0.1	0.1	0.3	0.1	
6-9	0.0	0.0	0.2	0.0	0.0	
10-19	0.0	0.0	0.1	0.0	0.0	
20-39	0.0	0.0	0.0	0.0	0.0	
40	0.0	0.0	0.0	0.0	0.0	
N of Valid	1870	2085	1751	1334	7040	
N of Miss	336	264	196	133	929	

Table 161: On how many occasions have you used methamphetamines (meth, speed, crank, crystal meth) in your lifetime?








Response	6	8	10	12	Total	
0	99.9	99.0	99.1	98.1	99.1	
1-2	0.1	0.5	0.7	1.2	0.6	
3-5	0.0	0.2	0.1	0.3	0.1	
6-9	0.0	0.0	0.1	0.2	0.1	
10-19	0.0	0.0	0.0	0.1	0.0	
20-39	0.0	0.0	0.0	0.0	0.0	
40	0.0	0.0	0.1	0.1	0.0	
N of Valid	1861	2075	1752	1336	7024	
N of Miss	345	274	195	131	945	

Table 162: On how many occasions have you used methamphetamines (meth, speed, crank, crystal meth) in the past 30 days?







Response	6	8	10	12	Total	
0	100.0	99.5	99.8	99.6	99.7	
1-2	0.0	0.4	0.1	0.4	0.2	
3-5	0.0	0.0	0.1	0.0	0.0	
6-9	0.0	0.0	0.0	0.0	0.0	
10-19	0.0	0.0	0.0	0.0	0.0	
20-39	0.0	0.0	0.1	0.0	0.0	
40	0.0	0.0	0.0	0.0	0.0	
N of Valid	1862	2075	1746	1336	7019	
N of Miss	344	274	201	131	950	

Table 163: On how many occasions have you used other chemical products (bath salts, plant food, etc.) in your lifetime?








Response	6	8	10	12	Total	
0	97.7	97.8	99.1	98.7	98.3	
1-2	1.4	1.3	0.4	0.9	1.0	
3-5	0.6	0.3	0.1	0.1	0.3	
6-9	0.2	0.1	0.2	0.1	0.1	
10-19	0.1	0.2	0.0	0.0	0.1	
20-39	0.1	0.1	0.1	0.1	0.1	
40	0.1	0.1	0.1	0.2	0.1	
N of Valid	1850	2082	1752	1333	7017	
N of Miss	356	267	195	134	952	

Table 164: On how many occasions have you used other chemical products (bath salts, plant food, etc.) during the past 30 days?






Response	6	8	10	12	Total	
0	99.0	98.9	99.7	99.5	99.2	
1-2	0.8	0.7	0.2	0.3	0.5	
3-5	0.2	0.2	0.1	0.1	0.1	
6-9	0.1	0.1	0.0	0.1	0.1	
10-19	0.0	0.0	0.0	0.0	0.0	
20-39	0.0	0.0	0.0	0.0	0.0	
40	0.0	0.0	0.0	0.0	0.0	
N of Valid	1851	2080	1751	1330	7012	
N of Miss	355	269	196	137	957	

Table 165: On how many occasions have you used heroin or other opiates in your lifetime?








Response	6	8	10	12	Total	
0	100.0	99.3	99.5	98.3	99.4	
1-2	0.0	0.4	0.2	0.7	0.3	
3-5	0.0	0.0	0.1	0.5	0.1	
6-9	0.0	0.1	0.0	0.2	0.1	
10-19	0.0	0.1	0.2	0.0	0.1	
20-39	0.0	0.0	0.0	0.1	0.0	
40	0.0	0.0	0.1	0.2	0.1	
N of Valid	1859	2083	1743	1332	7017	
N of Miss	347	266	204	135	952	

Table 166: On how many occasions have you used heroin or other opiates during the past 30 days?


Response	6	8	10	12	Total	
0	100.0	99.8	99.8	99.4	99.8	
1-2	0.0	0.2	0.1	0.5	0.2	
3-5	0.0	0.0	0.1	0.0	0.0	
6-9	0.0	0.0	0.0	0.0	0.0	
10-19	0.0	0.0	0.0	0.1	0.0	
20-39	0.0	0.0	0.0	0.0	0.0	
40	0.0	0.0	0.1	0.0	0.0	
N of Valid	1854	2076	1742	1331	7003	
N of Miss	352	273	205	136	966	

Table 167: On how many occasions have you used MDMA ('X', 'E', or ecstasy) in your lifetime?


Response	6	8	10	12	Total	
0	100.0	99.7	98.6	96.9	99.0	
1-2	0.0	0.1	0.8	1.8	0.6	
3-5	0.0	0.1	0.3	0.5	0.2	
6-9	0.0	0.0	0.1	0.4	0.1	
10-19	0.0	0.0	0.1	0.2	0.1	
20-39	0.0	0.0	0.1	0.2	0.1	
40	0.0	0.0	0.1	0.1	0.0	
N of Valid	1842	2072	1743	1332	6989	
N of Miss	364	277	204	135	980	

Table 168: On how many occasions have you used MDMA ('X', 'E', or ecstasy) during the past 30 days?


Response	6	8	10	12	Total	
0	100.0	99.8	99.7	98.9	99.6	
1-2	0.0	0.0	0.2	0.8	0.2	
3-5	0.0	0.2	0.1	0.2	0.1	
6-9	0.0	0.0	0.1	0.2	0.0	
10-19	0.0	0.0	0.0	0.0	0.0	
20-39	0.0	0.0	0.0	0.0	0.0	
40	0.0	0.0	0.0	0.0	0.0	
N of Valid	1826	2074	1742	1330	6972	
N of Miss	380	275	205	137	997	

Table 169: On how many occasions have you taken prescription drugs (such as Valium, Xanax, Ritalin, Adderall, OxyContin, Darvocet, or sleeping pills) not prescribed to you in your lifetime?








Response	6	8	10	12	Total	
0	98.4	96.6	93.8	86.8	94.5	
1-2	0.9	1.2	2.2	3.7	1.8	
3-5	0.1	0.8	1.4	3.5	1.3	
6-9	0.2	0.6	1.0	1.9	0.8	
10-19	0.2	0.3	0.4	1.9	0.6	
20-39	0.0	0.1	0.3	0.4	0.2	
40	0.2	0.4	0.7	2.0	0.7	
N of Valid	1853	2071	1738	1331	6993	
N of Miss	353	278	209	136	976	

Table 170: On how many occasions have you taken prescription drugs (such as Valium, Xanax, Ritalin, Adderall, OxyContin, Darvocet, or sleeping pills) not prescribed to you during the past 30 days?








Response	6	8	10	12	Total	
0	99.6	98.3	97.2	95.1	97.8	
1-2	0.2	0.9	1.6	2.7	1.2	
3-5	0.1	0.4	0.7	1.1	0.5	
6-9	0.1	0.2	0.4	0.4	0.3	
10-19	0.0	0.1	0.1	0.2	0.1	
20-39	0.0	0.0	0.0	0.4	0.1	
40	0.1	0.0	0.0	0.1	0.0	
N of Valid	1850	2064	1735	1329	6978	
N of Miss	356	285	212	138	991	

Table 171: On how many occasions have you taken non-prescription medicines such as diet pills (for example, Dietac, Dexatrim or Prolamine), stay-awake pills (for example No-Doz, Vivarin, or Wake), or cough or cold medicines (robos, DXM, etc.) to get high in your lifetime?








Response	6	8	10	12	Total	
0	99.6	98.1	97.8	94.5	97.7	
1-2	0.2	1.0	0.7	2.2	0.9	
3-5	0.1	0.2	0.4	1.0	0.4	
6-9	0.0	0.3	0.4	0.9	0.4	
10-19	0.1	0.2	0.5	0.7	0.3	
20-39	0.0	0.1	0.2	0.2	0.1	
40	0.1	0.0	0.1	0.5	0.2	
N of Valid	1852	2068	1740	1331	6991	
N of Miss	354	281	207	136	978	

Table 172: On how many occasions have you taken non-prescription medicines such as diet pills (for example, Dietac, Dexatrim or Prolamine), stay-awake pills (for example No-Doz, Vivarin, or Wake), or cough or cold medicines (robos, DXM, etc.) to get high during the past 30 days?







Response	6	8	10	12	Total	
0	99.6	99.4	99.0	98.4	99.2	
1-2	0.2	0.3	0.5	1.0	0.4	
3-5	0.1	0.1	0.3	0.3	0.2	
6-9	0.0	0.1	0.1	0.3	0.1	
10-19	0.1	0.0	0.1	0.0	0.1	
20-39	0.0	0.0	0.1	0.0	0.0	
40	0.0	0.0	0.0	0.0	0.0	
N of Valid	1848	2064	1734	1329	6975	
N of Miss	358	285	213	138	994	

Table 173: On how many occasions have you been drunk or very high from drinking alcoholic beverages during the past 30 days?








Response	6	8	10	12	Total	
0	99.5	97.5	92.9	85.2	94.6	
1-2	0.5	1.3	4.3	6.2	2.8	
3-5	0.1	0.7	1.3	4.5	1.4	
6-9	0.0	0.1	0.8	2.0	0.6	
10-19	0.0	0.1	0.5	1.1	0.4	
20-39	0.0	0.0	0.1	0.5	0.1	
40	0.0	0.1	0.2	0.5	0.2	
N of Valid	1851	2060	1726	1322	6959	
N of Miss	355	289	221	145	1010	

Table 174: On how many occasions have you drunk flavored alcoholic beverages, sometimes called 'alcopops' (like Mike's Hard Lemonade, Smirnoff Ice, Bacardi Breezers, etc.) in your lifetime?








Response	6	8	10	12	Total	
0	98.2	91.2	81.7	70.3	86.7	
1-2	1.1	5.1	6.4	7.9	4.9	
3-5	0.4	2.0	5.3	5.6	3.1	
6-9	0.1	0.8	2.8	5.6	2.0	
10-19	0.1	0.3	1.8	4.2	1.4	
20-39	0.1	0.2	0.8	2.6	0.8	
40	0.0	0.4	1.3	3.7	1.1	
N of Valid	1855	2066	1738	1331	6990	
N of Miss	351	283	209	136	979	

Table 175: On how many occasions have you drunk flavored alcoholic beverages, sometimes called 'alcopops' (like Mike's Hard Lemonade, Smirnoff Ice, Bacardi Breezers, etc.) during the past 30 days?








Response	6	8	10	12	Total	
0	99.4	96.7	91.8	86.9	94.3	
1-2	0.5	2.2	5.3	7.4	3.5	
3-5	0.0	0.6	1.5	3.3	1.2	
6-9	0.1	0.3	1.0	1.1	0.6	
10-19	0.0	0.1	0.3	0.8	0.3	
20-39	0.0	0.0	0.1	0.4	0.1	
40	0.0	0.0	0.0	0.1	0.0	
N of Valid	1861	2066	1737	1331	6995	
N of Miss	345	283	210	136	974	

Table 176: If you used prescription drugs or over the counter drugs without a doctor telling you to use it or for the purpose of getting high, where did you get these drugs? - Did not use



Response	6	8	10	12	Total	
No	19.8	16.7	16.0	20.4	18.1	
Yes	80.2	83.3	84.0	79.6	81.9	
N of Valid	2206	2349	1947	1467	7969	
N of Miss	0	0	0	0	0	

Table 177: If you used prescription drugs or over the counter drugs without a doctor telling you to use it or for the purpose of getting high, where did you get these drugs? - Bought or took from store or shop



Response	6	8	10	12	Total	
No	99.9	99.8	99.2	99.5	99.6	
Yes	0.1	0.2	0.8	0.5	0.4	
N of Valid	2206	2349	1947	1467	7969	
N of Miss	0	0	0	0	0	

Table 178: If you used prescription drugs or over the counter drugs without a doctor telling you to use it or for the purpose of getting high, where did you get these drugs? -
Got from parents with permission



Response	6	8	10	12	Total	
No	99.5	99.7	99.5	99.3	99.5	
Yes	0.5	0.3	0.5	0.7	0.5	
N of Valid	2206	2349	1947	1467	7969	
N of Miss	0	0	0	0	0	

Table 179: If you used prescription drugs or over the counter drugs without a doctor telling you to use it or for the purpose of getting high, where did you get these drugs? -
Got from home without permission



Response	6	8	10	12	Total	
No	99.8	99.4	98.9	98.4	99.2	
Yes	0.2	0.6	1.1	1.6	0.8	
N of Valid	2206	2349	1947	1467	7969	
N of Miss	0	0	0	0	0	

Table 180: If you used prescription drugs or over the counter drugs without a doctor telling you to use it or for the purpose of getting high, where did you get these drugs? -
Got from relative with permission



Response	6	8	10	12	Total	
No	99.9	99.7	99.7	99.2	99.6	
Yes	0.1	0.3	0.3	0.8	0.4	
N of Valid	2206	2349	1947	1467	7969	
N of Miss	0	0	0	0	0	

Table 181: If you used prescription drugs or over the counter drugs without a doctor telling you to use it or for the purpose of getting high, where did you get these drugs? -
Got from relative without permission



Response	6	8	10	12	Total	
No	99.8	99.9	99.5	99.5	99.7	
Yes	0.2	0.1	0.5	0.5	0.3	
N of Valid	2206	2349	1947	1467	7969	
N of Miss	0	0	0	0	0	

Table 182: If you used prescription drugs or over the counter drugs without a doctor telling you to use it or for the purpose of getting high, where did you get these drugs? -
Got from friend's home with permission



Response	6	8	10	12	Total	
No	99.9	99.8	99.5	99.3	99.7	
Yes	0.1	0.2	0.5	0.7	0.3	
N of Valid	2206	2349	1947	1467	7969	
N of Miss	0	0	0	0	0	

Table 183: If you used prescription drugs or over the counter drugs without a doctor telling you to use it or for the purpose of getting high, where did you get these drugs? -
Got from friend's home without permission



Response	6	8	10	12	Total	
No	99.9	99.8	99.6	99.6	99.7	
Yes	0.1	0.2	0.4	0.4	0.3	
N of Valid	2206	2349	1947	1467	7969	
N of Miss	0	0	0	0	0	

Table 184: If you used prescription drugs or over the counter drugs without a doctor telling you to use it or for the purpose of getting high, where did you get these drugs? -
Got from friend at school



Response	6	8	10	12	Total	
No	100.0	99.7	99.3	98.0	99.3	
Yes	0.0	0.3	0.7	2.0	0.7	
N of Valid	2206	2349	1947	1467	7969	
N of Miss	0	0	0	0	0	

Table 185: If you used prescription drugs or over the counter drugs without a doctor telling you to use it or for the purpose of getting high, where did you get these drugs? -
Got from friend at party



Response	6	8	10	12	Total	
No	99.9	99.8	99.3	98.9	99.5	
Yes	0.1	0.2	0.7	1.1	0.5	
N of Valid	2206	2349	1947	1467	7969	
N of Miss	0	0	0	0	0	

Table 186: If you used prescription drugs or over the counter drugs without a doctor telling you to use it or for the purpose of getting high, where did you get these drugs? -
Got from friend, elsewhere



Response	6	8	10	12	Total	
No	100.0	99.3	98.7	96.6	98.9	
Yes	0.0	0.7	1.3	3.4	1.1	
N of Valid	2206	2349	1947	1467	7969	
N of Miss	0	0	0	0	0	

Table 187: If you used prescription drugs or over the counter drugs without a doctor telling you to use it or for the purpose of getting high, where did you get these drugs? -
Got from internet sale



Response	6	8	10	12	Total	
No	99.9	99.9	99.8	99.7	99.8	
Yes	0.1	0.1	0.2	0.3	0.2	
N of Valid	2206	2349	1947	1467	7969	
N of Miss	0	0	0	0	0	

Table 188: During the last month, about how many marijuana cigarettes, or the equivalent, did you smoke a day, on the average?








Response	6	8	10	12	Total	
None	99.6	96.1	92.6	86.5	94.3	
Less than 1 a day	0.3	1.6	3.4	6.7	2.7	
1 a day	0.1	0.8	1.7	1.8	1.0	
2-3 a day	0.1	0.7	1.4	2.7	1.1	
4-6 a day	0.0	0.4	0.5	1.1	0.5	
7-10 a day	0.0	0.1	0.1	0.5	0.2	
11 or more a day	0.0	0.2	0.4	0.7	0.3	
N of Valid	1805	2024	1721	1308	6858	
N of Miss	401	325	226	159	1111	

Table 189: How wrong do your friends feel it would be for YOU to: have one or two drinks of an alcoholic beverage nearly every day?





Response	6	8	10	12	Total	
Very wrong	88.1	68.0	52.4	42.9	64.5	
Wrong	8.0	19.0	24.5	24.6	18.5	
A little bit wrong	2.5	9.0	13.9	17.3	10.1	
Not at all wrong	1.4	4.1	9.1	15.2	6.8	
N of Valid	1796	2025	1716	1306	6843	
N of Miss	410	324	231	161	1126	

Table 190: How wrong do your friends feel it would be for YOU to: smoke tobacco?





Response	6	8	10	12	Total	
Very wrong	92.3	74.8	63.6	52.8	72.4	
Wrong	5.6	16.5	21.2	21.1	15.7	
A little bit wrong	1.4	6.0	8.4	13.5	6.8	
Not at all wrong	0.7	2.6	6.8	12.6	5.1	
N of Valid	1781	2019	1711	1299	6810	
N of Miss	425	330	236	168	1159	

Table 191: How wrong do your friends feel it would be for YOU to: smoke marijuana?





Response	6	8	10	12	Total	
Very wrong	94.5	72.1	50.8	38.4	66.2	
Wrong	3.4	12.1	16.8	15.8	11.7	
A little bit wrong	1.4	9.1	15.8	19.3	10.7	
Not at all wrong	0.7	6.7	16.6	26.5	11.4	
N of Valid	1776	2018	1704	1298	6796	
N of Miss	430	331	243	169	1173	

Table 192: How wrong do your friends feel it would be for YOU to: use prescription drugs not prescribed to you?





Response	6	8	10	12	Total	
Very wrong	92.3	79.4	68.9	64.1	77.2	
Wrong	5.6	14.2	19.7	19.8	14.4	
A little bit wrong	1.1	4.1	6.8	9.6	5.0	
Not at all wrong	1.0	2.3	4.6	6.6	3.3	
N of Valid	1773	2013	1703	1297	6786	
N of Miss	433	336	244	170	1183	

Table 193: How wrong would most adults (over 21) in your neighborhood think it is for kids your age: to use marijuana?





Response	6	8	10	12	Total	
Very wrong	93.1	77.5	68.6	57.3	75.4	
Wrong	4.5	15.3	18.2	21.9	14.5	
A little bit wrong	1.8	4.9	8.1	11.9	6.2	
Not at all wrong	0.6	2.3	5.2	8.9	3.8	
N of Valid	1764	2003	1706	1298	6771	
N of Miss	442	346	241	169	1198	

Table 194: How wrong would most adults (over 21) in your neighborhood think it is for kids your age: to drink alcohol?





Response	6	8	10	12	Total	
Very wrong	88.4	71.9	62.3	52.1	70.0	
Wrong	7.3	18.3	22.6	25.8	18.0	
A little bit wrong	3.0	6.6	9.9	14.0	7.9	
Not at all wrong	1.2	3.2	5.2	8.1	4.1	
N of Valid	1757	1999	1707	1297	6760	
N of Miss	449	350	240	170	1209	

Table 195: How wrong would most adults (over 21) in your neighborhood think it is for kids your age: to smoke cigarettes?





Response	6	8	10	12	Total	
Very wrong	90.7	75.9	69.5	58.7	74.8	
Wrong	5.4	16.4	19.5	23.8	15.8	
A little bit wrong	2.4	4.7	6.6	10.5	5.7	
Not at all wrong	1.5	3.0	4.4	7.1	3.7	
N of Valid	1757	1991	1700	1299	6747	
N of Miss	449	358	247	168	1222	

Table 196: How much do each of the following statements describe your neighborhood? crime and/or drug selling





Response	6	8	10	12	Total	
NO!	86.1	73.5	68.8	64.9	73.9	
no	9.6	18.4	22.6	25.0	18.5	
yes	3.7	6.7	6.7	7.5	6.0	
YES!	0.6	1.4	1.9	2.6	1.6	
N of Valid	1741	1975	1698	1300	6714	
N of Miss	465	374	249	167	1255	

Table 197: How much do each of the following statements describe your neighborhood? fights





Response	6	8	10	12	Total	
NO!	75.7	68.1	66.7	66.8	69.5	
no	14.2	20.2	24.7	24.6	20.6	
yes	8.1	9.6	6.7	7.0	8.0	
YES!	2.0	2.1	1.8	1.6	1.9	
N of Valid	1738	1971	1689	1299	6697	
N of Miss	468	378	258	168	1272	

Table 198: How much do each of the following statements describe your neighborhood? lots of empty or abandoned buildings


Response	6	8	10	12	Total	
NO!	81.6	74.0	71.2	71.4	74.7	
no	14.1	20.8	24.1	24.8	20.7	
yes	3.4	4.2	3.4	2.6	3.5	
YES!	0.9	1.0	1.3	1.2	1.1	
N of Valid	1730	1970	1690	1293	6683	
N of Miss	476	379	257	174	1286	

Table 199: How much do each of the following statements describe your neighborhood? lots of graffiti


Response	6	8	10	12	Total	
NO!	86.5	76.7	74.1	73.8	78.0	
no	10.5	17.5	21.9	22.5	17.8	
yes	2.4	4.4	3.0	2.4	3.2	
YES!	0.6	1.4	1.1	1.3	1.1	
N of Valid	1700	1967	1673	1290	6630	
N of Miss	506	382	274	177	1339	

Table 200: I feel safe in my neighborhood.

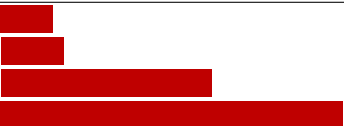
Response	6	8	10	12	Total	
NO!	7.1	5.0	6.9	5.0	6.0	
no	5.4	8.8	9.0	7.4	7.7	
yes	25.9	32.3	35.4	36.7	32.3	
YES!	61.6	53.9	48.7	50.9	54.0	
N of Valid	1750	1966	1691	1292	6699	
N of Miss	456	383	256	175	1270	

Table 201: If a kid smoked marijuana in your neighborhood would he or she be caught by the police?

Response	6	8	10	12	Total	
NO!	8.6	11.9	16.9	20.2	13.9	
no	15.0	32.4	40.7	46.2	32.6	
yes	31.0	29.6	27.9	24.3	28.5	
YES!	45.4	26.1	14.5	9.3	24.9	
N of Valid	1724	1930	1671	1285	6610	
N of Miss	482	419	276	182	1359	

Table 202: If a kid drank some beer, wine or hard liquor (for example, vodka, whiskey, or gin) in your neighborhood would he or she be caught by the police?

Response	6	8	10	12	Total	
NO!	10.3	14.3	19.7	24.0	16.5	
no	20.3	39.0	46.1	48.9	37.9	
yes	31.7	26.4	23.7	19.6	25.8	
YES!	37.7	20.3	10.5	7.5	19.8	
N of Valid	1704	1921	1665	1284	6574	
N of Miss	502	428	282	183	1395	

Table 203: If a kid carried a handgun in your neighborhood would he or she be caught by the police?

Response	6	8	10	12	Total	
NO!	8.3	10.9	15.1	15.1	12.1	
no	10.6	20.8	27.0	28.4	21.2	
yes	27.8	31.8	32.5	34.2	31.4	
YES!	53.4	36.4	25.4	22.3	35.3	
N of Valid	1715	1916	1664	1282	6577	
N of Miss	491	433	283	185	1392	

Table 204: If you wanted to get some cigarettes, how easy would it be for you to get some?

Response	6	8	10	12	Total	
Very hard	82.0	61.3	46.7	27.6	56.2	
Sort of hard	9.3	17.0	18.6	14.6	14.9	
Sort of easy	5.0	12.2	18.6	17.3	13.0	
Very easy	3.7	9.6	16.1	40.6	15.8	
N of Valid	1664	1914	1658	1284	6520	
N of Miss	542	435	289	183	1449	

Table 205: If you wanted to get some beer, wine or hard liquor (for example, vodka, whiskey, or gin), how easy would it be for you to get some?

Response	6	8	10	12	Total	
Very hard	76.8	54.0	37.8	25.9	50.1	
Sort of hard	11.1	17.3	17.5	16.2	15.6	
Sort of easy	7.3	15.1	21.8	25.6	16.9	
Very easy	4.8	13.5	22.9	32.3	17.4	
N of Valid	1653	1908	1656	1284	6501	
N of Miss	553	441	291	183	1468	

Table 206: If you wanted to get a drug like cocaine, LSD, or amphetamines, how easy would it be for you to get some?

Response	6	8	10	12	Total	
Very hard	94.6	84.6	71.9	57.3	78.5	
Sort of hard	3.5	9.5	15.1	22.9	12.1	
Sort of easy	1.0	3.1	7.9	10.1	5.2	
Very easy	0.9	2.7	5.1	9.7	4.2	
N of Valid	1647	1907	1654	1280	6488	
N of Miss	559	442	293	187	1481	

Table 207: If you wanted to get a handgun, how easy would it be for you to get one?

Response	6	8	10	12	Total	
Very hard	82.8	70.4	66.1	58.9	70.2	
Sort of hard	8.3	14.5	14.4	17.0	13.4	
Sort of easy	5.5	8.5	9.8	10.2	8.4	
Very easy	3.5	6.6	9.6	13.8	8.0	
N of Valid	1648	1903	1654	1281	6486	
N of Miss	558	446	293	186	1483	

Table 208: If you wanted to get some marijuana, how easy would it be for you to get some?

Response	6	8	10	12	Total	
Very hard	93.4	71.5	49.4	32.4	63.7	
Sort of hard	3.4	9.5	13.0	12.1	9.4	
Sort of easy	1.5	8.3	14.1	16.3	9.6	
Very easy	1.7	10.6	23.4	39.3	17.3	
N of Valid	1640	1898	1641	1273	6452	
N of Miss	566	451	306	194	1517	

Table 209: If you wanted to get prescription drugs for the purpose of getting high, how easy would it be for you to get some?

Response	6	8	10	12	Total	
Very hard	87.3	68.4	57.1	47.6	66.2	
Sort of hard	6.2	12.8	16.0	17.8	12.9	
Sort of easy	3.8	9.7	14.7	16.3	10.8	
Very easy	2.8	9.2	12.2	18.4	10.1	
N of Valid	1641	1898	1649	1273	6461	
N of Miss	565	451	298	194	1508	

Table 210: If you wanted to get synthetic marijuana such as K2 or chemical products such as bath salts to get high, how easy would it be for you to get some?


Response	6	8	10	12	Total	
Very hard	94.9	83.7	71.6	62.9	79.3	
Sort of hard	3.2	9.3	15.7	20.5	11.6	
Sort of easy	1.1	3.6	6.8	8.2	4.7	
Very easy	0.8	3.4	5.8	8.4	4.4	
N of Valid	1639	1895	1647	1278	6459	
N of Miss	567	454	300	189	1510	

Table 211: If you wanted to get steroids to use or to enhance athletic performance, how easy would it be for you to get some?


Response	6	8	10	12	Total	
Very hard	93.5	84.8	74.5	67.0	80.8	
Sort of hard	3.8	9.7	16.1	18.8	11.6	
Sort of easy	1.6	3.6	5.9	7.7	4.5	
Very easy	1.2	2.0	3.5	6.5	3.0	
N of Valid	1640	1894	1653	1275	6462	
N of Miss	566	455	294	192	1507	

Table 212: If you wanted to get e-cigarettes, e-cigars, or e-hookahs, how easy would it be for you to get some?


Response	6	8	10	12	Total	
Very hard	91.6	74.7	57.4	39.7	67.7	
Sort of hard	3.9	10.9	13.4	11.8	10.0	
Sort of easy	2.5	7.5	14.4	16.8	9.8	
Very easy	2.0	6.9	14.8	31.7	12.6	
N of Valid	1625	1889	1644	1273	6431	
N of Miss	581	460	303	194	1538	

Table 213: During the past 12 months, have you participated in any alcohol prevention programs or seen any alcohol prevention messages in your school or community? Yes, a school-based program focused on preventing underage drinking and/or drinking and driving.



Response	6	8	10	12	Total	
No	76.2	82.5	91.1	92.7	84.7	
Yes	23.8	17.5	8.9	7.3	15.3	
N of Valid	2206	2349	1947	1467	7969	
N of Miss	0	0	0	0	0	

Table 214: During the past 12 months, have you participated in any alcohol prevention programs or seen any alcohol prevention messages in your school or community? Yes, a community-based program focused on preventing underage drinking and/or drinking and driving (for example, through your church or temple or through youth groups like Boys and Girls Club or 4-H).



Response	6	8	10	12	Total	
No	92.6	93.6	95.7	98.4	94.7	
Yes	7.4	6.4	4.3	1.6	5.3	
N of Valid	2206	2349	1947	1467	7969	
N of Miss	0	0	0	0	0	

Table 215: During the past 12 months, have you participated in any alcohol prevention programs or seen any alcohol prevention messages in your school or community? Yes, a media campaign addressing underage drinking and/or drinking and driving (for example, newspaper ads, posters, pamphlets, radio, TV).



Response	6	8	10	12	Total	
No	89.8	89.7	92.4	93.3	91.0	
Yes	10.2	10.3	7.6	6.7	9.0	
N of Valid	2206	2349	1947	1467	7969	
N of Miss	0	0	0	0	0	

Table 216: During the past 12 months, have you participated in any alcohol prevention programs or seen any alcohol prevention messages in your school or community? No



Response	6	8	10	12	Total	
No	58.5	46.9	33.7	27.9	43.4	
Yes	41.5	53.1	66.3	72.1	56.6	
N of Valid	2206	2349	1947	1467	7969	
N of Miss	0	0	0	0	0	

Table 217: How wrong do your parents feel it would be for YOU to: have one or two drinks of an alcoholic beverage nearly every day?

Response	6	8	10	12	Total	
Very wrong	93.8	87.0	84.8	75.4	85.9	
Wrong	4.4	8.8	10.4	14.6	9.2	
A little bit wrong	1.0	2.7	3.3	6.6	3.2	
Not at all wrong	0.8	1.5	1.4	3.4	1.7	
N of Valid	1687	1928	1677	1283	6575	
N of Miss	519	421	270	184	1394	

Table 218: How wrong do your parents feel it would be for YOU to: smoke tobacco?

Response	6	8	10	12	Total	
Very wrong	96.7	92.0	90.0	77.9	90.0	
Wrong	2.4	5.9	7.2	12.4	6.6	
A little bit wrong	0.6	1.0	1.8	6.5	2.2	
Not at all wrong	0.3	1.0	0.9	3.1	1.2	
N of Valid	1679	1917	1676	1283	6555	
N of Miss	527	432	271	184	1414	

Table 219: How wrong do your parents feel it would be for YOU to: smoke marijuana?

Response	6	8	10	12	Total	
Very wrong	97.8	89.9	83.5	73.1	87.0	
Wrong	1.3	5.7	8.5	11.6	6.5	
A little bit wrong	0.4	3.1	5.3	8.1	3.9	
Not at all wrong	0.5	1.3	2.7	7.2	2.6	
N of Valid	1674	1907	1667	1283	6531	
N of Miss	532	442	280	184	1438	

Table 220: How wrong do your parents feel it would be for YOU to: use prescription drugs not prescribed to you?

Response	6	8	10	12	Total	
Very wrong	96.8	92.3	90.3	86.3	91.7	
Wrong	2.3	5.4	6.6	9.2	5.7	
A little bit wrong	0.6	1.6	1.9	3.0	1.7	
Not at all wrong	0.4	0.6	1.2	1.5	0.9	
N of Valid	1666	1910	1671	1281	6528	
N of Miss	540	439	276	186	1441	

Table 221: How wrong do your parents feel it would be for YOU to: steal something worth more than \$5?

Response	6	8	10	12	Total	
Very wrong	88.5	80.9	81.7	82.4	83.4	
Wrong	10.0	14.9	14.1	13.4	13.2	
A little bit wrong	1.2	3.3	2.9	3.0	2.6	
Not at all wrong	0.3	0.9	1.4	1.2	0.9	
N of Valid	1671	1907	1671	1282	6531	
N of Miss	535	442	276	185	1438	

Table 222: How wrong do your parents feel it would be for YOU to: draw graffiti, write things, or draw pictures on buildings or other property (without the owner's permission)?

Response	6	8	10	12	Total	
Very wrong	94.1	87.1	85.1	82.4	87.5	
Wrong	4.9	9.1	11.0	12.5	9.2	
A little bit wrong	0.7	2.6	2.8	3.4	2.3	
Not at all wrong	0.4	1.2	1.1	1.7	1.1	
N of Valid	1670	1910	1670	1283	6533	
N of Miss	536	439	277	184	1436	

Table 223: How wrong do your parents feel it would be for YOU to: pick a fight with someone?

Response	6	8	10	12	Total	
Very wrong	79.9	68.0	65.3	65.8	69.9	
Wrong	14.2	20.7	23.0	20.7	19.6	
A little bit wrong	4.9	8.8	9.4	11.1	8.4	
Not at all wrong	1.1	2.5	2.3	2.4	2.1	
N of Valid	1674	1906	1668	1282	6530	
N of Miss	532	443	279	185	1439	

Table 224: During the past 12 months, have you talked with at least one of your parents about the dangers of underage drinking and/or drinking and driving? By parents, we mean either your biological parents, adoptive parents, stepparents, or adult guardians - whether or not they live with you.

Response	6	8	10	12	Total	
No	40.3	46.3	50.7	51.2	46.9	
Yes	59.7	53.7	49.3	48.8	53.1	
N of Valid	1621	1857	1638	1259	6375	
N of Miss	585	492	309	208	1594	

Table 225: The rules in my family are clear.

Response	6	8	10	12	Total	
NO!	2.6	2.6	3.5	3.4	3.0	
no	3.1	4.9	5.3	6.5	4.9	
yes	22.7	33.9	35.9	39.9	32.7	
YES!	71.7	58.6	55.3	50.2	59.4	
N of Valid	1645	1881	1665	1281	6472	
N of Miss	561	468	282	186	1497	

Table 226: People in my family have serious arguments about the same things, and often insult or yell at each other.

Response	6	8	10	12	Total	
NO!	45.3	33.1	28.5	28.2	34.0	
no	34.0	41.1	41.5	43.2	39.8	
yes	14.5	18.3	20.5	19.0	18.0	
YES!	6.2	7.5	9.5	9.6	8.1	
N of Valid	1626	1861	1661	1264	6412	
N of Miss	580	488	286	203	1557	

Table 227: When I am not at home, one of my parents knows where I am and who I am with.

Response	6	8	10	12	Total	
NO!	2.9	3.3	4.3	4.6	3.7	
no	3.0	4.6	6.0	9.2	5.5	
yes	20.6	33.0	36.5	42.3	32.6	
YES!	73.5	59.1	53.2	43.9	58.2	
N of Valid	1646	1869	1658	1270	6443	
N of Miss	560	480	289	197	1526	

Table 228: My family has clear rules about alcohol and drug use.

Response	6	8	10	12	Total	
NO!	3.0	3.2	3.9	4.3	3.5	
no	3.2	6.7	7.5	10.3	6.7	
yes	13.8	24.3	31.0	35.4	25.6	
YES!	80.0	65.8	57.7	50.0	64.2	
N of Valid	1618	1854	1658	1267	6397	
N of Miss	588	495	289	200	1572	

Table 229: If you skipped school would you be caught by your parents?





Response	6	8	10	12	Total	
NO!	3.3	4.8	5.9	9.1	5.6	
no	3.3	7.5	12.0	19.3	9.9	
yes	17.4	25.0	32.2	35.4	27.0	
YES!	75.9	62.8	49.9	36.2	57.5	
N of Valid	1622	1850	1646	1269	6387	
N of Miss	584	499	301	198	1582	

Table 230: My parents ask if I've gotten my homework done.





Response	6	8	10	12	Total	
NO!	2.1	5.0	7.3	11.9	6.2	
no	4.7	11.3	14.8	24.1	13.1	
yes	23.8	30.3	37.6	36.3	31.7	
YES!	69.4	53.4	40.4	27.7	49.0	
N of Valid	1631	1846	1653	1261	6391	
N of Miss	575	503	294	206	1578	

Table 231: Would your parents know if you did not come home on time?





Response	6	8	10	12	Total	
NO!	2.5	3.6	4.7	6.1	4.1	
no	5.1	9.6	10.3	13.4	9.4	
yes	21.9	29.4	34.8	37.0	30.4	
YES!	70.5	57.4	50.2	43.4	56.1	
N of Valid	1617	1844	1643	1259	6363	
N of Miss	589	505	304	208	1606	

Table 232: Do you know how to properly dispose of leftover prescription drugs?

Response	6	8	10	12	Total	
No	70.7	70.7	65.1	61.2	67.3	
Yes	29.3	29.3	34.9	38.8	32.7	
N of Valid	1496	1770	1587	1224	6077	
N of Miss	710	579	360	243	1892	

Table 233: Have any of your brothers or sisters ever: drunk beer, wine or hard liquor (for example, vodka, whiskey or gin)?

Response	6	8	10	12	Total	
No	82.2	67.3	57.2	45.1	63.9	
Yes	13.9	29.5	39.7	50.8	32.5	
I don't have any brothers or sisters	4.0	3.2	3.1	4.1	3.6	
N of Valid	1593	1830	1655	1271	6349	
N of Miss	613	519	292	196	1620	

Table 234: Have any of your brothers or sisters ever: smoked marijuana?

Response	6	8	10	12	Total	
No	92.8	83.6	72.7	61.4	78.6	
Yes	3.4	13.2	24.2	34.7	17.9	
I don't have any brothers or sisters	3.9	3.2	3.1	3.9	3.5	
N of Valid	1582	1829	1651	1271	6333	
N of Miss	624	520	296	196	1636	

Table 235: Have any of your brothers or sisters ever: smoked cigarettes?

Response	6	8	10	12	Total	
No	88.6	80.8	74.8	64.6	78.0	
Yes	7.5	16.0	22.0	31.3	18.5	
I don't have any brothers or sisters	3.9	3.2	3.2	4.1	3.6	
N of Valid	1582	1816	1645	1266	6309	
N of Miss	624	533	302	201	1660	

Table 236: Have any of your brothers or sisters ever: taken a handgun to school?




Response	6	8	10	12	Total	
No	95.6	96.3	95.4	94.2	95.5	
Yes	0.6	0.6	1.3	2.0	1.1	
I don't have any brothers or sisters	3.8	3.1	3.3	3.9	3.5	
N of Valid	1578	1813	1650	1267	6308	
N of Miss	628	536	297	200	1661	

Table 237: Have any of your brothers or sisters ever: been suspended or expelled from school?




Response	6	8	10	12	Total	
No	84.4	77.9	76.9	73.4	78.3	
Yes	11.7	18.9	19.9	22.7	18.2	
I don't have any brothers or sisters	3.9	3.2	3.2	4.0	3.5	
N of Valid	1566	1817	1647	1262	6292	
N of Miss	640	532	300	205	1677	

Table 238: Have any of your brothers or sisters ever: used e-cigarettes, e-cigars or e-hookahs?




Response	6	8	10	12	Total	
No	93.2	84.5	78.3	69.3	82.0	
Yes	2.9	12.3	18.6	26.6	14.5	
I don't have any brothers or sisters	3.8	3.2	3.2	4.0	3.5	
N of Valid	1570	1819	1647	1262	6298	
N of Miss	636	530	300	205	1671	

Table 239: Have any of your brothers or sisters ever: used prescription drugs not prescribed to him/her?




Response	6	8	10	12	Total	
No	94.2	90.2	88.6	82.3	89.2	
Yes	1.8	6.6	8.3	13.9	7.3	
I don't have any brothers or sisters	3.9	3.3	3.1	3.9	3.5	
N of Valid	1572	1815	1635	1262	6284	
N of Miss	634	534	312	205	1685	

Table 240: Have you changed homes in the past year (the last 12 months)?



Response	6	8	10	12	Total	
No	73.6	75.1	76.8	78.4	75.9	
Yes	26.4	24.9	23.2	21.6	24.1	
N of Valid	1596	1835	1671	1271	6373	
N of Miss	610	514	276	196	1596	

Table 241: How many times have you changed homes since kindergarten?






Response	6	8	10	12	Total	
Never	36.9	32.5	31.7	25.6	32.0	
1 or 2 times	36.0	33.6	31.7	32.7	33.5	
3 or 4 times	16.9	18.9	19.4	20.1	18.8	
5 or 6 times	6.4	8.8	8.8	10.3	8.5	
7 or more times	3.9	6.3	8.3	11.3	7.2	
N of Valid	1582	1827	1666	1267	6342	
N of Miss	624	522	281	200	1627	

Table 242: Have you changed schools (including changing from elementary to middle and middle to high school) in the past year?



Response	6	8	10	12	Total	
No	43.5	47.2	49.8	77.2	53.0	
Yes	56.5	52.8	50.2	22.8	47.0	
N of Valid	1576	1806	1656	1265	6303	
N of Miss	630	543	291	202	1666	

Table 243: How many times have you changed schools since kindergarten (including changing from elementary to middle and middle to high school)?


Response	6	8	10	12	Total	
Never	20.4	16.9	19.9	19.9	19.2	
1 or 2 times	52.7	36.7	16.5	16.9	31.4	
3 or 4 times	18.4	30.9	40.1	34.3	30.9	
5 or 6 times	5.5	10.0	14.6	18.4	11.8	
7 or more times	3.1	5.4	8.8	10.6	6.8	
N of Valid	1572	1807	1663	1264	6306	
N of Miss	634	542	284	203	1663	

Table 244: Has anyone in your family ever had severe alcohol or drug problems?


Response	6	8	10	12	Total	
No	80.2	73.2	67.3	63.1	71.4	
Yes	19.8	26.8	32.7	36.9	28.6	
N of Valid	1564	1782	1654	1266	6266	
N of Miss	642	567	293	201	1703	

Table 245: About how many adults (over 21) have you known personally who in the past year have: used marijuana, crack, cocaine, or other drugs?


Response	6	8	10	12	Total	
0	86.0	74.6	67.2	56.0	71.8	
1	8.3	11.3	13.9	12.8	11.6	
2	3.1	6.8	8.0	11.5	7.1	
3-4	1.3	3.6	5.6	10.0	4.9	
5	1.2	3.6	5.3	9.7	4.7	
N of Valid	1563	1786	1654	1264	6267	
N of Miss	643	563	293	203	1702	

Table 246: About how many adults (over 21) have you known personally who in the past year have: sold or dealt drugs?


Response	6	8	10	12	Total	
0	93.8	86.1	81.4	73.8	84.3	
1	4.4	7.0	9.3	10.1	7.6	
2	1.0	3.5	4.3	8.2	4.0	
3-4	0.3	1.4	2.4	3.6	1.8	
5	0.5	2.0	2.7	4.4	2.3	
N of Valid	1553	1774	1653	1261	6241	
N of Miss	653	575	294	206	1728	

Table 247: About how many adults (over 21) have you known personally who in the past year have: done other things that could get them in trouble with the police, like stealing, selling stolen goods, mugging or assaulting others, etc.?


Response	6	8	10	12	Total	
0	90.2	80.0	78.6	74.1	81.0	
1	6.6	10.7	9.8	10.7	9.4	
2	1.5	4.1	4.9	6.4	4.1	
3-4	0.8	2.5	3.1	3.7	2.5	
5	0.8	2.7	3.6	5.2	3.0	
N of Valid	1557	1771	1648	1258	6234	
N of Miss	649	578	299	209	1735	

Table 248: About how many adults (over 21) have you known personally who in the past year have: gotten drunk or high?


Response	6	8	10	12	Total	
0	68.5	53.1	45.4	35.7	51.4	
1	17.7	18.6	16.9	14.6	17.1	
2	6.1	10.2	11.5	13.4	10.2	
3-4	3.0	6.9	9.6	12.4	7.8	
5	4.7	11.1	16.6	23.9	13.6	
N of Valid	1546	1777	1657	1263	6243	
N of Miss	660	572	290	204	1726	

Table 249: Have you seen or heard information about underage drinking in the past 12 months from the following sources? Radio



Response	6	8	10	12	Total	
No	64.5	58.3	60.1	60.9	60.8	
Yes	35.5	41.7	39.9	39.1	39.2	
N of Valid	1581	1798	1676	1285	6340	
N of Miss	625	551	271	182	1629	

Table 250: Have you seen or heard information about underage drinking in the past 12 months from the following sources? TV.



Response	6	8	10	12	Total	
No	40.2	34.0	37.6	41.2	38.0	
Yes	59.8	66.0	62.4	58.8	62.0	
N of Valid	1577	1802	1677	1280	6336	
N of Miss	629	547	270	187	1633	

Table 251: Have you seen or heard information about underage drinking in the past 12 months from the following sources? Print. This includes information on underage drinking you may have seen in the newspaper, on a billboard, in pamphlets, on stickers, etc.



Response	6	8	10	12	Total	
No	58.2	53.6	57.1	58.9	56.7	
Yes	41.8	46.4	42.9	41.1	43.3	
N of Valid	1569	1790	1674	1281	6314	
N of Miss	637	559	273	186	1655	

Table 252: Have you seen or heard information about underage drinking in the past 12 months from the following sources? Website or social media? (Facebook, Myspace, website, etc.)



Response	6	8	10	12	Total	
No	56.0	43.4	42.0	43.7	46.2	
Yes	44.0	56.6	58.0	56.3	53.8	
N of Valid	1569	1793	1675	1283	6320	
N of Miss	637	556	272	184	1649	

Table 253: The next questions ask about your opinions of the information you saw or heard. If you have seen or heard more than one ad, please think about your favorite ad when answering these questions. The information about underage drinking that I saw or heard was convincing.

Response	6	8	10	12	Total	
NO!	23.1	16.6	16.7	15.5	18.0	
no	7.3	14.4	18.7	21.9	15.3	
yes	18.1	30.9	30.9	33.5	28.3	
YES!	23.0	18.4	15.9	11.3	17.4	
I have not seen or heard any ads about underage drinking in the past 12 months.	28.5	19.8	17.8	17.8	21.0	
N of Valid	1524	1756	1659	1273	6212	
N of Miss	682	593	288	194	1757	

Table 254: The next questions ask about your opinions of the information you saw or heard. If you have seen or heard more than one ad, please think about your favorite ad when answering these questions. The information about underage drinking that I saw or heard grabbed my attention.

Response	6	8	10	12	Total	
NO!	23.2	16.4	16.6	15.1	17.9	
no	11.3	20.6	23.4	26.4	20.3	
yes	18.0	25.9	28.5	30.1	25.5	
YES!	20.3	18.3	14.3	11.1	16.3	
I have not seen or heard any ads about underage drinking in the past 12 months.	27.1	18.8	17.2	17.4	20.1	
N of Valid	1519	1753	1659	1271	6202	
N of Miss	687	596	288	196	1767	

Table 255: The next questions ask about your opinions of the information you saw or heard. If you have seen or heard more than one ad, please think about your favorite ad when answering these questions. The information about underage drinking that I saw or heard said something important to me.

Response	6	8	10	12	Total	
NO!	21.1	16.1	17.3	15.5	17.5	
no	9.6	20.1	23.0	27.4	19.8	
yes	16.3	25.5	27.4	28.1	24.3	
YES!	25.0	18.8	14.2	11.3	17.5	
I have not seen or heard any ads about underage drinking in the past 12 months.	27.9	19.5	18.1	17.7	20.8	
N of Valid	1510	1747	1656	1267	6180	
N of Miss	696	602	291	200	1789	

Table 256: The next questions ask about your opinions of the information you saw or heard. If you have seen or heard more than one ad, please think about your favorite ad when answering these questions. Seeing or hearing this information about underage drinking made me want to stop or decrease my drinking.










Response	6	8	10	12	Total	
NO!	23.2	17.9	18.5	18.1	19.3	
no	4.5	12.3	18.9	26.1	15.3	
yes	6.8	16.0	20.1	20.5	16.0	
YES!	22.1	22.0	17.8	13.6	19.1	
I have not seen or heard any ads about underage drinking in the past 12 months.	43.3	31.9	24.8	21.7	30.3	
N of Valid	1332	1671	1631	1252	5886	
N of Miss	874	678	316	215	2083	

Table 257: How honest were you in filling out this survey?

Response	6	8	10	12	Total	
I was very honest	87.4	78.7	72.6	73.8	78.3	
I was honest pretty much of the time	10.6	17.2	20.2	20.3	17.0	
I was honest some of the time	1.5	2.9	5.0	3.9	3.3	
I was honest once in a while	0.6	1.2	2.2	2.0	1.5	
I was not honest at all	0.0	0.0	0.0	0.0	0.0	
N of Valid	1582	1788	1673	1285	6328	
N of Miss	624	561	274	182	1641	