

# 2019 APNA

## Arkansas Prevention Needs Assessment Survey

**Union County  
Tables**

Arkansas Department of Human Services,  
Division of Aging, Adults, and Behavioral  
Health Services  
And  
University of Arkansas at Little Rock  
MidSOUTH Center for Prevention and Training



## Contents

1	INTRODUCTION	11
2	PERCENTAGE TABLES	15

## List of Frequency Distribution Tables

1	Gender	16
2	Age	16
3	Are you Hispanic or Latino?	16
4	What is your race? Black or African American	17
5	What is your race? Asian	17
6	What is your race? American Indian	17
7	What is your race? Alaska Native	17
8	What is your race? White	18
9	What is your race? Native Hawaiian or Other Pacific Islander	18
10	What is your race? Other	18
11	What is the highest level of schooling completed by your mother or father?	19
12	Think of where you live most of the time. Which of the following people live there with you? Mother	19
13	Think of where you live most of the time. Which of the following people live there with you? Stepmother	19
14	Think of where you live most of the time. Which of the following people live there with you? Foster Mother	20
15	Think of where you live most of the time. Which of the following people live there with you? Grandmother	20
16	Think of where you live most of the time. Which of the following people live there with you? Aunt	20
17	Think of where you live most of the time. Which of the following people live there with you? Father	20
18	Think of where you live most of the time. Which of the following people live there with you? Stepfather	21
19	Think of where you live most of the time. Which of the following people live there with you? Foster Father	21
20	Think of where you live most of the time. Which of the following people live there with you? Grandfather	21
21	Think of where you live most of the time. Which of the following people live there with you? Uncle	21
22	Think of where you live most of the time. Which of the following people live there with you? Other Adults	22
23	Think of where you live most of the time. Which of the following people live there with you? Brother(s)	22
24	Think of where you live most of the time. Which of the following people live there with you? Stepbrother(s)	22
25	Think of where you live most of the time. Which of the following people live there with you? Sister(s)	22
26	Think of where you live most of the time. Which of the following people live there with you? Stepsister(s)	23

27	Think of where you live most of the time. Which of the following people live there with you? Other Children . . . . .	23
28	In my school, students have lots of chances to help decide things like class activities and rules. . . . .	23
29	Teachers ask me to work on special classroom projects. . . . .	23
30	My teacher(s) notices when I am doing a good job and lets me know about it. . . . .	24
31	There are lots of chances for students in my school to get involved in sports, clubs, and other school activities outside of class. . . . .	24
32	There are lots of chances for students in my school to talk with a teacher one-on-one. . . . .	24
33	I feel safe at my school. . . . .	25
34	The school lets my parents know when I have done something well. . . . .	25
35	My teachers praise me when I work hard in school. . . . .	25
36	Are your school grades better than the grades of most students in your class? . . . . .	26
37	I have lots of chances to be part of class discussions or activities. . . . .	26
38	Now thinking back over the past year in school, how often did you: enjoy being in school? . . . . .	26
39	Now thinking back over the past year in school, how often did you: hate being in school? . . . . .	27
40	Now thinking back over the past year in school, how often did you: try to do your best work in school? . . . . .	27
41	How often do you feel that the school work you are assigned is meaningful and important? . . . . .	27
42	Putting them all together, what were your grades like last year? . . . . .	28
43	How important do you think the things you are learning in school are going to be for your later life? . . . . .	28
44	During the LAST FOUR WEEKS how many whole days of school have you missed because you skipped or "cut"? . . . . .	28
45	What are the chances you would be seen as cool if you: smoked cigarettes? . . . . .	29
46	What are the chances you would be seen as cool if you: worked hard at school? . . . . .	29
47	What are the chances you would be seen as cool if you: began drinking alcoholic beverages regularly, that is, at least once or twice a month? . . . . .	29
48	What are the chances you would be seen as cool if you: defended someone who was being bullied? . . . . .	30
49	What are the chances you would be seen as cool if you: smoked marijuana? . . . . .	30
50	What are the chances you would be seen as cool if you: carried a handgun? . . . . .	30
51	What are the chances you would be seen as cool if you: used e-cigarettes, e-cigars or e-hookahs (vaping)? . . . . .	31

52	What are the chances you would be seen as cool if you: bullied someone or cyber bullied someone? . . . . .	31
53	Think of your four best friends (the friends you feel closest to). In the past year (12 months), how many of your best friends have: participated in clubs, organizations or activities at school? . . . . .	31
54	Think of your four best friends (the friends you feel closest to). In the past year (12 months), how many of your best friends have: smoked cigarettes? . . . . .	32
55	Think of your four best friends (the friends you feel closest to). In the past year (12 months), how many of your best friends have: tried beer, wine or hard liquor (for example, vodka, whiskey, or gin) when their parents didn't know about it? . . . . .	32
56	Think of your four best friends (the friends you feel closest to). In the past year (12 months), how many of your best friends have: used e-cigarettes, e-cigars, or e-hookahs? . . . . .	32
57	Think of your four best friends (the friends you feel closest to). In the past year (12 months), how many of your best friends have: used marijuana? . . . . .	33
58	Think of your four best friends (the friends you feel closest to). In the past year (12 months), how many of your best friends have: used prescription drugs or non-prescription drugs for the purpose of getting high? . . . . .	33
59	Think of your four best friends (the friends you feel closest to). In the past year (12 months), how many of your best friends have: used synthetic marijuana (K2, spice) or bath salts? . . . . .	33
60	Think of your four best friends (the friends you feel closest to). In the past year (12 months), how many of your best friends have: used LSD, cocaine, amphetamines, or other illegal drugs? . . . . .	34
61	Think of your four best friends (the friends you feel closest to). In the past year (12 months), how many of your best friends have: been bullied? . . . . .	34
62	Think of your four best friends (the friends you feel closest to). In the past year (12 months), how many of your best friends have: been suspended from school? . . . . .	34
63	Think of your four best friends (the friends you feel closest to). In the past year (12 months), how many of your best friends have: carried a handgun? . . . . .	35
64	Think of your four best friends (the friends you feel closest to). In the past year (12 months), how many of your best friends have: sold illegal drugs? . . . . .	35
65	Think of your four best friends (the friends you feel closest to). In the past year (12 months), how many of your best friends have: regularly attended religious services? . . . . .	35

66	Think of your four best friends (the friends you feel closest to). In the past year (12 months), how many of your best friends have: stolen or tried to steal a motor vehicle such as a car or motorcycle?	36
67	Think of your four best friends (the friends you feel closest to). In the past year (12 months), how many of your best friends have: been arrested?	36
68	Think of your four best friends (the friends you feel closest to). In the past year (12 months), how many of your best friends have: dropped out of school?	36
69	Think of your four best friends (the friends you feel closest to). In the past year (12 months), how many of your best friends have: been members of a gang?	37
70	How old were you when you first: smoked marijuana?	37
71	How old were you when you first: smoked a cigarette, even just a puff?	38
72	How old were you when you first: had more than a sip or two of beer, wine or hard liquor (for example, vodka, whiskey, or gin)?	38
73	How old were you when you first: began drinking alcoholic beverages regularly, that is, at least once or twice a month?	39
74	How old were you when you first: used Pegaramide (peg, Peggy)?	39
75	How old were you when you first: got suspended from school?	40
76	How old were you when you first: got arrested?	40
77	How old were you when you first: carried a handgun?	41
78	How old were you when you first: used e-cigarettes, e-cigars, or e-hookahs (vaping)?	41
79	How old were you when you first: belonged to a gang?	42
80	How old were you when you first: used prescription drugs not prescribed to you?	42
81	How wrong do you think it is for someone your age to: take a handgun to school?	43
82	How wrong do you think it is for someone your age to: steal anything?	43
83	How wrong do you think it is for someone your age to: pick a fight with someone?	43
84	How wrong do you think it is for someone your age to: attack someone with the idea of seriously hurting them?	44
85	How wrong do you think it is for someone your age to: stay away from school all day when their parents think they are at school?	44
86	How wrong do you think it is for someone your age to: drink beer, wine or hard liquor (for example, vodka, whiskey, or gin) regularly?	44
87	How wrong do you think it is for someone your age to: smoke cigarettes?	45
88	How wrong do you think it is for someone your age to: smoke marijuana?	45

89	How wrong do you think it is for someone your age to: use prescription drugs or non-prescription drugs for the purpose of getting high?	45
90	How wrong do you think it is for someone your age to: use synthetic marijuana (K2, spice) or bath salts?	46
91	How wrong do you think it is for someone your age to: use LSD, cocaine, amphetamines or another illegal drug?	46
92	How wrong do you think it is for someone your age to: use e-cigarettes, e-cigars or e-hookahs (vaping)?	46
93	At school during the past 12 months, did you receive help from the resource teacher, speech therapist or other special education teacher?	47
94	How many times in the past year (12 months) have you: been suspended from school?	47
95	How many times in the past year (12 months) have you: carried a handgun?	47
96	How many times in the past year (12 months) have you: sold illegal drugs?	48
97	How many times in the past year (12 months) have you: stolen or tried to steal a motor vehicle such as a car or motorcycle?	48
98	How many times in the past year (12 months) have you: participated in clubs, organizations or activities at school?	48
99	How many times in the past year (12 months) have you: been arrested?	49
100	How many times in the past year (12 months) have you: attacked someone with the idea of seriously hurting them?	49
101	How many times in the past year (12 months) have you: been drunk or high at school?	49
102	How many times in the past year (12 months) have you: taken a handgun to school?	50
103	How many times in the past year (12 months) have you: used e-cigarettes, e-cigars, or e-hookahs (vaping)?	50
104	Are you currently on probation, or assigned a probation officer with Juvenile Court?	50
105	Have you ever belonged to a gang?	51
106	If you have ever belonged to a gang, did that gang have a name?	51
107	You are at a party at someone's house, and one of your friends offers you a drink containing alcohol. What would you say or do?	51
108	How often do you attend religious services or activities?	52
109	I think sometimes it's okay to cheat at school.	52
110	It is important to think before you act.	52
111	Sometimes I think that life is not worth it.	53
112	At times I think I am no good at all.	53
113	All in all, I am inclined to think that I am a failure.	53
114	In the past year, have you felt depressed or sad MOST days, even if you felt okay sometimes?	54
115	It is all right to beat up people if they start the fight.	54



116	I think it is okay to take something without asking if you can get away with it. . . . .	54
117	Where do you get the most information about living a drug and alcohol free life? Parents/guardians . . . . .	55
118	Where do you get the most information about living a drug and alcohol free life? Friends . . . . .	55
119	Where do you get the most information about living a drug and alcohol free life? Family members . . . . .	55
120	Where do you get the most information about living a drug and alcohol free life? School . . . . .	56
121	Where do you get the most information about living a drug and alcohol free life? Internet . . . . .	56
122	Where do you get the most information about living a drug and alcohol free life? TV . . . . .	56
123	Where do you get the most information about living a drug and alcohol free life? Social media . . . . .	57
124	How much do you think people risk harming themselves (physically or in other ways) if they: smoked one or more packs of cigarettes per day? . . . . .	57
125	How much do you think people risk harming themselves (physically or in other ways) if they: try marijuana once or twice? . . . . .	57
126	How much do you think people risk harming themselves (physically or in other ways) if they: smoke marijuana once or twice a week? . . . . .	58
127	How much do you think people risk harming themselves (physically or in other ways) if they: take one or two drinks of an alcoholic beverage (beer, wine, liquor) nearly every day? . . . . .	58
128	How much do you think people risk harming themselves (physically or in other ways) if they: have five or more drinks of an alcoholic beverage once or twice a weekend? . . . . .	58
129	How much do you think people risk harming themselves (physically or in other ways) if they: use prescription drugs that are not prescribed to them? . . . . .	59
130	How much do you think people risk harming themselves (physically or in other ways) if they: use non-prescription drugs to get high? . . . . .	59
131	How much do you think people risk harming themselves (physically or in other ways) if they: use e-cigarettes, e-cigars, or e-hookahs? . . . . .	59
132	Have you ever used smokeless tobacco (chew, snuff, plug, dipping tobacco, or chewing tobacco)? . . . . .	60
133	How often have you used smokeless tobacco during the past 30 days? . . . . .	60
134	Have you ever smoked cigarettes? . . . . .	60
135	How frequently have you smoked cigarettes during the past 30 days? . . . . .	61
136	Which statement best describes rules about smoking inside your home or your family cars? . . . . .	61
137	Have you ever used e-cigarettes, e-cigars, or e-hookahs (vaping)? . . . . .	61

138	How frequently have you used e-cigarettes, e-cigars, or e-hookahs (vaping)? . . . . .	62
139	During this school year, were you taught in any of your classes about the dangers of tobacco use? . . . . .	62
140	During the past 12 months, have you participated in any community activities to discourage people your age from using cigarettes, chewing tobacco, snuff, dip or cigars, e-cigarettes, e-cigars, or e-hookahs? . . . . .	62
141	Think back over the last two weeks. How many times have you had five or more alcoholic drinks in a row? . . . . .	63
142	During the past 30 days, how many times did you ride in a car or other vehicle driven by someone who had been drinking alcohol or using drugs to get high? . . . . .	63
143	During the past 30 days, how many times did you drive a car or other vehicle when you had been drinking alcohol or using drugs to get high? . . . . .	63
144	If you drank alcohol (not just a sip or taste) in the past year, where did you usually drink it? . . . . .	64
145	How do you feel about someone your age having one or two drinks of an alcoholic beverage nearly every day? . . . . .	64
146	On how many occasions have you had alcoholic beverages (beer, wine or hard liquor) to drink in your lifetime - more than just a few sips? . . . . .	64
147	On how many occasions have you drunk one of more drinks of an alcoholic beverage during the past 30 days? . . . . .	65
148	On how many occasions have you used marijuana (grass, pot) or hashish (hash, hash oil) in your lifetime? . . . . .	65
149	On how many occasions have you used marijuana (grass, pot) or hashish (hash, hash oil) during the past 30 days? . . . . .	65
150	On how many occasions have you used LSD or other psychedelics in your lifetime? . . . . .	66
151	On how many occasions have you used LSD or other psychedelics during the past 30 days? . . . . .	66
152	On how many occasions have you used cocaine or crack in your lifetime? . . . . .	66
153	On how many occasions have you used cocaine or crack during the past 30 days? . . . . .	67
154	On how many occasions have you sniffed glue, breathed the contents of an aerosol spray can, or inhaled other gases or sprays, in order to get high in your lifetime? . . . . .	67
155	On how many occasions have you sniffed glue, breathed the contents of an aerosol spray can, or inhaled other gases or sprays, in order to get high during the past 30 days? . . . . .	67
156	On how many occasions have you used Pegaramide (peg, Peggy, etc.) in your lifetime? . . . . .	68

157	On how many occasions have you used Pegaramide (peg, Peggy, etc.) during the past 30 days? . . . . .	68
158	On how many occasions have you used synthetic marijuana (K2, spice) in your lifetime? . . . . .	68
159	On how many occasions have you used synthetic marijuana (K2, spice) during the past 30 days? . . . . .	69
160	On how many occasions have you used methamphetamines (meth, speed, crank, crystal meth) in your lifetime? . . . . .	69
161	On how many occasions have you used methamphetamines (meth, speed, crank, crystal meth) in the past 30 days? . . . . .	69
162	On how many occasions have you used other chemical products (bath salts, plant food, etc.) in your lifetime? . . . . .	70
163	On how many occasions have you used other chemical products (bath salts, plant food, etc.) during the past 30 days? . . . . .	70
164	On how many occasions have you used heroin or other opiates in your lifetime? . . . . .	70
165	On how many occasions have you used heroin or other opiates during the past 30 days? . . . . .	71
166	On how many occasions have you used MDMA ('X', 'E', or ecstasy) in your lifetime? . . . . .	71
167	On how many occasions have you used MDMA ('X', 'E', or ecstasy) during the past 30 days? . . . . .	71
168	On how many occasions have you taken prescription drugs (such as Valium, Xanax, Ritalin, Adderall, OxyContin, Tramadol, or sleeping pills) not prescribed to you in your lifetime? . . . . .	72
169	On how many occasions have you taken prescription drugs (such as Valium, Xanax, Ritalin, Adderall, OxyContin, Tramadol, or sleeping pills) not prescribed to you during the past 30 days? . . . . .	72
170	On how many occasions have you taken non-prescription medicines such as diet pills (for example, Dietac, Dexatrim or Prolamine), stay-awake pills (for example No-Doz, Vivarin, or Wake), or cough or cold medicines (robos, DXM, etc.) to get high in your lifetime? . . . . .	72
171	On how many occasions have you taken non-prescription medicines such as diet pills (for example, Dietac, Dexatrim or Prolamine), stay-awake pills (for example No-Doz, Vivarin, or Wake), or cough or cold medicines (robos, DXM, etc.) to get high during the past 30 days? . . . . .	73
172	On how many occasions have you been drunk or very high from drinking alcoholic beverages during the past 30 days? . . . . .	73
173	On how many occasions have you drunk flavored alcoholic beverages, sometimes called 'alcopops' (like Mike's Hard Lemonade, Smirnoff Ice, Bacardi Breezers, etc.) in your lifetime? . . . . .	73
174	On how many occasions have you drunk flavored alcoholic beverages, sometimes called 'alcopops' (like Mike's Hard Lemonade, Smirnoff Ice, Bacardi Breezers, etc.) during the past 30 days? . . . . .	74

175	If you smoked cigarettes (not just a puff or drag) in the past year, how did you usually get them? . . . . .	74
176	If you used e-cigarettes, e-cigars, or e-hookahs (not just a puff or drag) in the past year, how did you usually get them? - I did not use e-cigarettes, e-cigars, or e-hookahs in the past year . . . . .	75
177	If you used e-cigarettes, e-cigars, or e-hookahs (not just a puff or drag) in the past year, how did you usually get them? - I bought them in a store such as a convenience store, supermarket, discount store, or gas station . . . . .	75
178	If you used e-cigarettes, e-cigars, or e-hookahs (not just a puff or drag) in the past year, how did you usually get them? - I got them on the Internet . . . . .	75
179	If you used e-cigarettes, e-cigars, or e-hookahs (not just a puff or drag) in the past year, how did you usually get them? - I got them at a store that sells electronic cigarettes, such as a "vape shop" . . . . .	75
180	If you used e-cigarettes, e-cigars, or e-hookahs (not just a puff or drag) in the past year, how did you usually get them? - I got them from a family member . . . . .	76
181	If you used e-cigarettes, e-cigars, or e-hookahs (not just a puff or drag) in the past year, how did you usually get them? - I got them from a friend . . . . .	76
182	If you used e-cigarettes, e-cigars, or e-hookahs (not just a puff or drag) in the past year, how did you usually get them? - A stranger got them for me . . . . .	76
183	If you used e-cigarettes, e-cigars, or e-hookahs (not just a puff or drag) in the past year, how did you usually get them? - I took them from a store or shop . . . . .	76
184	If you used e-cigarettes, e-cigars, or e-hookahs (not just a puff or drag) in the past year, how did you usually get them? - I got them some other way . . . . .	77
185	If you used marijuana (grass, pot) (not just a puff or drag) in the past year, how did you usually get it? - I did not use marijuana (grass, pot) in the past year . . . . .	77
186	If you used marijuana (grass, pot) (not just a puff or drag) in the past year, how did you usually get it? - I bought it myself . . . . .	77
187	If you used marijuana (grass, pot) (not just a puff or drag) in the past year, how did you usually get it? - I got it from someone at school . . . . .	77
188	If you used marijuana (grass, pot) (not just a puff or drag) in the past year, how did you usually get it? - I got it from someone with a medical marijuana card . . . . .	78
189	If you used marijuana (grass, pot) (not just a puff or drag) in the past year, how did you usually get it? - I got it from my brother or sister . . . . .	78

190	If you used marijuana (grass, pot) (not just a puff or drag) in the past year, how did you usually get it? - I got it from another relative	78
191	If you used marijuana (grass, pot) (not just a puff or drag) in the past year, how did you usually get it? - Other	78
192	If you drank alcohol (not just a sip or taste) in the past year, how did you usually get it?	79
193	If you used prescription drugs or over the counter drugs without a doctor telling you to use it or for the purpose of getting high, where did you get these drugs? - Did not use	79
194	If you used prescription drugs or over the counter drugs without a doctor telling you to use it or for the purpose of getting high, where did you get these drugs? - Bought or took from store or shop	80
195	If you used prescription drugs or over the counter drugs without a doctor telling you to use it or for the purpose of getting high, where did you get these drugs? - Got from parents with permission	80
196	If you used prescription drugs or over the counter drugs without a doctor telling you to use it or for the purpose of getting high, where did you get these drugs? - Got from home without permission	80
197	If you used prescription drugs or over the counter drugs without a doctor telling you to use it or for the purpose of getting high, where did you get these drugs? - Got from relative with permission	80
198	If you used prescription drugs or over the counter drugs without a doctor telling you to use it or for the purpose of getting high, where did you get these drugs? - Got from relative without permission	81
199	If you used prescription drugs or over the counter drugs without a doctor telling you to use it or for the purpose of getting high, where did you get these drugs? - Got from friend's home with permission	81
200	If you used prescription drugs or over the counter drugs without a doctor telling you to use it or for the purpose of getting high, where did you get these drugs? - Got from friend's home without permission	81
201	If you used prescription drugs or over the counter drugs without a doctor telling you to use it or for the purpose of getting high, where did you get these drugs? - Got from friend at school	81
202	If you used prescription drugs or over the counter drugs without a doctor telling you to use it or for the purpose of getting high, where did you get these drugs? - Got from friend at party	82
203	If you used prescription drugs or over the counter drugs without a doctor telling you to use it or for the purpose of getting high, where did you get these drugs? - Got from friend, elsewhere	82
204	If you used prescription drugs or over the counter drugs without a doctor telling you to use it or for the purpose of getting high, where did you get these drugs? - Got from internet sale	82
205	During the last month, about how many marijuana cigarettes, or the equivalent, did you smoke a day, on the average?	83

206	How wrong do your friends feel it would be for YOU to: have one or two drinks of an alcoholic beverage nearly every day?	83
207	How wrong do your friends feel it would be for YOU to: smoke tobacco?	83
208	How wrong do your friends feel it would be for YOU to: smoke marijuana?	84
209	How wrong do your friends feel it would be for YOU to: use prescription drugs not prescribed to you?	84
210	How wrong would most adults (over 21) in your neighborhood think it is for kids your age: to use marijuana?	84
211	How wrong would most adults (over 21) in your neighborhood think it is for kids your age: to drink alcohol?	85
212	How wrong would most adults (over 21) in your neighborhood think it is for kids your age: to smoke cigarettes?	85
213	How much do each of the following statements describe your neighborhood? crime and/or drug selling	85
214	How much do each of the following statements describe your neighborhood? fights	86
215	How much do each of the following statements describe your neighborhood? lots of empty or abandoned buildings	86
216	How much do each of the following statements describe your neighborhood? lots of graffiti	86
217	I feel safe in my neighborhood.	87
218	If a kid smoked marijuana in your neighborhood would he or she be caught by the police?	87
219	If a kid drank some beer, wine or hard liquor (for example, vodka, whiskey, or gin) in your neighborhood would he or she be caught by the police?	87
220	If a kid carried a handgun in your neighborhood would he or she be caught by the police?	88
221	If you wanted to get some cigarettes, how easy would it be for you to get some?	88
222	If you wanted to get some beer, wine or hard liquor (for example, vodka, whiskey, or gin), how easy would it be for you to get some?	88
223	If you wanted to get a drug like cocaine, LSD, or amphetamines, how easy would it be for you to get some?	89
224	If you wanted to get a handgun, how easy would it be for you to get one?	89
225	If you wanted to get some marijuana, how easy would it be for you to get some?	89
226	If you wanted to get prescription drugs for the purpose of getting high, how easy would it be for you to get some?	90
227	If you wanted to get synthetic marijuana such as K2 or chemical products such as bath salts to get high, how easy would it be for you to get some?	90



228	If you wanted to get steroids to use or to enhance athletic performance, how easy would it be for you to get some? . . . . .	90
229	If you wanted to get e-cigarettes, e-cigars, or e-hookahs, how easy would it be for you to get some? . . . . .	91
230	During the past 12 months, have you participated in any alcohol prevention programs or seen any alcohol prevention messages in your school or community? Yes, a school-based program focused on preventing underage drinking and/or drinking and driving. . . . .	91
231	During the past 12 months, have you participated in any alcohol prevention programs or seen any alcohol prevention messages in your school or community? Yes, a community-based program focused on preventing underage drinking and/or drinking and driving (for example, through your church or temple or through youth groups like Boys and Girls Club or 4-H). . . . .	91
232	During the past 12 months, have you participated in any alcohol prevention programs or seen any alcohol prevention messages in your school or community? Yes, a media campaign addressing underage drinking and/or drinking and driving (for example, newspaper ads, posters, pamphlets, radio, TV). . . . .	92
233	During the past 12 months, have you participated in any alcohol prevention programs or seen any alcohol prevention messages in your school or community? No . . . . .	92
234	How wrong do your parents feel it would be for YOU to: have one or two drinks of an alcoholic beverage nearly every day? . . . . .	92
235	How wrong do your parents feel it would be for YOU to: smoke tobacco? . . . . .	92
236	How wrong do your parents feel it would be for YOU to: smoke marijuana? . . . . .	93
237	How wrong do your parents feel it would be for YOU to: use prescription drugs not prescribed to you? . . . . .	93
238	How wrong do your parents feel it would be for YOU to: steal something? . . . . .	93
239	How wrong do your parents feel it would be for YOU to: draw graffiti, write things, or draw pictures on buildings or other property (without the owner's permission)? . . . . .	94
240	How wrong do your parents feel it would be for YOU to: pick a fight with someone? . . . . .	94
241	During the past 12 months, have you talked with at least one of your parents about the dangers of underage drinking and/or drinking and driving? By parents, we mean either your biological parents, adoptive parents, stepparents, or adult guardians - whether or not they live with you. . . . .	94
242	The rules in my family are clear. . . . .	95
243	People in my family have serious arguments about the same things, and often insult or yell at each other. . . . .	95

244	When I am not at home, one of my parents knows where I am and who I am with. . . . .	95
245	My family has clear rules about alcohol and drug use. . . . .	96
246	If you skipped school would you be caught by your parents? . . . . .	96
247	My parents ask if I've gotten my homework done. . . . .	96
248	Would your parents know if you did not come home on time? . . . . .	97
249	Do you know how to properly dispose of leftover prescription drugs? . . . . .	97
250	Have any of your brothers or sisters ever: drunk beer, wine or hard liquor (for example, vodka, whiskey or gin)? . . . . .	97
251	Have any of your brothers or sisters ever: smoked marijuana? . . . . .	97
252	Have any of your brothers or sisters ever: smoked cigarettes? . . . . .	98
253	Have any of your brothers or sisters ever: taken a handgun to school? . . . . .	98
254	Have any of your brothers or sisters ever: been suspended or expelled from school? . . . . .	98
255	Have any of your brothers or sisters ever: used e-cigarettes, e-cigars or e-hookahs (vaping)? . . . . .	98
256	Have any of your brothers or sisters ever: used prescription drugs not prescribed to him/her? . . . . .	99
257	Have you changed homes in the past year (the last 12 months)? . . . . .	99
258	How many times have you changed homes since kindergarten? . . . . .	99
259	Have you changed schools (including changing from elementary to middle and middle to high school) in the past year? . . . . .	99
260	How many times have you changed schools since kindergarten (including changing from elementary to middle and middle to high school)? . . . . .	100
261	Has anyone in your family ever had severe alcohol or drug problems? . . . . .	100
262	About how many adults (over 21) have you known personally who in the past year have: used marijuana, crack, cocaine, or other drugs? . . . . .	100
263	About how many adults (over 21) have you known personally who in the past year have: sold or dealt drugs? . . . . .	101
264	About how many adults (over 21) have you known personally who in the past year have: done other things that could get them in trouble with the police, like stealing, selling stolen goods, mugging or assaulting others, etc.? . . . .	101
265	About how many adults (over 21) have you known personally who in the past year have: gotten drunk or high? . . . . .	101
266	How honest were you in filling out this survey? . . . . .	102

List of Figures

1	Grade Chart . . . . .	12
2	Gender Chart . . . . .	13
3	Age Chart . . . . .	14

# 1 INTRODUCTION

This report was generated from data collected on the *2019 Arkansas Prevention Needs Assessment Student Survey*. This report contains basic frequency tables of all data collected and graphs on the selected demographic variables of grade, gender and age.

Questions regarding the information found in this report can be directed to:

**International Survey Associates dba Pride Surveys**

Mr. Jay Gleaton

2140 Newmarket Parkway

Suite 116

Marietta, GA 30067

Telephone: (800) 279-6361

Fax: (770) 726-9327

Website: <http://www.pridesurveys.com>

# Grade Chart

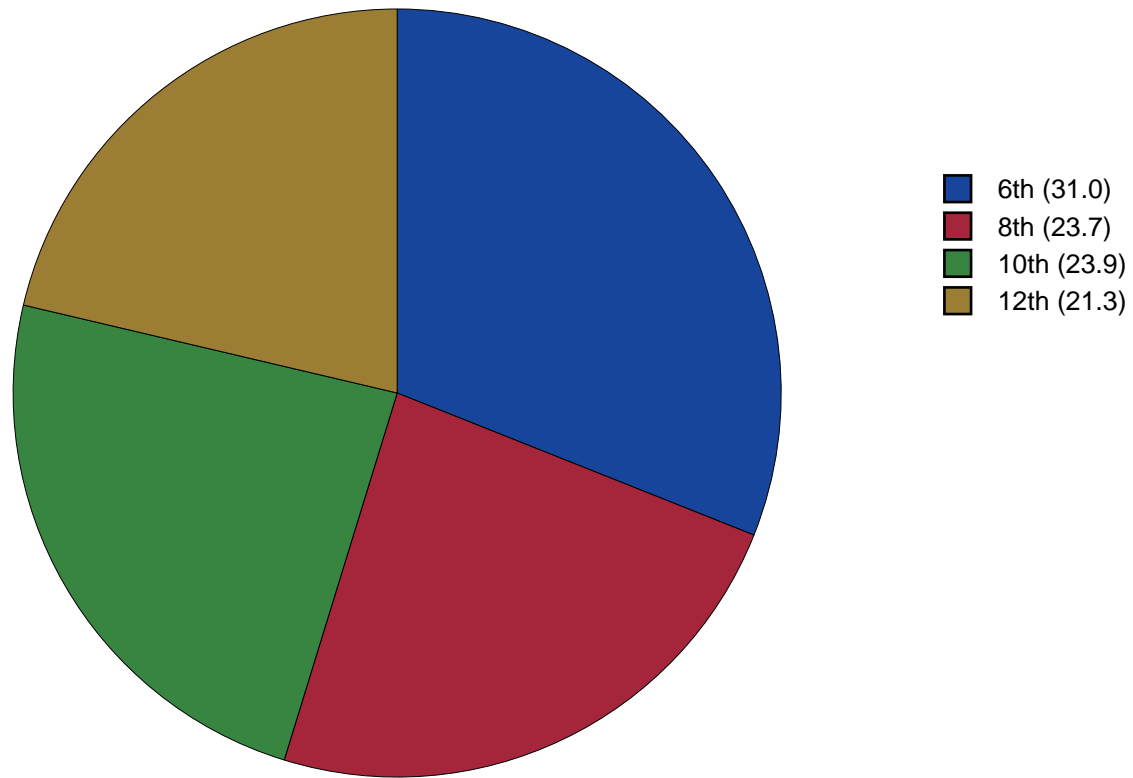


Figure 1: Grade Chart

## Gender Chart

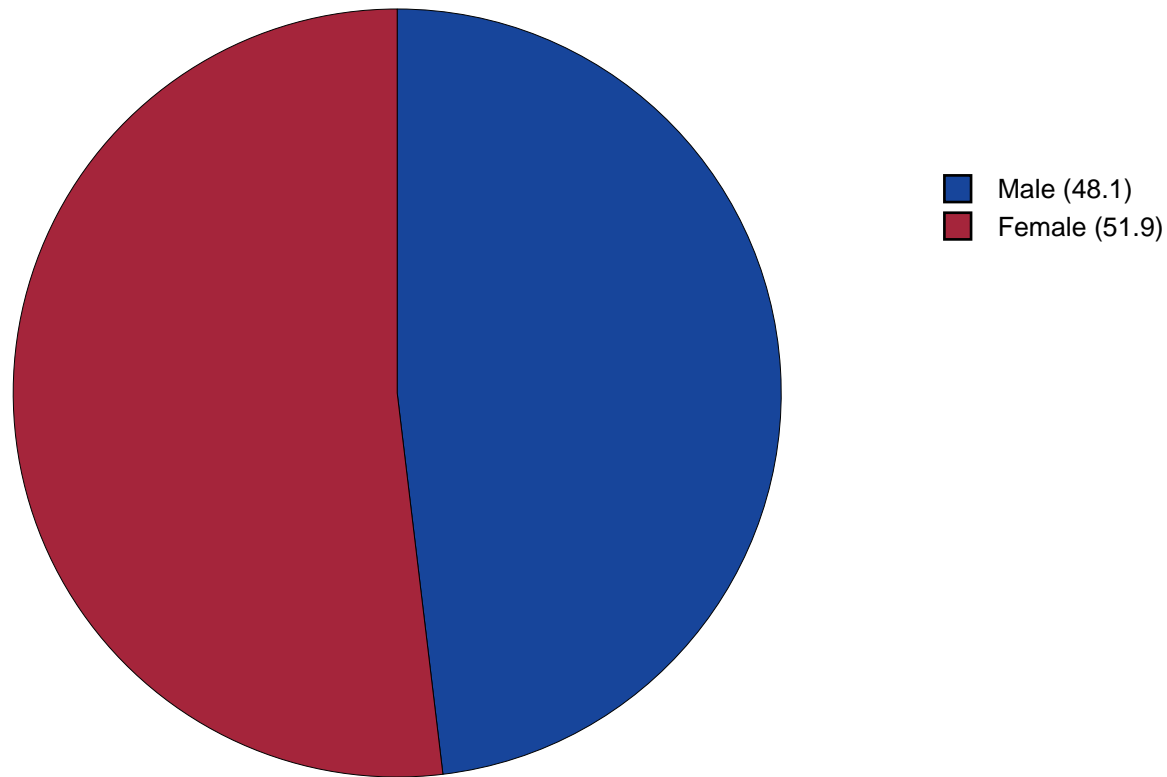


Figure 2: Gender Chart



# Age Chart

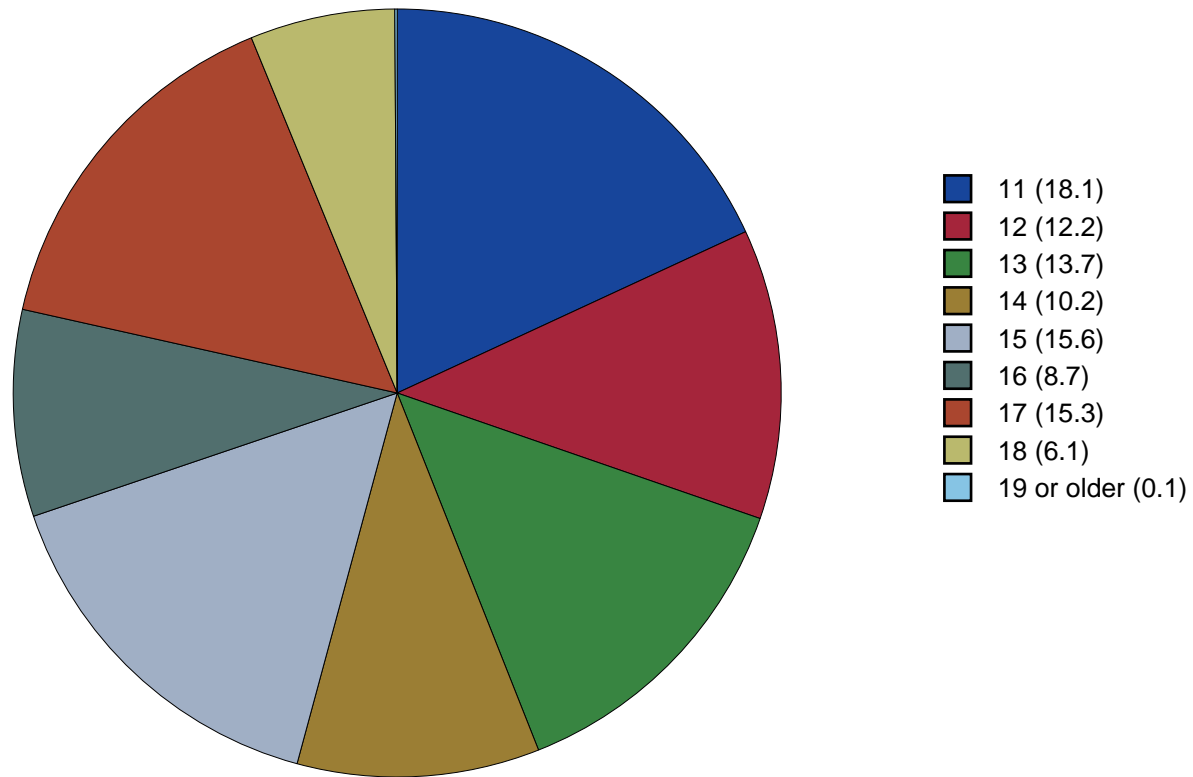


Figure 3: Age Chart

## 2 PERCENTAGE TABLES

The following tables contain frequency distribution detailing how your students responded to each question on the survey. The tables appear in the same order as the questions on the survey. The tables include breakdowns by grade level as well as overall percentages. The *N of Valid* row is a frequency count of the number of valid responses to each question for each grade and overall. The *N of Miss* row is a frequency count of the number of invalid (marked more than one response) or missing (i.e. did not respond) responses to each question for each grade and overall.

For the questions that allowed more than one response (i.e. race, live with, etc.) each response becomes a separate table. If a student did not mark the response, that was counted as a NO response, and if they did mark the response, that was counted as a YES response. Since a non response is a valid response for these questions, the *N of Miss* will always be zero for these questions.

Table 1: Gender



Response	6	8	10	12	Total	
Male	52.7	44.5	43.4	50.9	48.1	
Female	47.3	55.5	56.6	49.1	51.9	
N of Valid	467	346	348	293	1454	
N of Miss	7	16	17	33	73	

Table 2: Age










Response	6	8	10	12	Total	
10 or younger	0.0	0.0	0.0	0.0	0.0	
11	58.4	0.3	0.0	0.0	18.1	
12	39.0	0.6	0.0	0.0	12.2	
13	2.3	54.6	0.3	0.0	13.7	
14	0.2	42.3	0.3	0.0	10.2	
15	0.0	1.9	62.9	0.0	15.6	
16	0.0	0.3	35.4	0.6	8.7	
17	0.0	0.0	1.1	70.2	15.3	
18	0.0	0.0	0.0	28.6	6.1	
19 or older	0.0	0.0	0.0	0.6	0.1	
N of Valid	469	359	364	325	1517	
N of Miss	5	3	1	1	10	

Table 3: Are you Hispanic or Latino?



Response	6	8	10	12	Total	
No	92.2	87.7	85.3	91.6	89.3	
Yes	7.8	12.3	14.7	8.4	10.7	
N of Valid	435	351	353	321	1460	
N of Miss	39	11	12	5	67	

Table 4: What is your race? Black or African American



Response	6	8	10	12	Total	
No	62.6	58.2	63.4	65.7	62.4	
Yes	37.4	41.8	36.6	34.3	37.6	
N of Valid	462	352	358	324	1496	
N of Miss	0	0	0	0	0	

Table 5: What is your race? Asian



Response	6	8	10	12	Total	
No	98.9	96.9	97.8	98.8	98.1	
Yes	1.1	3.1	2.2	1.2	1.9	
N of Valid	462	352	358	324	1496	
N of Miss	0	0	0	0	0	

Table 6: What is your race? American Indian



Response	6	8	10	12	Total	
No	95.7	95.5	95.0	96.9	95.7	
Yes	4.3	4.5	5.0	3.1	4.3	
N of Valid	462	352	358	324	1496	
N of Miss	0	0	0	0	0	

Table 7: What is your race? Alaska Native



Response	6	8	10	12	Total	
No	99.6	99.7	99.4	100.0	99.7	
Yes	0.4	0.3	0.6	0.0	0.3	
N of Valid	462	352	358	324	1496	
N of Miss	0	0	0	0	0	

Table 8: What is your race? White



Response	6	8	10	12	Total	
No	43.7	46.0	42.5	35.5	42.2	
Yes	56.3	54.0	57.5	64.5	57.8	
N of Valid	462	352	358	324	1496	
N of Miss	0	0	0	0	0	

Table 9: What is your race? Native Hawaiian or Other Pacific Islander



Response	6	8	10	12	Total	
No	100.0	99.1	99.2	99.7	99.5	
Yes	0.0	0.9	0.8	0.3	0.5	
N of Valid	462	352	358	324	1496	
N of Miss	0	0	0	0	0	

Table 10: What is your race? Other



Response	6	8	10	12	Total	
No	90.7	86.6	88.8	95.7	90.4	
Yes	9.3	13.4	11.2	4.3	9.6	
N of Valid	462	352	358	324	1496	
N of Miss	0	0	0	0	0	



Table 11: What is the highest level of schooling completed by your mother or father?

Response	6	8	10	12	Total	
Completed grade school or less	3.5	2.0	2.2	3.1	2.7	
Some high school	1.8	7.1	14.3	13.0	8.5	
Completed high school	12.6	13.9	12.1	22.2	14.9	
Some college	8.8	17.9	15.4	14.5	13.8	
Completed college	28.2	20.5	28.7	26.9	26.2	
Graduate or professional school after college	10.8	15.1	15.2	12.3	13.2	
Don't know	33.3	22.2	11.3	6.8	19.6	
Does not apply	1.1	1.4	0.8	1.2	1.1	
N of Valid	454	352	363	324	1493	
N of Miss	20	10	2	2	34	

Table 12: Think of where you live most of the time. Which of the following people live there with you? Mother

Response	6	8	10	12	Total	
No	13.6	12.8	15.4	17.3	14.6	
Yes	86.4	87.2	84.6	82.7	85.4	
N of Valid	469	359	364	324	1516	
N of Miss	0	0	0	0	0	

Table 13: Think of where you live most of the time. Which of the following people live there with you? Stepmother

Response	6	8	10	12	Total	
No	93.0	98.1	95.1	94.8	95.1	
Yes	7.0	1.9	4.9	5.2	4.9	
N of Valid	469	359	364	324	1516	
N of Miss	0	0	0	0	0	

Table 14: Think of where you live most of the time. Which of the following people live there with you? Foster Mother



Response	6	8	10	12	Total	
No	99.4	99.7	99.5	100.0	99.6	
Yes	0.6	0.3	0.5	0.0	0.4	
N of Valid	469	359	364	324	1516	
N of Miss	0	0	0	0	0	

Table 15: Think of where you live most of the time. Which of the following people live there with you? Grandmother



Response	6	8	10	12	Total	
No	77.6	84.4	85.4	90.4	83.8	
Yes	22.4	15.6	14.6	9.6	16.2	
N of Valid	469	359	364	324	1516	
N of Miss	0	0	0	0	0	

Table 16: Think of where you live most of the time. Which of the following people live there with you? Aunt



Response	6	8	10	12	Total	
No	93.0	93.3	95.1	97.2	94.5	
Yes	7.0	6.7	4.9	2.8	5.5	
N of Valid	469	359	364	324	1516	
N of Miss	0	0	0	0	0	

Table 17: Think of where you live most of the time. Which of the following people live there with you? Father



Response	6	8	10	12	Total	
No	45.2	50.4	45.3	45.1	46.4	
Yes	54.8	49.6	54.7	54.9	53.6	
N of Valid	469	359	364	324	1516	
N of Miss	0	0	0	0	0	

Table 18: Think of where you live most of the time. Which of the following people live there with you? Stepfather



Response	6	8	10	12	Total	
No	82.9	85.8	85.4	83.3	84.3	
Yes	17.1	14.2	14.6	16.7	15.7	
N of Valid	469	359	364	324	1516	
N of Miss	0	0	0	0	0	

Table 19: Think of where you live most of the time. Which of the following people live there with you? Foster Father



Response	6	8	10	12	Total	
No	99.1	99.7	99.7	100.0	99.6	
Yes	0.9	0.3	0.3	0.0	0.4	
N of Valid	469	359	364	324	1516	
N of Miss	0	0	0	0	0	

Table 20: Think of where you live most of the time. Which of the following people live there with you? Grandfather



Response	6	8	10	12	Total	
No	88.7	91.4	94.2	95.1	92.0	
Yes	11.3	8.6	5.8	4.9	8.0	
N of Valid	469	359	364	324	1516	
N of Miss	0	0	0	0	0	

Table 21: Think of where you live most of the time. Which of the following people live there with you? Uncle



Response	6	8	10	12	Total	
No	93.0	94.4	97.0	95.4	94.8	
Yes	7.0	5.6	3.0	4.6	5.2	
N of Valid	469	359	364	324	1516	
N of Miss	0	0	0	0	0	

Table 22: Think of where you live most of the time. Which of the following people live there with you? Other Adults



Response	6	8	10	12	Total	
No	97.2	96.4	98.1	98.1	97.4	
Yes	2.8	3.6	1.9	1.9	2.6	
N of Valid	469	359	364	324	1516	
N of Miss	0	0	0	0	0	

Table 23: Think of where you live most of the time. Which of the following people live there with you? Brother(s)



Response	6	8	10	12	Total	
No	53.9	54.9	57.7	59.9	56.3	
Yes	46.1	45.1	42.3	40.1	43.7	
N of Valid	469	359	364	324	1516	
N of Miss	0	0	0	0	0	

Table 24: Think of where you live most of the time. Which of the following people live there with you? Stepbrother(s)



Response	6	8	10	12	Total	
No	93.6	94.2	96.2	97.5	95.2	
Yes	6.4	5.8	3.8	2.5	4.8	
N of Valid	469	359	364	324	1516	
N of Miss	0	0	0	0	0	

Table 25: Think of where you live most of the time. Which of the following people live there with you? Sister(s)



Response	6	8	10	12	Total	
No	52.7	51.0	61.8	63.3	56.7	
Yes	47.3	49.0	38.2	36.7	43.3	
N of Valid	469	359	364	324	1516	
N of Miss	0	0	0	0	0	

Table 26: Think of where you live most of the time. Which of the following people live there with you? Stepsister(s)

Response	6	8	10	12	Total	
No	94.5	96.7	97.5	98.8	96.6	
Yes	5.5	3.3	2.5	1.2	3.4	
N of Valid	469	359	364	324	1516	
N of Miss	0	0	0	0	0	

Table 27: Think of where you live most of the time. Which of the following people live there with you? Other Children

Response	6	8	10	12	Total	
No	95.7	93.3	94.8	96.3	95.1	
Yes	4.3	6.7	5.2	3.7	4.9	
N of Valid	469	359	364	324	1516	
N of Miss	0	0	0	0	0	

Table 28: In my school, students have lots of chances to help decide things like class activities and rules.

Response	6	8	10	12	Total	
NO!	19.4	16.3	13.6	13.7	16.1	
no	36.7	34.1	34.7	28.9	33.9	
yes	35.8	43.7	43.2	49.1	42.3	
YES!	8.1	5.9	8.5	8.4	7.7	
N of Valid	458	355	352	322	1487	
N of Miss	16	7	13	4	40	

Table 29: Teachers ask me to work on special classroom projects.

Response	6	8	10	12	Total	
NO!	12.2	10.1	12.6	11.6	11.7	
no	34.9	43.7	41.1	40.4	39.7	
yes	43.6	39.9	35.9	41.4	40.4	
YES!	9.3	6.3	10.3	6.6	8.3	
N of Valid	450	348	348	319	1465	
N of Miss	24	14	17	7	62	



Table 30: My teacher(s) notices when I am doing a good job and lets me know about it.

Response	6	8	10	12	Total
NO!	6.2	6.6	7.2	6.9	6.7
no	13.8	23.9	25.7	22.7	21.0
yes	47.8	50.9	50.0	56.5	51.0
YES!	32.2	18.7	17.1	13.9	21.3
N of Valid	435	348	346	317	1446
N of Miss	39	14	19	9	81

Table 31: There are lots of chances for students in my school to get involved in sports, clubs, and other school activities outside of class.

Response	6	8	10	12	Total
NO!	14.1	2.0	2.6	1.9	5.8
no	20.2	10.2	6.0	6.2	11.4
yes	37.7	44.9	41.2	40.8	40.9
YES!	28.0	42.9	50.3	51.1	41.9
N of Valid	446	352	352	321	1471
N of Miss	28	10	13	5	56

Table 32: There are lots of chances for students in my school to talk with a teacher one-on-one.

Response	6	8	10	12	Total
NO!	7.1	4.8	4.8	3.7	5.3
no	11.9	23.9	19.0	15.5	17.2
yes	48.1	47.4	53.1	53.1	50.2
YES!	32.9	23.9	23.0	27.6	27.2
N of Valid	453	352	352	322	1479
N of Miss	21	10	13	4	48

Table 33: I feel safe at my school.


Response	6	8	10	12	Total	
NO!	13.7	11.3	12.0	8.5	11.6	
no	14.8	21.8	21.5	16.0	18.3	
yes	40.1	52.3	55.0	56.7	50.2	
YES!	31.4	14.7	11.5	18.8	19.8	
N of Valid	439	354	349	319	1461	
N of Miss	35	8	16	7	66	

Table 34: The school lets my parents know when I have done something well.

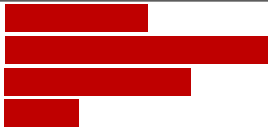
Response	6	8	10	12	Total	
NO!	16.5	20.6	24.6	24.1	21.1	
no	32.6	43.1	43.8	48.3	41.2	
yes	33.9	29.7	24.1	22.6	28.1	
YES!	17.0	6.6	7.4	5.0	9.6	
N of Valid	454	350	349	319	1472	
N of Miss	20	12	16	7	55	

Table 35: My teachers praise me when I work hard in school.

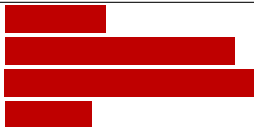
Response	6	8	10	12	Total	
NO!	12.1	15.2	16.2	12.8	14.0	
no	30.0	38.8	36.5	37.8	35.4	
yes	39.7	37.1	37.3	41.2	38.8	
YES!	18.2	8.9	10.0	8.1	11.8	
N of Valid	446	348	351	320	1465	
N of Miss	28	14	14	6	62	

Table 36: Are your school grades better than the grades of most students in your class?

Response	6	8	10	12	Total
NO!	12.3	8.4	9.5	5.0	9.1
no	31.2	36.0	29.5	26.6	31.0
yes	39.1	44.5	45.8	50.5	44.5
YES!	17.4	11.0	15.2	17.9	15.5
N of Valid	448	344	349	319	1460
N of Miss	26	18	16	7	67

Table 37: I have lots of chances to be part of class discussions or activities.

Response	6	8	10	12	Total
NO!	8.6	3.2	6.3	3.8	5.7
no	15.0	18.2	20.1	12.3	16.4
yes	46.8	59.1	52.4	61.3	54.2
YES!	29.6	19.6	21.2	22.6	23.7
N of Valid	453	347	349	318	1467
N of Miss	21	15	16	8	60

Table 38: Now thinking back over the past year in school, how often did you: enjoy being in school?

Response	6	8	10	12	Total
Never	12.6	13.8	14.0	9.7	12.6
Seldom	12.9	19.8	18.3	16.6	16.6
Sometimes	40.6	40.4	39.3	40.0	40.1
Often	19.3	17.2	22.9	27.5	21.4
Almost always	14.6	8.8	5.4	6.2	9.2
N of Valid	451	354	349	320	1474
N of Miss	23	8	16	6	53

Table 39: Now thinking back over the past year in school, how often did you: hate being in school?






Response	6	8	10	12	Total	
Never	10.5	2.8	4.1	4.1	5.7	
Seldom	22.3	16.0	18.0	17.3	18.7	
Sometimes	30.4	37.9	35.2	41.8	35.8	
Often	20.1	26.2	22.7	23.0	22.8	
Almost always	16.7	17.1	20.1	13.8	17.0	
N of Valid	448	351	344	318	1461	
N of Miss	26	11	21	8	66	

Table 40: Now thinking back over the past year in school, how often did you: try to do your best work in school?






Response	6	8	10	12	Total	
Never	1.3	1.1	2.3	0.6	1.4	
Seldom	2.7	2.5	4.3	2.2	2.9	
Sometimes	9.6	14.7	10.3	16.9	12.6	
Often	16.3	32.3	33.2	33.1	27.8	
Almost always	70.1	49.3	49.9	47.2	55.3	
N of Valid	448	353	349	320	1470	
N of Miss	26	9	16	6	57	

Table 41: How often do you feel that the school work you are assigned is meaningful and important?






Response	6	8	10	12	Total	
Never	6.2	5.4	7.4	4.4	5.9	
Seldom	10.6	20.9	25.1	24.6	19.5	
Sometimes	31.3	39.5	36.3	40.5	36.4	
Often	27.1	24.6	20.6	23.1	24.1	
Almost always	24.9	9.6	10.6	7.5	14.1	
N of Valid	454	354	350	321	1479	
N of Miss	20	8	15	5	48	

Table 42: Putting them all together, what were your grades like last year?






Response	6	8	10	12	Total	
Mostly F's	2.2	2.3	0.9	0.9	1.6	
Mostly D's	3.3	3.7	4.9	4.1	3.9	
Mostly C's	18.9	19.7	21.1	20.4	19.9	
Mostly B's	37.9	44.7	41.1	37.6	40.2	
Mostly A's	37.7	29.6	32.0	37.0	34.3	
N of Valid	454	351	350	319	1474	
N of Miss	20	11	15	7	53	

Table 43: How important do you think the things you are learning in school are going to be for your later life?






Response	6	8	10	12	Total	
Very important	43.9	17.3	14.3	10.3	23.3	
Quite important	25.3	21.8	20.0	19.1	21.9	
Fairly important	17.9	34.0	31.4	32.5	28.1	
Slightly important	9.4	21.8	24.9	30.9	20.7	
Not at all important	3.5	5.1	9.4	7.2	6.1	
N of Valid	458	353	350	320	1481	
N of Miss	16	9	15	6	46	

Table 44: During the LAST FOUR WEEKS how many whole days of school have you missed because you skipped or "cut"?








Response	6	8	10	12	Total	
None	57.1	60.2	66.7	63.6	61.5	
1	15.2	13.1	11.5	13.1	13.3	
2	7.5	9.7	6.0	9.3	8.1	
3	9.2	8.0	7.8	6.5	8.0	
4-5	7.7	5.1	6.9	5.0	6.3	
6-10	3.1	2.3	0.3	2.2	2.0	
11 or more	0.2	1.7	0.9	0.3	0.7	
N of Valid	455	352	348	321	1476	
N of Miss	19	10	17	5	51	



Table 45: What are the chances you would be seen as cool if you: smoked cigarettes?






Response	6	8	10	12	Total	
No or very little chance	86.4	65.0	68.2	70.4	73.4	
Little chance	6.6	12.5	12.4	15.1	11.3	
Some chance	3.4	15.1	12.4	11.9	10.2	
Pretty good chance	2.7	4.8	3.8	1.3	3.2	
Very good chance	0.9	2.6	3.2	1.3	1.9	
N of Valid	441	351	346	318	1456	
N of Miss	33	11	19	8	71	

Table 46: What are the chances you would be seen as cool if you: worked hard at school?






Response	6	8	10	12	Total	
No or very little chance	6.9	14.6	14.4	14.2	12.1	
Little chance	8.7	17.8	13.8	17.7	14.1	
Some chance	15.6	21.1	24.7	26.3	21.4	
Pretty good chance	29.9	28.1	23.8	25.0	26.9	
Very good chance	38.9	18.4	23.2	16.8	25.4	
N of Valid	435	342	340	316	1433	
N of Miss	39	20	25	10	94	

Table 47: What are the chances you would be seen as cool if you: began drinking alcoholic beverages regularly, that is, at least once or twice a month?






Response	6	8	10	12	Total	
No or very little chance	81.8	57.5	52.8	42.8	60.5	
Little chance	9.0	13.9	11.9	13.5	11.8	
Some chance	3.9	15.6	15.4	20.8	13.2	
Pretty good chance	2.8	9.5	12.8	17.0	9.9	
Very good chance	2.5	3.5	7.2	6.0	4.6	
N of Valid	435	346	345	318	1444	
N of Miss	39	16	20	8	83	

Table 48: What are the chances you would be seen as cool if you: defended someone who was being bullied?






Response	6	8	10	12	Total	
No or very little chance	11.5	16.4	16.6	14.0	14.4	
Little chance	9.9	17.2	14.9	13.3	13.6	
Some chance	18.2	26.4	25.7	32.7	25.1	
Pretty good chance	25.7	21.0	25.7	23.8	24.1	
Very good chance	34.7	19.0	17.2	16.2	22.7	
N of Valid	435	348	343	315	1441	
N of Miss	39	14	22	11	86	

Table 49: What are the chances you would be seen as cool if you: smoked marijuana?






Response	6	8	10	12	Total	
No or very little chance	87.4	52.2	55.4	39.0	60.8	
Little chance	5.7	11.3	9.6	12.1	9.4	
Some chance	3.0	10.1	9.6	16.3	9.2	
Pretty good chance	2.1	13.3	10.4	16.9	10.0	
Very good chance	1.8	13.0	15.1	15.7	10.7	
N of Valid	438	345	345	313	1441	
N of Miss	36	17	20	13	86	

Table 50: What are the chances you would be seen as cool if you: carried a handgun?






Response	6	8	10	12	Total	
No or very little chance	77.3	60.5	72.0	61.8	68.6	
Little chance	9.4	12.6	10.8	17.0	12.2	
Some chance	5.3	10.0	8.2	11.4	8.4	
Pretty good chance	2.3	8.9	3.2	6.0	4.9	
Very good chance	5.7	8.0	5.8	3.8	5.9	
N of Valid	437	349	343	317	1446	
N of Miss	37	13	22	9	81	

Table 51: What are the chances you would be seen as cool if you: used e-cigarettes, e-cigars or e-hookahs (vaping)?

Response	6	8	10	12	Total	
No or very little chance	79.7	45.7	48.7	43.5	56.3	
Little chance	9.1	10.6	9.0	6.7	8.9	
Some chance	4.1	11.1	11.4	15.7	10.0	
Pretty good chance	2.5	14.0	10.5	17.3	10.4	
Very good chance	4.6	18.6	20.4	16.9	14.4	
N of Valid	439	350	343	313	1445	
N of Miss	35	12	22	13	82	

Table 52: What are the chances you would be seen as cool if you: bullied someone or cyber bullied someone?

Response	6	8	10	12	Total	
No or very little chance	79.7	45.7	48.7	43.5	56.3	
Little chance	9.1	10.6	9.0	6.7	8.9	
Some chance	4.1	11.1	11.4	15.7	10.0	
Pretty good chance	2.5	14.0	10.5	17.3	10.4	
Very good chance	4.6	18.6	20.4	16.9	14.4	
N of Valid	439	350	343	313	1445	
N of Miss	35	12	22	13	82	

Table 53: Think of your four best friends (the friends you feel closest to). In the past year (12 months), how many of your best friends have: participated in clubs, organizations or activities at school?

Response	6	8	10	12	Total	
0	29.5	13.9	16.9	12.0	19.0	
1	14.3	14.8	13.1	11.7	13.6	
2	15.0	20.3	16.3	17.4	17.1	
3	12.0	14.8	15.5	11.7	13.4	
4	29.1	36.2	38.2	47.2	36.9	
N of Valid	440	345	343	316	1444	
N of Miss	34	17	22	10	83	

Table 54: Think of your four best friends (the friends you feel closest to). In the past year (12 months), how many of your best friends have: smoked cigarettes?






Response	6	8	10	12	Total	
0	90.0	74.3	71.1	68.9	77.1	
1	6.8	12.6	17.1	12.5	11.9	
2	0.9	8.5	6.2	7.4	5.4	
3	1.1	1.8	2.9	5.8	2.7	
4	1.1	2.9	2.7	5.4	2.9	
N of Valid	438	342	339	312	1431	
N of Miss	36	20	26	14	96	

Table 55: Think of your four best friends (the friends you feel closest to). In the past year (12 months), how many of your best friends have: tried beer, wine or hard liquor (for example, vodka, whiskey, or gin) when their parents didn't know about it?






Response	6	8	10	12	Total	
0	82.6	51.3	44.8	34.9	55.7	
1	7.5	17.7	17.7	13.3	13.6	
2	5.2	12.8	13.7	15.9	11.3	
3	1.1	6.4	9.9	10.2	6.4	
4	3.6	11.9	14.0	25.7	12.9	
N of Valid	442	345	344	315	1446	
N of Miss	32	17	21	11	81	

Table 56: Think of your four best friends (the friends you feel closest to). In the past year (12 months), how many of your best friends have: used e-cigarettes, e-cigars, or e-hookahs?






Response	6	8	10	12	Total	
0	89.7	57.3	50.4	47.1	63.3	
1	5.3	17.0	15.6	11.1	11.8	
2	2.5	10.5	11.8	11.8	8.7	
3	0.9	5.6	10.9	8.6	6.1	
4	1.6	9.6	11.2	21.3	10.1	
N of Valid	437	342	339	314	1432	
N of Miss	37	20	26	12	95	

Table 57: Think of your four best friends (the friends you feel closest to). In the past year (12 months), how many of your best friends have: used marijuana?






Response	6	8	10	12	Total	
0	94.8	71.0	59.1	49.7	70.8	
1	3.6	11.4	15.6	15.7	11.0	
2	0.5	8.2	10.0	9.6	6.6	
3	0.5	3.2	5.3	7.4	3.8	
4	0.7	6.2	10.0	17.6	7.9	
N of Valid	440	341	340	312	1433	
N of Miss	34	21	25	14	94	

Table 58: Think of your four best friends (the friends you feel closest to). In the past year (12 months), how many of your best friends have: used prescription drugs or non-prescription drugs for the purpose of getting high?






Response	6	8	10	12	Total	
0	94.1	82.1	83.7	79.6	85.6	
1	3.9	10.9	8.2	8.0	7.5	
2	0.5	3.8	2.9	7.0	3.3	
3	0.9	1.2	1.7	1.3	1.3	
4	0.7	2.1	3.5	4.1	2.4	
N of Valid	439	340	343	314	1436	
N of Miss	35	22	22	12	91	

Table 59: Think of your four best friends (the friends you feel closest to). In the past year (12 months), how many of your best friends have: used synthetic marijuana (K2, spice) or bath salts?






Response	6	8	10	12	Total	
0	96.6	94.5	92.9	93.4	94.5	
1	1.8	3.2	3.8	2.2	2.7	
2	0.7	0.9	1.2	1.6	1.0	
3	0.5	0.3	0.9	1.3	0.7	
4	0.5	1.2	1.2	1.6	1.0	
N of Valid	439	344	340	316	1439	
N of Miss	35	18	25	10	88	

Table 60: Think of your four best friends (the friends you feel closest to). In the past year (12 months), how many of your best friends have: used LSD, cocaine, amphetamines, or other illegal drugs?






Response	6	8	10	12	Total	
0	96.4	92.1	90.4	91.4	92.9	
1	2.5	4.1	4.9	3.5	3.7	
2	0.7	1.5	2.3	2.2	1.6	
3	0.0	0.9	0.9	1.0	0.6	
4	0.5	1.5	1.5	1.9	1.2	
N of Valid	439	343	344	315	1441	
N of Miss	35	19	21	11	86	

Table 61: Think of your four best friends (the friends you feel closest to). In the past year (12 months), how many of your best friends have: been bullied?






Response	6	8	10	12	Total	
0	40.1	41.6	58.4	70.9	51.6	
1	26.6	26.7	20.1	12.7	22.0	
2	12.6	13.1	8.4	9.2	11.0	
3	7.8	7.6	4.1	1.9	5.6	
4	12.8	11.0	9.0	5.4	9.9	
N of Valid	436	344	344	316	1440	
N of Miss	38	18	21	10	87	

Table 62: Think of your four best friends (the friends you feel closest to). In the past year (12 months), how many of your best friends have: been suspended from school?






Response	6	8	10	12	Total	
0	56.8	51.7	68.6	71.2	61.6	
1	22.9	24.7	13.5	13.6	19.0	
2	6.9	8.7	7.9	7.6	7.7	
3	4.2	5.8	6.5	2.2	4.7	
4	9.2	9.0	3.5	5.4	7.0	
N of Valid	433	344	341	316	1434	
N of Miss	41	18	24	10	93	

Table 63: Think of your four best friends (the friends you feel closest to). In the past year (12 months), how many of your best friends have: carried a handgun?






Response	6	8	10	12	Total	
0	89.9	87.2	89.0	91.7	89.4	
1	7.1	5.5	4.7	3.8	5.4	
2	1.1	3.2	4.4	1.3	2.4	
3	0.0	1.4	1.2	0.6	0.8	
4	1.8	2.6	0.9	2.5	1.9	
N of Valid	437	345	344	314	1440	
N of Miss	37	17	21	12	87	

Table 64: Think of your four best friends (the friends you feel closest to). In the past year (12 months), how many of your best friends have: sold illegal drugs?






Response	6	8	10	12	Total	
0	97.0	90.7	88.0	91.5	92.1	
1	1.8	5.5	5.9	4.1	4.2	
2	0.9	2.0	3.2	2.2	2.0	
3	0.0	0.0	1.5	0.6	0.5	
4	0.2	1.7	1.5	1.6	1.2	
N of Valid	437	343	341	316	1437	
N of Miss	37	19	24	10	90	

Table 65: Think of your four best friends (the friends you feel closest to). In the past year (12 months), how many of your best friends have: regularly attended religious services?






Response	6	8	10	12	Total	
0	45.9	26.6	33.7	24.7	33.6	
1	8.9	13.7	12.3	15.2	12.3	
2	9.1	16.4	14.7	18.0	14.2	
3	7.7	17.9	18.2	20.9	15.6	
4	28.4	25.4	21.1	21.2	24.3	
N of Valid	416	335	341	316	1408	
N of Miss	58	27	24	10	119	

Table 66: Think of your four best friends (the friends you feel closest to). In the past year (12 months), how many of your best friends have: stolen or tried to steal a motor vehicle such as a car or motorcycle?






Response	6	8	10	12	Total	
0	95.9	93.8	95.9	96.2	95.5	
1	3.0	3.5	2.1	1.9	2.6	
2	0.9	1.2	0.6	0.3	0.8	
3	0.2	0.9	0.9	0.6	0.6	
4	0.0	0.6	0.6	1.0	0.5	
N of Valid	439	340	341	314	1434	
N of Miss	35	22	24	12	93	

Table 67: Think of your four best friends (the friends you feel closest to). In the past year (12 months), how many of your best friends have: been arrested?






Response	6	8	10	12	Total	
0	96.1	88.5	89.5	88.8	91.1	
1	2.1	7.1	7.0	6.7	5.4	
2	0.5	2.6	0.9	2.6	1.5	
3	0.5	0.0	0.9	0.3	0.4	
4	0.9	1.8	1.7	1.6	1.5	
N of Valid	438	340	343	313	1434	
N of Miss	36	22	22	13	93	

Table 68: Think of your four best friends (the friends you feel closest to). In the past year (12 months), how many of your best friends have: dropped out of school?






Response	6	8	10	12	Total	
0	95.9	95.9	92.4	94.3	94.7	
1	3.2	2.9	5.6	4.4	4.0	
2	0.2	0.6	0.3	0.3	0.3	
3	0.2	0.0	1.5	0.3	0.5	
4	0.5	0.6	0.3	0.6	0.5	
N of Valid	438	342	340	315	1435	
N of Miss	36	20	25	11	92	



Table 69: Think of your four best friends (the friends you feel closest to). In the past year (12 months), how many of your best friends have: been members of a gang?






Response	6	8	10	12	Total	
0	86.2	78.1	83.3	84.5	83.2	
1	4.8	7.9	7.0	4.7	6.1	
2	2.3	5.3	2.9	2.5	3.2	
3	0.9	2.0	1.8	2.2	1.7	
4	5.7	6.7	5.0	6.0	5.9	
N of Valid	436	342	341	316	1435	
N of Miss	38	20	24	10	92	

Table 70: How old were you when you first: smoked marijuana?










Response	6	8	10	12	Total	
Never	97.5	83.5	79.6	64.2	82.7	
10 or younger	0.7	1.2	2.0	0.6	1.1	
11	0.7	2.0	0.6	1.3	1.1	
12	0.9	4.9	3.2	3.2	2.9	
13	0.2	6.4	2.0	4.7	3.1	
14	0.0	1.7	6.1	5.1	3.0	
15	0.0	0.0	5.8	7.0	2.9	
16	0.0	0.3	0.6	10.1	2.4	
17 or older	0.0	0.0	0.0	3.8	0.8	
N of Valid	445	346	343	316	1450	
N of Miss	29	16	22	10	77	

Table 71: How old were you when you first: smoked a cigarette, even just a puff?










Response	6	8	10	12	Total	
Never	92.2	77.9	75.9	68.1	79.6	
10 or younger	4.6	7.6	6.0	5.2	5.8	
11	2.1	2.3	2.1	1.9	2.1	
12	0.9	4.9	4.5	5.5	3.7	
13	0.0	6.1	3.9	1.9	2.8	
14	0.0	1.2	3.9	5.2	2.3	
15	0.0	0.0	3.3	4.2	1.7	
16	0.0	0.0	0.6	3.5	0.9	
17 or older	0.2	0.0	0.0	4.5	1.1	
N of Valid	435	344	336	310	1425	
N of Miss	39	18	29	16	102	

Table 72: How old were you when you first: had more than a sip or two of beer, wine or hard liquor (for example, vodka, whiskey, or gin)?










Response	6	8	10	12	Total	
Never	82.7	58.4	50.7	38.7	59.7	
10 or younger	10.6	12.8	8.7	7.2	9.9	
11	5.2	7.3	2.6	3.1	4.6	
12	1.3	7.0	4.4	3.8	3.9	
13	0.0	12.8	9.0	3.8	6.0	
14	0.0	1.7	9.6	10.4	5.0	
15	0.0	0.0	13.1	7.9	4.8	
16	0.0	0.0	1.5	15.4	3.7	
17 or older	0.2	0.0	0.3	9.7	2.3	
N of Valid	445	344	343	318	1450	
N of Miss	29	18	22	8	77	

Table 73: How old were you when you first: began drinking alcoholic beverages regularly, that is, at least once or twice a month?










Response	6	8	10	12	Total	
Never	98.6	89.8	83.3	76.1	88.0	
10 or younger	0.0	1.5	0.6	1.3	0.8	
11	0.7	1.5	0.3	0.0	0.6	
12	0.2	1.8	1.8	0.3	1.0	
13	0.0	4.1	2.3	0.6	1.7	
14	0.0	1.5	5.3	2.8	2.2	
15	0.0	0.0	5.6	3.1	2.0	
16	0.0	0.0	0.9	8.5	2.1	
17 or older	0.5	0.0	0.0	7.2	1.7	
N of Valid	444	342	342	318	1446	
N of Miss	30	20	23	8	81	

Table 74: How old were you when you first: used Pegaramide (peg, Peggy)?


Response	6	8	10	12	Total	
Never	100.0	100.0	100.0	100.0	100.0	
10 or younger	0.0	0.0	0.0	0.0	0.0	
11	0.0	0.0	0.0	0.0	0.0	
12	0.0	0.0	0.0	0.0	0.0	
13	0.0	0.0	0.0	0.0	0.0	
14	0.0	0.0	0.0	0.0	0.0	
15	0.0	0.0	0.0	0.0	0.0	
16	0.0	0.0	0.0	0.0	0.0	
17 or older	0.0	0.0	0.0	0.0	0.0	
N of Valid	442	342	340	316	1440	
N of Miss	32	20	25	10	87	

Table 75: How old were you when you first: got suspended from school?










Response	6	8	10	12	Total	
Never	72.2	71.5	71.8	68.2	71.1	
10 or younger	16.9	10.8	7.4	8.2	11.3	
11	8.8	4.9	5.3	4.4	6.1	
12	1.8	6.1	3.2	5.0	3.9	
13	0.0	5.2	3.8	2.5	2.7	
14	0.0	1.2	5.6	3.5	2.4	
15	0.0	0.0	2.6	3.1	1.3	
16	0.0	0.0	0.3	3.5	0.8	
17 or older	0.2	0.3	0.0	1.6	0.5	
N of Valid	443	344	340	318	1445	
N of Miss	31	18	25	8	82	

Table 76: How old were you when you first: got arrested?










Response	6	8	10	12	Total	
Never	97.5	96.2	95.6	95.3	96.3	
10 or younger	1.4	0.3	0.6	0.3	0.7	
11	0.7	0.9	0.0	0.0	0.4	
12	0.2	0.9	0.3	0.3	0.4	
13	0.0	1.7	1.5	0.6	0.9	
14	0.2	0.0	1.5	0.9	0.6	
15	0.0	0.0	0.6	0.6	0.3	
16	0.0	0.0	0.0	0.9	0.2	
17 or older	0.0	0.0	0.0	0.9	0.2	
N of Valid	443	345	341	316	1445	
N of Miss	31	17	24	10	82	

Table 77: How old were you when you first: carried a handgun?


Response	6	8	10	12	Total	
Never	93.2	89.8	90.2	93.0	91.7	
10 or younger	2.9	3.2	2.4	1.3	2.5	
11	2.7	1.2	0.9	0.6	1.5	
12	0.9	3.2	2.4	0.0	1.6	
13	0.0	2.3	0.6	0.6	0.8	
14	0.2	0.3	1.2	1.3	0.7	
15	0.0	0.0	1.5	0.3	0.4	
16	0.0	0.0	0.6	1.9	0.6	
17 or older	0.0	0.0	0.3	0.9	0.3	
N of Valid	444	343	337	316	1440	
N of Miss	30	19	28	10	87	

Table 78: How old were you when you first: used e-cigarettes, e-cigars, or e-hookahs (vaping)?


Response	6	8	10	12	Total	
Never	93.9	71.2	64.3	64.0	74.9	
10 or younger	2.5	0.6	0.9	0.6	1.2	
11	3.2	2.3	1.2	0.3	1.9	
12	0.5	8.6	1.8	1.3	2.9	
13	0.0	13.5	5.9	2.5	5.2	
14	0.0	3.5	13.6	2.8	4.6	
15	0.0	0.0	11.2	6.3	4.0	
16	0.0	0.3	1.2	13.6	3.3	
17 or older	0.0	0.0	0.0	8.5	1.9	
N of Valid	440	347	339	317	1443	
N of Miss	34	15	26	9	84	

Table 79: How old were you when you first: belonged to a gang?










Response	6	8	10	12	Total	
Never	94.3	91.0	94.1	92.1	93.0	
10 or younger	1.6	1.7	0.6	0.6	1.2	
11	2.9	0.3	0.3	0.6	1.2	
12	0.9	1.7	1.5	0.3	1.1	
13	0.0	4.4	0.6	0.0	1.2	
14	0.0	0.9	0.6	0.9	0.6	
15	0.0	0.0	2.1	1.3	0.8	
16	0.0	0.0	0.3	1.6	0.4	
17 or older	0.2	0.0	0.0	2.5	0.6	
N of Valid	442	344	339	317	1442	
N of Miss	32	18	26	9	85	

Table 80: How old were you when you first: used prescription drugs not prescribed to you?










Response	6	8	10	12	Total	
Never	96.6	90.5	92.4	87.1	92.1	
10 or younger	1.6	2.3	1.5	1.3	1.7	
11	1.1	1.4	0.6	0.6	1.0	
12	0.4	0.9	1.5	0.9	0.9	
13	0.0	3.5	0.6	0.0	1.0	
14	0.0	1.4	1.8	1.9	1.2	
15	0.2	0.0	1.8	3.2	1.2	
16	0.0	0.0	0.0	2.5	0.6	
17 or older	0.0	0.0	0.0	2.5	0.6	
N of Valid	445	347	342	317	1451	
N of Miss	29	15	23	9	76	

Table 81: How wrong do you think it is for someone your age to: take a handgun to school?





Response	6	8	10	12	Total	
Very wrong	91.9	88.4	88.1	90.3	89.8	
Wrong	6.1	8.4	6.7	7.5	7.1	
A little bit wrong	1.8	2.0	3.8	1.9	2.3	
Not at all wrong	0.2	1.2	1.5	0.3	0.8	
N of Valid	443	344	344	319	1450	
N of Miss	31	18	21	7	77	

Table 82: How wrong do you think it is for someone your age to: steal anything?





Response	6	8	10	12	Total	
Very wrong	70.8	47.6	59.3	62.8	60.8	
Wrong	22.1	37.9	31.6	26.5	29.1	
A little bit wrong	6.0	12.9	8.3	10.1	9.1	
Not at all wrong	1.1	1.5	0.9	0.6	1.0	
N of Valid	435	340	339	317	1431	
N of Miss	39	22	26	9	96	

Table 83: How wrong do you think it is for someone your age to: pick a fight with someone?





Response	6	8	10	12	Total	
Very wrong	50.6	32.7	49.9	46.7	45.3	
Wrong	28.9	36.9	30.5	32.2	31.9	
A little bit wrong	17.6	26.3	15.0	18.9	19.3	
Not at all wrong	2.9	4.1	4.7	2.2	3.5	
N of Valid	443	339	341	317	1440	
N of Miss	31	23	24	9	87	

Table 84: How wrong do you think it is for someone your age to: attack someone with the idea of seriously hurting them?





Response	6	8	10	12	Total	
Very wrong	85.5	70.5	75.1	69.3	75.9	
Wrong	9.3	20.5	16.7	23.2	16.8	
A little bit wrong	3.4	7.3	5.8	6.0	5.5	
Not at all wrong	1.8	1.8	2.3	1.6	1.9	
N of Valid	440	342	342	319	1443	
N of Miss	34	20	23	7	84	

Table 85: How wrong do you think it is for someone your age to: stay away from school all day when their parents think they are at school?





Response	6	8	10	12	Total	
Very wrong	76.7	55.4	59.2	43.5	60.2	
Wrong	17.4	30.6	26.1	36.9	26.9	
A little bit wrong	5.0	11.7	12.3	17.4	11.0	
Not at all wrong	0.9	2.3	2.3	2.2	1.9	
N of Valid	442	343	341	317	1443	
N of Miss	32	19	24	9	84	

Table 86: How wrong do you think it is for someone your age to: drink beer, wine or hard liquor (for example, vodka, whiskey, or gin) regularly?





Response	6	8	10	12	Total	
Very wrong	86.6	62.1	56.9	41.7	63.8	
Wrong	10.0	22.7	19.8	22.6	18.1	
A little bit wrong	2.5	11.1	17.2	24.1	12.8	
Not at all wrong	0.9	4.1	6.1	11.6	5.3	
N of Valid	440	343	343	319	1445	
N of Miss	34	19	22	7	82	



Table 87: How wrong do you think it is for someone your age to: smoke cigarettes?





Response	6	8	10	12	Total	
Very wrong	89.6	70.8	68.8	63.0	74.4	
Wrong	8.4	20.6	18.4	18.5	15.9	
A little bit wrong	1.6	5.9	8.7	13.8	7.0	
Not at all wrong	0.5	2.7	4.1	4.7	2.8	
N of Valid	442	339	343	319	1443	
N of Miss	32	23	22	7	84	

Table 88: How wrong do you think it is for someone your age to: smoke marijuana?





Response	6	8	10	12	Total	
Very wrong	93.0	66.5	59.8	44.8	68.2	
Wrong	4.8	17.6	18.7	17.6	13.9	
A little bit wrong	1.4	7.9	9.6	19.1	8.8	
Not at all wrong	0.9	7.9	12.0	18.5	9.1	
N of Valid	442	340	343	319	1444	
N of Miss	32	22	22	7	83	

Table 89: How wrong do you think it is for someone your age to: use prescription drugs or non-prescription drugs for the purpose of getting high?





Response	6	8	10	12	Total	
Very wrong	93.9	78.0	81.3	78.1	83.6	
Wrong	4.3	14.7	12.6	14.7	11.0	
A little bit wrong	1.4	4.1	3.5	5.0	3.3	
Not at all wrong	0.5	3.2	2.6	2.2	2.0	
N of Valid	440	341	342	319	1442	
N of Miss	34	21	23	7	85	

Table 90: How wrong do you think it is for someone your age to: use synthetic marijuana (K2, spice) or bath salts?





Response	6	8	10	12	Total	
Very wrong	92.3	83.0	85.7	87.5	87.5	
Wrong	6.1	12.0	11.4	10.7	9.8	
A little bit wrong	1.1	2.9	1.8	1.6	1.8	
Not at all wrong	0.5	2.0	1.2	0.3	1.0	
N of Valid	443	342	342	319	1446	
N of Miss	31	20	23	7	81	

Table 91: How wrong do you think it is for someone your age to: use LSD, cocaine, amphetamines or another illegal drug?





Response	6	8	10	12	Total	
Very wrong	95.7	86.8	88.3	84.6	89.4	
Wrong	3.2	9.4	7.6	11.0	7.4	
A little bit wrong	0.9	2.3	2.0	3.4	2.1	
Not at all wrong	0.2	1.5	2.0	0.9	1.1	
N of Valid	442	341	342	319	1444	
N of Miss	32	21	23	7	83	

Table 92: How wrong do you think it is for someone your age to: use e-cigarettes, e-cigars or e-hookahs (vaping)?





Response	6	8	10	12	Total	
Very wrong	87.1	59.1	54.1	49.5	64.3	
Wrong	6.7	19.4	20.1	20.2	15.9	
A little bit wrong	5.3	15.3	17.5	17.7	13.3	
Not at all wrong	0.9	6.2	8.3	12.6	6.5	
N of Valid	435	340	338	317	1430	
N of Miss	39	22	27	9	97	

Table 93: At school during the past 12 months, did you receive help from the resource teacher, speech therapist or other special education teacher?

Response	6	8	10	12	Total
No	0.0	0.0	0.0	0.0	0.0
Yes	0.0	0.0	0.0	0.0	0.0
N of Valid	0	0	0	0	0
N of Miss	0	0	0	0	0

Table 94: How many times in the past year (12 months) have you: been suspended from school?

Response	6	8	10	12	Total
Never	82.2	82.2	86.9	91.8	85.4
1 to 2 times	12.4	14.9	11.1	6.9	11.5
3 to 5 times	2.7	2.0	2.0	1.3	2.1
6 to 9 times	1.1	0.9	0.0	0.0	0.6
10+ times	1.6	0.0	0.0	0.0	0.5
N of Valid	444	343	343	317	1447
N of Miss	30	19	22	9	80

Table 95: How many times in the past year (12 months) have you: carried a handgun?

Response	6	8	10	12	Total
Never	93.6	92.0	94.7	94.6	93.7
1 to 2 times	4.3	3.8	2.3	1.9	3.2
3 to 5 times	0.7	2.9	0.9	1.3	1.4
6 to 9 times	0.9	0.0	0.0	0.3	0.3
10+ times	0.5	1.2	2.1	1.9	1.3
N of Valid	437	339	341	317	1434
N of Miss	37	23	24	9	93

Table 96: How many times in the past year (12 months) have you: sold illegal drugs?






Response	6	8	10	12	Total	
Never	99.5	97.6	97.4	95.3	97.6	
1 to 2 times	0.0	1.2	1.8	1.3	1.0	
3 to 5 times	0.2	0.9	0.6	0.6	0.6	
6 to 9 times	0.2	0.0	0.0	1.3	0.3	
10+ times	0.0	0.3	0.3	1.6	0.5	
N of Valid	443	340	342	316	1441	
N of Miss	31	22	23	10	86	

Table 97: How many times in the past year (12 months) have you: stolen or tried to steal a motor vehicle such as a car or motorcycle?






Response	6	8	10	12	Total	
Never	98.4	97.9	97.9	99.4	98.4	
1 to 2 times	1.4	1.5	1.8	0.3	1.3	
3 to 5 times	0.2	0.0	0.3	0.0	0.1	
6 to 9 times	0.0	0.3	0.0	0.0	0.1	
10+ times	0.0	0.3	0.0	0.3	0.1	
N of Valid	442	340	339	315	1436	
N of Miss	32	22	26	11	91	

Table 98: How many times in the past year (12 months) have you: participated in clubs, organizations or activities at school?






Response	6	8	10	12	Total	
Never	50.9	37.0	39.4	33.9	41.1	
1 to 2 times	23.1	20.8	14.6	15.5	18.9	
3 to 5 times	11.1	14.1	12.8	13.3	12.7	
6 to 9 times	2.7	8.2	7.6	6.6	6.0	
10+ times	12.2	19.9	25.7	30.7	21.3	
N of Valid	442	341	343	316	1442	
N of Miss	32	21	22	10	85	

Table 99: How many times in the past year (12 months) have you: been arrested?





Response	6	8	10	12	Total	
Never	98.0	95.3	98.2	98.4	97.5	
1 to 2 times	0.9	4.1	1.5	1.3	1.9	
3 to 5 times	0.5	0.3	0.3	0.3	0.3	
6 to 9 times	0.0	0.0	0.0	0.0	0.0	
10+ times	0.7	0.3	0.0	0.0	0.3	
N of Valid	443	338	342	317	1440	
N of Miss	31	24	23	9	87	

Table 100: How many times in the past year (12 months) have you: attacked someone with the idea of seriously hurting them?






Response	6	8	10	12	Total	
Never	91.5	88.0	93.6	90.9	91.0	
1 to 2 times	6.5	8.5	5.2	6.0	6.6	
3 to 5 times	1.3	1.8	1.2	1.9	1.5	
6 to 9 times	0.2	0.6	0.0	0.9	0.4	
10+ times	0.4	1.2	0.0	0.3	0.5	
N of Valid	445	341	343	317	1446	
N of Miss	29	21	22	9	81	

Table 101: How many times in the past year (12 months) have you: been drunk or high at school?






Response	6	8	10	12	Total	
Never	98.2	91.8	89.5	86.1	92.0	
1 to 2 times	1.4	4.7	6.1	6.9	4.5	
3 to 5 times	0.2	2.6	2.6	1.9	1.7	
6 to 9 times	0.0	0.6	0.9	1.6	0.7	
10+ times	0.2	0.3	0.9	3.5	1.1	
N of Valid	442	343	343	317	1445	
N of Miss	32	19	22	9	82	

Table 102: How many times in the past year (12 months) have you: taken a handgun to school?




Response	6	8	10	12	Total	
Never	99.3	98.5	99.1	99.7	99.2	
1 to 2 times	0.7	1.5	0.9	0.0	0.8	
3 to 5 times	0.0	0.0	0.0	0.3	0.1	
6 to 9 times	0.0	0.0	0.0	0.0	0.0	
10+ times	0.0	0.0	0.0	0.0	0.0	
N of Valid	441	342	343	315	1441	
N of Miss	33	20	22	11	86	

Table 103: How many times in the past year (12 months) have you: used e-cigarettes, e-cigars, or e-hookahs (vaping)?




Response	6	8	10	12	Total	
Never	99.3	98.5	99.1	99.7	99.2	
1 to 2 times	0.7	1.5	0.9	0.0	0.8	
3 to 5 times	0.0	0.0	0.0	0.3	0.1	
6 to 9 times	0.0	0.0	0.0	0.0	0.0	
10+ times	0.0	0.0	0.0	0.0	0.0	
N of Valid	441	342	343	315	1441	
N of Miss	33	20	22	11	86	

Table 104: Are you currently on probation, or assigned a probation officer with Juvenile Court?



Response	6	8	10	12	Total	
No	96.8	96.6	98.4	97.7	97.4	
Yes	3.2	3.4	1.6	2.3	2.6	
N of Valid	412	328	319	307	1366	
N of Miss	62	34	46	19	161	

Table 105: Have you ever belonged to a gang?






Response	6	8	10	12	Total	
No	89.8	85.7	88.1	90.2	88.5	
No, but would like to	2.3	2.7	3.6	1.6	2.5	
Yes, in the past	3.6	6.0	3.9	1.3	3.7	
Yes, belong now	4.3	5.1	3.6	6.6	4.8	
Yes, but would like to get out	0.0	0.6	0.9	0.3	0.4	
N of Valid	442	336	337	317	1432	
N of Miss	32	26	28	9	95	

Table 106: If you have ever belonged to a gang, did that gang have a name?




Response	6	8	10	12	Total	
No	17.7	14.0	24.3	14.6	17.7	
Yes	7.5	11.7	8.8	8.9	9.1	
I have never belonged to a gang	74.8	74.3	66.9	76.5	73.2	
N of Valid	440	342	341	315	1438	
N of Miss	34	20	24	11	89	

Table 107: You are at a party at someone's house, and one of your friends offers you a drink containing alcohol. What would you say or do?





Response	6	8	10	12	Total	
Drink it	5.4	23.1	30.8	35.2	22.1	
Tell your friend, 'No thanks, I don't drink' and suggest that you and your friend go and do something else	50.6	41.2	28.4	25.5	37.6	
Just say, 'No thanks' and walk away	29.3	24.9	32.2	32.7	29.7	
Make up a good excuse, tell your friend you had something else to do, and leave	14.7	10.8	8.6	6.6	10.5	
N of Valid	443	342	338	318	1441	
N of Miss	31	20	27	8	86	

Table 108: How often do you attend religious services or activities?





Response	6	8	10	12	Total	
Never	24.9	9.4	18.0	12.9	16.9	
Rarely	16.4	18.5	20.1	24.1	19.5	
1-2 Times a Month	14.7	13.8	13.9	16.0	14.6	
About Once a Week or More	44.0	58.2	48.1	47.0	49.0	
N of Valid	434	340	339	319	1432	
N of Miss	40	22	26	7	95	

Table 109: I think sometimes it's okay to cheat at school.





Response	6	8	10	12	Total	
NO!	57.4	25.7	28.5	18.9	34.5	
no	30.4	46.7	30.3	31.8	34.5	
yes	11.0	22.5	33.2	38.7	25.1	
YES!	1.1	5.0	7.9	10.7	5.8	
N of Valid	437	338	340	318	1433	
N of Miss	37	24	25	8	94	

Table 110: It is important to think before you act.





Response	6	8	10	12	Total	
NO!	3.5	2.7	10.0	2.8	4.7	
no	1.6	4.7	1.8	1.6	2.4	
yes	25.1	43.9	29.4	34.4	32.6	
YES!	69.8	48.7	58.8	61.2	60.3	
N of Valid	434	337	340	317	1428	
N of Miss	40	25	25	9	99	



Table 111: Sometimes I think that life is not worth it.





Response	6	8	10	12	Total	
NO!	55.7	34.9	40.2	37.5	43.0	
no	20.2	21.9	21.9	22.4	21.5	
yes	14.6	24.3	24.3	28.1	22.2	
YES!	9.5	18.9	13.6	12.0	13.3	
N of Valid	431	338	338	317	1424	
N of Miss	43	24	27	9	103	

Table 112: At times I think I am no good at all.





Response	6	8	10	12	Total	
NO!	38.6	24.5	31.2	26.8	30.8	
no	22.2	19.2	19.0	24.0	21.1	
yes	27.4	36.0	34.1	33.8	32.5	
YES!	11.7	20.4	15.7	15.5	15.6	
N of Valid	427	339	337	317	1420	
N of Miss	47	23	28	9	107	

Table 113: All in all, I am inclined to think that I am a failure.





Response	6	8	10	12	Total	
NO!	54.1	37.1	41.2	37.2	43.3	
no	26.2	27.5	30.3	32.2	28.8	
yes	13.8	19.2	18.7	20.2	17.7	
YES!	5.9	16.2	9.8	10.4	10.2	
N of Valid	427	334	337	317	1415	
N of Miss	47	28	28	9	112	

Table 114: In the past year, have you felt depressed or sad MOST days, even if you felt okay sometimes?

Response	6	8	10	12	Total	
NO!	37.3	26.5	29.5	26.4	30.5	
no	16.3	19.8	18.8	21.7	18.9	
yes	29.6	24.2	24.4	27.7	26.7	
YES!	16.8	29.5	27.4	24.2	24.0	
N of Valid	429	339	336	318	1422	
N of Miss	45	23	29	8	105	

Table 115: It is all right to beat up people if they start the fight.

Response	6	8	10	12	Total	
NO!	42.3	22.8	31.1	20.9	30.3	
no	17.6	24.0	16.3	19.9	19.3	
yes	21.7	23.1	24.0	26.6	23.7	
YES!	18.5	30.0	28.7	32.6	26.8	
N of Valid	433	337	338	316	1424	
N of Miss	41	25	27	10	103	

Table 116: I think it is okay to take something without asking if you can get away with it.

Response	6	8	10	12	Total	
NO!	77.0	50.7	57.4	56.6	61.6	
no	19.3	41.5	36.0	36.5	32.4	
yes	2.3	5.9	4.2	5.0	4.2	
YES!	1.4	1.8	2.4	1.9	1.8	
N of Valid	430	337	336	318	1421	
N of Miss	44	25	29	8	106	

Table 117: Where do you get the most information about living a drug and alcohol free life? Parents/guardians





Response	6	8	10	12	Total	
All the time	59.0	47.8	47.0	45.6	50.4	
Most	18.3	23.9	22.9	22.6	21.7	
Some	8.0	16.4	13.7	18.2	13.7	
Very little	14.7	11.9	16.4	13.5	14.2	
N of Valid	415	335	336	318	1404	
N of Miss	59	27	29	8	123	

Table 118: Where do you get the most information about living a drug and alcohol free life? Friends





Response	6	8	10	12	Total	
All the time	21.2	13.3	18.3	10.3	16.1	
Most	14.6	15.1	16.5	16.3	15.6	
Some	19.6	27.2	25.7	29.2	25.1	
Very little	44.6	44.4	39.5	44.2	43.2	
N of Valid	397	324	334	312	1367	
N of Miss	77	38	31	14	160	

Table 119: Where do you get the most information about living a drug and alcohol free life? Family members





Response	6	8	10	12	Total	
All the time	55.6	41.3	39.3	28.8	42.1	
Most	19.9	24.4	20.2	27.2	22.7	
Some	10.9	20.8	19.0	22.5	17.9	
Very little	13.6	13.6	21.4	21.5	17.3	
N of Valid	403	332	336	316	1387	
N of Miss	71	30	29	10	140	

Table 120: Where do you get the most information about living a drug and alcohol free life? School





Response	6	8	10	12	Total	
All the time	60.6	54.8	46.3	43.0	51.8	
Most	14.0	24.8	22.1	25.3	21.1	
Some	10.9	10.6	16.4	18.0	13.8	
Very little	14.5	9.7	15.2	13.6	13.3	
N of Valid	414	330	335	316	1395	
N of Miss	60	32	30	10	132	

Table 121: Where do you get the most information about living a drug and alcohol free life? Internet





Response	6	8	10	12	Total	
All the time	28.0	24.2	22.4	15.6	22.9	
Most	17.0	13.8	16.1	16.5	15.9	
Some	19.0	28.2	26.0	30.2	25.4	
Very little	36.0	33.7	35.5	37.8	35.8	
N of Valid	400	326	335	315	1376	
N of Miss	74	36	30	11	151	

Table 122: Where do you get the most information about living a drug and alcohol free life? TV





Response	6	8	10	12	Total	
All the time	34.0	21.8	25.3	17.1	25.2	
Most	18.3	22.4	16.4	15.6	18.2	
Some	19.1	27.9	24.4	33.3	25.7	
Very little	28.6	27.9	33.9	34.0	31.0	
N of Valid	409	326	336	315	1386	
N of Miss	65	36	29	11	141	

Table 123: Where do you get the most information about living a drug and alcohol free life? Social media





Response	6	8	10	12	Total	
All the time	22.7	21.2	22.8	15.9	20.8	
Most	13.4	11.2	12.8	13.7	12.8	
Some	21.7	26.1	22.0	28.3	24.3	
Very little	42.3	41.5	42.4	42.2	42.1	
N of Valid	397	330	337	315	1379	
N of Miss	77	32	28	11	148	

Table 124: How much do you think people risk harming themselves (physically or in other ways) if they: smoked one or more packs of cigarettes per day?





Response	6	8	10	12	Total	
No risk	17.4	9.2	14.5	5.1	12.0	
Slight risk	8.0	8.6	7.7	8.2	8.1	
Moderate risk	14.8	20.8	17.2	19.0	17.7	
Great risk	59.8	61.4	60.7	67.7	62.1	
N of Valid	425	337	338	316	1416	
N of Miss	49	25	27	10	111	

Table 125: How much do you think people risk harming themselves (physically or in other ways) if they: try marijuana once or twice?





Response	6	8	10	12	Total	
No risk	20.5	23.6	37.0	52.5	32.3	
Slight risk	19.3	31.0	26.0	25.6	25.1	
Moderate risk	24.3	19.7	18.2	10.1	18.6	
Great risk	35.8	25.7	18.8	11.7	24.0	
N of Valid	424	335	335	316	1410	
N of Miss	50	27	30	10	117	

Table 126: How much do you think people risk harming themselves (physically or in other ways) if they: smoke marijuana once or twice a week?





Response	6	8	10	12	Total	
No risk	18.9	16.8	31.0	34.0	24.7	
Slight risk	7.9	19.8	20.8	28.6	18.5	
Moderate risk	25.6	22.8	19.0	19.7	22.0	
Great risk	47.6	40.7	29.2	17.8	34.9	
N of Valid	418	334	336	315	1403	
N of Miss	56	28	29	11	124	

Table 127: How much do you think people risk harming themselves (physically or in other ways) if they: take one or two drinks of an alcoholic beverage (beer, wine, liquor) nearly every day?





Response	6	8	10	12	Total	
No risk	19.4	13.5	19.2	12.7	16.5	
Slight risk	15.8	17.4	22.5	22.8	19.4	
Moderate risk	22.0	26.1	25.1	36.1	26.9	
Great risk	42.8	42.9	33.1	28.5	37.3	
N of Valid	423	333	338	316	1410	
N of Miss	51	29	27	10	117	

Table 128: How much do you think people risk harming themselves (physically or in other ways) if they: have five or more drinks of an alcoholic beverage once or twice a weekend?





Response	6	8	10	12	Total	
No risk	18.7	11.9	17.5	11.7	15.2	
Slight risk	9.0	10.7	13.9	16.5	12.3	
Moderate risk	21.3	28.7	26.0	29.4	26.0	
Great risk	51.1	48.7	42.6	42.4	46.5	
N of Valid	423	335	338	316	1412	
N of Miss	51	27	27	10	115	

Table 129: How much do you think people risk harming themselves (physically or in other ways) if they: use prescription drugs that are not prescribed to them?


Response	6	8	10	12	Total	
No risk	17.5	9.9	15.7	5.7	12.6	
Slight risk	6.4	9.0	6.8	8.8	7.7	
Moderate risk	15.1	16.8	20.5	19.2	17.7	
Great risk	61.0	64.4	57.0	66.2	62.0	
N of Valid	423	334	337	317	1411	
N of Miss	51	28	28	9	116	

Table 130: How much do you think people risk harming themselves (physically or in other ways) if they: use non-prescription drugs to get high?


Response	6	8	10	12	Total	
No risk	17.6	9.9	14.2	6.3	12.4	
Slight risk	4.5	7.5	8.0	7.0	6.6	
Moderate risk	14.5	19.2	17.5	19.3	17.4	
Great risk	63.4	63.5	60.2	67.4	63.6	
N of Valid	421	334	337	316	1408	
N of Miss	53	28	28	10	119	

Table 131: How much do you think people risk harming themselves (physically or in other ways) if they: use e-cigarettes, e-cigars, or e-hookahs?

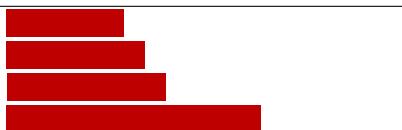
Response	6	8	10	12	Total	
No risk	18.4	13.0	20.2	14.9	16.8	
Slight risk	11.5	23.0	23.2	25.9	20.3	
Moderate risk	19.6	22.4	26.5	27.2	23.6	
Great risk	50.6	41.5	30.1	32.0	39.4	
N of Valid	419	330	332	316	1397	
N of Miss	55	32	33	10	130	

Table 132: Have you ever used smokeless tobacco (chew, snuff, plug, dipping tobacco, or chewing tobacco)?






Response	6	8	10	12	Total	
Never	95.3	90.2	87.2	81.6	89.1	
Once or Twice	3.3	5.4	7.5	7.9	5.8	
Once in a while but not regularly	0.9	2.1	1.8	3.5	2.0	
Regularly in the past	0.5	1.2	1.8	4.7	1.9	
Regularly now	0.0	1.2	1.8	2.2	1.2	
N of Valid	425	336	335	316	1412	
N of Miss	49	26	30	10	115	

Table 133: How often have you used smokeless tobacco during the past 30 days?







Response	6	8	10	12	Total	
Not at all	98.3	95.5	95.3	93.0	95.7	
Once or twice	1.2	2.4	1.8	2.5	1.9	
Once or twice per week	0.5	0.9	1.2	1.6	1.0	
Three to five times per week	0.0	0.0	0.9	0.3	0.3	
About once a day	0.0	0.6	0.0	0.6	0.3	
More than once a day	0.0	0.6	0.9	1.9	0.8	
N of Valid	421	334	337	316	1408	
N of Miss	53	28	28	10	119	

Table 134: Have you ever smoked cigarettes?






Response	6	8	10	12	Total	
Never	91.4	80.3	77.4	70.9	80.8	
Once or Twice	7.4	13.3	12.2	15.8	11.8	
Once in a while but not regularly	0.5	3.0	4.5	6.6	3.4	
Regularly in the past	0.5	1.5	4.7	4.7	2.7	
Regularly now	0.2	1.8	1.2	1.9	1.2	
N of Valid	418	330	337	316	1401	
N of Miss	56	32	28	10	126	



Table 135: How frequently have you smoked cigarettes during the past 30 days?








Response	6	8	10	12	Total	
Not at all	99.1	94.6	93.5	90.2	94.7	
Less than one cigarette per day	0.2	3.0	4.4	6.6	3.3	
One to five cigarettes per day	0.2	1.2	0.9	2.8	1.2	
About one-half pack per day	0.0	0.6	0.6	0.3	0.4	
About one pack per day	0.2	0.3	0.0	0.0	0.1	
About one and one-half packs per day	0.2	0.0	0.3	0.0	0.1	
Two packs or more per day	0.0	0.3	0.3	0.0	0.1	
N of Valid	426	332	338	317	1413	
N of Miss	48	30	27	9	114	

Table 136: Which statement best describes rules about smoking inside your home or your family cars?






Response	6	8	10	12	Total	
Smoking is not allowed anywhere inside your home or cars	63.5	61.1	59.6	67.4	62.9	
Smoking is allowed in some places and at some times or in some cars	8.3	12.5	11.6	10.8	10.6	
Smoking is allowed anywhere inside the home or cars	4.3	5.5	5.3	2.8	4.5	
There are no rules about smoking inside the home or cars	2.6	5.2	5.3	5.7	4.6	
I don't know	21.3	15.8	18.1	13.3	17.5	
N of Valid	422	329	337	316	1404	
N of Miss	52	33	28	10	123	

Table 137: Have you ever used e-cigarettes, e-cigars, or e-hookahs (vaping)?






Response	6	8	10	12	Total	
Never	91.2	66.0	59.6	57.6	70.2	
Once or Twice	5.5	15.7	13.2	11.8	11.1	
Once in a while but not regularly	1.2	8.7	12.0	9.2	7.3	
Regularly in the past	1.4	5.4	7.2	8.9	5.4	
Regularly now	0.7	4.2	8.1	12.4	5.9	
N of Valid	422	332	334	314	1402	
N of Miss	52	30	31	12	125	

Table 138: How frequently have you used e-cigarettes, e-cigars, or e-hookahs (vaping)?


Response	6	8	10	12	Total	
Not at all	97.1	82.6	73.9	70.9	82.3	
Less than 10 puffs per day	1.9	9.6	14.7	11.7	9.0	
10 to 50 puffs per day	0.7	3.6	7.8	7.6	4.6	
About one-half cartomiser per day	0.0	2.4	2.1	5.4	2.3	
About one cartomiser per day	0.2	0.9	0.6	3.8	1.3	
About one and one-half cartomisers per day	0.0	0.0	0.3	0.6	0.2	
Two cartomisers or more per day	0.0	0.9	0.6	0.0	0.4	
N of Valid	420	334	333	316	1403	
N of Miss	54	28	32	10	124	

Table 139: During this school year, were you taught in any of your classes about the dangers of tobacco use?

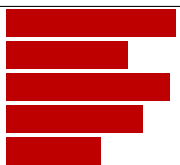
Response	6	8	10	12	Total	
Never	21.8	15.6	34.3	30.7	25.3	
Rarely	16.4	14.1	19.5	19.9	17.4	
Sometimes	20.7	24.9	21.9	31.3	24.3	
Often	23.9	27.0	15.1	12.0	19.9	
Almost always	17.1	18.3	9.2	6.0	13.0	
N of Valid	426	333	338	316	1413	
N of Miss	48	29	27	10	114	

Table 140: During the past 12 months, have you participated in any community activities to discourage people your age from using cigarettes, chewing tobacco, snuff, dip or cigars, e-cigarettes, e-cigars, or e-hookahs?


Response	6	8	10	12	Total	
Never	63.7	53.3	73.7	73.7	65.9	
Rarely	12.5	16.7	9.3	11.4	12.5	
Sometimes	10.8	13.0	7.5	8.5	10.0	
Often	6.7	11.2	4.2	4.1	6.6	
Almost always	6.2	5.8	5.4	2.2	5.0	
N of Valid	416	330	334	316	1396	
N of Miss	58	32	31	10	131	

Table 141: Think back over the last two weeks. How many times have you had five or more alcoholic drinks in a row?


Response	6	8	10	12	Total	
None	97.6	91.8	84.7	83.2	89.9	
Once	1.4	2.7	6.9	6.6	4.2	
Twice	0.7	2.7	2.4	5.4	2.6	
3-5 times	0.2	1.2	3.3	1.9	1.6	
6-9 times	0.0	1.2	0.3	0.6	0.5	
10 or more times	0.0	0.3	2.4	2.2	1.1	
N of Valid	418	330	333	316	1397	
N of Miss	56	32	32	10	130	

Table 142: During the past 30 days, how many times did you ride in a car or other vehicle driven by someone who had been drinking alcohol or using drugs to get high?


Response	6	8	10	12	Total	
0 times	85.7	81.5	79.6	83.5	82.8	
1 time	5.7	7.6	6.0	5.4	6.2	
2 or 3 times	2.9	6.4	8.1	5.1	5.4	
4 or 5 times	0.5	1.8	2.1	1.9	1.5	
6 or more times	5.2	2.7	4.2	4.1	4.1	
N of Valid	420	329	334	315	1398	
N of Miss	54	33	31	11	129	

Table 143: During the past 30 days, how many times did you drive a car or other vehicle when you had been drinking alcohol or using drugs to get high?


Response	6	8	10	12	Total	
I did not drive a car in the past 30 days	45.4	52.7	41.2	27.2	42.0	
0 times	51.9	42.1	51.9	62.3	51.9	
1 time	1.4	1.8	3.0	6.4	3.0	
2 or 3 times	0.2	1.8	1.2	1.9	1.2	
4 or 5 times	0.2	0.9	1.2	0.6	0.7	
6 or more times	0.7	0.6	1.5	1.6	1.1	
N of Valid	416	330	335	313	1394	
N of Miss	58	32	30	13	133	

Table 144: If you drank alcohol (not just a sip or taste) in the past year, where did you usually drink it?











Response	6	8	10	12	Total	
I did not drink alcohol in the past year	92.4	76.3	65.3	55.1	73.6	
At my home	3.9	11.9	12.5	15.4	10.5	
At someone else's home	2.0	7.9	17.0	20.8	11.3	
At an open area like a park, beach, field, back road, woods, or a street corner	1.0	1.5	2.4	2.6	1.8	
At a sporting event or concert	0.0	0.6	0.6	1.0	0.5	
At a restaurant, bar, or a nightclub	0.5	0.0	0.9	1.6	0.7	
At an empty building or a construction site	0.2	0.6	0.3	0.6	0.4	
At a hotel/motel	0.0	0.6	0.0	2.2	0.7	
An a car	0.0	0.3	0.3	0.6	0.3	
At school	0.0	0.3	0.6	0.0	0.2	
N of Valid	406	329	329	312	1376	
N of Miss	68	33	36	14	151	

Table 145: How do you feel about someone your age having one or two drinks of an alcoholic beverage nearly every day?





Response	6	8	10	12	Total	
Neither approve nor disapprove	21.7	26.6	37.0	38.5	30.3	
Somewhat disapprove	8.3	15.4	22.4	19.1	15.8	
Strongly disapprove	51.2	42.0	26.9	32.2	38.9	
Don't know or can't say	18.8	16.0	13.7	10.2	15.0	
N of Valid	420	331	335	314	1400	
N of Miss	54	31	30	12	127	

Table 146: On how many occasions have you had alcoholic beverages (beer, wine or hard liquor) to drink in your lifetime - more than just a few sips?






Response	6	8	10	12	Total	
0	89.2	69.4	63.9	48.2	69.3	
1-2	8.2	15.9	13.3	14.6	12.6	
3-5	1.2	7.5	6.9	11.7	6.4	
6-9	0.7	1.9	5.4	5.5	3.2	
10+	0.7	5.3	10.5	20.1	8.5	
N of Valid	417	320	332	309	1378	
N of Miss	57	42	33	17	149	

Table 147: On how many occasions have you drunk one of more drinks of an alcoholic beverage during the past 30 days?






Response	6	8	10	12	Total	
0	97.8	90.3	82.5	75.0	87.3	
1-2	1.9	6.9	11.8	15.3	8.4	
3-5	0.2	1.6	2.7	2.9	1.7	
6-9	0.0	0.6	1.5	2.3	1.0	
10+	0.0	0.6	1.5	4.5	1.5	
N of Valid	417	320	331	308	1376	
N of Miss	57	42	34	18	151	

Table 148: On how many occasions have you used marijuana (grass, pot) or hashish (hash, hash oil) in your lifetime?






Response	6	8	10	12	Total	
0	98.3	89.3	82.2	66.8	85.2	
1-2	1.0	4.4	3.9	8.1	4.1	
3-5	0.5	2.5	4.2	4.2	2.7	
6-9	0.0	0.9	2.1	4.2	1.7	
10+	0.2	2.8	7.6	16.8	6.3	
N of Valid	416	317	331	310	1374	
N of Miss	58	45	34	16	153	

Table 149: On how many occasions have you used marijuana (grass, pot) or hashish (hash, hash oil) during the past 30 days?






Response	6	8	10	12	Total	
0	99.5	96.6	92.1	86.0	94.0	
1-2	0.5	1.6	1.8	4.2	1.9	
3-5	0.0	0.9	2.4	2.9	1.5	
6-9	0.0	0.6	0.9	1.6	0.7	
10+	0.0	0.3	2.7	5.2	1.9	
N of Valid	416	319	329	307	1371	
N of Miss	58	43	36	19	156	

Table 150: On how many occasions have you used LSD or other psychedelics in your lifetime?






Response	6	8	10	12	Total	
0	100.0	98.7	97.9	97.1	98.5	
1-2	0.0	0.6	0.9	1.3	0.7	
3-5	0.0	0.6	0.9	1.0	0.6	
6-9	0.0	0.0	0.3	0.0	0.1	
10+	0.0	0.0	0.0	0.6	0.1	
N of Valid	415	319	332	310	1376	
N of Miss	59	43	33	16	151	

Table 151: On how many occasions have you used LSD or other psychedelics during the past 30 days?






Response	6	8	10	12	Total	
0	100.0	99.7	99.1	98.7	99.4	
1-2	0.0	0.3	0.3	0.6	0.3	
3-5	0.0	0.0	0.3	0.3	0.1	
6-9	0.0	0.0	0.3	0.0	0.1	
10+	0.0	0.0	0.0	0.3	0.1	
N of Valid	415	318	332	310	1375	
N of Miss	59	44	33	16	152	

Table 152: On how many occasions have you used cocaine or crack in your lifetime?





Response	6	8	10	12	Total	
0	99.5	99.1	99.1	98.7	99.1	
1-2	0.0	0.3	0.3	1.0	0.4	
3-5	0.2	0.6	0.6	0.0	0.4	
6-9	0.0	0.0	0.0	0.0	0.0	
10+	0.2	0.0	0.0	0.3	0.1	
N of Valid	417	316	332	310	1375	
N of Miss	57	46	33	16	152	

Table 153: On how many occasions have you used cocaine or crack during the past 30 days?


Response	6	8	10	12	Total	
0	99.8	99.1	99.4	99.0	99.3	
1-2	0.2	0.6	0.3	0.6	0.4	
3-5	0.0	0.0	0.3	0.0	0.1	
6-9	0.0	0.3	0.0	0.0	0.1	
10+	0.0	0.0	0.0	0.3	0.1	
N of Valid	415	317	332	310	1374	
N of Miss	59	45	33	16	153	

Table 154: On how many occasions have you sniffed glue, breathed the contents of an aerosol spray can, or inhaled other gases or sprays, in order to get high in your lifetime?


Response	6	8	10	12	Total	
0	94.4	91.8	94.0	96.8	94.3	
1-2	4.3	4.7	3.0	2.6	3.7	
3-5	1.0	1.6	1.5	0.0	1.0	
6-9	0.0	0.3	0.6	0.3	0.3	
10+	0.2	1.6	0.9	0.3	0.7	
N of Valid	414	319	332	310	1375	
N of Miss	60	43	33	16	152	

Table 155: On how many occasions have you sniffed glue, breathed the contents of an aerosol spray can, or inhaled other gases or sprays, in order to get high during the past 30 days?


Response	6	8	10	12	Total	
0	97.6	96.5	97.9	99.7	97.9	
1-2	1.5	2.2	1.2	0.0	1.2	
3-5	0.5	0.0	0.3	0.0	0.2	
6-9	0.0	0.6	0.3	0.0	0.2	
10+	0.5	0.6	0.3	0.3	0.4	
N of Valid	413	318	330	310	1371	
N of Miss	61	44	35	16	156	

Table 156: On how many occasions have you used Pegaramide (peg, Peggy, etc.) in your lifetime?


Response	6	8	10	12	Total	
0	100.0	100.0	100.0	100.0	100.0	
1-2	0.0	0.0	0.0	0.0	0.0	
3-5	0.0	0.0	0.0	0.0	0.0	
6-9	0.0	0.0	0.0	0.0	0.0	
10+	0.0	0.0	0.0	0.0	0.0	
N of Valid	413	315	331	310	1369	
N of Miss	61	47	34	16	158	

Table 157: On how many occasions have you used Pegaramide (peg, Peggy, etc.) during the past 30 days?


Response	6	8	10	12	Total	
0	100.0	100.0	100.0	100.0	100.0	
1-2	0.0	0.0	0.0	0.0	0.0	
3-5	0.0	0.0	0.0	0.0	0.0	
6-9	0.0	0.0	0.0	0.0	0.0	
10+	0.0	0.0	0.0	0.0	0.0	
N of Valid	412	318	330	310	1370	
N of Miss	62	44	35	16	157	

Table 158: On how many occasions have you used synthetic marijuana (K2, spice) in your lifetime?




Response	6	8	10	12	Total	
0	99.8	96.6	97.9	98.7	98.3	
1-2	0.2	2.5	1.8	1.3	1.4	
3-5	0.0	0.9	0.3	0.0	0.3	
6-9	0.0	0.0	0.0	0.0	0.0	
10+	0.0	0.0	0.0	0.0	0.0	
N of Valid	412	319	332	310	1373	
N of Miss	62	43	33	16	154	



Table 159: On how many occasions have you used synthetic marijuana (K2, spice) during the past 30 days?

Response	6	8	10	12	Total	
0	100.0	98.8	99.7	99.7	99.6	
1-2	0.0	0.9	0.3	0.3	0.4	
3-5	0.0	0.3	0.0	0.0	0.1	
6-9	0.0	0.0	0.0	0.0	0.0	
10+	0.0	0.0	0.0	0.0	0.0	
N of Valid	412	320	331	310	1373	
N of Miss	62	42	34	16	154	

Table 160: On how many occasions have you used methamphetamines (meth, speed, crank, crystal meth) in your lifetime?

Response	6	8	10	12	Total	
0	100.0	99.1	100.0	99.7	99.7	
1-2	0.0	0.6	0.0	0.3	0.2	
3-5	0.0	0.0	0.0	0.0	0.0	
6-9	0.0	0.3	0.0	0.0	0.1	
10+	0.0	0.0	0.0	0.0	0.0	
N of Valid	412	318	331	310	1371	
N of Miss	62	44	34	16	156	

Table 161: On how many occasions have you used methamphetamines (meth, speed, crank, crystal meth) in the past 30 days?

Response	6	8	10	12	Total	
0	99.8	100.0	100.0	100.0	99.9	
1-2	0.2	0.0	0.0	0.0	0.1	
3-5	0.0	0.0	0.0	0.0	0.0	
6-9	0.0	0.0	0.0	0.0	0.0	
10+	0.0	0.0	0.0	0.0	0.0	
N of Valid	410	317	331	310	1368	
N of Miss	64	45	34	16	159	

Table 162: On how many occasions have you used other chemical products (bath salts, plant food, etc.) in your lifetime?






Response	6	8	10	12	Total	
0	97.1	97.2	99.4	99.7	98.2	
1-2	1.5	1.9	0.6	0.0	1.0	
3-5	0.7	0.6	0.0	0.3	0.4	
6-9	0.2	0.0	0.0	0.0	0.1	
10+	0.5	0.3	0.0	0.0	0.2	
N of Valid	411	317	332	309	1369	
N of Miss	63	45	33	17	158	

Table 163: On how many occasions have you used other chemical products (bath salts, plant food, etc.) during the past 30 days?





Response	6	8	10	12	Total	
0	98.5	98.4	100.0	100.0	99.2	
1-2	1.2	1.3	0.0	0.0	0.7	
3-5	0.0	0.3	0.0	0.0	0.1	
6-9	0.0	0.0	0.0	0.0	0.0	
10+	0.2	0.0	0.0	0.0	0.1	
N of Valid	406	316	331	310	1363	
N of Miss	68	46	34	16	164	

Table 164: On how many occasions have you used heroin or other opiates in your lifetime?



Response	6	8	10	12	Total	
0	99.8	100.0	100.0	99.7	99.9	
1-2	0.2	0.0	0.0	0.3	0.1	
3-5	0.0	0.0	0.0	0.0	0.0	
6-9	0.0	0.0	0.0	0.0	0.0	
10+	0.0	0.0	0.0	0.0	0.0	
N of Valid	408	313	331	310	1362	
N of Miss	66	49	34	16	165	

Table 165: On how many occasions have you used heroin or other opiates during the past 30 days?



Response	6	8	10	12	Total	
0	100.0	100.0	100.0	99.7	99.9	
1-2	0.0	0.0	0.0	0.3	0.1	
3-5	0.0	0.0	0.0	0.0	0.0	
6-9	0.0	0.0	0.0	0.0	0.0	
10+	0.0	0.0	0.0	0.0	0.0	
N of Valid	398	306	324	306	1334	
N of Miss	76	56	41	20	193	

Table 166: On how many occasions have you used MDMA ('X', 'E', or ecstasy) in your lifetime?





Response	6	8	10	12	Total	
0	100.0	99.4	99.4	96.1	98.8	
1-2	0.0	0.3	0.3	1.9	0.6	
3-5	0.0	0.3	0.3	1.6	0.5	
6-9	0.0	0.0	0.0	0.0	0.0	
10+	0.0	0.0	0.0	0.3	0.1	
N of Valid	405	313	330	309	1357	
N of Miss	69	49	35	17	170	

Table 167: On how many occasions have you used MDMA ('X', 'E', or ecstasy) during the past 30 days?




Response	6	8	10	12	Total	
0	100.0	100.0	100.0	99.4	99.9	
1-2	0.0	0.0	0.0	0.0	0.0	
3-5	0.0	0.0	0.0	0.3	0.1	
6-9	0.0	0.0	0.0	0.0	0.0	
10+	0.0	0.0	0.0	0.3	0.1	
N of Valid	402	312	328	310	1352	
N of Miss	72	50	37	16	175	

Table 168: On how many occasions have you taken prescription drugs (such as Valium, Xanax, Ritalin, Adderall, OxyContin, Tramadol, or sleeping pills) not prescribed to you in your lifetime?

Response	6	8	10	12	Total	
0	97.1	92.7	95.8	87.7	93.6	
1-2	1.9	3.5	2.4	4.8	3.1	
3-5	0.2	1.6	0.0	2.6	1.0	
6-9	0.2	0.6	0.9	1.3	0.7	
10+	0.5	1.6	0.9	3.5	1.5	
N of Valid	412	313	330	310	1365	
N of Miss	62	49	35	16	162	

Table 169: On how many occasions have you taken prescription drugs (such as Valium, Xanax, Ritalin, Adderall, OxyContin, Tramadol, or sleeping pills) not prescribed to you during the past 30 days?

Response	6	8	10	12	Total	
0	99.3	96.8	98.2	96.1	97.7	
1-2	0.2	1.3	1.2	2.6	1.2	
3-5	0.2	1.3	0.0	1.3	0.7	
6-9	0.2	0.6	0.6	0.0	0.4	
10+	0.0	0.0	0.0	0.0	0.0	
N of Valid	409	316	328	308	1361	
N of Miss	65	46	37	18	166	

Table 170: On how many occasions have you taken non-prescription medicines such as diet pills (for example, Dietac, Dexatrim or Prolamine), stay-awake pills (for example No-Doz, Vivarin, or Wake), or cough or cold medicines (robos, DXM, etc.) to get high in your lifetime?

Response	6	8	10	12	Total	
0	99.0	98.1	98.8	96.4	98.2	
1-2	0.5	0.6	0.9	1.9	1.0	
3-5	0.2	0.0	0.3	0.3	0.2	
6-9	0.0	0.3	0.0	1.0	0.3	
10+	0.2	0.9	0.0	0.3	0.4	
N of Valid	410	316	330	309	1365	
N of Miss	64	46	35	17	162	

Table 171: On how many occasions have you taken non-prescription medicines such as diet pills (for example, Dietac, Dexatrim or Prolamine), stay-awake pills (for example No-Doz, Vivarin, or Wake), or cough or cold medicines (robos, DXM, etc.) to get high during the past 30 days?





Response	6	8	10	12	Total	
0	99.3	98.7	98.8	99.7	99.1	
1-2	0.5	0.6	0.6	0.3	0.5	
3-5	0.2	0.3	0.6	0.0	0.3	
6-9	0.0	0.0	0.0	0.0	0.0	
10+	0.0	0.3	0.0	0.0	0.1	
N of Valid	408	314	329	310	1361	
N of Miss	66	48	36	16	166	

Table 172: On how many occasions have you been drunk or very high from drinking alcoholic beverages during the past 30 days?






Response	6	8	10	12	Total	
0	99.8	96.2	91.2	85.7	93.7	
1-2	0.0	3.2	5.8	6.5	3.6	
3-5	0.0	0.3	1.2	2.9	1.0	
6-9	0.2	0.0	0.6	2.3	0.7	
10+	0.0	0.3	1.2	2.6	1.0	
N of Valid	408	315	328	307	1358	
N of Miss	66	47	37	19	169	

Table 173: On how many occasions have you drunk flavored alcoholic beverages, sometimes called 'alcopops' (like Mike's Hard Lemonade, Smirnoff Ice, Bacardi Breezers, etc.) in your lifetime?






Response	6	8	10	12	Total	
0	96.6	88.9	81.4	63.2	83.6	
1-2	1.7	5.4	5.5	12.3	5.9	
3-5	1.0	1.6	4.9	5.2	3.0	
6-9	0.2	2.9	2.4	4.5	2.3	
10+	0.5	1.3	5.8	14.8	5.2	
N of Valid	410	314	328	310	1362	
N of Miss	64	48	37	16	165	

Table 174: On how many occasions have you drunk flavored alcoholic beverages, sometimes called 'alcopops' (like Mike's Hard Lemonade, Smirnoff Ice, Bacardi Breezers, etc.) during the past 30 days?






Response	6	8	10	12	Total	
0	99.0	94.0	91.5	85.8	93.0	
1-2	1.0	3.5	5.2	7.4	4.0	
3-5	0.0	2.2	1.2	3.2	1.5	
6-9	0.0	0.0	0.9	0.3	0.3	
10+	0.0	0.3	1.2	3.2	1.1	
N of Valid	410	315	328	310	1363	
N of Miss	64	47	37	16	164	

Table 175: If you smoked cigarettes (not just a puff or drag) in the past year, how did you usually get them?













Response	6	8	10	12	Total	
I did not smoke cigarettes in the past year	95.2	89.7	83.3	84.7	88.6	
I bought them myself with a fake ID	0.3	0.0	0.0	0.0	0.1	
I bought them myself without a fake ID	0.0	0.0	0.0	1.6	0.4	
I got them from someone I know age 18 or older	0.5	1.0	3.7	4.6	2.3	
I got them from someone I know under age 18	0.3	1.9	2.5	1.0	1.3	
I got them from my brother or sister	0.3	0.0	1.5	1.0	0.7	
I got them from home with my parents' permission	0.3	1.3	0.6	1.0	0.7	
I got them from home without my parents' permission	0.8	1.6	2.2	1.0	1.3	
I got them from another relative	0.3	1.0	1.5	1.0	0.9	
A stranger bought them for me	0.0	0.0	0.3	0.3	0.1	
I took them from a store or shop	0.3	0.0	0.3	0.0	0.1	
Other	2.0	3.5	4.0	3.9	3.3	
N of Valid	398	310	323	307	1338	
N of Miss	76	52	42	19	189	

Table 176: If you used e-cigarettes, e-cigars, or e-hookahs (not just a puff or drag) in the past year, how did you usually get them? - I did not use e-cigarettes, e-cigars, or e-hookahs in the past year



Response	6	8	10	12	Total	
No	5.4	22.3	26.6	30.0	20.2	
Yes	94.6	77.7	73.4	70.0	79.8	
N of Valid	388	309	316	307	1320	
N of Miss	0	0	0	0	0	

Table 177: If you used e-cigarettes, e-cigars, or e-hookahs (not just a puff or drag) in the past year, how did you usually get them? - I bought them in a store such as a convenience store, supermarket, discount store, or gas station



Response	6	8	10	12	Total	
No	99.5	99.0	97.8	92.8	97.4	
Yes	0.5	1.0	2.2	7.2	2.6	
N of Valid	388	309	316	307	1320	
N of Miss	0	0	0	0	0	

Table 178: If you used e-cigarettes, e-cigars, or e-hookahs (not just a puff or drag) in the past year, how did you usually get them? - I got them on the Internet



Response	6	8	10	12	Total	
No	100.0	99.0	99.4	98.7	99.3	
Yes	0.0	1.0	0.6	1.3	0.7	
N of Valid	388	309	316	307	1320	
N of Miss	0	0	0	0	0	

Table 179: If you used e-cigarettes, e-cigars, or e-hookahs (not just a puff or drag) in the past year, how did you usually get them? - I got them at a store that sells electronic cigarettes, such as a "vape shop"



Response	6	8	10	12	Total	
No	99.5	98.7	98.7	97.1	98.6	
Yes	0.5	1.3	1.3	2.9	1.4	
N of Valid	388	309	316	307	1320	
N of Miss	0	0	0	0	0	

Table 180: If you used e-cigarettes, e-cigars, or e-hookahs (not just a puff or drag) in the past year, how did you usually get them? - I got them from a family member



Response	6	8	10	12	Total	
No	98.5	94.5	94.6	97.1	96.3	
Yes	1.5	5.5	5.4	2.9	3.7	
N of Valid	388	309	316	307	1320	
N of Miss	0	0	0	0	0	

Table 181: If you used e-cigarettes, e-cigars, or e-hookahs (not just a puff or drag) in the past year, how did you usually get them? - I got them from a friend



Response	6	8	10	12	Total	
No	97.7	83.2	79.7	81.4	86.2	
Yes	2.3	16.8	20.3	18.6	13.8	
N of Valid	388	309	316	307	1320	
N of Miss	0	0	0	0	0	

Table 182: If you used e-cigarettes, e-cigars, or e-hookahs (not just a puff or drag) in the past year, how did you usually get them? - A stranger got them for me



Response	6	8	10	12	Total	
No	100.0	100.0	97.8	98.4	99.1	
Yes	0.0	0.0	2.2	1.6	0.9	
N of Valid	388	309	316	307	1320	
N of Miss	0	0	0	0	0	

Table 183: If you used e-cigarettes, e-cigars, or e-hookahs (not just a puff or drag) in the past year, how did you usually get them? - I took them from a store or shop



Response	6	8	10	12	Total	
No	100.0	99.7	100.0	99.3	99.8	
Yes	0.0	0.3	0.0	0.7	0.2	
N of Valid	388	309	316	307	1320	
N of Miss	0	0	0	0	0	



Table 184: If you used e-cigarettes, e-cigars, or e-hookahs (not just a puff or drag) in the past year, how did you usually get them? - I got them some other way



Response	6	8	10	12	Total	
No	98.5	97.4	96.2	96.7	97.3	
Yes	1.5	2.6	3.8	3.3	2.7	
N of Valid	388	309	316	307	1320	
N of Miss	0	0	0	0	0	

Table 185: If you used marijuana (grass, pot) (not just a puff or drag) in the past year, how did you usually get it? - I did not use marijuana (grass, pot) in the past year



Response	6	8	10	12	Total	
No	2.6	11.9	17.2	28.3	14.2	
Yes	97.4	88.1	82.8	71.7	85.8	
N of Valid	389	311	320	304	1324	
N of Miss	0	0	0	0	0	

Table 186: If you used marijuana (grass, pot) (not just a puff or drag) in the past year, how did you usually get it? - I bought it myself



Response	6	8	10	12	Total	
No	99.2	97.1	92.5	84.9	93.8	
Yes	0.8	2.9	7.5	15.1	6.2	
N of Valid	389	311	320	304	1324	
N of Miss	0	0	0	0	0	

Table 187: If you used marijuana (grass, pot) (not just a puff or drag) in the past year, how did you usually get it? - I got it from someone at school



Response	6	8	10	12	Total	
No	99.7	97.1	96.9	96.4	97.7	
Yes	0.3	2.9	3.1	3.6	2.3	
N of Valid	389	311	320	304	1324	
N of Miss	0	0	0	0	0	

Table 188: If you used marijuana (grass, pot) (not just a puff or drag) in the past year, how did you usually get it? - I got it from someone with a medical marijuana card



Response	6	8	10	12	Total	
No	100.0	99.4	99.4	98.0	99.2	
Yes	0.0	0.6	0.6	2.0	0.8	
N of Valid	389	311	320	304	1324	
N of Miss	0	0	0	0	0	

Table 189: If you used marijuana (grass, pot) (not just a puff or drag) in the past year, how did you usually get it? - I got it from my brother or sister



Response	6	8	10	12	Total	
No	100.0	98.1	98.1	97.0	98.4	
Yes	0.0	1.9	1.9	3.0	1.6	
N of Valid	389	311	320	304	1324	
N of Miss	0	0	0	0	0	

Table 190: If you used marijuana (grass, pot) (not just a puff or drag) in the past year, how did you usually get it? - I got it from another relative



Response	6	8	10	12	Total	
No	99.2	96.8	97.2	97.4	97.7	
Yes	0.8	3.2	2.8	2.6	2.3	
N of Valid	389	311	320	304	1324	
N of Miss	0	0	0	0	0	

Table 191: If you used marijuana (grass, pot) (not just a puff or drag) in the past year, how did you usually get it? - Other



Response	6	8	10	12	Total	
No	98.5	95.5	93.1	90.5	94.6	
Yes	1.5	4.5	6.9	9.5	5.4	
N of Valid	389	311	320	304	1324	
N of Miss	0	0	0	0	0	

Table 192: If you drank alcohol (not just a sip or taste) in the past year, how did you usually get it?













Response	6	8	10	12	Total	
I did not drink alcohol in the past year	93.1	77.8	69.4	56.9	75.5	
I bought it myself with a fake ID	0.0	0.3	0.3	0.0	0.2	
I bought it myself without a fake ID	0.0	0.0	0.0	1.6	0.4	
I got it from someone I know age 21 or older	0.8	3.9	9.8	22.0	8.5	
I got it from someone I know under age 21	0.5	1.3	2.5	4.3	2.0	
I got it from my brother or sister	0.3	1.3	1.9	1.3	1.1	
I got it from home with my parents' permission	2.3	4.5	4.4	5.9	4.2	
I got it from home without my parents' permission	0.0	4.8	3.8	0.7	2.2	
I got it from another relative	0.8	1.6	2.2	1.6	1.5	
A stranger bought it for me	0.0	0.0	1.3	0.7	0.5	
I took it from a store or shop	0.3	0.0	0.3	0.0	0.2	
Other	2.1	4.5	4.1	4.9	3.8	
N of Valid	390	311	317	304	1322	
N of Miss	84	51	48	22	205	

Table 193: If you used prescription drugs or over the counter drugs without a doctor telling you to use it or for the purpose of getting high, where did you get these drugs? - Did not use



Response	6	8	10	12	Total	
No	1.3	4.9	5.6	5.3	4.1	
Yes	98.7	95.1	94.4	94.7	95.9	
N of Valid	388	307	321	303	1319	
N of Miss	0	0	0	0	0	

Table 194: If you used prescription drugs or over the counter drugs without a doctor telling you to use it or for the purpose of getting high, where did you get these drugs? -  
Bought or took from store or shop



Response	6	8	10	12	Total	
No	99.5	99.3	99.7	99.3	99.5	
Yes	0.5	0.7	0.3	0.7	0.5	
N of Valid	388	307	321	303	1319	
N of Miss	0	0	0	0	0	

Table 195: If you used prescription drugs or over the counter drugs without a doctor telling you to use it or for the purpose of getting high, where did you get these drugs? -  
Got from parents with permission



Response	6	8	10	12	Total	
No	99.7	99.3	99.4	98.7	99.3	
Yes	0.3	0.7	0.6	1.3	0.7	
N of Valid	388	307	321	303	1319	
N of Miss	0	0	0	0	0	

Table 196: If you used prescription drugs or over the counter drugs without a doctor telling you to use it or for the purpose of getting high, where did you get these drugs? -  
Got from home without permission



Response	6	8	10	12	Total	
No	100.0	99.0	98.8	99.3	99.3	
Yes	0.0	1.0	1.2	0.7	0.7	
N of Valid	388	307	321	303	1319	
N of Miss	0	0	0	0	0	

Table 197: If you used prescription drugs or over the counter drugs without a doctor telling you to use it or for the purpose of getting high, where did you get these drugs? -  
Got from relative with permission



Response	6	8	10	12	Total	
No	99.7	99.3	100.0	99.7	99.7	
Yes	0.3	0.7	0.0	0.3	0.3	
N of Valid	388	307	321	303	1319	
N of Miss	0	0	0	0	0	

Table 198: If you used prescription drugs or over the counter drugs without a doctor telling you to use it or for the purpose of getting high, where did you get these drugs? -  
Got from relative without permission



Response	6	8	10	12	Total	
No	100.0	100.0	99.1	99.7	99.7	
Yes	0.0	0.0	0.9	0.3	0.3	
N of Valid	388	307	321	303	1319	
N of Miss	0	0	0	0	0	

Table 199: If you used prescription drugs or over the counter drugs without a doctor telling you to use it or for the purpose of getting high, where did you get these drugs? -  
Got from friend's home with permission



Response	6	8	10	12	Total	
No	100.0	99.7	98.8	99.3	99.5	
Yes	0.0	0.3	1.2	0.7	0.5	
N of Valid	388	307	321	303	1319	
N of Miss	0	0	0	0	0	

Table 200: If you used prescription drugs or over the counter drugs without a doctor telling you to use it or for the purpose of getting high, where did you get these drugs? -  
Got from friend's home without permission



Response	6	8	10	12	Total	
No	100.0	99.3	100.0	99.3	99.7	
Yes	0.0	0.7	0.0	0.7	0.3	
N of Valid	388	307	321	303	1319	
N of Miss	0	0	0	0	0	

Table 201: If you used prescription drugs or over the counter drugs without a doctor telling you to use it or for the purpose of getting high, where did you get these drugs? -  
Got from friend at school



Response	6	8	10	12	Total	
No	100.0	99.0	99.1	99.3	99.4	
Yes	0.0	1.0	0.9	0.7	0.6	
N of Valid	388	307	321	303	1319	
N of Miss	0	0	0	0	0	

Table 202: If you used prescription drugs or over the counter drugs without a doctor telling you to use it or for the purpose of getting high, where did you get these drugs? -  
Got from friend at party



Response	6	8	10	12	Total	
No	99.7	100.0	99.4	99.3	99.6	
Yes	0.3	0.0	0.6	0.7	0.4	
N of Valid	388	307	321	303	1319	
N of Miss	0	0	0	0	0	

Table 203: If you used prescription drugs or over the counter drugs without a doctor telling you to use it or for the purpose of getting high, where did you get these drugs? -  
Got from friend, elsewhere



Response	6	8	10	12	Total	
No	99.7	98.7	97.8	98.3	98.7	
Yes	0.3	1.3	2.2	1.7	1.3	
N of Valid	388	307	321	303	1319	
N of Miss	0	0	0	0	0	

Table 204: If you used prescription drugs or over the counter drugs without a doctor telling you to use it or for the purpose of getting high, where did you get these drugs? -  
Got from internet sale



Response	6	8	10	12	Total	
No	100.0	100.0	99.1	100.0	99.8	
Yes	0.0	0.0	0.9	0.0	0.2	
N of Valid	388	307	321	303	1319	
N of Miss	0	0	0	0	0	

Table 205: During the last month, about how many marijuana cigarettes, or the equivalent, did you smoke a day, on the average?


Response	6	8	10	12	Total	
None	98.7	93.8	90.9	84.2	92.4	
Less than 1 a day	0.8	2.9	1.9	7.9	3.2	
1 a day	0.3	1.0	1.6	1.6	1.1	
2-3 a day	0.0	1.3	3.4	3.3	1.9	
4-6 a day	0.0	0.3	0.9	1.6	0.7	
7-10 a day	0.0	0.0	0.3	0.0	0.1	
11 or more a day	0.3	0.7	0.9	1.3	0.8	
N of Valid	395	307	320	304	1326	
N of Miss	79	55	45	22	201	

Table 206: How wrong do your friends feel it would be for YOU to: have one or two drinks of an alcoholic beverage nearly every day?


Response	6	8	10	12	Total	
Very wrong	76.7	57.9	52.8	41.6	58.6	
Wrong	14.9	23.8	22.2	26.0	21.2	
A little bit wrong	5.0	12.5	13.3	20.1	12.2	
Not at all wrong	3.5	5.8	11.7	12.3	8.0	
N of Valid	404	311	324	308	1347	
N of Miss	70	51	41	18	180	

Table 207: How wrong do your friends feel it would be for YOU to: smoke tobacco?


Response	6	8	10	12	Total	
Very wrong	82.3	62.0	61.3	49.4	65.0	
Wrong	12.0	22.4	18.3	21.8	18.1	
A little bit wrong	3.2	10.7	9.3	16.6	9.5	
Not at all wrong	2.5	4.9	11.1	12.3	7.4	
N of Valid	401	308	323	308	1340	
N of Miss	73	54	42	18	187	

Table 208: How wrong do your friends feel it would be for YOU to: smoke marijuana?

Response	6	8	10	12	Total	
Very wrong	83.3	57.7	56.0	38.4	60.6	
Wrong	11.0	21.0	14.2	17.6	15.6	
A little bit wrong	2.2	11.3	11.5	17.9	10.1	
Not at all wrong	3.5	10.0	18.3	26.1	13.7	
N of Valid	401	310	323	307	1341	
N of Miss	73	52	42	19	186	

Table 209: How wrong do your friends feel it would be for YOU to: use prescription drugs not prescribed to you?

Response	6	8	10	12	Total	
Very wrong	84.7	70.4	74.1	69.3	75.3	
Wrong	10.0	19.9	15.0	18.6	15.5	
A little bit wrong	3.3	6.2	5.0	6.9	5.2	
Not at all wrong	2.0	3.6	5.9	5.2	4.1	
N of Valid	399	307	321	306	1333	
N of Miss	75	55	44	20	194	

Table 210: How wrong would most adults (over 21) in your neighborhood think it is for kids your age: to use marijuana?

Response	6	8	10	12	Total	
Very wrong	90.4	72.4	72.8	60.7	75.1	
Wrong	6.1	16.3	12.7	18.8	13.0	
A little bit wrong	2.5	7.0	6.8	13.3	7.1	
Not at all wrong	1.0	4.3	7.7	7.1	4.8	
N of Valid	395	301	323	308	1327	
N of Miss	79	61	42	18	200	



Table 211: How wrong would most adults (over 21) in your neighborhood think it is for kids your age: to drink alcohol?





Response	6	8	10	12	Total	
Very wrong	82.5	68.5	66.3	48.4	67.5	
Wrong	11.4	16.6	17.0	24.0	16.9	
A little bit wrong	3.8	10.3	7.7	18.2	9.6	
Not at all wrong	2.3	4.6	9.0	9.4	6.1	
N of Valid	395	302	323	308	1328	
N of Miss	79	60	42	18	199	

Table 212: How wrong would most adults (over 21) in your neighborhood think it is for kids your age: to smoke cigarettes?





Response	6	8	10	12	Total	
Very wrong	87.3	70.8	73.0	61.4	74.0	
Wrong	7.6	18.8	15.5	22.1	15.4	
A little bit wrong	3.6	8.1	3.7	12.0	6.6	
Not at all wrong	1.5	2.3	7.8	4.5	3.9	
N of Valid	393	298	322	308	1321	
N of Miss	81	64	43	18	206	

Table 213: How much do each of the following statements describe your neighborhood? crime and/or drug selling





Response	6	8	10	12	Total	
NO!	82.2	69.8	66.4	63.4	71.2	
no	10.7	19.5	18.8	20.6	16.9	
yes	4.3	7.4	9.0	10.5	7.6	
YES!	2.8	3.4	5.9	5.6	4.3	
N of Valid	394	298	324	306	1322	
N of Miss	80	64	41	20	205	

Table 214: How much do each of the following statements describe your neighborhood? fights


Response	6	8	10	12	Total	
NO!	71.0	65.0	66.3	65.6	67.2	
no	14.1	19.2	18.6	21.6	18.1	
yes	10.1	11.8	9.0	8.2	9.8	
YES!	4.8	4.0	6.2	4.6	4.9	
N of Valid	396	297	323	305	1321	
N of Miss	78	65	42	21	206	

Table 215: How much do each of the following statements describe your neighborhood? lots of empty or abandoned buildings


Response	6	8	10	12	Total	
NO!	75.9	67.7	67.8	68.0	70.2	
no	13.9	20.2	18.9	22.5	18.5	
yes	6.6	9.8	9.0	6.2	7.8	
YES!	3.5	2.4	4.3	3.3	3.4	
N of Valid	395	297	323	306	1321	
N of Miss	79	65	42	20	206	

Table 216: How much do each of the following statements describe your neighborhood? lots of graffiti


Response	6	8	10	12	Total	
NO!	84.4	77.6	74.5	75.8	78.4	
no	12.6	18.7	19.6	20.3	17.5	
yes	1.5	2.7	4.0	2.3	2.6	
YES!	1.5	1.0	1.9	1.6	1.5	
N of Valid	390	294	322	306	1312	
N of Miss	84	68	43	20	215	

Table 217: I feel safe in my neighborhood.

Response	6	8	10	12	Total
NO!	8.7	5.4	9.7	2.3	6.7
no	7.6	9.4	8.1	6.2	7.8
yes	31.3	39.4	38.6	42.0	37.4
YES!	52.4	45.8	43.6	49.5	48.1
N of Valid	393	297	321	305	1316
N of Miss	81	65	44	21	211

Table 218: If a kid smoked marijuana in your neighborhood would he or she be caught by the police?

Response	6	8	10	12	Total
NO!	22.4	25.0	37.7	29.5	28.4
no	23.0	39.7	35.5	48.7	35.8
yes	25.8	21.0	15.1	15.3	19.6
YES!	28.8	14.3	11.7	6.5	16.2
N of Valid	392	300	324	308	1324
N of Miss	82	62	41	18	203

Table 219: If a kid drank some beer, wine or hard liquor (for example, vodka, whiskey, or gin) in your neighborhood would he or she be caught by the police?

Response	6	8	10	12	Total
NO!	24.7	28.3	42.2	35.5	32.3
no	29.6	42.3	34.8	47.2	37.9
yes	23.4	16.7	14.0	13.0	17.1
YES!	22.4	12.7	9.0	4.2	12.7
N of Valid	389	300	322	307	1318
N of Miss	85	62	43	19	209

Table 220: If a kid carried a handgun in your neighborhood would he or she be caught by the police?





Response	6	8	10	12	Total	
NO!	23.5	24.6	35.6	27.6	27.7	
no	19.6	29.2	30.3	39.6	29.1	
yes	20.7	26.2	21.4	19.8	21.9	
YES!	36.2	19.9	12.7	13.0	21.3	
N of Valid	387	301	323	308	1319	
N of Miss	87	61	42	18	208	

Table 221: If you wanted to get some cigarettes, how easy would it be for you to get some?





Response	6	8	10	12	Total	
Very hard	76.7	56.8	50.0	33.4	55.4	
Sort of hard	10.2	13.2	10.2	13.4	11.6	
Sort of easy	8.6	16.9	17.3	23.9	16.2	
Very easy	4.5	13.2	22.5	29.2	16.8	
N of Valid	374	296	324	305	1299	
N of Miss	100	66	41	21	228	

Table 222: If you wanted to get some beer, wine or hard liquor (for example, vodka, whiskey, or gin), how easy would it be for you to get some?





Response	6	8	10	12	Total	
Very hard	73.8	50.7	42.9	26.3	49.6	
Sort of hard	11.6	16.6	10.2	8.6	11.7	
Sort of easy	9.2	13.9	22.4	29.6	18.3	
Very easy	5.4	18.9	24.5	35.5	20.4	
N of Valid	370	296	322	304	1292	
N of Miss	104	66	43	22	235	

Table 223: If you wanted to get a drug like cocaine, LSD, or amphetamines, how easy would it be for you to get some?





Response	6	8	10	12	Total	
Very hard	91.4	81.7	75.2	69.8	80.1	
Sort of hard	5.9	11.2	11.2	18.0	11.3	
Sort of easy	1.3	3.7	6.8	7.2	4.6	
Very easy	1.3	3.4	6.8	4.9	4.0	
N of Valid	373	295	322	305	1295	
N of Miss	101	67	43	21	232	

Table 224: If you wanted to get a handgun, how easy would it be for you to get one?





Response	6	8	10	12	Total	
Very hard	72.7	59.2	59.0	51.6	61.3	
Sort of hard	11.3	13.6	10.6	11.5	11.7	
Sort of easy	9.7	10.9	11.5	15.1	11.7	
Very easy	6.4	16.3	18.9	21.7	15.4	
N of Valid	373	294	322	304	1293	
N of Miss	101	68	43	22	234	

Table 225: If you wanted to get some marijuana, how easy would it be for you to get some?





Response	6	8	10	12	Total	
Very hard	88.8	65.5	55.3	35.0	62.4	
Sort of hard	4.9	10.2	8.4	12.2	8.7	
Sort of easy	3.0	10.6	14.0	15.8	10.5	
Very easy	3.3	13.7	22.4	37.0	18.4	
N of Valid	367	293	322	303	1285	
N of Miss	107	69	43	23	242	

Table 226: If you wanted to get prescription drugs for the purpose of getting high, how easy would it be for you to get some?


Response	6	8	10	12	Total	
Very hard	83.3	66.8	63.7	50.8	67.0	
Sort of hard	7.8	10.5	11.2	18.8	11.8	
Sort of easy	5.1	9.2	11.8	16.5	10.4	
Very easy	3.8	13.6	13.4	13.9	10.8	
N of Valid	372	295	322	303	1292	
N of Miss	102	67	43	23	235	

Table 227: If you wanted to get synthetic marijuana such as K2 or chemical products such as bath salts to get high, how easy would it be for you to get some?


Response	6	8	10	12	Total	
Very hard	90.3	80.7	72.9	65.2	77.9	
Sort of hard	5.1	11.2	13.1	17.0	11.3	
Sort of easy	2.4	3.4	5.6	8.9	5.0	
Very easy	2.2	4.7	8.4	8.9	5.9	
N of Valid	371	295	321	305	1292	
N of Miss	103	67	44	21	235	

Table 228: If you wanted to get steroids to use or to enhance athletic performance, how easy would it be for you to get some?


Response	6	8	10	12	Total	
Very hard	87.5	78.6	73.6	65.6	76.8	
Sort of hard	6.8	10.9	12.3	19.0	12.0	
Sort of easy	3.5	6.5	7.2	9.2	6.5	
Very easy	2.2	4.1	6.9	6.2	4.7	
N of Valid	369	294	318	305	1286	
N of Miss	105	68	47	21	241	

Table 229: If you wanted to get e-cigarettes, e-cigars, or e-hookahs, how easy would it be for you to get some?





Response	6	8	10	12	Total	
Very hard	80.1	58.8	48.6	33.9	56.5	
Sort of hard	10.2	7.4	6.5	6.2	7.7	
Sort of easy	4.8	9.8	13.4	19.7	11.6	
Very easy	4.8	24.0	31.5	40.1	24.1	
N of Valid	372	296	321	304	1293	
N of Miss	102	66	44	22	234	

Table 230: During the past 12 months, have you participated in any alcohol prevention programs or seen any alcohol prevention messages in your school or community? Yes, a school-based program focused on preventing underage drinking and/or drinking and driving.



Response	6	8	10	12	Total	
No	64.8	60.4	75.7	82.4	70.6	
Yes	35.2	39.6	24.3	17.6	29.4	
N of Valid	381	293	321	301	1296	
N of Miss	0	0	0	0	0	

Table 231: During the past 12 months, have you participated in any alcohol prevention programs or seen any alcohol prevention messages in your school or community? Yes, a community-based program focused on preventing underage drinking and/or drinking and driving (for example, through your church or temple or through youth groups like Boys and Girls Club or 4-H).



Response	6	8	10	12	Total	
No	88.2	82.9	90.3	96.7	89.5	
Yes	11.8	17.1	9.7	3.3	10.5	
N of Valid	381	293	321	301	1296	
N of Miss	0	0	0	0	0	

Table 232: During the past 12 months, have you participated in any alcohol prevention programs or seen any alcohol prevention messages in your school or community? Yes, a media campaign addressing underage drinking and/or drinking and driving (for example, newspaper ads, posters, pamphlets, radio, TV).



Response	6	8	10	12	Total	
No	89.5	83.3	92.5	90.0	89.0	
Yes	10.5	16.7	7.5	10.0	11.0	
N of Valid	381	293	321	301	1296	
N of Miss	0	0	0	0	0	

Table 233: During the past 12 months, have you participated in any alcohol prevention programs or seen any alcohol prevention messages in your school or community? No



Response	6	8	10	12	Total	
No	40.2	48.1	29.0	24.9	35.6	
Yes	59.8	51.9	71.0	75.1	64.4	
N of Valid	381	293	321	301	1296	
N of Miss	0	0	0	0	0	

Table 234: How wrong do your parents feel it would be for YOU to: have one or two drinks of an alcoholic beverage nearly every day?





Response	6	8	10	12	Total	
Very wrong	86.5	83.8	80.9	77.1	82.2	
Wrong	8.9	10.7	11.7	15.7	11.6	
A little bit wrong	3.8	4.1	4.9	4.9	4.4	
Not at all wrong	0.8	1.4	2.5	2.3	1.7	
N of Valid	370	290	324	306	1290	
N of Miss	104	72	41	20	237	

Table 235: How wrong do your parents feel it would be for YOU to: smoke tobacco?





Response	6	8	10	12	Total	
Very wrong	92.9	87.1	83.3	77.8	85.6	
Wrong	5.7	8.7	11.4	13.7	9.7	
A little bit wrong	0.8	3.5	2.2	6.9	3.2	
Not at all wrong	0.5	0.7	3.1	1.6	1.5	
N of Valid	368	287	324	306	1285	
N of Miss	106	75	41	20	242	



Table 236: How wrong do your parents feel it would be for YOU to: smoke marijuana?


Response	6	8	10	12	Total	
Very wrong	94.8	87.2	81.1	74.8	84.9	
Wrong	3.8	6.2	10.8	12.4	8.2	
A little bit wrong	0.5	3.8	3.7	8.5	4.0	
Not at all wrong	0.8	2.8	4.3	4.2	3.0	
N of Valid	368	288	323	306	1285	
N of Miss	106	74	42	20	242	

Table 237: How wrong do your parents feel it would be for YOU to: use prescription drugs not prescribed to you?


Response	6	8	10	12	Total	
Very wrong	93.5	91.6	87.3	89.2	90.5	
Wrong	3.8	5.6	9.3	7.2	6.4	
A little bit wrong	1.9	1.0	0.9	2.6	1.6	
Not at all wrong	0.8	1.7	2.5	1.0	1.5	
N of Valid	372	286	324	306	1288	
N of Miss	102	76	41	20	239	

Table 238: How wrong do your parents feel it would be for YOU to: steal something?


Response	6	8	10	12	Total	
Very wrong	88.6	83.2	84.2	86.9	85.9	
Wrong	10.1	12.9	11.8	10.8	11.3	
A little bit wrong	0.5	2.1	2.2	1.6	1.6	
Not at all wrong	0.8	1.7	1.9	0.7	1.2	
N of Valid	368	286	323	306	1283	
N of Miss	106	76	42	20	244	

Table 239: How wrong do your parents feel it would be for YOU to: draw graffiti, write things, or draw pictures on buildings or other property (without the owner's permission)?





Response	6	8	10	12	Total	
Very wrong	88.9	85.2	83.0	79.2	84.3	
Wrong	8.9	9.9	10.8	14.7	11.0	
A little bit wrong	1.1	3.5	4.3	5.2	3.4	
Not at all wrong	1.1	1.4	1.9	1.0	1.3	
N of Valid	371	284	324	307	1286	
N of Miss	103	78	41	19	241	

Table 240: How wrong do your parents feel it would be for YOU to: pick a fight with someone?





Response	6	8	10	12	Total	
Very wrong	70.0	60.4	68.8	62.1	65.7	
Wrong	20.0	21.5	17.6	23.5	20.6	
A little bit wrong	7.3	14.2	10.5	10.8	10.5	
Not at all wrong	2.7	3.8	3.1	3.6	3.3	
N of Valid	370	288	324	306	1288	
N of Miss	104	74	41	20	239	

Table 241: During the past 12 months, have you talked with at least one of your parents about the dangers of underage drinking and/or drinking and driving? By parents, we mean either your biological parents, adoptive parents, stepparents, or adult guardians - whether or not they live with you.



Response	6	8	10	12	Total	
No	53.8	59.3	59.6	56.7	57.1	
Yes	46.2	40.7	40.4	43.3	42.9	
N of Valid	359	275	302	291	1227	
N of Miss	115	87	63	35	300	

Table 242: The rules in my family are clear.

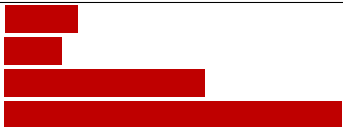
Response	6	8	10	12	Total	
NO!	11.4	7.1	12.9	5.6	9.4	
no	4.1	8.8	7.9	7.6	6.9	
yes	24.5	36.7	27.0	35.5	30.5	
YES!	59.9	47.3	52.2	51.3	53.1	
N of Valid	367	283	318	304	1272	
N of Miss	107	79	47	22	255	

Table 243: People in my family have serious arguments about the same things, and often insult or yell at each other.

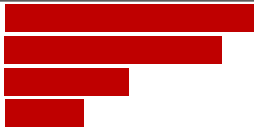
Response	6	8	10	12	Total	
NO!	50.3	32.9	37.9	30.2	38.5	
no	28.5	31.1	35.1	39.0	33.3	
yes	14.1	24.7	14.6	19.3	17.8	
YES!	7.1	11.3	12.4	11.5	10.4	
N of Valid	368	283	322	305	1278	
N of Miss	106	79	43	21	249	

Table 244: When I am not at home, one of my parents knows where I am and who I am with.

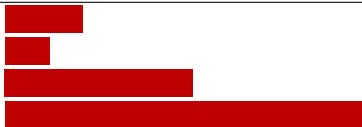
Response	6	8	10	12	Total	
NO!	11.7	7.8	15.6	5.3	10.3	
no	4.6	4.6	3.4	6.6	4.8	
yes	19.1	31.8	29.7	35.6	28.5	
YES!	64.5	55.8	51.2	52.5	56.4	
N of Valid	366	283	320	303	1272	
N of Miss	108	79	45	23	255	

Table 245: My family has clear rules about alcohol and drug use.

Response	6	8	10	12	Total
NO!	11.8	9.9	15.9	6.0	11.0
no	4.9	13.1	10.0	11.3	9.5
yes	17.0	24.7	22.7	33.4	24.1
YES!	66.3	52.3	51.4	49.3	55.4
N of Valid	365	283	321	302	1271
N of Miss	109	79	44	24	256

Table 246: If you skipped school would you be caught by your parents?

Response	6	8	10	12	Total
NO!	11.7	7.7	17.5	9.2	11.7
no	4.1	11.9	11.9	17.4	11.0
yes	17.8	26.9	25.0	31.2	24.8
YES!	66.4	53.5	45.6	42.1	52.5
N of Valid	366	286	320	304	1276
N of Miss	108	76	45	22	251

Table 247: My parents ask if I've gotten my homework done.

Response	6	8	10	12	Total
NO!	11.8	9.2	19.4	14.5	13.8
no	4.9	16.3	15.9	22.0	14.3
yes	20.1	32.9	25.9	34.9	27.9
YES!	63.2	41.7	38.8	28.6	44.0
N of Valid	364	283	320	304	1271
N of Miss	110	79	45	22	256

Table 248: Would your parents know if you did not come home on time?

Response	6	8	10	12	Total	
NO!	9.3	7.7	14.6	7.9	10.0	
no	4.9	8.8	7.2	13.2	8.3	
yes	20.2	34.5	26.5	31.6	27.7	
YES!	65.6	48.9	51.7	47.4	54.0	
N of Valid	366	284	321	304	1275	
N of Miss	108	78	44	22	252	

Table 249: Do you know how to properly dispose of leftover prescription drugs?

Response	6	8	10	12	Total	
No	81.0	76.1	61.0	63.4	70.5	
Yes	19.0	23.9	39.0	36.6	29.5	
N of Valid	342	272	310	295	1219	
N of Miss	132	90	55	31	308	

Table 250: Have any of your brothers or sisters ever: drunk beer, wine or hard liquor (for example, vodka, whiskey or gin)?

Response	6	8	10	12	Total	
No	73.6	59.8	54.8	44.0	58.7	
Yes	21.2	36.4	42.2	52.4	37.3	
I don't have any brothers or sisters	5.2	3.8	3.1	3.6	4.0	
N of Valid	368	291	325	307	1291	
N of Miss	106	71	40	19	236	

Table 251: Have any of your brothers or sisters ever: smoked marijuana?

Response	6	8	10	12	Total	
No	86.9	76.0	69.2	57.2	72.9	
Yes	7.9	20.8	27.7	39.2	23.3	
I don't have any brothers or sisters	5.2	3.1	3.1	3.6	3.8	
N of Valid	366	288	325	306	1285	
N of Miss	108	74	40	20	242	

Table 252: Have any of your brothers or sisters ever: smoked cigarettes?




Response	6	8	10	12	Total	
No	79.6	77.3	71.3	59.8	72.3	
Yes	15.3	19.2	25.6	36.3	23.8	
I don't have any brothers or sisters	5.2	3.5	3.1	3.9	4.0	
N of Valid	367	286	324	306	1283	
N of Miss	107	76	41	20	244	

Table 253: Have any of your brothers or sisters ever: taken a handgun to school?




Response	6	8	10	12	Total	
No	94.6	94.4	94.8	95.1	94.7	
Yes	0.3	2.5	1.8	1.3	1.4	
I don't have any brothers or sisters	5.2	3.2	3.4	3.6	3.9	
N of Valid	368	285	325	307	1285	
N of Miss	106	77	40	19	242	

Table 254: Have any of your brothers or sisters ever: been suspended or expelled from school?




Response	6	8	10	12	Total	
No	74.1	65.4	70.2	66.4	69.3	
Yes	20.4	30.8	26.8	29.6	26.5	
I don't have any brothers or sisters	5.4	3.8	3.1	3.9	4.1	
N of Valid	367	286	325	307	1285	
N of Miss	107	76	40	19	242	

Table 255: Have any of your brothers or sisters ever: used e-cigarettes, e-cigars or e-hookahs (vaping)?




Response	6	8	10	12	Total	
No	81.9	70.4	65.5	57.3	69.3	
Yes	12.9	26.5	31.1	39.1	26.8	
I don't have any brothers or sisters	5.2	3.1	3.4	3.6	3.9	
N of Valid	365	287	325	307	1284	
N of Miss	109	75	40	19	243	

Table 256: Have any of your brothers or sisters ever: used prescription drugs not prescribed to him/her?




Response	6	8	10	12	Total	
No	92.3	89.5	87.4	84.0	88.5	
Yes	2.5	7.0	9.2	12.4	7.6	
I don't have any brothers or sisters	5.2	3.5	3.4	3.6	4.0	
N of Valid	366	286	325	307	1284	
N of Miss	108	76	40	19	243	

Table 257: Have you changed homes in the past year (the last 12 months)?



Response	6	8	10	12	Total	
No	74.9	77.9	81.2	83.2	79.1	
Yes	25.1	22.1	18.8	16.8	20.9	
N of Valid	367	285	320	298	1270	
N of Miss	107	77	45	28	257	

Table 258: How many times have you changed homes since kindergarten?






Response	6	8	10	12	Total	
Never	40.5	33.2	37.2	31.4	35.9	
1 or 2 times	32.3	32.9	30.0	34.0	32.3	
3 or 4 times	17.9	20.1	17.8	19.3	18.7	
5 or 6 times	5.4	5.9	8.1	9.2	7.1	
7 or more times	3.8	8.0	6.9	6.2	6.1	
N of Valid	368	289	320	306	1283	
N of Miss	106	73	45	20	244	

Table 259: Have you changed schools (including changing from elementary to middle and middle to high school) in the past year?



Response	6	8	10	12	Total	
No	58.3	61.5	76.9	84.2	69.9	
Yes	41.7	38.5	23.1	15.8	30.1	
N of Valid	360	286	320	304	1270	
N of Miss	114	76	45	22	257	

Table 260: How many times have you changed schools since kindergarten (including changing from elementary to middle and middle to high school)?






Response	6	8	10	12	Total	
Never	40.9	26.7	38.1	32.5	35.0	
1 or 2 times	42.3	36.8	25.0	21.6	31.8	
3 or 4 times	12.5	25.3	25.6	30.8	23.0	
5 or 6 times	3.3	6.2	6.6	11.8	6.8	
7 or more times	1.1	4.9	4.7	3.3	3.4	
N of Valid	369	288	320	305	1282	
N of Miss	105	74	45	21	245	

Table 261: Has anyone in your family ever had severe alcohol or drug problems?



Response	6	8	10	12	Total	
No	72.8	58.0	53.0	50.3	59.2	
Yes	27.2	42.0	47.0	49.7	40.8	
N of Valid	368	283	317	302	1270	
N of Miss	106	79	48	24	257	

Table 262: About how many adults (over 21) have you known personally who in the past year have: used marijuana, crack, cocaine, or other drugs?






Response	6	8	10	12	Total	
0	82.6	63.9	60.6	50.7	65.2	
1	9.5	14.7	14.8	16.3	13.6	
2	3.5	6.7	7.7	11.1	7.1	
3-4	2.7	8.1	5.8	6.2	5.5	
5	1.6	6.7	11.1	15.7	8.5	
N of Valid	367	285	325	306	1283	
N of Miss	107	77	40	20	244	



Table 263: About how many adults (over 21) have you known personally who in the past year have: sold or dealt drugs?






Response	6	8	10	12	Total	
0	89.3	70.8	70.9	67.4	75.3	
1	6.8	13.0	10.7	12.1	10.5	
2	2.2	7.0	5.2	5.9	4.9	
3-4	0.8	5.3	5.8	6.2	4.4	
5	0.8	3.9	7.4	8.5	5.0	
N of Valid	365	284	326	307	1282	
N of Miss	109	78	39	19	245	

Table 264: About how many adults (over 21) have you known personally who in the past year have: done other things that could get them in trouble with the police, like stealing, selling stolen goods, mugging or assaulting others, etc.?






Response	6	8	10	12	Total	
0	86.3	68.2	67.1	67.2	72.8	
1	7.4	12.9	12.9	10.1	10.7	
2	2.5	8.0	5.2	8.1	5.8	
3-4	1.4	5.6	6.8	5.2	4.6	
5	2.5	5.2	8.0	9.4	6.2	
N of Valid	365	286	325	308	1284	
N of Miss	109	76	40	18	243	

Table 265: About how many adults (over 21) have you known personally who in the past year have: gotten drunk or high?










Response	6	8	10	12	Total	
0	63.9	43.5	43.6	35.2	47.3	
1	16.9	17.5	16.9	14.5	16.5	
2	8.3	9.5	7.2	10.9	8.9	
3-4	4.4	11.2	10.7	9.2	8.7	
5	6.4	18.2	21.6	30.3	18.6	
N of Valid	360	285	319	304	1268	
N of Miss	114	77	46	22	259	

Table 266: How honest were you in filling out this survey?

Response	6	8	10	12	Total	
I was very honest	85.6	74.8	75.9	80.3	79.5	
I was honest pretty much of the time	10.7	21.3	17.3	15.5	15.9	
I was honest some of the time	2.1	2.9	5.9	2.9	3.4	
I was honest once in a while	1.6	1.0	0.9	1.3	1.2	
I was not honest at all	0.0	0.0	0.0	0.0	0.0	
N of Valid	383	310	323	310	1326	
N of Miss	91	52	42	16	201	