

A background image showing a row of students in a classroom, focused on their work. They are holding yellow pencils and looking down at papers on their desks. The image is slightly blurred, emphasizing the text overlay.

# 2017 APNA

## Arkansas Prevention Needs Assessment Survey

Union County  
Tables

Arkansas Department of Human Services,  
Division of Aging, Adults and Behavioral  
Health Services  
And  
University of Arkansas at Little Rock  
MidSOUTH Center for Prevention and Training

Conducted by International Survey Associates dba Pride Surveys



# Contents

1	INTRODUCTION	11
2	PERCENTAGE TABLES	15

# List of Frequency Distribution Tables

1	Gender	16
2	Age	16
3	Are you Hispanic or Latino?	16
4	What is your race? Black or African American	17
5	What is your race? Asian	17
6	What is your race? American Indian	17
7	What is your race? Alaska Native	17
8	What is your race? White	18
9	What is your race? Native Hawaiian or Other Pacific Islander	18
10	What is your race? Other	18
11	What is the highest level of schooling completed by your mother or father?	19
12	Think of where you live most of the time. Which of the following people live there with you? Mother	19
13	Think of where you live most of the time. Which of the following people live there with you? Stepmother	19
14	Think of where you live most of the time. Which of the following people live there with you? Foster Mother	20
15	Think of where you live most of the time. Which of the following people live there with you? Grandmother	20
16	Think of where you live most of the time. Which of the following people live there with you? Aunt	20
17	Think of where you live most of the time. Which of the following people live there with you? Father	20
18	Think of where you live most of the time. Which of the following people live there with you? Stepfather	21
19	Think of where you live most of the time. Which of the following people live there with you? Foster Father	21
20	Think of where you live most of the time. Which of the following people live there with you? Grandfather	21
21	Think of where you live most of the time. Which of the following people live there with you? Uncle	21
22	Think of where you live most of the time. Which of the following people live there with you? Other Adults	22
23	Think of where you live most of the time. Which of the following people live there with you? Brother(s)	22
24	Think of where you live most of the time. Which of the following people live there with you? Stepbrother(s)	22
25	Think of where you live most of the time. Which of the following people live there with you? Sister(s)	22
26	Think of where you live most of the time. Which of the following people live there with you? Stepsister(s)	23

27	Think of where you live most of the time. Which of the following people live there with you? Other Children . . . . .	23
28	In my school, students have lots of chances to help decide things like class activities and rules. . . . .	23
29	Teachers ask me to work on special classroom projects. . . . .	23
30	My teacher(s) notices when I am doing a good job and lets me know about it. . . . .	24
31	There are lots of chances for students in my school to get involved in sports, clubs, and other school activities outside of class. . . . .	24
32	There are lots of chances for students in my school to talk with a teacher one-on-one. . . . .	24
33	I feel safe at my school. . . . .	25
34	The school lets my parents know when I have done something well. . . . .	25
35	My teachers praise me when I work hard in school. . . . .	25
36	Are your school grades better than the grades of most students in your class? . . . . .	26
37	I have lots of chances to be part of class discussions or activities. . . . .	26
38	Now thinking back over the past year in school, how often did you: enjoy being in school? . . . . .	26
39	Now thinking back over the past year in school, how often did you: hate being in school? . . . . .	27
40	Now thinking back over the past year in school, how often did you: try to do your best work in school? . . . . .	27
41	How often do you feel that the school work you are assigned is meaningful and important? . . . . .	27
42	Putting them all together, what were your grades like last year? . . . . .	28
43	How important do you think the things you are learning in school are going to be for your later life? . . . . .	28
44	During the LAST FOUR WEEKS how many whole days of school have you missed because you skipped or "cut"? . . . . .	28
45	What are the chances you would be seen as cool if you: smoked cigarettes? . . . . .	29
46	What are the chances you would be seen as cool if you: worked hard at school? . . . . .	29
47	What are the chances you would be seen as cool if you: began drinking alcoholic beverages regularly, that is, at least once or twice a month? . . . . .	29
48	What are the chances you would be seen as cool if you: defended someone who was being bullied? . . . . .	30
49	What are the chances you would be seen as cool if you: smoked marijuana? . . . . .	30
50	What are the chances you would be seen as cool if you: carried a handgun? . . . . .	30
51	What are the chances you would be seen as cool if you: used e-cigarettes, e-cigars or e-hookahs (vaping)? . . . . .	31

52	What are the chances you would be seen as cool if you: bullied someone or cyber bullied someone? . . . . .	31
53	Think of your four best friends (the friends you feel closest to). In the past year (12 months), how many of your best friends have: participated in clubs, organizations or activities at school? . . . . .	31
54	Think of your four best friends (the friends you feel closest to). In the past year (12 months), how many of your best friends have: smoked cigarettes? . . . . .	32
55	Think of your four best friends (the friends you feel closest to). In the past year (12 months), how many of your best friends have: tried beer, wine or hard liquor (for example, vodka, whiskey, or gin) when their parents didn't know about it? . . . . .	32
56	Think of your four best friends (the friends you feel closest to). In the past year (12 months), how many of your best friends have: used e-cigarettes, e-cigars, or e-hookahs? . . . . .	32
57	Think of your four best friends (the friends you feel closest to). In the past year (12 months), how many of your best friends have: used marijuana? . . . . .	33
58	Think of your four best friends (the friends you feel closest to). In the past year (12 months), how many of your best friends have: used prescription drugs or non-prescription drugs for the purpose of getting high? . . . . .	33
59	Think of your four best friends (the friends you feel closest to). In the past year (12 months), how many of your best friends have: used synthetic marijuana (K2, spice) or bath salts? . . . . .	33
60	Think of your four best friends (the friends you feel closest to). In the past year (12 months), how many of your best friends have: used LSD, cocaine, amphetamines, or other illegal drugs? . . . . .	34
61	Think of your four best friends (the friends you feel closest to). In the past year (12 months), how many of your best friends have: been bullied? . . . . .	34
62	Think of your four best friends (the friends you feel closest to). In the past year (12 months), how many of your best friends have: been suspended from school? . . . . .	34
63	Think of your four best friends (the friends you feel closest to). In the past year (12 months), how many of your best friends have: carried a handgun? . . . . .	35
64	Think of your four best friends (the friends you feel closest to). In the past year (12 months), how many of your best friends have: sold illegal drugs? . . . . .	35
65	Think of your four best friends (the friends you feel closest to). In the past year (12 months), how many of your best friends have: regularly attended religious services? . . . . .	35

66	Think of your four best friends (the friends you feel closest to). In the past year (12 months), how many of your best friends have: stolen or tried to steal a motor vehicle such as a car or motorcycle?	36
67	Think of your four best friends (the friends you feel closest to). In the past year (12 months), how many of your best friends have: been arrested?	36
68	Think of your four best friends (the friends you feel closest to). In the past year (12 months), how many of your best friends have: dropped out of school?	36
69	Think of your four best friends (the friends you feel closest to). In the past year (12 months), how many of your best friends have: been members of a gang?	37
70	How old were you when you first: smoked marijuana?	37
71	How old were you when you first: smoked a cigarette, even just a puff?	38
72	How old were you when you first: had more than a sip or two of beer, wine or hard liquor (for example, vodka, whiskey, or gin)?	38
73	How old were you when you first: began drinking alcoholic beverages regularly, that is, at least once or twice a month?	39
74	How old were you when you first: used Pegaramide (peg, Peggy)?	39
75	How old were you when you first: got suspended from school?	40
76	How old were you when you first: got arrested?	40
77	How old were you when you first: carried a handgun?	41
78	How old were you when you first: used e-cigarettes, e-cigars, or e-hookahs (vaping)?	41
79	How old were you when you first: belonged to a gang?	42
80	How old were you when you first: used prescription drugs not prescribed to you?	42
81	How wrong do you think it is for someone your age to: take a handgun to school?	43
82	How wrong do you think it is for someone your age to: steal anything?	43
83	How wrong do you think it is for someone your age to: pick a fight with someone?	43
84	How wrong do you think it is for someone your age to: attack someone with the idea of seriously hurting them?	44
85	How wrong do you think it is for someone your age to: stay away from school all day when their parents think they are at school?	44
86	How wrong do you think it is for someone your age to: drink beer, wine or hard liquor (for example, vodka, whiskey, or gin) regularly?	44
87	How wrong do you think it is for someone your age to: smoke cigarettes?	45
88	How wrong do you think it is for someone your age to: smoke marijuana?	45

89	How wrong do you think it is for someone your age to: use prescription drugs or non-prescription drugs for the purpose of getting high?	45
90	How wrong do you think it is for someone your age to: use synthetic marijuana (K2, spice) or bath salts?	46
91	How wrong do you think it is for someone your age to: use LSD, cocaine, amphetamines or another illegal drug?	46
92	How wrong do you think it is for someone your age to: use e-cigarettes, e-cigars or e-hookahs (vaping)?	46
93	At school during the past 12 months, did you receive help from the resource teacher, speech therapist or other special education teacher?	47
94	How many times in the past year (12 months) have you: been suspended from school?	47
95	How many times in the past year (12 months) have you: carried a handgun?	47
96	How many times in the past year (12 months) have you: sold illegal drugs?	48
97	How many times in the past year (12 months) have you: stolen or tried to steal a motor vehicle such as a car or motorcycle?	48
98	How many times in the past year (12 months) have you: participated in clubs, organizations or activities at school?	48
99	How many times in the past year (12 months) have you: been arrested?	49
100	How many times in the past year (12 months) have you: attacked someone with the idea of seriously hurting them?	49
101	How many times in the past year (12 months) have you: been drunk or high at school?	49
102	How many times in the past year (12 months) have you: taken a handgun to school?	50
103	How many times in the past year (12 months) have you: used e-cigarettes, e-cigars, or e-hookahs (vaping)?	50
104	Are you currently on probation, or assigned a probation officer with Juvenile Court?	50
105	Have you ever belonged to a gang?	51
106	If you have ever belonged to a gang, did that gang have a name?	51
107	You are at a party at someone's house, and one of your friends offers you a drink containing alcohol. What would you say or do?	51
108	How often do you attend religious services or activities?	52
109	I think sometimes it's okay to cheat at school.	52
110	It is important to think before you act.	52
111	Sometimes I think that life is not worth it.	53
112	At times I think I am no good at all.	53
113	All in all, I am inclined to think that I am a failure.	53
114	In the past year, have you felt depressed or sad MOST days, even if you felt okay sometimes?	54
115	It is all right to beat up people if they start the fight.	54

116	I think it is okay to take something without asking if you can get away with it. . . . .	54
117	Where do you get the most information about living a drug and alcohol free life? Parents/guardians . . . . .	55
118	Where do you get the most information about living a drug and alcohol free life? Friends . . . . .	55
119	Where do you get the most information about living a drug and alcohol free life? Family members . . . . .	55
120	Where do you get the most information about living a drug and alcohol free life? School . . . . .	56
121	Where do you get the most information about living a drug and alcohol free life? Internet . . . . .	56
122	Where do you get the most information about living a drug and alcohol free life? TV . . . . .	56
123	Where do you get the most information about living a drug and alcohol free life? Social media . . . . .	57
124	How much do you think people risk harming themselves (physically or in other ways) if they: smoked one or more packs of cigarettes per day? . . . . .	57
125	How much do you think people risk harming themselves (physically or in other ways) if they: try marijuana once or twice? . . . . .	57
126	How much do you think people risk harming themselves (physically or in other ways) if they: smoke marijuana once or twice a week? . . . . .	58
127	How much do you think people risk harming themselves (physically or in other ways) if they: take one or two drinks of an alcoholic beverage (beer, wine, liquor) nearly every day? . . . . .	58
128	How much do you think people risk harming themselves (physically or in other ways) if they: have five or more drinks of an alcoholic beverage once or twice a weekend? . . . . .	58
129	How much do you think people risk harming themselves (physically or in other ways) if they: use prescription drugs that are not prescribed to them? . . . . .	59
130	How much do you think people risk harming themselves (physically or in other ways) if they: use non-prescription drugs to get high? . . . . .	59
131	How much do you think people risk harming themselves (physically or in other ways) if they: use e-cigarettes, e-cigars, or e-hookahs? . . . . .	59
132	Have you ever used smokeless tobacco (chew, snuff, plug, dipping tobacco, or chewing tobacco)? . . . . .	60
133	How often have you used smokeless tobacco during the past 30 days? . . . . .	60
134	Have you ever smoked cigarettes? . . . . .	60
135	How frequently have you smoked cigarettes during the past 30 days? . . . . .	61
136	Which statement best describes rules about smoking inside your home or your family cars? . . . . .	61
137	Have you ever used e-cigarettes, e-cigars, or e-hookahs (vaping)? . . . . .	61

138	How frequently have you used e-cigarettes, e-cigars, or e-hookahs (vaping)? . . . . .	62
139	During this school year, were you taught in any of your classes about the dangers of tobacco use? . . . . .	62
140	During the past 12 months, have you participated in any community activities to discourage people your age from using cigarettes, chewing tobacco, snuff, dip or cigars, e-cigarettes, e-cigars, or e-hookahs? . . . . .	62
141	Think back over the last two weeks. How many times have you had five or more alcoholic drinks in a row? . . . . .	63
142	During the past 30 days, how many times did you ride in a car or other vehicle driven by someone who had been drinking alcohol or using drugs to get high? . . . . .	63
143	During the past 30 days, how many times did you drive a car or other vehicle when you had been drinking alcohol or using drugs to get high? . . . . .	63
144	If you drank alcohol (not just a sip or taste) in the past year, where did you usually drink it? . . . . .	64
145	How do you feel about someone your age having one or two drinks of an alcoholic beverage nearly every day? . . . . .	64
146	On how many occasions have you had alcoholic beverages (beer, wine or hard liquor) to drink in your lifetime - more than just a few sips? . . . . .	64
147	On how many occasions have you drunk one or more drinks of an alcoholic beverage during the past 30 days? . . . . .	65
148	On how many occasions have you used marijuana (grass, pot) or hashish (hash, hash oil) in your lifetime? . . . . .	65
149	On how many occasions have you used marijuana (grass, pot) or hashish (hash, hash oil) during the past 30 days? . . . . .	65
150	On how many occasions have you used LSD or other psychedelics in your lifetime? . . . . .	66
151	On how many occasions have you used LSD or other psychedelics during the past 30 days? . . . . .	66
152	On how many occasions have you used cocaine or crack in your lifetime? . . . . .	66
153	On how many occasions have you used cocaine or crack during the past 30 days? . . . . .	67
154	On how many occasions have you sniffed glue, breathed the contents of an aerosol spray can, or inhaled other gases or sprays, in order to get high in your lifetime? . . . . .	67
155	On how many occasions have you sniffed glue, breathed the contents of an aerosol spray can, or inhaled other gases or sprays, in order to get high during the past 30 days? . . . . .	67
156	On how many occasions have you used Pegaramide (peg, Peggy, etc.) in your lifetime? . . . . .	68



157	On how many occasions have you used Pegaramide (peg, Peggy, etc.) during the past 30 days? . . . . .	68
158	On how many occasions have you used synthetic marijuana (K2, spice) in your lifetime? . . . . .	68
159	On how many occasions have you used synthetic marijuana (K2, spice) during the past 30 days? . . . . .	69
160	On how many occasions have you used methamphetamines (meth, speed, crank, crystal meth) in your lifetime? . . . . .	69
161	On how many occasions have you used methamphetamines (meth, speed, crank, crystal meth) in the past 30 days? . . . . .	69
162	On how many occasions have you used other chemical products (bath salts, plant food, etc.) in your lifetime? . . . . .	70
163	On how many occasions have you used other chemical products (bath salts, plant food, etc.) during the past 30 days? . . . . .	70
164	On how many occasions have you used heroin or other opiates in your lifetime? . . . . .	70
165	On how many occasions have you used heroin or other opiates during the past 30 days? . . . . .	71
166	On how many occasions have you used MDMA ('X', 'E', or ecstasy) in your lifetime? . . . . .	71
167	On how many occasions have you used MDMA ('X', 'E', or ecstasy) during the past 30 days? . . . . .	71
168	On how many occasions have you taken prescription drugs (such as Valium, Xanax, Ritalin, Adderall, OxyContin, Tramadol, or sleeping pills) not prescribed to you in your lifetime? . . . . .	72
169	On how many occasions have you taken prescription drugs (such as Valium, Xanax, Ritalin, Adderall, OxyContin, Tramadol, or sleeping pills) not prescribed to you during the past 30 days? . . . . .	72
170	On how many occasions have you taken non-prescription medicines such as diet pills (for example, Dietac, Dexatrim or Prolamine), stay-awake pills (for example No-Doz, Vivarin, or Wake), or cough or cold medicines (robos, DXM, etc.) to get high in your lifetime? . . . . .	72
171	On how many occasions have you taken non-prescription medicines such as diet pills (for example, Dietac, Dexatrim or Prolamine), stay-awake pills (for example No-Doz, Vivarin, or Wake), or cough or cold medicines (robos, DXM, etc.) to get high during the past 30 days? . . . . .	73
172	On how many occasions have you been drunk or very high from drinking alcoholic beverages during the past 30 days? . . . . .	73
173	On how many occasions have you drunk flavored alcoholic beverages, sometimes called 'alcopops' (like Mike's Hard Lemonade, Smirnoff Ice, Bacardi Breezers, etc.) in your lifetime? . . . . .	73
174	On how many occasions have you drunk flavored alcoholic beverages, sometimes called 'alcopops' (like Mike's Hard Lemonade, Smirnoff Ice, Bacardi Breezers, etc.) during the past 30 days? . . . . .	74

175	If you smoked cigarettes (not just a puff or drag) in the past year, how did you usually get them? . . . . .	74
176	If you used e-cigarettes, e-cigars, or e-hookahs (not just a puff or drag) in the past year, how did you usually get them? - I did not use e-cigarettes, e-cigars, or e-hookahs in the past year . . . . .	75
177	If you used e-cigarettes, e-cigars, or e-hookahs (not just a puff or drag) in the past year, how did you usually get them? - I bought them in a store such as a convenience store, supermarket, discount store, or gas station . . . . .	75
178	If you used e-cigarettes, e-cigars, or e-hookahs (not just a puff or drag) in the past year, how did you usually get them? - I got them on the Internet . . . . .	75
179	If you used e-cigarettes, e-cigars, or e-hookahs (not just a puff or drag) in the past year, how did you usually get them? - I got them at a store that sells electronic cigarettes, such as a "vape shop" . . . . .	75
180	If you used e-cigarettes, e-cigars, or e-hookahs (not just a puff or drag) in the past year, how did you usually get them? - I got them from a family member . . . . .	76
181	If you used e-cigarettes, e-cigars, or e-hookahs (not just a puff or drag) in the past year, how did you usually get them? - I got them from a friend . . . . .	76
182	If you used e-cigarettes, e-cigars, or e-hookahs (not just a puff or drag) in the past year, how did you usually get them? - A stranger got them for me . . . . .	76
183	If you used e-cigarettes, e-cigars, or e-hookahs (not just a puff or drag) in the past year, how did you usually get them? - I took them from a store or shop . . . . .	76
184	If you used e-cigarettes, e-cigars, or e-hookahs (not just a puff or drag) in the past year, how did you usually get them? - I got them some other way . . . . .	77
185	If you used marijuana (grass, pot) (not just a puff or drag) in the past year, how did you usually get it? - I did not use marijuana (grass, pot) in the past year . . . . .	77
186	If you used marijuana (grass, pot) (not just a puff or drag) in the past year, how did you usually get it? - I bought it myself . . . . .	77
187	If you used marijuana (grass, pot) (not just a puff or drag) in the past year, how did you usually get it? - I got it from someone at school . . . . .	77
188	If you used marijuana (grass, pot) (not just a puff or drag) in the past year, how did you usually get it? - I got it from someone with a medical marijuana card . . . . .	78
189	If you used marijuana (grass, pot) (not just a puff or drag) in the past year, how did you usually get it? - I got it from my brother or sister . . . . .	78

190	If you used marijuana (grass, pot) (not just a puff or drag) in the past year, how did you usually get it? - I got it from another relative	78
191	If you used marijuana (grass, pot) (not just a puff or drag) in the past year, how did you usually get it? - Other	78
192	If you drank alcohol (not just a sip or taste) in the past year, how did you usually get it?	79
193	If you used prescription drugs or over the counter drugs without a doctor telling you to use it or for the purpose of getting high, where did you get these drugs? - Did not use	79
194	If you used prescription drugs or over the counter drugs without a doctor telling you to use it or for the purpose of getting high, where did you get these drugs? - Bought or took from store or shop	80
195	If you used prescription drugs or over the counter drugs without a doctor telling you to use it or for the purpose of getting high, where did you get these drugs? - Got from parents with permission	80
196	If you used prescription drugs or over the counter drugs without a doctor telling you to use it or for the purpose of getting high, where did you get these drugs? - Got from home without permission	80
197	If you used prescription drugs or over the counter drugs without a doctor telling you to use it or for the purpose of getting high, where did you get these drugs? - Got from relative with permission	80
198	If you used prescription drugs or over the counter drugs without a doctor telling you to use it or for the purpose of getting high, where did you get these drugs? - Got from relative without permission	81
199	If you used prescription drugs or over the counter drugs without a doctor telling you to use it or for the purpose of getting high, where did you get these drugs? - Got from friend's home with permission	81
200	If you used prescription drugs or over the counter drugs without a doctor telling you to use it or for the purpose of getting high, where did you get these drugs? - Got from friend's home without permission	81
201	If you used prescription drugs or over the counter drugs without a doctor telling you to use it or for the purpose of getting high, where did you get these drugs? - Got from friend at school	81
202	If you used prescription drugs or over the counter drugs without a doctor telling you to use it or for the purpose of getting high, where did you get these drugs? - Got from friend at party	82
203	If you used prescription drugs or over the counter drugs without a doctor telling you to use it or for the purpose of getting high, where did you get these drugs? - Got from friend, elsewhere	82
204	If you used prescription drugs or over the counter drugs without a doctor telling you to use it or for the purpose of getting high, where did you get these drugs? - Got from internet sale	82
205	During the last month, about how many marijuana cigarettes, or the equivalent, did you smoke a day, on the average?	83

206	How wrong do your friends feel it would be for YOU to: have one or two drinks of an alcoholic beverage nearly every day?	83
207	How wrong do your friends feel it would be for YOU to: smoke tobacco?	83
208	How wrong do your friends feel it would be for YOU to: smoke marijuana?	84
209	How wrong do your friends feel it would be for YOU to: use prescription drugs not prescribed to you?	84
210	How wrong would most adults (over 21) in your neighborhood think it is for kids your age: to use marijuana?	84
211	How wrong would most adults (over 21) in your neighborhood think it is for kids your age: to drink alcohol?	85
212	How wrong would most adults (over 21) in your neighborhood think it is for kids your age: to smoke cigarettes?	85
213	How much do each of the following statements describe your neighborhood? crime and/or drug selling	85
214	How much do each of the following statements describe your neighborhood? fights	86
215	How much do each of the following statements describe your neighborhood? lots of empty or abandoned buildings	86
216	How much do each of the following statements describe your neighborhood? lots of graffiti	86
217	I feel safe in my neighborhood.	87
218	If a kid smoked marijuana in your neighborhood would he or she be caught by the police?	87
219	If a kid drank some beer, wine or hard liquor (for example, vodka, whiskey, or gin) in your neighborhood would he or she be caught by the police?	87
220	If a kid carried a handgun in your neighborhood would he or she be caught by the police?	88
221	If you wanted to get some cigarettes, how easy would it be for you to get some?	88
222	If you wanted to get some beer, wine or hard liquor (for example, vodka, whiskey, or gin), how easy would it be for you to get some?	88
223	If you wanted to get a drug like cocaine, LSD, or amphetamines, how easy would it be for you to get some?	89
224	If you wanted to get a handgun, how easy would it be for you to get one?	89
225	If you wanted to get some marijuana, how easy would it be for you to get some?	89
226	If you wanted to get prescription drugs for the purpose of getting high, how easy would it be for you to get some?	90
227	If you wanted to get synthetic marijuana such as K2 or chemical products such as bath salts to get high, how easy would it be for you to get some?	90



228	If you wanted to get steroids to use or to enhance athletic performance, how easy would it be for you to get some? . . . . .	90
229	If you wanted to get e-cigarettes, e-cigars, or e-hookahs, how easy would it be for you to get some? . . . . .	91
230	During the past 12 months, have you participated in any alcohol prevention programs or seen any alcohol prevention messages in your school or community? Yes, a school-based program focused on preventing underage drinking and/or drinking and driving. . . . .	91
231	During the past 12 months, have you participated in any alcohol prevention programs or seen any alcohol prevention messages in your school or community? Yes, a community-based program focused on preventing underage drinking and/or drinking and driving (for example, through your church or temple or through youth groups like Boys and Girls Club or 4-H). . . . .	91
232	During the past 12 months, have you participated in any alcohol prevention programs or seen any alcohol prevention messages in your school or community? Yes, a media campaign addressing underage drinking and/or drinking and driving (for example, newspaper ads, posters, pamphlets, radio, TV). . . . .	92
233	During the past 12 months, have you participated in any alcohol prevention programs or seen any alcohol prevention messages in your school or community? No . . . . .	92
234	How wrong do your parents feel it would be for YOU to: have one or two drinks of an alcoholic beverage nearly every day? . . . . .	92
235	How wrong do your parents feel it would be for YOU to: smoke tobacco? . . . . .	92
236	How wrong do your parents feel it would be for YOU to: smoke marijuana? . . . . .	93
237	How wrong do your parents feel it would be for YOU to: use prescription drugs not prescribed to you? . . . . .	93
238	How wrong do your parents feel it would be for YOU to: steal something? . . . . .	93
239	How wrong do your parents feel it would be for YOU to: draw graffiti, write things, or draw pictures on buildings or other property (without the owner's permission)? . . . . .	94
240	How wrong do your parents feel it would be for YOU to: pick a fight with someone? . . . . .	94
241	During the past 12 months, have you talked with at least one of your parents about the dangers of underage drinking and/or drinking and driving? By parents, we mean either your biological parents, adoptive parents, stepparents, or adult guardians - whether or not they live with you. . . . .	94
242	The rules in my family are clear. . . . .	95
243	People in my family have serious arguments about the same things, and often insult or yell at each other. . . . .	95

244	When I am not at home, one of my parents knows where I am and who I am with. . . . .	95
245	My family has clear rules about alcohol and drug use. . . . .	96
246	If you skipped school would you be caught by your parents? . . . . .	96
247	My parents ask if I've gotten my homework done. . . . .	96
248	Would your parents know if you did not come home on time? . . . . .	97
249	Do you know how to properly dispose of leftover prescription drugs? . . . . .	97
250	Have any of your brothers or sisters ever: drunk beer, wine or hard liquor (for example, vodka, whiskey or gin)? . . . . .	97
251	Have any of your brothers or sisters ever: smoked marijuana? . . . . .	97
252	Have any of your brothers or sisters ever: smoked cigarettes? . . . . .	98
253	Have any of your brothers or sisters ever: taken a handgun to school? . . . . .	98
254	Have any of your brothers or sisters ever: been suspended or expelled from school? . . . . .	98
255	Have any of your brothers or sisters ever: used e-cigarettes, e-cigars or e-hookahs (vaping)? . . . . .	98
256	Have any of your brothers or sisters ever: used prescription drugs not prescribed to him/her? . . . . .	99
257	Have you changed homes in the past year (the last 12 months)? . . . . .	99
258	How many times have you changed homes since kindergarten? . . . . .	99
259	Have you changed schools (including changing from elementary to middle and middle to high school) in the past year? . . . . .	99
260	How many times have you changed schools since kindergarten (including changing from elementary to middle and middle to high school)? . . . . .	100
261	Has anyone in your family ever had severe alcohol or drug problems? . . . . .	100
262	About how many adults (over 21) have you known personally who in the past year have: used marijuana, crack, cocaine, or other drugs? . . . . .	100
263	About how many adults (over 21) have you known personally who in the past year have: sold or dealt drugs? . . . . .	101
264	About how many adults (over 21) have you known personally who in the past year have: done other things that could get them in trouble with the police, like stealing, selling stolen goods, mugging or assaulting others, etc.? . . . .	101
265	About how many adults (over 21) have you known personally who in the past year have: gotten drunk or high? . . . . .	101
266	How honest were you in filling out this survey? . . . . .	102

List of Figures

1	Grade Chart . . . . .	12
2	Gender Chart . . . . .	13
3	Age Chart . . . . .	14

# 1 INTRODUCTION

This report was generated from data collected on the *2017 Arkansas Prevention Needs Assessment Student Survey*. This report contains basic frequency tables of all data collected and graphs on the selected demographic variables of grade, gender and age.

Questions regarding the information found in this report can be directed to:

**International Survey Associates dba Pride Surveys**

Mr. Jay Gleaton

2140 Newmarket Parkway

Suite 116

Marietta, GA 30067

Telephone: (800) 279-6361

Fax: (770) 726-9327

Website: <http://www.pridesurveys.com>

# Grade Chart

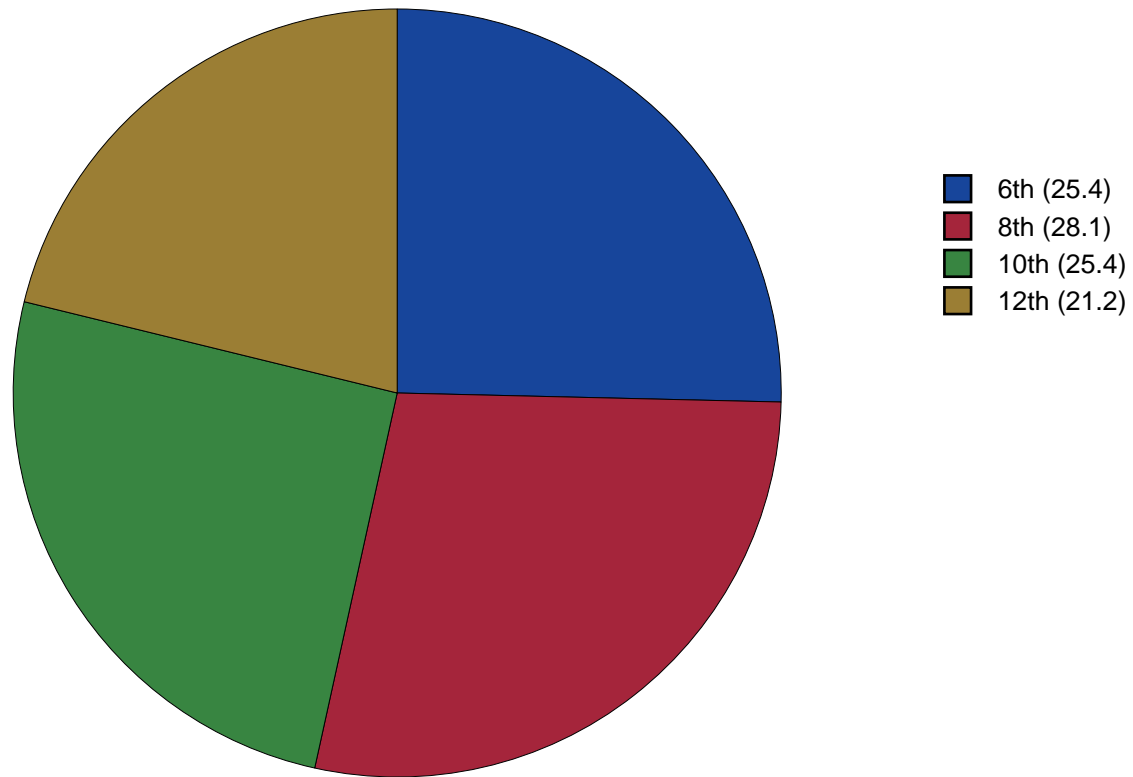


Figure 1: Grade Chart

## Gender Chart

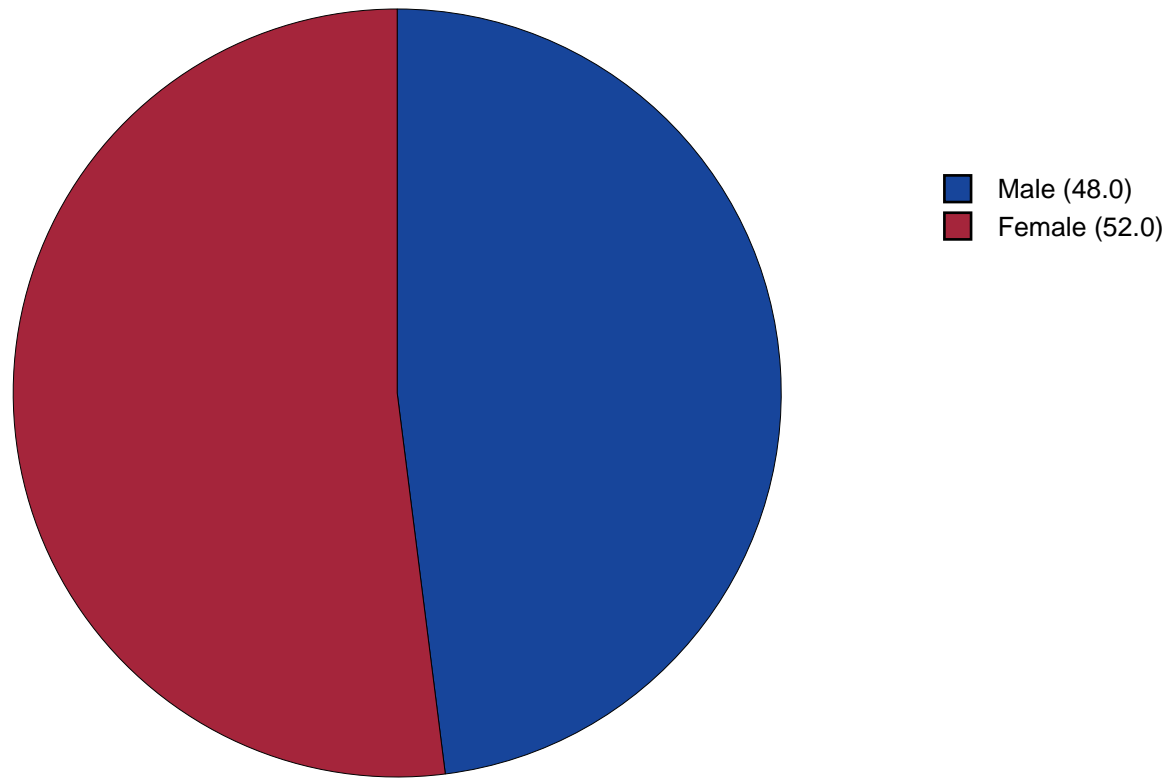


Figure 2: Gender Chart

# Age Chart

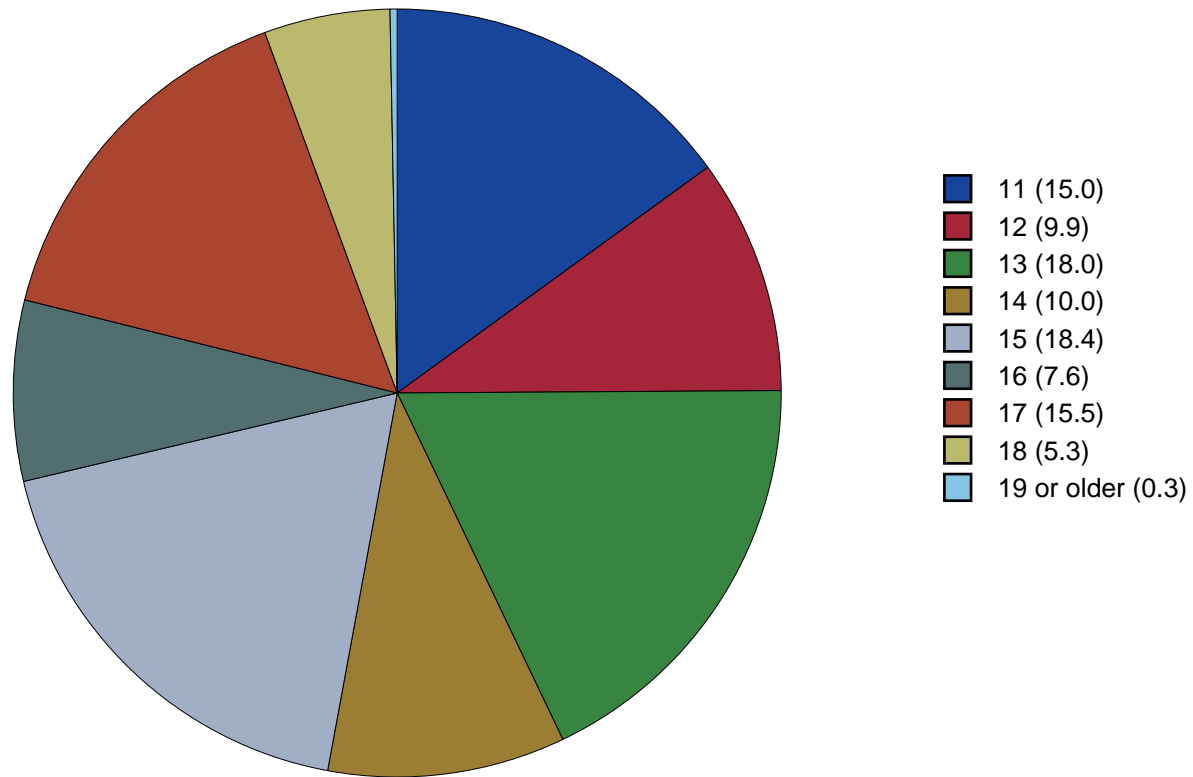


Figure 3: Age Chart



## 2 PERCENTAGE TABLES

The following tables contain frequency distribution detailing how your students responded to each question on the survey. The tables appear in the same order as the questions on the survey. The tables include breakdowns by grade level as well as overall percentages. The *N of Valid* row is a frequency count of the number of valid responses to each question for each grade and overall. The *N of Miss* row is a frequency count of the number of invalid (marked more than one response) or missing (i.e. did not respond) responses to each question for each grade and overall.

For the questions that allowed more than one response (i.e. race, live with, etc.) each response becomes a separate table. If a student did not mark the response, that was counted as a NO response, and if they did mark the response, that was counted as a YES response. Since a non response is a valid response for these questions, the *N of Miss* will always be zero for these questions.

Table 1: Gender



Response	6	8	10	12	Total	
Male	48.5	47.0	51.6	44.6	48.0	
Female	51.5	53.0	48.4	55.4	52.0	
N of Valid	400	440	386	332	1558	
N of Miss	6	8	19	6	39	

Table 2: Age










Response	6	8	10	12	Total	
10 or younger	0.0	0.0	0.0	0.0	0.0	
11	59.0	0.0	0.0	0.0	15.0	
12	38.8	0.2	0.0	0.0	9.9	
13	2.0	62.2	0.0	0.0	18.0	
14	0.2	34.9	0.5	0.0	10.0	
15	0.0	2.2	70.1	0.0	18.4	
16	0.0	0.4	28.1	1.8	7.6	
17	0.0	0.0	1.2	71.8	15.5	
18	0.0	0.0	0.0	24.9	5.3	
19 or older	0.0	0.0	0.0	1.5	0.3	
N of Valid	405	447	402	337	1591	
N of Miss	1	1	3	1	6	

Table 3: Are you Hispanic or Latino?



Response	6	8	10	12	Total	
No	91.1	90.2	89.7	91.0	90.5	
Yes	8.9	9.8	10.3	9.0	9.5	
N of Valid	384	439	398	334	1555	
N of Miss	22	9	7	4	42	

Table 4: What is your race? Black or African American



Response	6	8	10	12	Total	
No	60.7	65.1	61.6	55.6	61.0	
Yes	39.3	34.9	38.4	44.4	39.0	
N of Valid	402	433	398	333	1566	
N of Miss	0	0	0	0	0	

Table 5: What is your race? Asian



Response	6	8	10	12	Total	
No	98.5	97.7	98.2	97.3	98.0	
Yes	1.5	2.3	1.8	2.7	2.0	
N of Valid	402	433	398	333	1566	
N of Miss	0	0	0	0	0	

Table 6: What is your race? American Indian



Response	6	8	10	12	Total	
No	92.8	94.7	95.5	97.0	94.9	
Yes	7.2	5.3	4.5	3.0	5.1	
N of Valid	402	433	398	333	1566	
N of Miss	0	0	0	0	0	

Table 7: What is your race? Alaska Native



Response	6	8	10	12	Total	
No	99.8	100.0	99.7	99.7	99.8	
Yes	0.2	0.0	0.3	0.3	0.2	
N of Valid	402	433	398	333	1566	
N of Miss	0	0	0	0	0	

Table 8: What is your race? White



Response	6	8	10	12	Total	
No	50.0	43.2	42.5	48.3	45.8	
Yes	50.0	56.8	57.5	51.7	54.2	
N of Valid	402	433	398	333	1566	
N of Miss	0	0	0	0	0	

Table 9: What is your race? Native Hawaiian or Other Pacific Islander



Response	6	8	10	12	Total	
No	99.5	98.8	100.0	99.1	99.4	
Yes	0.5	1.2	0.0	0.9	0.6	
N of Valid	402	433	398	333	1566	
N of Miss	0	0	0	0	0	

Table 10: What is your race? Other



Response	6	8	10	12	Total	
No	88.3	89.6	89.4	95.5	90.5	
Yes	11.7	10.4	10.6	4.5	9.5	
N of Valid	402	433	398	333	1566	
N of Miss	0	0	0	0	0	

Table 11: What is the highest level of schooling completed by your mother or father?









Response	6	8	10	12	Total	
Completed grade school or less	1.3	3.4	1.5	1.5	2.0	
Some high school	4.0	3.2	10.0	10.1	6.6	
Completed high school	14.6	15.0	18.4	25.6	18.0	
Some college	7.3	15.9	16.9	14.6	13.7	
Completed college	24.1	30.8	26.4	28.0	27.4	
Graduate or professional school after college	10.8	11.4	12.4	11.9	11.6	
Don't know	35.2	19.4	11.4	7.4	18.8	
Does not apply	2.8	0.9	3.0	0.9	1.9	
N of Valid	398	439	402	336	1575	
N of Miss	8	9	3	2	22	

Table 12: Think of where you live most of the time. Which of the following people live there with you? Mother



Response	6	8	10	12	Total	
No	12.2	12.8	16.8	22.3	15.7	
Yes	87.8	87.2	83.2	77.7	84.3	
N of Valid	403	445	405	337	1590	
N of Miss	0	0	0	0	0	

Table 13: Think of where you live most of the time. Which of the following people live there with you? Stepmother



Response	6	8	10	12	Total	
No	94.3	95.3	93.3	95.0	94.5	
Yes	5.7	4.7	6.7	5.0	5.5	
N of Valid	403	445	405	337	1590	
N of Miss	0	0	0	0	0	

Table 14: Think of where you live most of the time. Which of the following people live there with you? Foster Mother



Response	6	8	10	12	Total	
No	99.5	99.6	99.3	99.7	99.5	
Yes	0.5	0.4	0.7	0.3	0.5	
N of Valid	403	445	405	337	1590	
N of Miss	0	0	0	0	0	

Table 15: Think of where you live most of the time. Which of the following people live there with you? Grandmother



Response	6	8	10	12	Total	
No	78.7	84.9	88.1	84.3	84.0	
Yes	21.3	15.1	11.9	15.7	16.0	
N of Valid	403	445	405	337	1590	
N of Miss	0	0	0	0	0	

Table 16: Think of where you live most of the time. Which of the following people live there with you? Aunt



Response	6	8	10	12	Total	
No	93.3	96.0	96.8	93.5	95.0	
Yes	6.7	4.0	3.2	6.5	5.0	
N of Valid	403	445	405	337	1590	
N of Miss	0	0	0	0	0	

Table 17: Think of where you live most of the time. Which of the following people live there with you? Father



Response	6	8	10	12	Total	
No	46.2	45.2	45.7	54.6	47.5	
Yes	53.8	54.8	54.3	45.4	52.5	
N of Valid	403	445	405	337	1590	
N of Miss	0	0	0	0	0	



Table 18: Think of where you live most of the time. Which of the following people live there with you? Stepfather



Response	6	8	10	12	Total	
No	85.4	84.7	82.2	84.0	84.1	
Yes	14.6	15.3	17.8	16.0	15.9	
N of Valid	403	445	405	337	1590	
N of Miss	0	0	0	0	0	

Table 19: Think of where you live most of the time. Which of the following people live there with you? Foster Father



Response	6	8	10	12	Total	
No	99.3	99.6	100.0	99.7	99.6	
Yes	0.7	0.4	0.0	0.3	0.4	
N of Valid	403	445	405	337	1590	
N of Miss	0	0	0	0	0	

Table 20: Think of where you live most of the time. Which of the following people live there with you? Grandfather



Response	6	8	10	12	Total	
No	88.3	91.9	93.8	92.9	91.7	
Yes	11.7	8.1	6.2	7.1	8.3	
N of Valid	403	445	405	337	1590	
N of Miss	0	0	0	0	0	

Table 21: Think of where you live most of the time. Which of the following people live there with you? Uncle



Response	6	8	10	12	Total	
No	92.6	96.6	95.1	96.1	95.1	
Yes	7.4	3.4	4.9	3.9	4.9	
N of Valid	403	445	405	337	1590	
N of Miss	0	0	0	0	0	

Table 22: Think of where you live most of the time. Which of the following people live there with you? Other Adults



Response	6	8	10	12	Total	
No	95.3	98.9	98.5	97.9	97.7	
Yes	4.7	1.1	1.5	2.1	2.3	
N of Valid	403	445	405	337	1590	
N of Miss	0	0	0	0	0	

Table 23: Think of where you live most of the time. Which of the following people live there with you? Brother(s)



Response	6	8	10	12	Total	
No	55.6	53.0	53.8	63.2	56.0	
Yes	44.4	47.0	46.2	36.8	44.0	
N of Valid	403	445	405	337	1590	
N of Miss	0	0	0	0	0	

Table 24: Think of where you live most of the time. Which of the following people live there with you? Stepbrother(s)



Response	6	8	10	12	Total	
No	95.5	94.8	95.3	97.3	95.7	
Yes	4.5	5.2	4.7	2.7	4.3	
N of Valid	403	445	405	337	1590	
N of Miss	0	0	0	0	0	

Table 25: Think of where you live most of the time. Which of the following people live there with you? Sister(s)



Response	6	8	10	12	Total	
No	52.4	56.0	58.3	63.8	57.3	
Yes	47.6	44.0	41.7	36.2	42.7	
N of Valid	403	445	405	337	1590	
N of Miss	0	0	0	0	0	

Table 26: Think of where you live most of the time. Which of the following people live there with you? Stepsister(s)



Response	6	8	10	12	Total	
No	96.5	96.9	95.6	97.3	96.5	
Yes	3.5	3.1	4.4	2.7	3.5	
N of Valid	403	445	405	337	1590	
N of Miss	0	0	0	0	0	

Table 27: Think of where you live most of the time. Which of the following people live there with you? Other Children



Response	6	8	10	12	Total	
No	93.5	95.3	94.6	94.1	94.4	
Yes	6.5	4.7	5.4	5.9	5.6	
N of Valid	403	445	405	337	1590	
N of Miss	0	0	0	0	0	

Table 28: In my school, students have lots of chances to help decide things like class activities and rules.





Response	6	8	10	12	Total	
NO!	17.3	9.8	16.8	17.2	15.0	
no	40.1	34.5	37.0	35.8	36.8	
yes	33.9	45.4	40.5	40.4	40.2	
YES!	8.7	10.4	5.8	6.6	8.0	
N of Valid	392	441	400	332	1565	
N of Miss	14	7	5	6	32	

Table 29: Teachers ask me to work on special classroom projects.





Response	6	8	10	12	Total	
NO!	10.7	7.3	11.3	11.2	10.0	
no	34.0	36.7	39.8	36.7	36.8	
yes	41.2	46.1	41.8	45.8	43.7	
YES!	14.1	9.9	7.1	6.4	9.5	
N of Valid	391	436	397	330	1554	
N of Miss	15	12	8	8	43	

Table 30: My teacher(s) notices when I am doing a good job and lets me know about it.

Response	6	8	10	12	Total
NO!	5.4	6.2	9.1	5.7	6.6
no	16.7	22.8	28.1	23.6	22.8
yes	45.6	50.9	48.1	54.1	49.5
YES!	32.3	20.0	14.7	16.6	21.0
N of Valid	390	434	395	331	1550
N of Miss	16	14	10	7	47

Table 31: There are lots of chances for students in my school to get involved in sports, clubs, and other school activities outside of class.

Response	6	8	10	12	Total
NO!	9.9	2.5	2.8	3.6	4.7
no	22.6	8.4	6.2	6.6	11.1
yes	36.3	41.4	43.2	45.0	41.3
YES!	31.2	47.7	47.8	44.7	42.9
N of Valid	394	440	400	331	1565
N of Miss	12	8	5	7	32

Table 32: There are lots of chances for students in my school to talk with a teacher one-on-one.

Response	6	8	10	12	Total
NO!	3.6	5.2	8.0	6.1	5.7
no	18.1	19.1	22.6	16.8	19.3
yes	43.3	49.4	49.6	52.6	48.6
YES!	35.1	26.2	19.8	24.5	26.4
N of Valid	393	439	399	327	1558
N of Miss	13	9	6	11	39

Table 33: I feel safe at my school.

Response	6	8	10	12	Total
NO!	10.5	11.0	10.7	7.3	10.0
no	17.9	20.2	21.9	20.2	20.0
yes	47.2	50.0	54.5	57.5	52.0
YES!	24.5	18.8	13.0	15.0	18.0
N of Valid	392	436	393	327	1548
N of Miss	14	12	12	11	49

Table 34: The school lets my parents know when I have done something well.

Response	6	8	10	12	Total
NO!	15.3	18.0	22.6	23.1	19.6
no	29.3	40.6	49.1	49.5	41.8
yes	34.9	32.3	25.1	20.7	28.6
YES!	20.4	9.2	3.3	6.7	10.0
N of Valid	392	434	399	329	1554
N of Miss	14	14	6	9	43

Table 35: My teachers praise me when I work hard in school.

Response	6	8	10	12	Total
NO!	10.6	10.9	17.6	13.1	13.0
no	33.8	40.0	41.1	40.7	38.9
yes	40.5	38.3	35.3	35.6	37.5
YES!	15.1	10.9	6.0	10.6	10.6
N of Valid	385	433	397	329	1544
N of Miss	21	15	8	9	53

Table 36: Are your school grades better than the grades of most students in your class?

Response	6	8	10	12	Total
NO!	12.2	6.6	10.1	4.8	8.5
no	33.2	32.0	29.5	24.2	30.0
yes	40.0	48.6	46.1	55.2	47.2
YES!	14.5	12.8	14.4	15.8	14.3
N of Valid	385	438	397	330	1550
N of Miss	21	10	8	8	47

Table 37: I have lots of chances to be part of class discussions or activities.

Response	6	8	10	12	Total
NO!	7.4	3.9	4.8	3.3	4.9
no	17.3	18.2	15.5	17.0	17.0
yes	44.8	57.5	62.2	61.2	56.3
YES!	30.5	20.5	17.5	18.5	21.8
N of Valid	393	440	399	330	1562
N of Miss	13	8	6	8	35

Table 38: Now thinking back over the past year in school, how often did you: enjoy being in school?

Response	6	8	10	12	Total
Never	9.4	8.6	10.1	9.1	9.3
Seldom	16.5	18.6	16.9	18.9	17.7
Sometimes	38.4	39.8	42.2	43.9	40.9
Often	19.6	21.8	23.0	20.7	21.3
Almost always	16.0	11.1	7.8	7.3	10.7
N of Valid	393	440	396	328	1557
N of Miss	13	8	9	10	40



Table 39: Now thinking back over the past year in school, how often did you: hate being in school?

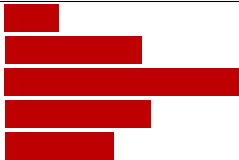
Response	6	8	10	12	Total	
Never	9.0	7.3	4.8	4.0	6.4	
Seldom	25.3	19.9	18.7	15.6	20.1	
Sometimes	32.0	36.6	37.2	41.7	36.7	
Often	17.8	20.8	23.5	24.5	21.5	
Almost always	16.0	15.3	15.7	14.1	15.3	
N of Valid	388	437	395	326	1546	
N of Miss	18	11	10	12	51	

Table 40: Now thinking back over the past year in school, how often did you: try to do your best work in school?


Response	6	8	10	12	Total	
Never	0.0	0.0	1.0	0.6	0.4	
Seldom	1.5	1.8	2.0	1.8	1.8	
Sometimes	7.7	11.8	15.9	14.0	12.3	
Often	21.1	29.6	29.8	31.4	27.9	
Almost always	69.6	56.7	51.3	52.1	57.6	
N of Valid	388	439	396	328	1551	
N of Miss	18	9	9	10	46	

Table 41: How often do you feel that the school work you are assigned is meaningful and important?

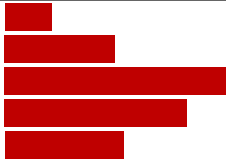
Response	6	8	10	12	Total	
Never	4.3	3.2	5.5	7.9	5.1	
Seldom	9.7	12.0	21.2	20.7	15.6	
Sometimes	24.0	36.6	39.8	39.2	34.8	
Often	31.7	29.8	24.4	23.4	27.6	
Almost always	30.2	18.4	9.1	8.8	17.0	
N of Valid	391	440	397	329	1557	
N of Miss	15	8	8	9	40	

Table 42: Putting them all together, what were your grades like last year?

Response	6	8	10	12	Total	
Mostly F's	1.5	1.4	1.8	1.5	1.5	
Mostly D's	2.1	5.0	4.5	2.4	3.6	
Mostly C's	15.2	23.7	21.2	19.5	20.1	
Mostly B's	42.5	42.2	35.4	44.5	41.0	
Mostly A's	38.7	27.6	37.1	32.0	33.7	
N of Valid	388	438	396	328	1550	
N of Miss	18	10	9	10	47	

Table 43: How important do you think the things you are learning in school are going to be for your later life?

Response	6	8	10	12	Total	
Very important	50.6	33.3	14.6	15.5	29.1	
Quite important	24.7	26.4	22.6	17.9	23.2	
Fairly important	17.3	22.1	33.2	39.1	27.3	
Slightly important	5.1	15.8	22.6	20.6	15.8	
Not at all important	2.3	2.5	7.0	7.0	4.5	
N of Valid	393	444	398	330	1565	
N of Miss	13	4	7	8	32	

Table 44: During the LAST FOUR WEEKS how many whole days of school have you missed because you skipped or "cut"?

Response	6	8	10	12	Total	
None	56.1	67.9	72.9	68.2	66.2	
1	13.1	10.9	9.3	10.9	11.0	
2	9.6	6.3	6.3	8.2	7.5	
3	7.3	5.7	5.5	4.2	5.7	
4-5	9.3	6.3	3.8	5.2	6.2	
6-10	3.3	2.0	1.3	2.1	2.2	
11 or more	1.3	0.9	1.0	1.2	1.1	
N of Valid	396	442	398	330	1566	
N of Miss	10	6	7	8	31	

Table 45: What are the chances you would be seen as cool if you: smoked cigarettes?






Response	6	8	10	12	Total	
No or very little chance	85.6	73.0	66.8	61.8	72.3	
Little chance	6.2	11.8	17.6	16.5	12.8	
Some chance	4.4	9.7	10.1	13.7	9.3	
Pretty good chance	2.3	4.6	3.9	6.8	4.3	
Very good chance	1.5	0.9	1.6	1.2	1.3	
N of Valid	388	433	386	322	1529	
N of Miss	18	15	19	16	68	

Table 46: What are the chances you would be seen as cool if you: worked hard at school?






Response	6	8	10	12	Total	
No or very little chance	5.9	9.1	11.0	7.2	8.3	
Little chance	9.5	16.3	15.7	15.6	14.2	
Some chance	17.9	19.3	25.1	30.3	22.7	
Pretty good chance	29.7	28.7	28.5	21.6	27.4	
Very good chance	37.1	26.6	19.8	25.3	27.3	
N of Valid	391	429	383	320	1523	
N of Miss	15	19	22	18	74	

Table 47: What are the chances you would be seen as cool if you: began drinking alcoholic beverages regularly, that is, at least once or twice a month?






Response	6	8	10	12	Total	
No or very little chance	81.1	66.8	46.1	42.1	60.0	
Little chance	8.3	13.4	19.3	15.6	14.0	
Some chance	3.9	11.3	19.3	20.9	13.4	
Pretty good chance	4.4	6.0	10.4	14.6	8.5	
Very good chance	2.3	2.5	4.9	6.9	4.0	
N of Valid	386	434	384	321	1525	
N of Miss	20	14	21	17	72	

Table 48: What are the chances you would be seen as cool if you: defended someone who was being bullied?

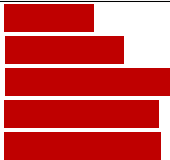
Response	6	8	10	12	Total	
No or very little chance	9.3	13.6	11.7	14.0	12.1	
Little chance	11.6	15.4	19.0	23.1	16.9	
Some chance	16.8	23.0	31.9	28.3	24.8	
Pretty good chance	24.0	24.6	22.6	19.6	22.9	
Very good chance	38.4	23.4	14.8	15.0	23.3	
N of Valid	388	435	385	321	1529	
N of Miss	18	13	20	17	68	

Table 49: What are the chances you would be seen as cool if you: smoked marijuana?


Response	6	8	10	12	Total	
No or very little chance	84.1	67.7	46.2	41.4	61.0	
Little chance	6.4	10.4	12.5	11.5	10.2	
Some chance	4.1	7.8	14.4	16.5	10.3	
Pretty good chance	2.3	7.4	12.3	15.9	9.1	
Very good chance	3.1	6.7	14.6	14.6	9.4	
N of Valid	389	434	383	321	1527	
N of Miss	17	14	22	17	70	

Table 50: What are the chances you would be seen as cool if you: carried a handgun?


Response	6	8	10	12	Total	
No or very little chance	71.7	69.8	66.8	62.6	68.0	
Little chance	11.6	13.4	9.9	15.0	12.4	
Some chance	5.4	7.6	12.2	10.0	8.7	
Pretty good chance	2.8	4.4	6.8	5.6	4.8	
Very good chance	8.5	4.8	4.4	6.9	6.1	
N of Valid	389	434	385	321	1529	
N of Miss	17	14	20	17	68	

Table 51: What are the chances you would be seen as cool if you: used e-cigarettes, e-cigars or e-hookahs (vaping)?


Response	6	8	10	12	Total	
No or very little chance	81.4	66.0	54.7	51.4	64.0	
Little chance	6.7	13.6	15.6	13.7	12.4	
Some chance	3.6	10.3	13.5	16.2	10.7	
Pretty good chance	4.4	5.5	9.4	8.4	6.8	
Very good chance	3.9	4.6	6.8	10.3	6.2	
N of Valid	387	435	384	321	1527	
N of Miss	19	13	21	17	70	

Table 52: What are the chances you would be seen as cool if you: bullied someone or cyber bullied someone?


Response	6	8	10	12	Total	
No or very little chance	81.4	66.0	54.7	51.4	64.0	
Little chance	6.7	13.6	15.6	13.7	12.4	
Some chance	3.6	10.3	13.5	16.2	10.7	
Pretty good chance	4.4	5.5	9.4	8.4	6.8	
Very good chance	3.9	4.6	6.8	10.3	6.2	
N of Valid	387	435	384	321	1527	
N of Miss	19	13	21	17	70	

Table 53: Think of your four best friends (the friends you feel closest to). In the past year (12 months), how many of your best friends have: participated in clubs, organizations or activities at school?

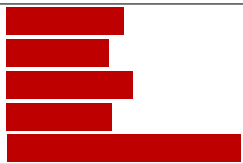
Response	6	8	10	12	Total	
0	24.7	15.3	11.5	15.1	16.7	
1	17.7	11.4	13.8	14.5	14.3	
2	16.7	16.0	20.1	21.1	18.3	
3	14.1	16.3	13.6	14.8	14.7	
4	26.8	40.9	41.0	34.6	36.0	
N of Valid	384	430	383	318	1515	
N of Miss	22	18	22	20	82	

Table 54: Think of your four best friends (the friends you feel closest to). In the past year (12 months), how many of your best friends have: smoked cigarettes?






Response	6	8	10	12	Total	
0	91.3	75.9	65.5	59.5	73.7	
1	4.7	11.4	15.5	15.2	11.6	
2	1.8	6.5	10.3	11.7	7.4	
3	1.1	3.5	3.7	4.4	3.1	
4	1.1	2.6	5.0	9.2	4.2	
N of Valid	379	428	380	316	1503	
N of Miss	27	20	25	22	94	

Table 55: Think of your four best friends (the friends you feel closest to). In the past year (12 months), how many of your best friends have: tried beer, wine or hard liquor (for example, vodka, whiskey, or gin) when their parents didn't know about it?






Response	6	8	10	12	Total	
0	83.5	62.3	39.6	33.6	56.0	
1	8.5	15.8	18.8	13.2	14.2	
2	4.1	10.2	16.7	17.0	11.7	
3	1.8	5.3	8.6	10.1	6.3	
4	2.1	6.3	16.4	26.1	11.9	
N of Valid	387	430	384	318	1519	
N of Miss	19	18	21	20	78	

Table 56: Think of your four best friends (the friends you feel closest to). In the past year (12 months), how many of your best friends have: used e-cigarettes, e-cigars, or e-hookahs?






Response	6	8	10	12	Total	
0	91.9	76.8	71.3	56.4	75.0	
1	3.9	10.7	10.4	13.2	9.4	
2	2.3	6.0	9.7	11.0	7.0	
3	0.5	3.2	3.1	5.0	2.9	
4	1.3	3.2	5.5	14.4	5.7	
N of Valid	385	431	383	319	1518	
N of Miss	21	17	22	19	79	



Table 57: Think of your four best friends (the friends you feel closest to). In the past year (12 months), how many of your best friends have: used marijuana?






Response	6	8	10	12	Total	
0	92.2	77.9	55.2	42.3	68.3	
1	5.2	8.8	15.6	14.7	10.9	
2	1.3	5.8	10.7	13.8	7.6	
3	0.5	1.9	4.4	7.8	3.4	
4	0.8	5.6	14.1	21.3	9.8	
N of Valid	385	430	384	319	1518	
N of Miss	21	18	21	19	79	

Table 58: Think of your four best friends (the friends you feel closest to). In the past year (12 months), how many of your best friends have: used prescription drugs or non-prescription drugs for the purpose of getting high?






Response	6	8	10	12	Total	
0	93.8	85.3	80.6	78.6	84.9	
1	4.9	7.7	8.7	8.8	7.5	
2	0.3	3.0	4.2	6.3	3.3	
3	0.5	1.6	2.1	1.6	1.5	
4	0.5	2.3	4.5	4.7	2.9	
N of Valid	385	430	381	318	1514	
N of Miss	21	18	24	20	83	

Table 59: Think of your four best friends (the friends you feel closest to). In the past year (12 months), how many of your best friends have: used synthetic marijuana (K2, spice) or bath salts?






Response	6	8	10	12	Total	
0	97.2	92.6	94.5	92.1	94.1	
1	2.3	3.5	2.1	4.7	3.1	
2	0.3	1.4	1.8	1.3	1.2	
3	0.3	0.5	0.8	0.3	0.5	
4	0.0	2.1	0.8	1.6	1.1	
N of Valid	386	430	385	317	1518	
N of Miss	20	18	20	21	79	

Table 60: Think of your four best friends (the friends you feel closest to). In the past year (12 months), how many of your best friends have: used LSD, cocaine, amphetamines, or other illegal drugs?






Response	6	8	10	12	Total	
0	97.9	93.3	92.7	93.4	94.3	
1	1.6	4.4	2.6	3.8	3.1	
2	0.3	0.9	2.6	1.6	1.3	
3	0.3	0.5	0.5	0.9	0.5	
4	0.0	0.9	1.6	0.3	0.7	
N of Valid	386	431	384	319	1520	
N of Miss	20	17	21	19	77	

Table 61: Think of your four best friends (the friends you feel closest to). In the past year (12 months), how many of your best friends have: been bullied?






Response	6	8	10	12	Total	
0	32.6	47.6	54.4	67.1	49.6	
1	27.3	23.2	19.5	15.0	21.6	
2	14.8	13.9	13.8	8.2	12.9	
3	6.8	6.0	6.5	4.1	5.9	
4	18.5	9.3	5.7	5.6	9.9	
N of Valid	384	431	384	319	1518	
N of Miss	22	17	21	19	79	

Table 62: Think of your four best friends (the friends you feel closest to). In the past year (12 months), how many of your best friends have: been suspended from school?






Response	6	8	10	12	Total	
0	56.0	55.1	64.4	76.2	62.1	
1	21.9	17.4	14.3	10.7	16.3	
2	7.8	12.5	9.1	6.9	9.3	
3	4.7	6.7	4.2	2.8	4.7	
4	9.6	8.3	8.1	3.4	7.6	
N of Valid	384	432	385	319	1520	
N of Miss	22	16	20	19	77	

Table 63: Think of your four best friends (the friends you feel closest to). In the past year (12 months), how many of your best friends have: carried a handgun?






Response	6	8	10	12	Total	
0	87.8	87.9	88.8	86.8	87.9	
1	4.4	6.5	4.9	4.4	5.1	
2	2.3	1.9	2.3	3.2	2.4	
3	1.8	0.7	1.0	1.6	1.3	
4	3.6	3.0	2.9	4.1	3.4	
N of Valid	385	429	384	317	1515	
N of Miss	21	19	21	21	82	

Table 64: Think of your four best friends (the friends you feel closest to). In the past year (12 months), how many of your best friends have: sold illegal drugs?






Response	6	8	10	12	Total	
0	96.1	91.3	87.2	84.4	90.0	
1	2.1	4.2	5.8	8.6	5.0	
2	0.8	2.6	3.1	4.1	2.6	
3	0.3	0.7	0.8	1.6	0.8	
4	0.8	1.2	3.1	1.3	1.6	
N of Valid	384	427	382	314	1507	
N of Miss	22	21	23	24	90	

Table 65: Think of your four best friends (the friends you feel closest to). In the past year (12 months), how many of your best friends have: regularly attended religious services?






Response	6	8	10	12	Total	
0	43.0	32.6	21.1	26.4	30.9	
1	8.6	9.2	12.5	14.2	10.9	
2	7.3	12.4	22.7	22.6	16.0	
3	9.5	15.7	18.8	18.6	15.6	
4	31.6	30.0	25.0	18.2	26.6	
N of Valid	370	426	384	318	1498	
N of Miss	36	22	21	20	99	

Table 66: Think of your four best friends (the friends you feel closest to). In the past year (12 months), how many of your best friends have: stolen or tried to steal a motor vehicle such as a car or motorcycle?






Response	6	8	10	12	Total	
0	96.6	95.6	92.9	96.2	95.3	
1	2.3	3.5	3.1	2.5	2.9	
2	0.3	0.0	0.8	0.9	0.5	
3	0.8	0.2	1.3	0.0	0.6	
4	0.0	0.7	1.8	0.3	0.7	
N of Valid	383	429	382	319	1513	
N of Miss	23	19	23	19	84	

Table 67: Think of your four best friends (the friends you feel closest to). In the past year (12 months), how many of your best friends have: been arrested?






Response	6	8	10	12	Total	
0	94.5	87.9	87.0	87.8	89.3	
1	3.9	7.2	7.5	6.9	6.4	
2	1.0	1.9	2.3	3.1	2.0	
3	0.5	1.2	0.3	0.9	0.7	
4	0.0	1.9	2.9	1.3	1.5	
N of Valid	384	429	385	319	1517	
N of Miss	22	19	20	19	80	

Table 68: Think of your four best friends (the friends you feel closest to). In the past year (12 months), how many of your best friends have: dropped out of school?






Response	6	8	10	12	Total	
0	96.6	95.6	94.3	93.1	95.0	
1	1.8	2.8	2.9	4.1	2.8	
2	0.8	0.9	1.6	1.6	1.2	
3	0.3	0.2	0.0	0.9	0.3	
4	0.5	0.5	1.3	0.3	0.7	
N of Valid	385	432	384	319	1520	
N of Miss	21	16	21	19	77	

Table 69: Think of your four best friends (the friends you feel closest to). In the past year (12 months), how many of your best friends have: been members of a gang?






Response	6	8	10	12	Total	
0	85.2	82.8	83.9	87.1	84.6	
1	6.0	7.4	4.2	6.6	6.0	
2	1.8	3.5	5.5	2.2	3.3	
3	1.8	0.7	1.3	1.6	1.3	
4	5.2	5.6	5.2	2.5	4.7	
N of Valid	386	431	385	319	1521	
N of Miss	20	17	20	19	76	

Table 70: How old were you when you first: smoked marijuana?










Response	6	8	10	12	Total	
Never	97.9	89.7	71.7	59.5	80.9	
10 or younger	0.5	1.6	1.8	1.6	1.4	
11	1.3	1.8	1.3	1.6	1.5	
12	0.3	2.1	3.9	2.8	2.2	
13	0.0	4.1	5.5	3.1	3.2	
14	0.0	0.7	7.5	6.5	3.5	
15	0.0	0.0	6.2	9.0	3.5	
16	0.0	0.0	2.1	10.0	2.6	
17 or older	0.0	0.0	0.0	5.9	1.2	
N of Valid	386	435	385	321	1527	
N of Miss	20	13	20	17	70	

Table 71: How old were you when you first: smoked a cigarette, even just a puff?










Response	6	8	10	12	Total	
Never	91.3	81.0	71.9	64.8	77.9	
10 or younger	6.3	6.2	7.0	7.5	6.7	
11	2.1	3.7	2.6	2.8	2.8	
12	0.0	3.0	3.4	4.7	2.7	
13	0.3	4.9	4.4	4.1	3.4	
14	0.0	1.2	5.5	3.1	2.4	
15	0.0	0.0	4.7	5.3	2.3	
16	0.0	0.0	0.5	4.7	1.1	
17 or older	0.0	0.0	0.0	2.8	0.6	
N of Valid	381	432	385	318	1516	
N of Miss	25	16	20	20	81	

Table 72: How old were you when you first: had more than a sip or two of beer, wine or hard liquor (for example, vodka, whiskey, or gin)?










Response	6	8	10	12	Total	
Never	81.8	67.8	49.2	37.1	60.2	
10 or younger	11.4	9.9	11.1	6.3	9.8	
11	5.5	5.1	4.4	2.8	4.5	
12	1.0	5.5	2.6	5.0	3.5	
13	0.3	8.3	9.8	2.8	5.5	
14	0.0	3.2	11.4	9.4	5.8	
15	0.0	0.0	9.8	11.6	4.9	
16	0.0	0.2	1.6	17.6	4.1	
17 or older	0.0	0.0	0.0	7.2	1.5	
N of Valid	385	435	386	318	1524	
N of Miss	21	13	19	20	73	

Table 73: How old were you when you first: began drinking alcoholic beverages regularly, that is, at least once or twice a month?


Response	6	8	10	12	Total	
Never	98.2	93.6	84.7	68.0	87.1	
10 or younger	0.8	1.6	1.3	0.3	1.1	
11	1.0	0.7	0.0	0.3	0.5	
12	0.0	2.1	0.8	0.6	0.9	
13	0.0	0.9	3.6	1.9	1.6	
14	0.0	1.1	3.4	1.3	1.4	
15	0.0	0.0	5.7	6.6	2.8	
16	0.0	0.0	0.5	9.7	2.2	
17 or older	0.0	0.0	0.0	11.3	2.4	
N of Valid	382	435	385	319	1521	
N of Miss	24	13	20	19	76	

Table 74: How old were you when you first: used Pegaramide (peg, Peggy)?


Response	6	8	10	12	Total	
Never	100.0	100.0	100.0	100.0	100.0	
10 or younger	0.0	0.0	0.0	0.0	0.0	
11	0.0	0.0	0.0	0.0	0.0	
12	0.0	0.0	0.0	0.0	0.0	
13	0.0	0.0	0.0	0.0	0.0	
14	0.0	0.0	0.0	0.0	0.0	
15	0.0	0.0	0.0	0.0	0.0	
16	0.0	0.0	0.0	0.0	0.0	
17 or older	0.0	0.0	0.0	0.0	0.0	
N of Valid	380	432	381	315	1508	
N of Miss	26	16	24	23	89	

Table 75: How old were you when you first: got suspended from school?










Response	6	8	10	12	Total	
Never	78.4	71.9	68.1	65.6	71.2	
10 or younger	14.6	10.7	10.6	9.7	11.4	
11	5.2	5.6	6.0	2.8	5.0	
12	1.6	6.0	3.1	5.3	4.0	
13	0.3	5.3	5.4	3.8	3.8	
14	0.0	0.5	3.6	3.1	1.7	
15	0.0	0.0	2.1	3.1	1.2	
16	0.0	0.0	1.0	4.1	1.1	
17 or older	0.0	0.0	0.0	2.5	0.5	
N of Valid	384	430	386	320	1520	
N of Miss	22	18	19	18	77	

Table 76: How old were you when you first: got arrested?










Response	6	8	10	12	Total	
Never	98.4	94.5	91.1	95.3	94.8	
10 or younger	1.3	0.9	0.3	0.3	0.7	
11	0.3	0.7	0.8	0.3	0.5	
12	0.0	2.1	1.0	0.6	1.0	
13	0.0	0.9	2.1	1.3	1.1	
14	0.0	0.9	1.6	0.3	0.7	
15	0.0	0.0	2.9	0.6	0.9	
16	0.0	0.0	0.3	0.3	0.1	
17 or older	0.0	0.0	0.0	0.9	0.2	
N of Valid	383	434	382	319	1518	
N of Miss	23	14	23	19	79	



Table 77: How old were you when you first: carried a handgun?










Response	6	8	10	12	Total	
Never	90.6	92.2	90.4	91.2	91.1	
10 or younger	5.7	1.4	3.1	2.2	3.1	
11	2.3	1.4	1.3	0.3	1.4	
12	1.0	0.7	0.8	0.9	0.9	
13	0.0	3.0	1.6	0.3	1.3	
14	0.0	1.4	1.6	1.3	1.1	
15	0.0	0.0	1.0	0.6	0.4	
16	0.0	0.0	0.3	1.6	0.4	
17 or older	0.3	0.0	0.0	1.6	0.4	
N of Valid	383	435	386	319	1523	
N of Miss	23	13	19	19	74	

Table 78: How old were you when you first: used e-cigarettes, e-cigars, or e-hookahs (vaping)?










Response	6	8	10	12	Total	
Never	95.8	86.0	80.3	71.2	83.9	
10 or younger	1.6	1.8	1.3	0.6	1.4	
11	1.8	2.3	1.0	0.6	1.5	
12	0.8	4.4	1.6	1.3	2.1	
13	0.0	4.4	5.2	1.3	2.8	
14	0.0	0.7	6.0	5.6	2.9	
15	0.0	0.5	4.2	8.2	2.9	
16	0.0	0.0	0.5	6.9	1.6	
17 or older	0.0	0.0	0.0	4.4	0.9	
N of Valid	383	435	385	319	1522	
N of Miss	23	13	20	19	75	

Table 79: How old were you when you first: belonged to a gang?


Response	6	8	10	12	Total	
Never	91.6	94.0	93.5	96.2	93.8	
10 or younger	2.6	0.9	1.3	1.6	1.6	
11	3.9	0.9	0.5	0.6	1.5	
12	1.6	1.1	0.5	0.0	0.9	
13	0.3	1.4	0.3	0.3	0.6	
14	0.0	1.6	2.1	0.3	1.1	
15	0.0	0.0	1.0	0.0	0.3	
16	0.0	0.0	0.8	0.3	0.3	
17 or older	0.0	0.0	0.0	0.6	0.1	
N of Valid	382	435	385	320	1522	
N of Miss	24	13	20	18	75	

Table 80: How old were you when you first: used prescription drugs not prescribed to you?


Response	6	8	10	12	Total	
Never	97.9	94.7	88.1	86.2	92.1	
10 or younger	1.6	2.3	2.1	0.9	1.8	
11	0.3	0.2	0.3	0.6	0.3	
12	0.3	1.1	0.8	1.2	0.9	
13	0.0	0.9	2.9	0.6	1.1	
14	0.0	0.7	3.9	1.6	1.5	
15	0.0	0.0	2.1	3.1	1.2	
16	0.0	0.0	0.0	3.4	0.7	
17 or older	0.0	0.0	0.0	2.2	0.5	
N of Valid	385	435	385	320	1525	
N of Miss	21	13	20	18	72	

Table 81: How wrong do you think it is for someone your age to: take a handgun to school?





Response	6	8	10	12	Total	
Very wrong	92.8	84.7	86.0	84.4	87.0	
Wrong	4.1	11.7	8.5	10.0	8.6	
A little bit wrong	2.3	2.7	3.9	3.1	3.0	
Not at all wrong	0.8	0.9	1.6	2.5	1.4	
N of Valid	389	437	387	320	1533	
N of Miss	17	11	18	18	64	

Table 82: How wrong do you think it is for someone your age to: steal anything?





Response	6	8	10	12	Total	
Very wrong	71.2	63.6	58.1	66.7	64.8	
Wrong	24.7	29.3	31.8	26.7	28.2	
A little bit wrong	3.1	5.3	9.1	5.3	5.7	
Not at all wrong	1.0	1.8	1.0	1.3	1.3	
N of Valid	385	434	384	318	1521	
N of Miss	21	14	21	20	76	

Table 83: How wrong do you think it is for someone your age to: pick a fight with someone?





Response	6	8	10	12	Total	
Very wrong	54.6	47.7	47.0	56.6	51.1	
Wrong	29.4	34.3	33.2	26.4	31.2	
A little bit wrong	12.3	13.1	15.8	13.2	13.6	
Not at all wrong	3.7	4.8	3.9	3.8	4.1	
N of Valid	381	434	385	318	1518	
N of Miss	25	14	20	20	79	

Table 84: How wrong do you think it is for someone your age to: attack someone with the idea of seriously hurting them?





Response	6	8	10	12	Total	
Very wrong	85.0	77.4	69.7	72.7	76.4	
Wrong	9.6	15.7	18.9	16.9	15.2	
A little bit wrong	3.1	5.1	7.5	6.0	5.4	
Not at all wrong	2.3	1.8	3.9	4.4	3.0	
N of Valid	387	434	386	319	1526	
N of Miss	19	14	19	19	71	

Table 85: How wrong do you think it is for someone your age to: stay away from school all day when their parents think they are at school?





Response	6	8	10	12	Total	
Very wrong	77.3	69.6	53.6	53.3	64.1	
Wrong	16.0	22.9	32.6	30.1	25.1	
A little bit wrong	5.4	5.3	11.1	13.5	8.5	
Not at all wrong	1.3	2.3	2.6	3.1	2.3	
N of Valid	388	437	386	319	1530	
N of Miss	18	11	19	19	67	

Table 86: How wrong do you think it is for someone your age to: drink beer, wine or hard liquor (for example, vodka, whiskey, or gin) regularly?





Response	6	8	10	12	Total	
Very wrong	87.9	71.7	49.2	41.4	63.8	
Wrong	8.0	17.4	21.2	22.7	17.1	
A little bit wrong	2.8	8.4	21.2	23.4	13.4	
Not at all wrong	1.3	2.5	8.3	12.5	5.7	
N of Valid	387	438	386	321	1532	
N of Miss	19	10	19	17	65	

Table 87: How wrong do you think it is for someone your age to: smoke cigarettes?


Response	6	8	10	12	Total	
Very wrong	91.5	77.9	62.7	57.2	73.2	
Wrong	6.4	15.3	22.8	18.1	15.5	
A little bit wrong	1.0	4.8	10.6	14.7	7.4	
Not at all wrong	1.0	2.1	3.9	10.0	3.9	
N of Valid	388	438	386	320	1532	
N of Miss	18	10	19	18	65	

Table 88: How wrong do you think it is for someone your age to: smoke marijuana?


Response	6	8	10	12	Total	
Very wrong	92.0	76.5	53.6	42.1	67.5	
Wrong	4.9	11.9	15.3	16.7	12.0	
A little bit wrong	1.8	5.9	16.1	19.8	10.3	
Not at all wrong	1.3	5.7	15.0	21.4	10.2	
N of Valid	386	438	386	318	1528	
N of Miss	20	10	19	20	69	

Table 89: How wrong do you think it is for someone your age to: use prescription drugs or non-prescription drugs for the purpose of getting high?


Response	6	8	10	12	Total	
Very wrong	93.0	84.7	75.6	72.7	82.0	
Wrong	5.2	10.8	17.6	17.2	12.4	
A little bit wrong	1.0	3.2	3.9	7.2	3.7	
Not at all wrong	0.8	1.4	2.8	2.8	1.9	
N of Valid	388	437	386	319	1530	
N of Miss	18	11	19	19	67	

Table 90: How wrong do you think it is for someone your age to: use synthetic marijuana (K2, spice) or bath salts?

Response	6	8	10	12	Total	
Very wrong	94.6	89.2	85.0	86.2	88.9	
Wrong	3.6	7.8	10.4	10.3	7.9	
A little bit wrong	1.0	2.1	2.3	2.2	1.9	
Not at all wrong	0.8	0.9	2.3	1.3	1.3	
N of Valid	386	436	386	319	1527	
N of Miss	20	12	19	19	70	

Table 91: How wrong do you think it is for someone your age to: use LSD, cocaine, amphetamines or another illegal drug?

Response	6	8	10	12	Total	
Very wrong	95.6	90.6	86.2	86.8	90.0	
Wrong	3.4	7.3	9.4	8.8	7.1	
A little bit wrong	0.5	1.1	1.6	2.5	1.4	
Not at all wrong	0.5	0.9	2.9	1.9	1.5	
N of Valid	387	437	385	319	1528	
N of Miss	19	11	20	19	69	

Table 92: How wrong do you think it is for someone your age to: use e-cigarettes, e-cigars or e-hookahs (vaping)?

Response	6	8	10	12	Total	
Very wrong	89.9	72.6	57.4	49.5	68.3	
Wrong	6.5	13.9	18.2	10.3	12.4	
A little bit wrong	1.8	8.4	15.1	18.8	10.6	
Not at all wrong	1.8	5.0	9.4	21.3	8.7	
N of Valid	386	438	385	319	1528	
N of Miss	20	10	20	19	69	

Table 93: At school during the past 12 months, did you receive help from the resource teacher, speech therapist or other special education teacher?

Response	6	8	10	12	Total
No	0.0	0.0	0.0	0.0	0.0
Yes	0.0	0.0	0.0	0.0	0.0
N of Valid	0	0	0	0	0
N of Miss	0	0	0	0	0

Table 94: How many times in the past year (12 months) have you: been suspended from school?

Response	6	8	10	12	Total
Never	84.3	79.2	86.6	90.3	84.7
1 to 2 times	11.1	16.2	9.5	8.1	11.5
3 to 5 times	3.1	3.0	2.8	1.2	2.6
6 to 9 times	0.5	1.1	0.3	0.0	0.5
10+ times	1.0	0.5	0.8	0.3	0.7
N of Valid	388	438	389	321	1536
N of Miss	18	10	16	17	61

Table 95: How many times in the past year (12 months) have you: carried a handgun?

Response	6	8	10	12	Total
Never	91.2	94.3	91.5	93.4	92.6
1 to 2 times	4.4	2.7	2.3	2.2	2.9
3 to 5 times	0.8	0.9	2.1	1.9	1.4
6 to 9 times	1.0	0.2	0.8	0.0	0.5
10+ times	2.6	1.8	3.3	2.5	2.5
N of Valid	387	438	389	318	1532
N of Miss	19	10	16	20	65

Table 96: How many times in the past year (12 months) have you: sold illegal drugs?






Response	6	8	10	12	Total	
Never	99.7	98.4	93.8	95.3	96.9	
1 to 2 times	0.3	1.6	2.1	2.5	1.6	
3 to 5 times	0.0	0.0	1.3	1.2	0.6	
6 to 9 times	0.0	0.0	0.5	0.3	0.2	
10+ times	0.0	0.0	2.3	0.6	0.7	
N of Valid	388	431	387	320	1526	
N of Miss	18	17	18	18	71	

Table 97: How many times in the past year (12 months) have you: stolen or tried to steal a motor vehicle such as a car or motorcycle?






Response	6	8	10	12	Total	
Never	98.2	98.6	97.7	99.4	98.4	
1 to 2 times	1.0	1.1	1.3	0.3	1.0	
3 to 5 times	0.5	0.0	1.0	0.0	0.4	
6 to 9 times	0.3	0.0	0.0	0.0	0.1	
10+ times	0.0	0.2	0.0	0.3	0.1	
N of Valid	386	436	390	321	1533	
N of Miss	20	12	15	17	64	

Table 98: How many times in the past year (12 months) have you: participated in clubs, organizations or activities at school?






Response	6	8	10	12	Total	
Never	45.4	39.9	27.2	38.3	37.7	
1 to 2 times	25.8	18.7	22.6	12.8	20.2	
3 to 5 times	12.6	16.6	16.7	12.5	14.8	
6 to 9 times	3.9	6.0	5.9	7.2	5.7	
10+ times	12.4	18.9	27.5	29.3	21.6	
N of Valid	388	434	389	321	1532	
N of Miss	18	14	16	17	65	



Table 99: How many times in the past year (12 months) have you: been arrested?






Response	6	8	10	12	Total	
Never	97.9	97.2	95.1	97.5	96.9	
1 to 2 times	1.3	2.3	4.6	1.9	2.6	
3 to 5 times	0.5	0.5	0.0	0.3	0.3	
6 to 9 times	0.0	0.0	0.3	0.0	0.1	
10+ times	0.3	0.0	0.0	0.3	0.1	
N of Valid	382	431	390	318	1521	
N of Miss	24	17	15	20	76	

Table 100: How many times in the past year (12 months) have you: attacked someone with the idea of seriously hurting them?






Response	6	8	10	12	Total	
Never	88.9	93.3	89.0	92.5	90.9	
1 to 2 times	8.5	5.5	6.9	5.6	6.6	
3 to 5 times	1.0	0.7	2.6	0.6	1.2	
6 to 9 times	0.0	0.2	0.8	0.0	0.3	
10+ times	1.5	0.2	0.8	1.3	0.9	
N of Valid	389	436	390	319	1534	
N of Miss	17	12	15	19	63	

Table 101: How many times in the past year (12 months) have you: been drunk or high at school?






Response	6	8	10	12	Total	
Never	98.2	94.2	89.7	87.5	92.7	
1 to 2 times	1.3	4.6	4.4	8.1	4.4	
3 to 5 times	0.0	0.2	1.8	2.8	1.1	
6 to 9 times	0.3	0.5	0.3	0.0	0.3	
10+ times	0.3	0.5	3.8	1.6	1.5	
N of Valid	389	434	390	321	1534	
N of Miss	17	14	15	17	63	

Table 102: How many times in the past year (12 months) have you: taken a handgun to school?






Response	6	8	10	12	Total	
Never	99.7	99.5	99.5	98.4	99.3	
1 to 2 times	0.3	0.2	0.3	0.6	0.3	
3 to 5 times	0.0	0.2	0.0	0.0	0.1	
6 to 9 times	0.0	0.0	0.3	0.0	0.1	
10+ times	0.0	0.0	0.0	0.9	0.2	
N of Valid	389	435	390	321	1535	
N of Miss	17	13	15	17	62	

Table 103: How many times in the past year (12 months) have you: used e-cigarettes, e-cigars, or e-hookahs (vaping)?






Response	6	8	10	12	Total	
Never	99.7	99.5	99.5	98.4	99.3	
1 to 2 times	0.3	0.2	0.3	0.6	0.3	
3 to 5 times	0.0	0.2	0.0	0.0	0.1	
6 to 9 times	0.0	0.0	0.3	0.0	0.1	
10+ times	0.0	0.0	0.0	0.9	0.2	
N of Valid	389	435	390	321	1535	
N of Miss	17	13	15	17	62	

Table 104: Are you currently on probation, or assigned a probation officer with Juvenile Court?



Response	6	8	10	12	Total	
No	97.5	95.1	95.3	97.0	96.2	
Yes	2.5	4.9	4.7	3.0	3.8	
N of Valid	363	405	364	302	1434	
N of Miss	43	43	41	36	163	

Table 105: Have you ever belonged to a gang?






Response	6	8	10	12	Total	
No	86.8	91.1	91.9	94.0	90.8	
No, but would like to	1.8	2.3	0.8	1.9	1.7	
Yes, in the past	4.1	2.8	2.9	0.9	2.8	
Yes, belong now	6.2	3.7	4.2	3.1	4.3	
Yes, but would like to get out	1.0	0.0	0.3	0.0	0.3	
N of Valid	387	429	384	318	1518	
N of Miss	19	19	21	20	79	

Table 106: If you have ever belonged to a gang, did that gang have a name?




Response	6	8	10	12	Total	
No	12.2	10.6	10.5	20.7	13.0	
Yes	10.6	6.7	8.5	4.5	7.7	
I have never belonged to a gang	77.2	82.8	81.0	74.8	79.3	
N of Valid	386	436	389	314	1525	
N of Miss	20	12	16	24	72	

Table 107: You are at a party at someone's house, and one of your friends offers you a drink containing alcohol. What would you say or do?





Response	6	8	10	12	Total	
Drink it	8.3	17.6	32.7	39.2	23.6	
Tell your friend, 'No thanks, I don't drink' and suggest that you and your friend go and do something else	45.6	37.7	30.2	23.8	34.9	
Just say, 'No thanks' and walk away	29.3	31.0	33.0	31.7	31.2	
Make up a good excuse, tell your friend you had something else to do, and leave	16.8	13.7	4.1	5.3	10.3	
N of Valid	386	432	388	319	1525	
N of Miss	20	16	17	19	72	

Table 108: How often do you attend religious services or activities?





Response	6	8	10	12	Total	
Never	17.9	13.1	11.8	9.1	13.1	
Rarely	19.3	18.4	19.4	24.8	20.2	
1-2 Times a Month	10.6	11.7	16.4	17.2	13.8	
About Once a Week or More	52.2	56.8	52.4	48.9	52.9	
N of Valid	379	435	391	319	1524	
N of Miss	27	13	14	19	73	

Table 109: I think sometimes it's okay to cheat at school.





Response	6	8	10	12	Total	
NO!	60.0	37.8	21.3	19.1	35.2	
no	31.1	40.3	34.8	34.8	35.4	
yes	8.7	20.3	35.1	33.5	23.9	
YES!	0.3	1.6	8.8	12.5	5.4	
N of Valid	380	434	385	319	1518	
N of Miss	26	14	20	19	79	

Table 110: It is important to think before you act.





Response	6	8	10	12	Total	
NO!	7.1	3.7	2.3	2.5	4.0	
no	2.1	4.0	2.6	1.9	2.7	
yes	28.3	35.3	36.7	33.9	33.6	
YES!	62.4	57.0	58.3	61.8	59.7	
N of Valid	378	430	384	319	1511	
N of Miss	28	18	21	19	86	

Table 111: Sometimes I think that life is not worth it.





Response	6	8	10	12	Total	
NO!	48.4	42.3	41.1	44.2	43.9	
no	22.2	23.2	22.1	24.5	22.9	
yes	21.1	24.4	25.0	21.6	23.1	
YES!	8.4	10.1	11.7	9.7	10.0	
N of Valid	370	426	384	319	1499	
N of Miss	36	22	21	19	98	

Table 112: At times I think I am no good at all.





Response	6	8	10	12	Total	
NO!	34.5	28.8	28.3	31.3	30.6	
no	21.0	23.9	25.2	24.5	23.6	
yes	31.3	34.6	29.6	30.4	31.6	
YES!	13.3	12.8	16.9	13.8	14.2	
N of Valid	377	431	385	319	1512	
N of Miss	29	17	20	19	85	

Table 113: All in all, I am inclined to think that I am a failure.





Response	6	8	10	12	Total	
NO!	50.4	44.5	40.6	42.1	44.5	
no	24.7	29.4	29.4	33.0	29.0	
yes	18.8	17.2	20.1	16.0	18.1	
YES!	6.2	8.9	9.9	8.8	8.4	
N of Valid	373	429	384	318	1504	
N of Miss	33	19	21	20	93	

Table 114: In the past year, have you felt depressed or sad MOST days, even if you felt okay sometimes?





Response	6	8	10	12	Total	
NO!	34.8	29.2	29.1	28.6	30.5	
no	21.4	21.6	16.6	23.6	20.7	
yes	24.8	30.6	32.2	25.2	28.4	
YES!	19.0	18.6	22.1	22.6	20.4	
N of Valid	379	431	385	318	1513	
N of Miss	27	17	20	20	84	

Table 115: It is all right to beat up people if they start the fight.





Response	6	8	10	12	Total	
NO!	41.3	30.3	21.5	27.8	30.3	
no	16.6	18.5	20.7	19.3	18.7	
yes	20.3	26.6	23.6	23.4	23.6	
YES!	21.8	24.5	34.3	29.4	27.4	
N of Valid	380	432	382	316	1510	
N of Miss	26	16	23	22	87	

Table 116: I think it is okay to take something without asking if you can get away with it.





Response	6	8	10	12	Total	
NO!	75.8	65.2	57.7	60.9	65.0	
no	21.6	30.4	36.4	33.1	30.3	
yes	1.8	3.3	4.9	4.7	3.6	
YES!	0.8	1.2	1.0	1.3	1.1	
N of Valid	380	428	385	317	1510	
N of Miss	26	20	20	21	87	

Table 117: Where do you get the most information about living a drug and alcohol free life? Parents/guardians





Response	6	8	10	12	Total	
All the time	58.6	57.5	51.0	42.4	52.9	
Most	18.0	21.5	22.1	25.5	21.6	
Some	9.3	10.8	15.9	16.9	13.0	
Very little	14.2	10.1	10.9	15.3	12.4	
N of Valid	367	424	384	314	1489	
N of Miss	39	24	21	24	108	

Table 118: Where do you get the most information about living a drug and alcohol free life? Friends





Response	6	8	10	12	Total	
All the time	22.4	18.2	10.0	12.2	15.8	
Most	20.7	21.1	14.8	13.2	17.7	
Some	20.7	28.5	33.0	29.9	28.1	
Very little	36.1	32.3	42.2	44.7	38.4	
N of Valid	352	418	379	311	1460	
N of Miss	54	30	26	27	137	

Table 119: Where do you get the most information about living a drug and alcohol free life? Family members





Response	6	8	10	12	Total	
All the time	52.6	48.3	37.6	31.6	43.1	
Most	17.8	25.4	22.5	22.0	22.1	
Some	14.2	13.9	20.1	24.6	17.8	
Very little	15.3	12.4	19.8	21.7	17.0	
N of Valid	359	418	378	313	1468	
N of Miss	47	30	27	25	129	

Table 120: Where do you get the most information about living a drug and alcohol free life? School





Response	6	8	10	12	Total	
All the time	54.6	55.8	52.9	46.0	52.7	
Most	18.4	20.9	20.1	25.7	21.1	
Some	12.3	15.0	18.2	15.4	15.3	
Very little	14.8	8.3	8.9	12.9	11.0	
N of Valid	359	421	384	311	1475	
N of Miss	47	27	21	27	122	

Table 121: Where do you get the most information about living a drug and alcohol free life? Internet





Response	6	8	10	12	Total	
All the time	23.1	25.7	14.7	17.8	20.5	
Most	18.6	20.1	15.3	12.9	16.9	
Some	19.4	20.3	33.7	33.0	26.3	
Very little	38.9	33.9	36.3	36.2	36.2	
N of Valid	350	413	380	309	1452	
N of Miss	56	35	25	29	145	

Table 122: Where do you get the most information about living a drug and alcohol free life? TV





Response	6	8	10	12	Total	
All the time	29.4	32.5	18.6	21.9	25.9	
Most	17.6	18.8	16.5	14.8	17.1	
Some	25.5	23.8	36.1	32.3	29.2	
Very little	27.5	25.0	28.8	31.0	27.8	
N of Valid	357	416	382	310	1465	
N of Miss	49	32	23	28	132	



Table 123: Where do you get the most information about living a drug and alcohol free life? Social media





Response	6	8	10	12	Total	
All the time	22.9	22.2	13.6	18.0	19.2	
Most	10.6	14.5	12.0	10.0	11.9	
Some	18.3	23.2	31.9	29.9	25.7	
Very little	48.3	40.1	42.6	42.1	43.1	
N of Valid	350	414	383	311	1458	
N of Miss	56	34	22	27	139	

Table 124: How much do you think people risk harming themselves (physically or in other ways) if they: smoked one or more packs of cigarettes per day?





Response	6	8	10	12	Total	
No risk	18.4	11.1	6.4	9.8	11.4	
Slight risk	8.0	8.5	6.7	9.1	8.0	
Moderate risk	16.3	24.3	19.7	19.6	20.1	
Great risk	57.3	56.1	67.2	61.5	60.4	
N of Valid	375	424	390	317	1506	
N of Miss	31	24	15	21	91	

Table 125: How much do you think people risk harming themselves (physically or in other ways) if they: try marijuana once or twice?





Response	6	8	10	12	Total	
No risk	22.3	22.6	38.3	47.0	31.7	
Slight risk	19.8	24.7	29.5	27.8	25.4	
Moderate risk	24.1	23.5	18.1	12.6	20.0	
Great risk	33.8	29.2	14.0	12.6	22.9	
N of Valid	373	421	386	317	1497	
N of Miss	33	27	19	21	100	

Table 126: How much do you think people risk harming themselves (physically or in other ways) if they: smoke marijuana once or twice a week?





Response	6	8	10	12	Total	
No risk	18.9	19.3	29.5	34.6	25.0	
Slight risk	11.7	15.3	23.5	23.8	18.3	
Moderate risk	21.3	23.1	21.7	22.2	22.1	
Great risk	48.0	42.4	25.3	19.4	34.6	
N of Valid	375	425	387	315	1502	
N of Miss	31	23	18	23	95	

Table 127: How much do you think people risk harming themselves (physically or in other ways) if they: take one or two drinks of an alcoholic beverage (beer, wine, liquor) nearly every day?





Response	6	8	10	12	Total	
No risk	19.9	15.0	16.5	14.3	16.5	
Slight risk	21.5	17.8	24.9	26.0	22.3	
Moderate risk	20.7	28.2	28.3	26.3	26.0	
Great risk	37.8	39.0	30.3	33.3	35.3	
N of Valid	376	426	389	315	1506	
N of Miss	30	22	16	23	91	

Table 128: How much do you think people risk harming themselves (physically or in other ways) if they: have five or more drinks of an alcoholic beverage once or twice a weekend?





Response	6	8	10	12	Total	
No risk	19.2	12.4	11.1	11.4	13.5	
Slight risk	9.9	12.4	19.8	19.9	15.3	
Moderate risk	21.1	22.5	27.2	29.4	24.8	
Great risk	49.9	52.6	41.9	39.2	46.3	
N of Valid	375	426	389	316	1506	
N of Miss	31	22	16	22	91	

Table 129: How much do you think people risk harming themselves (physically or in other ways) if they: use prescription drugs that are not prescribed to them?

Response	6	8	10	12	Total	
No risk	19.1	12.3	8.5	8.5	12.2	
Slight risk	6.9	8.5	8.0	10.1	8.3	
Moderate risk	14.9	19.1	21.6	21.5	19.2	
Great risk	59.0	60.1	62.0	59.8	60.3	
N of Valid	376	424	389	316	1505	
N of Miss	30	24	16	22	92	

Table 130: How much do you think people risk harming themselves (physically or in other ways) if they: use non-prescription drugs to get high?

Response	6	8	10	12	Total	
No risk	18.2	11.3	7.7	8.5	11.5	
Slight risk	8.6	8.5	5.7	7.3	7.5	
Moderate risk	11.2	17.9	20.6	21.1	17.6	
Great risk	62.0	62.3	66.1	63.1	63.4	
N of Valid	374	424	389	317	1504	
N of Miss	32	24	16	21	93	

Table 131: How much do you think people risk harming themselves (physically or in other ways) if they: use e-cigarettes, e-cigars, or e-hookahs?

Response	6	8	10	12	Total	
No risk	23.3	19.1	24.9	30.9	24.1	
Slight risk	14.2	25.5	34.4	29.0	25.7	
Moderate risk	17.1	20.8	15.4	16.7	17.6	
Great risk	45.5	34.7	25.2	23.3	32.5	
N of Valid	374	424	389	317	1504	
N of Miss	32	24	16	21	93	

Table 132: Have you ever used smokeless tobacco (chew, snuff, plug, dipping tobacco, or chewing tobacco)?


Response	6	8	10	12	Total	
Never	95.7	87.3	85.9	85.7	88.7	
Once or Twice	3.2	7.3	5.0	5.4	5.3	
Once in a while but not regularly	0.8	2.4	4.0	4.1	2.8	
Regularly in the past	0.3	0.9	2.4	1.9	1.3	
Regularly now	0.0	2.1	2.7	2.9	1.9	
N of Valid	370	425	377	315	1487	
N of Miss	36	23	28	23	110	

Table 133: How often have you used smokeless tobacco during the past 30 days?


Response	6	8	10	12	Total	
Not at all	98.7	94.1	91.9	93.7	94.6	
Once or twice	1.3	2.6	3.4	2.2	2.4	
Once or twice per week	0.0	0.9	1.0	0.3	0.6	
Three to five times per week	0.0	0.2	1.0	0.6	0.5	
About once a day	0.0	0.5	0.5	0.0	0.3	
More than once a day	0.0	1.6	2.1	3.2	1.7	
N of Valid	371	426	381	315	1493	
N of Miss	35	22	24	23	104	

Table 134: Have you ever smoked cigarettes?


Response	6	8	10	12	Total	
Never	91.1	81.8	73.0	68.9	79.1	
Once or Twice	7.0	12.9	17.1	13.7	12.6	
Once in a while but not regularly	1.1	3.0	5.2	8.9	4.3	
Regularly in the past	0.8	0.9	2.6	4.4	2.1	
Regularly now	0.0	1.4	2.1	4.1	1.8	
N of Valid	371	428	381	315	1495	
N of Miss	35	20	24	23	102	

Table 135: How frequently have you smoked cigarettes during the past 30 days?


Response	6	8	10	12	Total	
Not at all	98.7	94.8	92.0	85.7	93.1	
Less than one cigarette per day	1.3	3.8	5.6	8.3	4.6	
One to five cigarettes per day	0.0	0.9	0.8	4.1	1.3	
About one-half pack per day	0.0	0.2	0.8	1.0	0.5	
About one pack per day	0.0	0.0	0.3	0.6	0.2	
About one and one-half packs per day	0.0	0.0	0.5	0.3	0.2	
Two packs or more per day	0.0	0.2	0.0	0.0	0.1	
N of Valid	375	423	373	314	1485	
N of Miss	31	25	32	24	112	

Table 136: Which statement best describes rules about smoking inside your home or your family cars?


Response	6	8	10	12	Total	
Smoking is not allowed anywhere inside your home or cars	67.6	64.6	62.4	73.9	66.7	
Smoking is allowed in some places and at some times or in some cars	8.8	12.1	14.1	10.1	11.4	
Smoking is allowed anywhere inside the home or cars	2.7	2.6	3.7	2.6	2.9	
There are no rules about smoking inside the home or cars	1.3	4.0	4.7	3.9	3.5	
I don't know	19.5	16.6	15.1	9.5	15.5	
N of Valid	374	421	383	306	1484	
N of Miss	32	27	22	32	113	

Table 137: Have you ever used e-cigarettes, e-cigars, or e-hookahs (vaping)?


Response	6	8	10	12	Total	
Never	92.5	80.8	70.4	60.9	76.9	
Once or Twice	5.9	10.7	16.6	15.4	12.0	
Once in a while but not regularly	0.8	4.4	5.3	12.8	5.5	
Regularly in the past	0.3	3.2	4.5	4.2	3.0	
Regularly now	0.5	1.0	3.2	6.7	2.6	
N of Valid	374	412	379	312	1477	
N of Miss	32	36	26	26	120	

Table 138: How frequently have you used e-cigarettes, e-cigars, or e-hookahs (vaping)?








Response	6	8	10	12	Total	
Not at all	96.8	91.7	87.3	79.3	89.3	
Less than 10 puffs per day	1.9	5.9	7.4	12.1	6.6	
10 to 50 puffs per day	0.5	0.9	2.1	5.1	2.0	
About one-half cartomiser per day	0.8	0.0	1.1	0.6	0.6	
About one cartomiser per day	0.0	0.2	1.1	1.0	0.5	
About one and one-half cartomisers per day	0.0	0.5	0.3	1.3	0.5	
Two cartomisers or more per day	0.0	0.7	0.8	0.6	0.5	
N of Valid	374	422	379	314	1489	
N of Miss	32	26	26	24	108	

Table 139: During this school year, were you taught in any of your classes about the dangers of tobacco use?






Response	6	8	10	12	Total	
Never	25.2	21.1	23.2	36.5	25.9	
Rarely	13.9	18.1	19.3	19.4	17.6	
Sometimes	20.4	21.8	28.6	26.0	24.1	
Often	21.2	22.3	16.7	10.2	18.0	
Almost always	19.3	16.7	12.2	7.9	14.4	
N of Valid	373	426	384	315	1498	
N of Miss	33	22	21	23	99	

Table 140: During the past 12 months, have you participated in any community activities to discourage people your age from using cigarettes, chewing tobacco, snuff, dip or cigars, e-cigarettes, e-cigars, or e-hookahs?






Response	6	8	10	12	Total	
Never	56.8	56.4	66.8	75.4	63.2	
Rarely	15.6	14.0	15.7	11.2	14.2	
Sometimes	13.9	13.3	8.1	6.4	10.6	
Often	7.1	10.9	4.2	3.2	6.6	
Almost always	6.6	5.5	5.2	3.8	5.3	
N of Valid	366	422	383	313	1484	
N of Miss	40	26	22	25	113	

Table 141: Think back over the last two weeks. How many times have you had five or more alcoholic drinks in a row?







Response	6	8	10	12	Total	
None	97.3	93.6	84.6	80.3	89.4	
Once	1.6	4.3	6.1	8.1	4.9	
Twice	0.0	0.7	3.2	4.5	2.0	
3-5 times	0.8	1.2	3.4	5.2	2.5	
6-9 times	0.0	0.0	1.3	1.0	0.5	
10 or more times	0.3	0.2	1.3	1.0	0.7	
N of Valid	365	420	377	310	1472	
N of Miss	41	28	28	28	125	

Table 142: During the past 30 days, how many times did you ride in a car or other vehicle driven by someone who had been drinking alcohol or using drugs to get high?






Response	6	8	10	12	Total	
0 times	86.4	85.3	77.8	81.2	82.8	
1 time	5.7	8.0	9.2	7.1	7.6	
2 or 3 times	3.0	4.5	6.3	5.8	4.9	
4 or 5 times	1.6	1.4	3.4	2.9	2.3	
6 or more times	3.3	0.7	3.2	2.9	2.4	
N of Valid	367	423	379	309	1478	
N of Miss	39	25	26	29	119	

Table 143: During the past 30 days, how many times did you drive a car or other vehicle when you had been drinking alcohol or using drugs to get high?







Response	6	8	10	12	Total	
I did not drive a car in the past 30 days	51.4	51.8	42.2	26.3	43.8	
0 times	45.8	44.9	54.1	60.9	50.9	
1 time	1.1	1.2	0.8	5.8	2.0	
2 or 3 times	1.1	1.2	1.3	3.8	1.8	
4 or 5 times	0.3	0.2	0.5	0.6	0.4	
6 or more times	0.3	0.7	1.1	2.6	1.1	
N of Valid	360	419	377	312	1468	
N of Miss	46	29	28	26	129	

Table 144: If you drank alcohol (not just a sip or taste) in the past year, where did you usually drink it?

Response	6	8	10	12	Total	
I did not drink alcohol in the past year	91.0	83.7	61.9	46.1	71.9	
At my home	3.6	7.0	13.0	16.1	9.6	
At someone else's home	2.5	6.7	16.8	26.1	12.4	
At an open area like a park, beach, field, back road, woods, or a street corner	1.4	1.4	2.7	3.9	2.3	
At a sporting event or concert	0.0	0.2	1.6	1.3	0.8	
At a restaurant, bar, or a nightclub	0.0	0.2	1.1	1.0	0.6	
At an empty building or a construction site	0.0	0.0	0.3	0.3	0.1	
At a hotel/motel	0.0	0.5	0.5	4.2	1.2	
An a car	0.8	0.2	2.2	1.0	1.0	
At school	0.6	0.0	0.0	0.0	0.1	
N of Valid	357	416	370	310	1453	
N of Miss	49	32	35	28	144	

Table 145: How do you feel about someone your age having one or two drinks of an alcoholic beverage nearly every day?

Response	6	8	10	12	Total	
Neither approve nor disapprove	24.2	28.2	29.6	36.7	29.4	
Somewhat disapprove	8.9	11.1	19.5	16.9	14.0	
Strongly disapprove	47.4	44.8	36.4	33.2	40.8	
Don't know or can't say	19.5	15.9	14.5	13.1	15.8	
N of Valid	359	422	379	313	1473	
N of Miss	47	26	26	25	124	

Table 146: On how many occasions have you had alcoholic beverages (beer, wine or hard liquor) to drink in your lifetime - more than just a few sips?

Response	6	8	10	12	Total	
0	87.6	76.2	58.9	41.2	67.1	
1-2	9.4	11.4	12.8	13.8	11.8	
3-5	1.1	7.4	11.2	10.3	7.4	
6-9	1.4	1.9	3.6	7.7	3.5	
10+	0.6	3.1	13.5	27.0	10.2	
N of Valid	363	420	384	311	1478	
N of Miss	43	28	21	27	119	



Table 147: On how many occasions have you drunk one of more drinks of an alcoholic beverage during the past 30 days?


Response	6	8	10	12	Total	
0	97.0	94.3	79.4	67.2	85.4	
1-2	1.9	4.5	13.6	20.9	9.7	
3-5	0.8	0.5	3.9	7.1	2.8	
6-9	0.0	0.0	1.3	1.3	0.6	
10+	0.3	0.7	1.8	3.5	1.5	
N of Valid	363	418	383	311	1475	
N of Miss	43	30	22	27	122	

Table 148: On how many occasions have you used marijuana (grass, pot) or hashish (hash, hash oil) in your lifetime?


Response	6	8	10	12	Total	
0	97.8	89.8	74.9	65.4	82.8	
1-2	1.7	4.3	8.4	9.1	5.7	
3-5	0.0	1.9	2.9	3.9	2.1	
6-9	0.0	0.5	1.8	2.9	1.2	
10+	0.6	3.6	12.0	18.8	8.2	
N of Valid	363	420	382	309	1474	
N of Miss	43	28	23	29	123	

Table 149: On how many occasions have you used marijuana (grass, pot) or hashish (hash, hash oil) during the past 30 days?


Response	6	8	10	12	Total	
0	98.9	95.2	85.9	80.4	90.6	
1-2	0.8	2.4	5.5	8.0	4.0	
3-5	0.3	0.7	2.4	3.5	1.6	
6-9	0.0	0.5	1.0	1.6	0.7	
10+	0.0	1.2	5.2	6.4	3.1	
N of Valid	362	419	382	311	1474	
N of Miss	44	29	23	27	123	

Table 150: On how many occasions have you used LSD or other psychedelics in your lifetime?


Response	6	8	10	12	Total	
0	98.9	99.5	98.4	99.0	99.0	
1-2	1.1	0.5	0.5	0.3	0.6	
3-5	0.0	0.0	1.1	0.6	0.4	
6-9	0.0	0.0	0.0	0.0	0.0	
10+	0.0	0.0	0.0	0.0	0.0	
N of Valid	361	420	380	310	1471	
N of Miss	45	28	25	28	126	

Table 151: On how many occasions have you used LSD or other psychedelics during the past 30 days?


Response	6	8	10	12	Total	
0	99.2	99.8	99.5	100.0	99.6	
1-2	0.6	0.2	0.3	0.0	0.3	
3-5	0.3	0.0	0.3	0.0	0.1	
6-9	0.0	0.0	0.0	0.0	0.0	
10+	0.0	0.0	0.0	0.0	0.0	
N of Valid	359	419	381	308	1467	
N of Miss	47	29	24	30	130	

Table 152: On how many occasions have you used cocaine or crack in your lifetime?


Response	6	8	10	12	Total	
0	99.2	99.0	98.4	99.0	98.9	
1-2	0.6	0.7	1.0	0.3	0.7	
3-5	0.0	0.2	0.5	0.0	0.2	
6-9	0.0	0.0	0.0	0.6	0.1	
10+	0.3	0.0	0.0	0.0	0.1	
N of Valid	361	421	382	310	1474	
N of Miss	45	27	23	28	123	

Table 153: On how many occasions have you used cocaine or crack during the past 30 days?






Response	6	8	10	12	Total	
0	99.2	99.8	100.0	99.7	99.7	
1-2	0.6	0.0	0.0	0.0	0.1	
3-5	0.0	0.2	0.0	0.0	0.1	
6-9	0.3	0.0	0.0	0.0	0.1	
10+	0.0	0.0	0.0	0.3	0.1	
N of Valid	362	416	381	309	1468	
N of Miss	44	32	24	29	129	

Table 154: On how many occasions have you sniffed glue, breathed the contents of an aerosol spray can, or inhaled other gases or sprays, in order to get high in your lifetime?






Response	6	8	10	12	Total	
0	93.9	92.9	96.1	96.8	94.8	
1-2	5.0	4.5	2.4	1.6	3.5	
3-5	0.6	1.2	0.5	1.3	0.9	
6-9	0.0	0.7	0.5	0.3	0.4	
10+	0.6	0.7	0.5	0.0	0.5	
N of Valid	360	422	381	308	1471	
N of Miss	46	26	24	30	126	

Table 155: On how many occasions have you sniffed glue, breathed the contents of an aerosol spray can, or inhaled other gases or sprays, in order to get high during the past 30 days?






Response	6	8	10	12	Total	
0	97.2	98.6	99.0	99.4	98.5	
1-2	2.8	0.5	0.8	0.0	1.0	
3-5	0.0	0.5	0.0	0.3	0.2	
6-9	0.0	0.5	0.0	0.3	0.2	
10+	0.0	0.0	0.3	0.0	0.1	
N of Valid	357	421	382	309	1469	
N of Miss	49	27	23	29	128	

Table 156: On how many occasions have you used Pegaramide (peg, Peggy, etc.) in your lifetime?

Response	6	8	10	12	Total	
0	100.0	100.0	100.0	100.0	100.0	
1-2	0.0	0.0	0.0	0.0	0.0	
3-5	0.0	0.0	0.0	0.0	0.0	
6-9	0.0	0.0	0.0	0.0	0.0	
10+	0.0	0.0	0.0	0.0	0.0	
N of Valid	357	416	381	309	1463	
N of Miss	49	32	24	29	134	

Table 157: On how many occasions have you used Pegaramide (peg, Peggy, etc.) during the past 30 days?

Response	6	8	10	12	Total	
0	100.0	100.0	100.0	100.0	100.0	
1-2	0.0	0.0	0.0	0.0	0.0	
3-5	0.0	0.0	0.0	0.0	0.0	
6-9	0.0	0.0	0.0	0.0	0.0	
10+	0.0	0.0	0.0	0.0	0.0	
N of Valid	357	419	382	310	1468	
N of Miss	49	29	23	28	129	

Table 158: On how many occasions have you used synthetic marijuana (K2, spice) in your lifetime?

Response	6	8	10	12	Total	
0	100.0	98.8	98.2	97.7	98.7	
1-2	0.0	1.0	1.6	1.9	1.1	
3-5	0.0	0.0	0.0	0.3	0.1	
6-9	0.0	0.2	0.0	0.0	0.1	
10+	0.0	0.0	0.3	0.0	0.1	
N of Valid	358	418	381	309	1466	
N of Miss	48	30	24	29	131	

Table 159: On how many occasions have you used synthetic marijuana (K2, spice) during the past 30 days?


Response	6	8	10	12	Total	
0	100.0	99.8	99.5	100.0	99.8	
1-2	0.0	0.0	0.3	0.0	0.1	
3-5	0.0	0.2	0.3	0.0	0.1	
6-9	0.0	0.0	0.0	0.0	0.0	
10+	0.0	0.0	0.0	0.0	0.0	
N of Valid	357	420	381	309	1467	
N of Miss	49	28	24	29	130	

Table 160: On how many occasions have you used methamphetamines (meth, speed, crank, crystal meth) in your lifetime?


Response	6	8	10	12	Total	
0	99.7	99.5	99.2	99.0	99.4	
1-2	0.3	0.5	0.5	0.3	0.4	
3-5	0.0	0.0	0.3	0.3	0.1	
6-9	0.0	0.0	0.0	0.0	0.0	
10+	0.0	0.0	0.0	0.3	0.1	
N of Valid	357	419	382	310	1468	
N of Miss	49	29	23	28	129	

Table 161: On how many occasions have you used methamphetamines (meth, speed, crank, crystal meth) in the past 30 days?


Response	6	8	10	12	Total	
0	99.4	99.8	100.0	100.0	99.8	
1-2	0.3	0.2	0.0	0.0	0.1	
3-5	0.0	0.0	0.0	0.0	0.0	
6-9	0.0	0.0	0.0	0.0	0.0	
10+	0.3	0.0	0.0	0.0	0.1	
N of Valid	356	419	382	308	1465	
N of Miss	50	29	23	30	132	

Table 162: On how many occasions have you used other chemical products (bath salts, plant food, etc.) in your lifetime?






Response	6	8	10	12	Total	
0	96.4	98.3	99.2	100.0	98.4	
1-2	2.2	1.2	0.3	0.0	1.0	
3-5	0.6	0.2	0.0	0.0	0.2	
6-9	0.0	0.2	0.0	0.0	0.1	
10+	0.8	0.0	0.5	0.0	0.3	
N of Valid	357	420	382	309	1468	
N of Miss	49	28	23	29	129	

Table 163: On how many occasions have you used other chemical products (bath salts, plant food, etc.) during the past 30 days?




Response	6	8	10	12	Total	
0	97.5	99.3	99.7	100.0	99.1	
1-2	1.7	0.7	0.3	0.0	0.7	
3-5	0.8	0.0	0.0	0.0	0.2	
6-9	0.0	0.0	0.0	0.0	0.0	
10+	0.0	0.0	0.0	0.0	0.0	
N of Valid	357	419	381	309	1466	
N of Miss	49	29	24	29	131	

Table 164: On how many occasions have you used heroin or other opiates in your lifetime?





Response	6	8	10	12	Total	
0	99.7	99.8	98.2	99.4	99.2	
1-2	0.3	0.2	1.3	0.0	0.5	
3-5	0.0	0.0	0.0	0.3	0.1	
6-9	0.0	0.0	0.0	0.0	0.0	
10+	0.0	0.0	0.5	0.3	0.2	
N of Valid	355	417	382	309	1463	
N of Miss	51	31	23	29	134	

Table 165: On how many occasions have you used heroin or other opiates during the past 30 days?


Response	6	8	10	12	Total	
0	99.4	99.8	99.2	99.7	99.5	
1-2	0.6	0.2	0.5	0.0	0.3	
3-5	0.0	0.0	0.0	0.0	0.0	
6-9	0.0	0.0	0.0	0.0	0.0	
10+	0.0	0.0	0.3	0.3	0.1	
N of Valid	355	409	382	305	1451	
N of Miss	51	39	23	33	146	

Table 166: On how many occasions have you used MDMA ('X', 'E', or ecstasy) in your lifetime?


Response	6	8	10	12	Total	
0	99.7	99.5	98.4	97.1	98.8	
1-2	0.3	0.5	1.0	1.6	0.8	
3-5	0.0	0.0	0.5	0.6	0.3	
6-9	0.0	0.0	0.0	0.0	0.0	
10+	0.0	0.0	0.0	0.6	0.1	
N of Valid	357	415	381	309	1462	
N of Miss	49	33	24	29	135	

Table 167: On how many occasions have you used MDMA ('X', 'E', or ecstasy) during the past 30 days?


Response	6	8	10	12	Total	
0	99.7	100.0	99.5	99.7	99.7	
1-2	0.3	0.0	0.5	0.3	0.3	
3-5	0.0	0.0	0.0	0.0	0.0	
6-9	0.0	0.0	0.0	0.0	0.0	
10+	0.0	0.0	0.0	0.0	0.0	
N of Valid	355	415	381	310	1461	
N of Miss	51	33	24	28	136	

Table 168: On how many occasions have you taken prescription drugs (such as Valium, Xanax, Ritalin, Adderall, OxyContin, Tramadol, or sleeping pills) not prescribed to you in your lifetime?






Response	6	8	10	12	Total	
0	95.2	93.3	89.2	84.5	90.9	
1-2	2.8	3.1	3.7	7.4	4.1	
3-5	0.3	1.2	2.9	3.5	1.9	
6-9	0.6	0.5	1.6	1.6	1.0	
10+	1.1	1.9	2.6	2.9	2.1	
N of Valid	357	419	381	310	1467	
N of Miss	49	29	24	28	130	

Table 169: On how many occasions have you taken prescription drugs (such as Valium, Xanax, Ritalin, Adderall, OxyContin, Tramadol, or sleeping pills) not prescribed to you during the past 30 days?






Response	6	8	10	12	Total	
0	97.7	96.6	93.5	94.8	95.7	
1-2	1.4	1.7	2.6	3.9	2.3	
3-5	0.6	0.7	2.1	0.3	1.0	
6-9	0.0	0.7	0.8	0.3	0.5	
10+	0.3	0.2	1.0	0.6	0.5	
N of Valid	354	416	382	310	1462	
N of Miss	52	32	23	28	135	

Table 170: On how many occasions have you taken non-prescription medicines such as diet pills (for example, Dietac, Dexatrim or Prolamine), stay-awake pills (for example No-Doz, Vivarin, or Wake), or cough or cold medicines (robos, DXM, etc.) to get high in your lifetime?






Response	6	8	10	12	Total	
0	98.0	97.4	95.8	95.1	96.7	
1-2	1.4	0.7	2.9	1.3	1.6	
3-5	0.3	0.2	0.8	1.6	0.7	
6-9	0.0	0.2	0.3	0.6	0.3	
10+	0.3	1.4	0.3	1.3	0.8	
N of Valid	357	419	380	309	1465	
N of Miss	49	29	25	29	132	



Table 171: On how many occasions have you taken non-prescription medicines such as diet pills (for example, Dietac, Dexatrim or Prolamine), stay-awake pills (for example No-Doz, Vivarin, or Wake), or cough or cold medicines (robos, DXM, etc.) to get high during the past 30 days?






Response	6	8	10	12	Total	
0	98.6	97.8	98.4	98.7	98.4	
1-2	0.8	1.2	1.6	0.6	1.1	
3-5	0.3	0.7	0.0	0.3	0.3	
6-9	0.0	0.2	0.0	0.0	0.1	
10+	0.3	0.0	0.0	0.3	0.1	
N of Valid	356	417	381	310	1464	
N of Miss	50	31	24	28	133	

Table 172: On how many occasions have you been drunk or very high from drinking alcoholic beverages during the past 30 days?






Response	6	8	10	12	Total	
0	98.9	95.7	86.6	81.9	91.2	
1-2	0.0	2.6	8.2	11.0	5.2	
3-5	0.6	1.0	2.6	3.6	1.8	
6-9	0.3	0.5	1.1	2.3	1.0	
10+	0.3	0.2	1.6	1.3	0.8	
N of Valid	358	418	380	309	1465	
N of Miss	48	30	25	29	132	

Table 173: On how many occasions have you drunk flavored alcoholic beverages, sometimes called 'alcopops' (like Mike's Hard Lemonade, Smirnoff Ice, Bacardi Breezers, etc.) in your lifetime?






Response	6	8	10	12	Total	
0	94.4	88.3	72.3	67.4	81.2	
1-2	3.7	5.7	9.7	6.8	6.5	
3-5	1.1	3.6	8.6	7.4	5.1	
6-9	0.0	1.0	2.6	6.1	2.2	
10+	0.8	1.4	6.8	12.3	5.0	
N of Valid	356	419	382	310	1467	
N of Miss	50	29	23	28	130	

Table 174: On how many occasions have you drunk flavored alcoholic beverages, sometimes called 'alcopops' (like Mike's Hard Lemonade, Smirnoff Ice, Bacardi Breezers, etc.) during the past 30 days?






Response	6	8	10	12	Total	
0	97.7	94.5	86.1	85.1	91.1	
1-2	1.1	3.8	9.4	10.0	6.0	
3-5	0.8	1.2	2.4	3.2	1.8	
6-9	0.0	0.2	0.5	0.6	0.3	
10+	0.3	0.2	1.6	1.0	0.8	
N of Valid	354	417	381	309	1461	
N of Miss	52	31	24	29	136	

Table 175: If you smoked cigarettes (not just a puff or drag) in the past year, how did you usually get them?













Response	6	8	10	12	Total	
I did not smoke cigarettes in the past year	94.8	90.4	84.8	78.7	87.6	
I bought them myself with a fake ID	0.3	0.0	0.0	0.0	0.1	
I bought them myself without a fake ID	0.3	0.0	0.0	1.7	0.4	
I got them from someone I know age 18 or older	1.1	2.5	5.9	12.0	5.0	
I got them from someone I know under age 18	0.0	1.5	2.9	1.3	1.5	
I got them from my brother or sister	0.0	0.5	0.0	1.0	0.3	
I got them from home with my parents' permission	0.0	0.0	0.8	0.0	0.2	
I got them from home without my parents' permission	0.6	1.7	2.1	0.0	1.2	
I got them from another relative	0.3	0.5	0.8	1.0	0.6	
A stranger bought them for me	0.6	0.7	1.3	0.0	0.7	
I took them from a store or shop	0.6	0.0	0.0	0.0	0.1	
Other	1.4	2.2	1.3	4.3	2.2	
N of Valid	349	407	376	300	1432	
N of Miss	57	41	29	38	165	

Table 176: If you used e-cigarettes, e-cigars, or e-hookahs (not just a puff or drag) in the past year, how did you usually get them? - I did not use e-cigarettes, e-cigars, or e-hookahs in the past year



Response	6	8	10	12	Total	
No	4.2	11.3	16.5	22.4	13.3	
Yes	95.8	88.7	83.5	77.6	86.7	
N of Valid	337	406	370	303	1416	
N of Miss	0	0	0	0	0	

Table 177: If you used e-cigarettes, e-cigars, or e-hookahs (not just a puff or drag) in the past year, how did you usually get them? - I bought them in a store such as a convenience store, supermarket, discount store, or gas station



Response	6	8	10	12	Total	
No	99.7	99.5	98.1	96.4	98.5	
Yes	0.3	0.5	1.9	3.6	1.5	
N of Valid	337	406	370	303	1416	
N of Miss	0	0	0	0	0	

Table 178: If you used e-cigarettes, e-cigars, or e-hookahs (not just a puff or drag) in the past year, how did you usually get them? - I got them on the Internet



Response	6	8	10	12	Total	
No	100.0	98.5	97.8	99.0	98.8	
Yes	0.0	1.5	2.2	1.0	1.2	
N of Valid	337	406	370	303	1416	
N of Miss	0	0	0	0	0	

Table 179: If you used e-cigarettes, e-cigars, or e-hookahs (not just a puff or drag) in the past year, how did you usually get them? - I got them at a store that sells electronic cigarettes, such as a "vape shop"



Response	6	8	10	12	Total	
No	99.4	98.5	98.6	96.0	98.2	
Yes	0.6	1.5	1.4	4.0	1.8	
N of Valid	337	406	370	303	1416	
N of Miss	0	0	0	0	0	

Table 180: If you used e-cigarettes, e-cigars, or e-hookahs (not just a puff or drag) in the past year, how did you usually get them? - I got them from a family member



Response	6	8	10	12	Total	
No	98.8	97.0	95.4	95.4	96.7	
Yes	1.2	3.0	4.6	4.6	3.3	
N of Valid	337	406	370	303	1416	
N of Miss	0	0	0	0	0	

Table 181: If you used e-cigarettes, e-cigars, or e-hookahs (not just a puff or drag) in the past year, how did you usually get them? - I got them from a friend



Response	6	8	10	12	Total	
No	98.2	94.3	90.5	89.4	93.2	
Yes	1.8	5.7	9.5	10.6	6.8	
N of Valid	337	406	370	303	1416	
N of Miss	0	0	0	0	0	

Table 182: If you used e-cigarettes, e-cigars, or e-hookahs (not just a puff or drag) in the past year, how did you usually get them? - A stranger got them for me



Response	6	8	10	12	Total	
No	100.0	99.0	99.5	100.0	99.6	
Yes	0.0	1.0	0.5	0.0	0.4	
N of Valid	337	406	370	303	1416	
N of Miss	0	0	0	0	0	

Table 183: If you used e-cigarettes, e-cigars, or e-hookahs (not just a puff or drag) in the past year, how did you usually get them? - I took them from a store or shop



Response	6	8	10	12	Total	
No	99.4	99.0	99.7	100.0	99.5	
Yes	0.6	1.0	0.3	0.0	0.5	
N of Valid	337	406	370	303	1416	
N of Miss	0	0	0	0	0	

Table 184: If you used e-cigarettes, e-cigars, or e-hookahs (not just a puff or drag) in the past year, how did you usually get them? - I got them some other way



Response	6	8	10	12	Total	
No	98.2	97.8	96.2	97.4	97.4	
Yes	1.8	2.2	3.8	2.6	2.6	
N of Valid	337	406	370	303	1416	
N of Miss	0	0	0	0	0	

Table 185: If you used marijuana (grass, pot) (not just a puff or drag) in the past year, how did you usually get it? - I did not use marijuana (grass, pot) in the past year



Response	6	8	10	12	Total	
No	3.2	10.0	25.9	29.6	16.7	
Yes	96.8	90.0	74.1	70.4	83.3	
N of Valid	343	400	370	301	1414	
N of Miss	0	0	0	0	0	

Table 186: If you used marijuana (grass, pot) (not just a puff or drag) in the past year, how did you usually get it? - I bought it myself



Response	6	8	10	12	Total	
No	99.1	96.5	88.4	85.0	92.6	
Yes	0.9	3.5	11.6	15.0	7.4	
N of Valid	343	400	370	301	1414	
N of Miss	0	0	0	0	0	

Table 187: If you used marijuana (grass, pot) (not just a puff or drag) in the past year, how did you usually get it? - I got it from someone at school



Response	6	8	10	12	Total	
No	99.4	98.2	95.1	94.0	96.8	
Yes	0.6	1.8	4.9	6.0	3.2	
N of Valid	343	400	370	301	1414	
N of Miss	0	0	0	0	0	

Table 188: If you used marijuana (grass, pot) (not just a puff or drag) in the past year, how did you usually get it? - I got it from someone with a medical marijuana card



Response	6	8	10	12	Total	
No	99.1	100.0	98.9	100.0	99.5	
Yes	0.9	0.0	1.1	0.0	0.5	
N of Valid	343	400	370	301	1414	
N of Miss	0	0	0	0	0	

Table 189: If you used marijuana (grass, pot) (not just a puff or drag) in the past year, how did you usually get it? - I got it from my brother or sister



Response	6	8	10	12	Total	
No	100.0	97.8	97.0	97.0	97.9	
Yes	0.0	2.2	3.0	3.0	2.1	
N of Valid	343	400	370	301	1414	
N of Miss	0	0	0	0	0	

Table 190: If you used marijuana (grass, pot) (not just a puff or drag) in the past year, how did you usually get it? - I got it from another relative



Response	6	8	10	12	Total	
No	100.0	98.2	94.9	98.3	97.8	
Yes	0.0	1.8	5.1	1.7	2.2	
N of Valid	343	400	370	301	1414	
N of Miss	0	0	0	0	0	

Table 191: If you used marijuana (grass, pot) (not just a puff or drag) in the past year, how did you usually get it? - Other



Response	6	8	10	12	Total	
No	97.7	95.5	89.2	89.0	93.0	
Yes	2.3	4.5	10.8	11.0	7.0	
N of Valid	343	400	370	301	1414	
N of Miss	0	0	0	0	0	

Table 192: If you drank alcohol (not just a sip or taste) in the past year, how did you usually get it?













Response	6	8	10	12	Total	
I did not drink alcohol in the past year	91.2	84.3	63.0	51.5	73.4	
I bought it myself with a fake ID	0.0	0.0	0.8	1.0	0.4	
I bought it myself without a fake ID	0.0	0.0	0.5	0.7	0.3	
I got it from someone I know age 21 or older	1.8	3.4	13.1	19.3	8.9	
I got it from someone I know under age 21	0.3	1.5	5.4	8.6	3.7	
I got it from my brother or sister	0.3	0.5	0.8	1.0	0.6	
I got it from home with my parents' permission	1.8	2.5	4.8	8.6	4.2	
I got it from home without my parents' permission	1.2	3.4	2.9	1.7	2.4	
I got it from another relative	1.2	0.7	2.4	2.7	1.7	
A stranger bought it for me	0.0	0.2	0.3	0.7	0.3	
I took it from a store or shop	0.3	0.2	0.0	0.0	0.1	
Other	2.1	3.2	5.9	4.3	3.9	
N of Valid	341	407	373	301	1422	
N of Miss	65	41	32	37	175	

Table 193: If you used prescription drugs or over the counter drugs without a doctor telling you to use it or for the purpose of getting high, where did you get these drugs? - Did not use



Response	6	8	10	12	Total	
No	2.1	3.0	7.8	9.0	5.3	
Yes	97.9	97.0	92.2	91.0	94.7	
N of Valid	341	404	372	301	1418	
N of Miss	0	0	0	0	0	

Table 194: If you used prescription drugs or over the counter drugs without a doctor telling you to use it or for the purpose of getting high, where did you get these drugs? -  
Bought or took from store or shop



Response	6	8	10	12	Total	
No	99.1	99.3	98.9	99.0	99.1	
Yes	0.9	0.7	1.1	1.0	0.9	
N of Valid	341	404	372	301	1418	
N of Miss	0	0	0	0	0	

Table 195: If you used prescription drugs or over the counter drugs without a doctor telling you to use it or for the purpose of getting high, where did you get these drugs? -  
Got from parents with permission



Response	6	8	10	12	Total	
No	99.7	99.0	98.9	99.3	99.2	
Yes	0.3	1.0	1.1	0.7	0.8	
N of Valid	341	404	372	301	1418	
N of Miss	0	0	0	0	0	

Table 196: If you used prescription drugs or over the counter drugs without a doctor telling you to use it or for the purpose of getting high, where did you get these drugs? -  
Got from home without permission



Response	6	8	10	12	Total	
No	100.0	98.5	97.8	97.7	98.5	
Yes	0.0	1.5	2.2	2.3	1.5	
N of Valid	341	404	372	301	1418	
N of Miss	0	0	0	0	0	

Table 197: If you used prescription drugs or over the counter drugs without a doctor telling you to use it or for the purpose of getting high, where did you get these drugs? -  
Got from relative with permission



Response	6	8	10	12	Total	
No	100.0	99.5	98.4	99.3	99.3	
Yes	0.0	0.5	1.6	0.7	0.7	
N of Valid	341	404	372	301	1418	
N of Miss	0	0	0	0	0	



Table 198: If you used prescription drugs or over the counter drugs without a doctor telling you to use it or for the purpose of getting high, where did you get these drugs? -  
Got from relative without permission



Response	6	8	10	12	Total	
No	100.0	99.0	99.2	99.0	99.3	
Yes	0.0	1.0	0.8	1.0	0.7	
N of Valid	341	404	372	301	1418	
N of Miss	0	0	0	0	0	

Table 199: If you used prescription drugs or over the counter drugs without a doctor telling you to use it or for the purpose of getting high, where did you get these drugs? -  
Got from friend's home with permission



Response	6	8	10	12	Total	
No	99.7	99.0	98.4	98.3	98.9	
Yes	0.3	1.0	1.6	1.7	1.1	
N of Valid	341	404	372	301	1418	
N of Miss	0	0	0	0	0	

Table 200: If you used prescription drugs or over the counter drugs without a doctor telling you to use it or for the purpose of getting high, where did you get these drugs? -  
Got from friend's home without permission



Response	6	8	10	12	Total	
No	100.0	98.8	99.5	99.3	99.4	
Yes	0.0	1.2	0.5	0.7	0.6	
N of Valid	341	404	372	301	1418	
N of Miss	0	0	0	0	0	

Table 201: If you used prescription drugs or over the counter drugs without a doctor telling you to use it or for the purpose of getting high, where did you get these drugs? -  
Got from friend at school



Response	6	8	10	12	Total	
No	100.0	99.0	97.3	98.7	98.7	
Yes	0.0	1.0	2.7	1.3	1.3	
N of Valid	341	404	372	301	1418	
N of Miss	0	0	0	0	0	

Table 202: If you used prescription drugs or over the counter drugs without a doctor telling you to use it or for the purpose of getting high, where did you get these drugs? -  
Got from friend at party



Response	6	8	10	12	Total	
No	99.7	98.8	98.1	99.0	98.9	
Yes	0.3	1.2	1.9	1.0	1.1	
N of Valid	341	404	372	301	1418	
N of Miss	0	0	0	0	0	

Table 203: If you used prescription drugs or over the counter drugs without a doctor telling you to use it or for the purpose of getting high, where did you get these drugs? -  
Got from friend, elsewhere



Response	6	8	10	12	Total	
No	100.0	98.0	96.8	96.3	97.8	
Yes	0.0	2.0	3.2	3.7	2.2	
N of Valid	341	404	372	301	1418	
N of Miss	0	0	0	0	0	

Table 204: If you used prescription drugs or over the counter drugs without a doctor telling you to use it or for the purpose of getting high, where did you get these drugs? -  
Got from internet sale



Response	6	8	10	12	Total	
No	99.4	99.5	99.2	99.3	99.4	
Yes	0.6	0.5	0.8	0.7	0.6	
N of Valid	341	404	372	301	1418	
N of Miss	0	0	0	0	0	

Table 205: During the last month, about how many marijuana cigarettes, or the equivalent, did you smoke a day, on the average?


Response	6	8	10	12	Total	
None	97.4	93.5	86.6	83.4	90.6	
Less than 1 a day	0.9	2.7	5.1	7.8	3.9	
1 a day	0.6	1.2	1.6	2.4	1.4	
2-3 a day	0.6	1.7	2.7	3.7	2.1	
4-6 a day	0.3	0.0	1.6	1.7	0.8	
7-10 a day	0.0	0.2	0.8	0.3	0.4	
11 or more a day	0.3	0.5	1.6	0.7	0.8	
N of Valid	346	403	373	296	1418	
N of Miss	60	45	32	42	179	

Table 206: How wrong do your friends feel it would be for YOU to: have one or two drinks of an alcoholic beverage nearly every day?


Response	6	8	10	12	Total	
Very wrong	76.2	62.8	46.0	42.8	57.4	
Wrong	14.3	20.2	24.7	22.9	20.5	
A little bit wrong	5.7	10.0	16.5	18.3	12.4	
Not at all wrong	3.7	7.1	12.8	16.0	9.6	
N of Valid	349	411	376	306	1442	
N of Miss	57	37	29	32	155	

Table 207: How wrong do your friends feel it would be for YOU to: smoke tobacco?


Response	6	8	10	12	Total	
Very wrong	84.1	68.9	55.1	51.6	65.2	
Wrong	10.9	17.8	23.4	21.6	18.4	
A little bit wrong	2.9	6.8	13.0	11.8	8.6	
Not at all wrong	2.1	6.6	8.5	15.0	7.8	
N of Valid	340	411	376	306	1433	
N of Miss	66	37	29	32	164	

Table 208: How wrong do your friends feel it would be for YOU to: smoke marijuana?


Response	6	8	10	12	Total	
Very wrong	85.3	68.6	49.2	36.9	60.7	
Wrong	9.4	12.0	15.2	16.3	13.2	
A little bit wrong	3.8	8.6	15.2	17.3	11.1	
Not at all wrong	1.5	10.8	20.5	29.4	15.1	
N of Valid	339	408	376	306	1429	
N of Miss	67	40	29	32	168	

Table 209: How wrong do your friends feel it would be for YOU to: use prescription drugs not prescribed to you?


Response	6	8	10	12	Total	
Very wrong	85.3	76.2	68.1	68.0	74.5	
Wrong	9.4	14.0	18.4	19.0	15.1	
A little bit wrong	2.7	4.2	8.2	6.5	5.4	
Not at all wrong	2.7	5.6	5.3	6.5	5.0	
N of Valid	339	408	376	306	1429	
N of Miss	67	40	29	32	168	

Table 210: How wrong would most adults (over 21) in your neighborhood think it is for kids your age: to use marijuana?


Response	6	8	10	12	Total	
Very wrong	89.3	75.9	61.6	62.5	72.5	
Wrong	6.2	11.7	18.1	16.3	13.1	
A little bit wrong	3.0	6.6	11.1	10.1	7.7	
Not at all wrong	1.5	5.9	9.2	11.1	6.8	
N of Valid	337	410	370	307	1424	
N of Miss	69	38	35	31	173	

Table 211: How wrong would most adults (over 21) in your neighborhood think it is for kids your age: to drink alcohol?





Response	6	8	10	12	Total	
Very wrong	80.9	70.9	55.5	52.3	65.2	
Wrong	9.9	13.8	24.0	21.9	17.3	
A little bit wrong	6.3	8.6	13.5	15.4	10.8	
Not at all wrong	3.0	6.7	7.0	10.5	6.7	
N of Valid	335	406	371	306	1418	
N of Miss	71	42	34	32	179	

Table 212: How wrong would most adults (over 21) in your neighborhood think it is for kids your age: to smoke cigarettes?





Response	6	8	10	12	Total	
Very wrong	84.8	74.6	65.3	59.9	71.4	
Wrong	9.0	11.8	22.0	20.5	15.7	
A little bit wrong	4.2	7.6	6.8	9.8	7.1	
Not at all wrong	2.1	5.9	6.0	9.8	5.9	
N of Valid	335	406	369	307	1417	
N of Miss	71	42	36	31	180	

Table 213: How much do each of the following statements describe your neighborhood? crime and/or drug selling





Response	6	8	10	12	Total	
NO!	80.1	75.9	62.1	68.1	71.6	
no	10.5	12.9	22.5	18.4	16.0	
yes	6.0	7.3	9.5	11.2	8.4	
YES!	3.3	3.9	6.0	2.3	4.0	
N of Valid	332	411	369	304	1416	
N of Miss	74	37	36	34	181	

Table 214: How much do each of the following statements describe your neighborhood? fights





Response	6	8	10	12	Total	
NO!	70.9	71.1	62.1	69.8	68.4	
no	10.9	13.2	23.6	21.6	17.2	
yes	11.2	10.8	9.2	5.9	9.4	
YES!	7.0	4.9	5.1	2.6	5.0	
N of Valid	330	408	369	305	1412	
N of Miss	76	40	36	33	185	

Table 215: How much do each of the following statements describe your neighborhood? lots of empty or abandoned buildings





Response	6	8	10	12	Total	
NO!	75.1	76.0	65.0	72.7	72.2	
no	15.8	16.4	21.4	19.4	18.2	
yes	5.5	4.9	9.8	5.6	6.5	
YES!	3.6	2.7	3.8	2.3	3.1	
N of Valid	329	408	369	304	1410	
N of Miss	77	40	36	34	187	

Table 216: How much do each of the following statements describe your neighborhood? lots of graffiti





Response	6	8	10	12	Total	
NO!	80.4	84.3	71.7	78.5	78.9	
no	13.8	12.7	22.3	19.1	16.9	
yes	3.4	2.5	3.3	1.3	2.6	
YES!	2.4	0.5	2.7	1.0	1.6	
N of Valid	327	408	368	303	1406	
N of Miss	79	40	37	35	191	

Table 217: I feel safe in my neighborhood.

Response	6	8	10	12	Total
NO!	10.7	4.4	6.8	5.2	6.7
no	9.0	7.4	7.1	7.2	7.6
yes	31.0	36.5	39.1	39.2	36.5
YES!	49.3	51.7	47.0	48.4	49.2
N of Valid	335	406	368	306	1415
N of Miss	71	42	37	32	182

Table 218: If a kid smoked marijuana in your neighborhood would he or she be caught by the police?

Response	6	8	10	12	Total
NO!	27.5	29.3	28.4	37.0	30.3
no	22.8	28.3	44.6	41.3	34.0
yes	22.2	24.6	15.7	12.2	19.1
YES!	27.5	17.7	11.4	9.6	16.7
N of Valid	338	406	370	303	1417
N of Miss	68	42	35	35	180

Table 219: If a kid drank some beer, wine or hard liquor (for example, vodka, whiskey, or gin) in your neighborhood would he or she be caught by the police?

Response	6	8	10	12	Total
NO!	29.7	32.8	32.0	41.5	33.7
no	25.5	32.3	45.3	40.9	35.9
yes	21.7	21.3	13.0	11.3	17.1
YES!	23.1	13.6	9.8	6.3	13.3
N of Valid	337	403	369	301	1410
N of Miss	69	45	36	37	187

Table 220: If a kid carried a handgun in your neighborhood would he or she be caught by the police?





Response	6	8	10	12	Total	
NO!	25.9	27.7	27.8	34.3	28.7	
no	16.7	24.8	38.1	34.7	28.5	
yes	18.5	25.2	18.9	16.5	20.1	
YES!	39.0	22.3	15.1	14.5	22.7	
N of Valid	336	404	370	303	1413	
N of Miss	70	44	35	35	184	

Table 221: If you wanted to get some cigarettes, how easy would it be for you to get some?





Response	6	8	10	12	Total	
Very hard	79.7	59.9	36.4	28.5	51.6	
Sort of hard	8.5	11.8	14.2	12.5	11.8	
Sort of easy	6.7	16.5	22.7	17.0	15.9	
Very easy	5.2	11.8	26.6	42.0	20.6	
N of Valid	330	406	365	305	1406	
N of Miss	76	42	40	33	191	

Table 222: If you wanted to get some beer, wine or hard liquor (for example, vodka, whiskey, or gin), how easy would it be for you to get some?





Response	6	8	10	12	Total	
Very hard	73.0	58.1	30.4	26.3	47.5	
Sort of hard	11.8	13.2	17.3	12.8	13.9	
Sort of easy	6.7	15.0	22.7	24.3	17.1	
Very easy	8.5	13.7	29.6	36.5	21.6	
N of Valid	330	401	365	304	1400	
N of Miss	76	47	40	34	197	



Table 223: If you wanted to get a drug like cocaine, LSD, or amphetamines, how easy would it be for you to get some?





Response	6	8	10	12	Total	
Very hard	90.9	83.8	69.3	66.2	77.9	
Sort of hard	3.6	8.0	14.8	19.1	11.1	
Sort of easy	2.1	4.0	6.0	7.4	4.8	
Very easy	3.3	4.2	9.9	7.4	6.2	
N of Valid	329	401	365	299	1394	
N of Miss	77	47	40	39	203	

Table 224: If you wanted to get a handgun, how easy would it be for you to get one?





Response	6	8	10	12	Total	
Very hard	72.6	65.8	45.8	49.8	58.7	
Sort of hard	12.5	11.9	17.3	14.6	14.0	
Sort of easy	8.5	9.2	12.9	16.6	11.6	
Very easy	6.4	13.1	24.1	18.9	15.7	
N of Valid	328	404	365	301	1398	
N of Miss	78	44	40	37	199	

Table 225: If you wanted to get some marijuana, how easy would it be for you to get some?





Response	6	8	10	12	Total	
Very hard	88.7	70.0	41.3	32.6	58.8	
Sort of hard	4.0	6.9	12.8	10.0	8.4	
Sort of easy	3.7	9.4	14.8	15.6	10.8	
Very easy	3.7	13.6	31.1	41.9	22.0	
N of Valid	328	403	366	301	1398	
N of Miss	78	45	39	37	199	

Table 226: If you wanted to get prescription drugs for the purpose of getting high, how easy would it be for you to get some?





Response	6	8	10	12	Total	
Very hard	86.9	73.2	49.0	45.5	64.1	
Sort of hard	7.0	8.8	16.4	14.6	11.6	
Sort of easy	2.8	8.0	12.6	17.3	10.0	
Very easy	3.4	10.0	21.9	22.6	14.3	
N of Valid	327	400	365	301	1393	
N of Miss	79	48	40	37	204	

Table 227: If you wanted to get synthetic marijuana such as K2 or chemical products such as bath salts to get high, how easy would it be for you to get some?





Response	6	8	10	12	Total	
Very hard	90.2	81.1	63.6	60.1	74.1	
Sort of hard	4.9	8.5	16.4	18.2	11.8	
Sort of easy	1.8	3.5	7.4	10.6	5.7	
Very easy	3.0	7.0	12.6	11.2	8.4	
N of Valid	328	402	365	303	1398	
N of Miss	78	46	40	35	199	

Table 228: If you wanted to get steroids to use or to enhance athletic performance, how easy would it be for you to get some?





Response	6	8	10	12	Total	
Very hard	87.5	82.0	62.2	64.2	74.3	
Sort of hard	6.4	8.2	18.4	18.5	12.7	
Sort of easy	2.1	3.2	8.2	8.6	5.4	
Very easy	4.0	6.5	11.2	8.6	7.6	
N of Valid	328	401	365	302	1396	
N of Miss	78	47	40	36	201	

Table 229: If you wanted to get e-cigarettes, e-cigars, or e-hookahs, how easy would it be for you to get some?





Response	6	8	10	12	Total	
Very hard	84.5	70.9	44.8	40.3	60.7	
Sort of hard	6.4	8.2	14.5	10.3	9.9	
Sort of easy	2.7	9.7	15.0	17.3	11.1	
Very easy	6.4	11.2	25.7	32.0	18.3	
N of Valid	328	402	366	300	1396	
N of Miss	78	46	39	38	201	

Table 230: During the past 12 months, have you participated in any alcohol prevention programs or seen any alcohol prevention messages in your school or community? Yes, a school-based program focused on preventing underage drinking and/or drinking and driving.



Response	6	8	10	12	Total	
No	61.2	56.0	72.0	77.0	66.0	
Yes	38.8	44.0	28.0	23.0	34.0	
N of Valid	327	400	361	305	1393	
N of Miss	0	0	0	0	0	

Table 231: During the past 12 months, have you participated in any alcohol prevention programs or seen any alcohol prevention messages in your school or community? Yes, a community-based program focused on preventing underage drinking and/or drinking and driving (for example, through your church or temple or through youth groups like Boys and Girls Club or 4-H).



Response	6	8	10	12	Total	
No	79.8	88.0	90.6	94.4	88.2	
Yes	20.2	12.0	9.4	5.6	11.8	
N of Valid	327	400	361	305	1393	
N of Miss	0	0	0	0	0	

Table 232: During the past 12 months, have you participated in any alcohol prevention programs or seen any alcohol prevention messages in your school or community? Yes, a media campaign addressing underage drinking and/or drinking and driving (for example, newspaper ads, posters, pamphlets, radio, TV).



Response	6	8	10	12	Total	
No	86.5	89.0	88.1	90.5	88.5	
Yes	13.5	11.0	11.9	9.5	11.5	
N of Valid	327	400	361	305	1393	
N of Miss	0	0	0	0	0	

Table 233: During the past 12 months, have you participated in any alcohol prevention programs or seen any alcohol prevention messages in your school or community? No



Response	6	8	10	12	Total	
No	48.0	48.8	36.8	28.5	41.1	
Yes	52.0	51.2	63.2	71.5	58.9	
N of Valid	327	400	361	305	1393	
N of Miss	0	0	0	0	0	

Table 234: How wrong do your parents feel it would be for YOU to: have one or two drinks of an alcoholic beverage nearly every day?





Response	6	8	10	12	Total	
Very wrong	90.7	88.0	77.3	71.4	82.3	
Wrong	6.0	7.5	14.3	17.1	11.0	
A little bit wrong	1.2	2.7	5.9	6.6	4.0	
Not at all wrong	2.1	1.7	2.5	4.9	2.7	
N of Valid	334	401	357	304	1396	
N of Miss	72	47	48	34	201	

Table 235: How wrong do your parents feel it would be for YOU to: smoke tobacco?





Response	6	8	10	12	Total	
Very wrong	93.4	91.3	84.3	77.3	87.0	
Wrong	5.4	5.5	10.1	13.8	8.5	
A little bit wrong	0.3	2.0	3.6	4.6	2.6	
Not at all wrong	0.9	1.2	2.0	4.3	2.0	
N of Valid	333	401	357	304	1395	
N of Miss	73	47	48	34	202	

Table 236: How wrong do your parents feel it would be for YOU to: smoke marijuana?


Response	6	8	10	12	Total	
Very wrong	94.9	88.6	78.7	74.7	84.5	
Wrong	3.3	5.2	10.1	13.8	7.9	
A little bit wrong	0.6	3.0	5.6	5.6	3.7	
Not at all wrong	1.2	3.2	5.6	5.9	3.9	
N of Valid	333	402	356	304	1395	
N of Miss	73	46	49	34	202	

Table 237: How wrong do your parents feel it would be for YOU to: use prescription drugs not prescribed to you?


Response	6	8	10	12	Total	
Very wrong	93.3	91.0	86.5	87.1	89.5	
Wrong	4.8	5.3	9.0	8.6	6.8	
A little bit wrong	0.6	1.3	2.8	2.0	1.7	
Not at all wrong	1.2	2.5	1.7	2.3	1.9	
N of Valid	330	399	356	302	1387	
N of Miss	76	49	49	36	210	

Table 238: How wrong do your parents feel it would be for YOU to: steal something?


Response	6	8	10	12	Total	
Very wrong	88.2	86.3	85.4	85.8	86.4	
Wrong	10.0	11.5	10.6	10.9	10.8	
A little bit wrong	1.2	0.7	2.8	3.0	1.9	
Not at all wrong	0.6	1.5	1.1	0.3	0.9	
N of Valid	331	401	357	303	1392	
N of Miss	75	47	48	35	205	

Table 239: How wrong do your parents feel it would be for YOU to: draw graffiti, write things, or draw pictures on buildings or other property (without the owner's permission)?





Response	6	8	10	12	Total	
Very wrong	86.8	86.3	81.5	83.9	84.7	
Wrong	8.1	9.0	12.0	11.8	10.2	
A little bit wrong	3.0	2.7	4.5	3.0	3.3	
Not at all wrong	2.1	2.0	2.0	1.3	1.9	
N of Valid	334	402	357	304	1397	
N of Miss	72	46	48	34	200	

Table 240: How wrong do your parents feel it would be for YOU to: pick a fight with someone?





Response	6	8	10	12	Total	
Very wrong	69.7	73.8	68.3	71.0	70.8	
Wrong	19.1	14.7	19.1	15.2	17.0	
A little bit wrong	8.5	8.0	7.9	11.6	8.8	
Not at all wrong	2.7	3.5	4.8	2.3	3.4	
N of Valid	330	401	356	303	1390	
N of Miss	76	47	49	35	207	

Table 241: During the past 12 months, have you talked with at least one of your parents about the dangers of underage drinking and/or drinking and driving? By parents, we mean either your biological parents, adoptive parents, stepparents, or adult guardians - whether or not they live with you.



Response	6	8	10	12	Total	
No	49.4	52.3	55.9	63.0	54.9	
Yes	50.6	47.7	44.1	37.0	45.1	
N of Valid	320	375	345	292	1332	
N of Miss	86	73	60	46	265	

Table 242: The rules in my family are clear.

Response	6	8	10	12	Total	
NO!	7.5	8.3	4.5	9.9	7.5	
no	3.9	7.8	6.5	5.9	6.1	
yes	25.8	25.5	34.8	32.0	29.4	
YES!	62.8	58.3	54.1	52.1	57.0	
N of Valid	333	396	353	303	1385	
N of Miss	73	52	52	35	212	

Table 243: People in my family have serious arguments about the same things, and often insult or yell at each other.

Response	6	8	10	12	Total	
NO!	41.1	41.0	27.3	35.1	36.2	
no	28.8	33.1	36.4	38.7	34.2	
yes	16.0	14.8	23.3	16.2	17.6	
YES!	14.1	11.2	13.1	9.9	12.1	
N of Valid	326	393	352	302	1373	
N of Miss	80	55	53	36	224	

Table 244: When I am not at home, one of my parents knows where I am and who I am with.

Response	6	8	10	12	Total	
NO!	6.7	9.3	5.1	8.6	7.5	
no	3.6	4.8	6.3	7.0	5.4	
yes	21.0	25.7	35.1	37.4	29.5	
YES!	68.7	60.2	53.4	47.0	57.6	
N of Valid	329	397	350	302	1378	
N of Miss	77	51	55	36	219	

Table 245: My family has clear rules about alcohol and drug use.

Response	6	8	10	12	Total
NO!	8.0	9.2	5.7	10.3	8.2
no	5.5	9.7	11.7	12.6	9.9
yes	14.4	20.7	33.3	33.9	25.3
YES!	72.1	60.5	49.3	43.2	56.6
N of Valid	326	392	351	301	1370
N of Miss	80	56	54	37	227

Table 246: If you skipped school would you be caught by your parents?

Response	6	8	10	12	Total
NO!	8.0	11.2	8.5	14.2	10.4
no	3.7	13.3	13.4	15.6	11.5
yes	19.4	18.6	31.6	28.8	24.4
YES!	68.9	56.9	46.4	41.4	53.6
N of Valid	325	392	351	302	1370
N of Miss	81	56	54	36	227

Table 247: My parents ask if I've gotten my homework done.

Response	6	8	10	12	Total
NO!	7.9	9.9	8.8	15.5	10.4
no	6.1	7.1	15.3	20.8	12.0
yes	21.9	28.8	31.8	32.7	28.8
YES!	64.1	54.2	44.0	31.0	48.9
N of Valid	329	393	352	303	1377
N of Miss	77	55	53	35	220



Table 248: Would your parents know if you did not come home on time?

Response	6	8	10	12	Total	
NO!	8.2	9.4	6.6	11.6	8.9	
no	6.1	8.6	8.3	10.3	8.3	
yes	19.2	20.8	31.1	33.1	25.7	
YES!	66.5	61.2	54.1	45.0	57.1	
N of Valid	328	394	351	302	1375	
N of Miss	78	54	54	36	222	

Table 249: Do you know how to properly dispose of leftover prescription drugs?

Response	6	8	10	12	Total	
No	77.2	69.2	62.6	63.7	68.1	
Yes	22.8	30.8	37.4	36.3	31.9	
N of Valid	316	386	348	300	1350	
N of Miss	90	62	57	38	247	

Table 250: Have any of your brothers or sisters ever: drunk beer, wine or hard liquor (for example, vodka, whiskey or gin)?

Response	6	8	10	12	Total	
No	72.6	64.4	52.8	40.8	58.2	
Yes	22.2	31.1	42.1	54.9	37.0	
I don't have any brothers or sisters	5.2	4.5	5.1	4.3	4.8	
N of Valid	329	396	356	304	1385	
N of Miss	77	52	49	34	212	

Table 251: Have any of your brothers or sisters ever: smoked marijuana?

Response	6	8	10	12	Total	
No	88.1	79.8	68.3	54.5	73.2	
Yes	6.7	16.2	26.7	41.3	22.1	
I don't have any brothers or sisters	5.2	4.0	5.1	4.3	4.6	
N of Valid	327	396	356	303	1382	
N of Miss	79	52	49	35	215	

Table 252: Have any of your brothers or sisters ever: smoked cigarettes?




Response	6	8	10	12	Total	
No	80.5	72.3	67.6	59.1	70.2	
Yes	14.3	23.7	27.6	36.5	25.3	
I don't have any brothers or sisters	5.2	4.0	4.8	4.3	4.6	
N of Valid	329	397	355	301	1382	
N of Miss	77	51	50	37	215	

Table 253: Have any of your brothers or sisters ever: taken a handgun to school?




Response	6	8	10	12	Total	
No	94.3	93.9	94.1	92.7	93.8	
Yes	0.6	2.0	0.8	3.0	1.6	
I don't have any brothers or sisters	5.1	4.0	5.1	4.3	4.6	
N of Valid	331	396	355	301	1383	
N of Miss	75	52	50	37	214	

Table 254: Have any of your brothers or sisters ever: been suspended or expelled from school?




Response	6	8	10	12	Total	
No	73.3	69.0	65.1	67.0	68.6	
Yes	21.5	27.0	29.9	28.7	26.8	
I don't have any brothers or sisters	5.2	4.0	5.1	4.3	4.6	
N of Valid	330	397	355	303	1385	
N of Miss	76	51	50	35	212	

Table 255: Have any of your brothers or sisters ever: used e-cigarettes, e-cigars or e-hookahs (vaping)?




Response	6	8	10	12	Total	
No	85.2	78.0	74.2	67.0	76.3	
Yes	9.7	17.9	21.1	28.4	19.0	
I don't have any brothers or sisters	5.1	4.0	4.8	4.6	4.6	
N of Valid	331	396	356	303	1386	
N of Miss	75	52	49	35	211	

Table 256: Have any of your brothers or sisters ever: used prescription drugs not prescribed to him/her?




Response	6	8	10	12	Total	
No	91.5	88.6	84.2	82.2	86.8	
Yes	3.3	7.3	11.0	13.5	8.7	
I don't have any brothers or sisters	5.2	4.0	4.8	4.3	4.6	
N of Valid	329	396	355	303	1383	
N of Miss	77	52	50	35	214	

Table 257: Have you changed homes in the past year (the last 12 months)?



Response	6	8	10	12	Total	
No	68.1	73.4	76.0	85.5	75.4	
Yes	31.9	26.6	24.0	14.5	24.6	
N of Valid	326	384	346	290	1346	
N of Miss	80	64	59	48	251	

Table 258: How many times have you changed homes since kindergarten?






Response	6	8	10	12	Total	
Never	30.1	36.6	35.1	35.8	34.5	
1 or 2 times	36.2	31.2	32.6	29.5	32.4	
3 or 4 times	21.0	18.9	17.3	20.5	19.3	
5 or 6 times	4.9	6.4	6.5	6.3	6.0	
7 or more times	7.9	6.9	8.5	7.9	7.8	
N of Valid	329	391	353	302	1375	
N of Miss	77	57	52	36	222	

Table 259: Have you changed schools (including changing from elementary to middle and middle to high school) in the past year?



Response	6	8	10	12	Total	
No	52.7	61.9	72.2	78.4	66.0	
Yes	47.3	38.1	27.8	21.6	34.0	
N of Valid	328	388	349	301	1366	
N of Miss	78	60	56	37	231	

Table 260: How many times have you changed schools since kindergarten (including changing from elementary to middle and middle to high school)?






Response	6	8	10	12	Total	
Never	31.3	31.9	28.0	28.5	30.0	
1 or 2 times	40.5	33.7	22.4	24.8	30.4	
3 or 4 times	20.2	21.9	31.4	29.5	25.6	
5 or 6 times	4.9	6.2	13.6	11.3	8.9	
7 or more times	3.1	6.4	4.5	6.0	5.0	
N of Valid	326	389	353	302	1370	
N of Miss	80	59	52	36	227	

Table 261: Has anyone in your family ever had severe alcohol or drug problems?



Response	6	8	10	12	Total	
No	67.6	63.0	51.6	54.2	59.2	
Yes	32.4	37.0	48.4	45.8	40.8	
N of Valid	324	387	351	299	1361	
N of Miss	82	61	54	39	236	

Table 262: About how many adults (over 21) have you known personally who in the past year have: used marijuana, crack, cocaine, or other drugs?






Response	6	8	10	12	Total	
0	79.8	69.9	52.0	54.5	64.2	
1	12.3	12.0	14.6	16.3	13.7	
2	4.0	5.6	10.4	6.3	6.6	
3-4	0.9	4.6	7.3	7.0	4.9	
5	3.1	7.9	15.7	15.9	10.5	
N of Valid	326	392	356	301	1375	
N of Miss	80	56	49	37	222	

Table 263: About how many adults (over 21) have you known personally who in the past year have: sold or dealt drugs?


Response	6	8	10	12	Total	
0	86.7	75.1	63.4	69.4	73.6	
1	8.0	10.9	11.8	9.3	10.1	
2	2.8	4.8	8.7	4.7	5.3	
3-4	0.6	3.1	5.1	7.0	3.9	
5	1.9	6.1	11.0	9.6	7.1	
N of Valid	324	393	355	301	1373	
N of Miss	82	55	50	37	224	

Table 264: About how many adults (over 21) have you known personally who in the past year have: done other things that could get them in trouble with the police, like stealing, selling stolen goods, mugging or assaulting others, etc.?


Response	6	8	10	12	Total	
0	83.4	76.3	63.9	72.3	73.9	
1	9.5	8.7	12.3	8.7	9.8	
2	1.8	4.8	6.2	4.0	4.3	
3-4	1.8	4.6	5.9	5.3	4.4	
5	3.4	5.6	11.8	9.7	7.6	
N of Valid	325	393	357	300	1375	
N of Miss	81	55	48	38	222	

Table 265: About how many adults (over 21) have you known personally who in the past year have: gotten drunk or high?

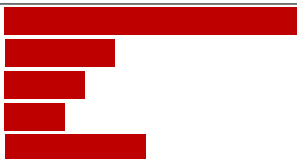




Response	6	8	10	12	Total	
0	61.0	50.1	39.2	32.3	46.0	
1	20.6	16.3	12.3	12.7	15.5	
2	4.9	11.2	14.3	11.7	10.6	
3-4	2.1	7.4	7.3	13.0	7.3	
5	11.3	15.0	26.9	30.3	20.6	
N of Valid	326	393	357	300	1376	
N of Miss	80	55	48	38	221	

Table 266: How honest were you in filling out this survey?

Response	6	8	10	12	Total	
I was very honest	79.6	83.0	81.0	77.5	80.4	
I was honest pretty much of the time	17.2	12.5	14.0	16.7	14.9	
I was honest some of the time	1.8	3.5	3.1	3.6	3.0	
I was honest once in a while	1.5	1.0	2.0	2.3	1.6	
I was not honest at all	0.0	0.0	0.0	0.0	0.0	
N of Valid	338	399	357	306	1400	
N of Miss	68	49	48	32	197	