

2015 APNA

Arkansas Prevention Needs Assessment Student Survey

Union County
Tables

**Arkansas Department of Human Services
Division of Behavioral Health Services
Prevention Services**

Conducted by International Survey Associates dba Pride Surveys

Contents

1	INTRODUCTION	11
2	PERCENTAGE TABLES	16

List of Tables

1	Sex	17
2	Age	17
3	Are you Hispanic or Latino?	17
4	What is your race? Black or African American	18
5	What is your race? Asian	18
6	What is your race? American Indian	18
7	What is your race? Alaska Native	18
8	What is your race? White	19
9	What is your race? Native Hawaiian or Other Pacific Islander	19
10	What is your race? Other	19
11	What is the highest level of schooling completed by your mother or father?	20
12	Think of where you live most of the time. Which of the following people live there with you? Mother	20
13	Think of where you live most of the time. Which of the following people live there with you? Stepmother	20
14	Think of where you live most of the time. Which of the following people live there with you? Foster Mother	21
15	Think of where you live most of the time. Which of the following people live there with you? Grandmother	21
16	Think of where you live most of the time. Which of the following people live there with you? Aunt	21
17	Think of where you live most of the time. Which of the following people live there with you? Father	21
18	Think of where you live most of the time. Which of the following people live there with you? Stepfather	22
19	Think of where you live most of the time. Which of the following people live there with you? Foster Father	22
20	Think of where you live most of the time. Which of the following people live there with you? Grandfather	22
21	Think of where you live most of the time. Which of the following people live there with you? Uncle	22
22	Think of where you live most of the time. Which of the following people live there with you? Other Adults	23
23	Think of where you live most of the time. Which of the following people live there with you? Brother(s)	23
24	Think of where you live most of the time. Which of the following people live there with you? Stepbrother(s)	23
25	Think of where you live most of the time. Which of the following people live there with you? Sister(s)	23
26	Think of where you live most of the time. Which of the following people live there with you? Stepsister(s)	24

27	Think of where you live most of the time. Which of the following people live there with you? Other Children	24
28	In my school, students have lots of chances to help decide things like class activities and rules.	24
29	Teachers ask me to work on special classroom projects.	24
30	My teacher(s) notices when I am doing a good job and lets me know about it.	25
31	There are lots of chances for students in my school to get involved in sports, clubs, and other school activities outside of class.	25
32	There are lots of chances for students in my school to talk with a teacher one-on-one.	25
33	I feel safe at my school.	26
34	The school lets my parents know when I have done something well.	26
35	My teachers praise me when I work hard in school.	26
36	Are your school grades better than the grades of most students in your class?	27
37	I have lots of chances to be part of class discussions or activities.	27
38	Now thinking back over the past year in school, how often did you: enjoy being in school?	27
39	Now thinking back over the past year in school, how often did you: hate being in school?	28
40	Now thinking back over the past year in school, how often did you: try to do your best work in school?	28
41	How often do you feel that the school work you are assigned is meaningful and important?	28
42	Putting them all together, what were your grades like last year?	29
43	How important do you think the things you are learning in school are going to be for your later life?	29
44	Do your parents care about your skipping or cutting school?	29
45	During the LAST FOUR WEEKS how many whole days of school have you missed because you skipped or 'cut'?	30
46	What are the chances you would be seen as cool if you: smoked cigarettes?	30
47	What are the chances you would be seen as cool if you: worked hard at school?	30
48	What are the chances you would be seen as cool if you: began drinking alcoholic beverages regularly, that is, at least once or twice a month?	31
49	What are the chances you would be seen as cool if you: defended someone who was being bullied?	31
50	What are the chances you would be seen as cool if you: smoked marijuana?	31
51	What are the chances you would be seen as cool if you: carried a handgun?	32

52	What are the chances you would be seen as cool if you: used e-cigarettes, e-cigars or e-hookahs?	32
53	What are the chances you would be seen as cool if you: bullied someone or cyber bullied someone?	32
54	Think of your four best friends (the friends you feel closest to). In the past year (12 months), how many of your best friends have: participated in clubs, organizations or activities at school?	33
55	Think of your four best friends (the friends you feel closest to). In the past year (12 months), how many of your best friends have: smoked cigarettes?	33
56	Think of your four best friends (the friends you feel closest to). In the past year (12 months), how many of your best friends have: tried beer, wine or hard liquor (for example, vodka, whiskey, or gin) when their parents didn't know about it?	33
57	Think of your four best friends (the friends you feel closest to). In the past year (12 months), how many of your best friends have: used e-cigarettes, e-cigars, or e-hookahs?	34
58	Think of your four best friends (the friends you feel closest to). In the past year (12 months), how many of your best friends have: used marijuana?	34
59	Think of your four best friends (the friends you feel closest to). In the past year (12 months), how many of your best friends have: used prescription drugs or non-prescription drugs for the purpose of getting high?	34
60	Think of your four best friends (the friends you feel closest to). In the past year (12 months), how many of your best friends have: used synthetic marijuana (K2, spice) or bath salts?	35
61	Think of your four best friends (the friends you feel closest to). In the past year (12 months), how many of your best friends have: used LSD, cocaine, amphetamines, or other illegal drugs?	35
62	Think of your four best friends (the friends you feel closest to). In the past year (12 months), how many of your best friends have: been bullied?	35
63	Think of your four best friends (the friends you feel closest to). In the past year (12 months), how many of your best friends have: been suspended from school?	36
64	Think of your four best friends (the friends you feel closest to). In the past year (12 months), how many of your best friends have: carried a handgun?	36
65	Think of your four best friends (the friends you feel closest to). In the past year (12 months), how many of your best friends have: sold illegal drugs?	36
66	Think of your four best friends (the friends you feel closest to). In the past year (12 months), how many of your best friends have: regularly attended religious services?	37

67	Think of your four best friends (the friends you feel closest to). In the past year (12 months), how many of your best friends have: stolen or tried to steal a motor vehicle such as a car or motorcycle?	37
68	Think of your four best friends (the friends you feel closest to). In the past year (12 months), how many of your best friends have: been arrested?	37
69	Think of your four best friends (the friends you feel closest to). In the past year (12 months), how many of your best friends have: dropped out of school?	38
70	Think of your four best friends (the friends you feel closest to). In the past year (12 months), how many of your best friends have: been members of a gang?	38
71	How old were you when you first: smoked marijuana?	38
72	How old were you when you first: smoked a cigarette, even just a puff?	39
73	How old were you when you first: had more than a sip or two of beer, wine or hard liquor (for example, vodka, whiskey, or gin)?	39
74	How old were you when you first: began drinking alcoholic beverages regularly, that is, at least once or twice a month?	40
75	How old were you when you first: used Daztrex?	40
76	How old were you when you first: got suspended from school?	41
77	How old were you when you first: got arrested?	41
78	How old were you when you first: carried a handgun?	42
79	How old were you when you first: used e-cigarettes, e-cigars, or e-hookahs?	42
80	How old were you when you first: belonged to a gang?	43
81	How old were you when you first: used prescription drugs not prescribed to you?	43
82	How wrong do you think it is for someone your age to: take a handgun to school?	44
83	How wrong do you think it is for someone your age to: steal anything?	44
84	How wrong do you think it is for someone your age to: pick a fight with someone?	44
85	How wrong do you think it is for someone your age to: attack someone with the idea of seriously hurting them?	45
86	How wrong do you think it is for someone your age to: stay away from school all day when their parents think they are at school?	45
87	How wrong do you think it is for someone your age to: drink beer, wine or hard liquor (for example, vodka, whiskey, or gin) regularly?	45
88	How wrong do you think it is for someone your age to: smoke cigarettes?	46
89	How wrong do you think it is for someone your age to: smoke marijuana?	46

90	How wrong do you think it is for someone your age to: use prescription drugs or non-prescription drugs for the purpose of getting high?	46
91	How wrong do you think it is for someone your age to: use synthetic marijuana (K2, spice) or bath salts?	47
92	How wrong do you think it is for someone your age to: use LSD, cocaine, amphetamines or another illegal drug?	47
93	How wrong do you think it is for someone your age to: use e-cigarettes, e-cigars or e-hookahs?	47
94	At school during the past 12 months, did you receive help from the resource teacher, speech therapist or other special education teacher?	48
95	How many times in the past year (12 months) have you: been suspended from school?	48
96	How many times in the past year (12 months) have you: carried a handgun?	48
97	How many times in the past year (12 months) have you: sold illegal drugs?	49
98	How many times in the past year (12 months) have you: stolen or tried to steal a motor vehicle such as a car or motorcycle?	49
99	How many times in the past year (12 months) have you: participated in clubs, organizations or activities at school?	50
100	How many times in the past year (12 months) have you: been arrested?	50
101	How many times in the past year (12 months) have you: attacked someone with the idea of seriously hurting them?	51
102	How many times in the past year (12 months) have you: been drunk or high at school?	51
103	How many times in the past year (12 months) have you: taken a handgun to school?	52
104	Are you currently on probation, or assigned a probation officer with Juvenile Court?	52
105	Have you ever belonged to a gang?	52
106	If you have ever belonged to a gang, did that gang have a name?	53
107	You are at a party at someone's house, and one of your friends offers you a drink containing alcohol. What would you say or do?	53
108	How often do you attend religious services or activities?	53
109	I think sometimes it's okay to cheat at school.	54
110	It is important to think before you act.	54
111	Sometimes I think that life is not worth it.	54
112	At times I think I am no good at all.	55
113	All in all, I am inclined to think that I am a failure.	55
114	In the past year, have you felt depressed or sad MOST days, even if you felt okay sometimes?	55
115	It is all right to beat up people if they start the fight.	56
116	I think it is okay to take something without asking if you can get away with it.	56

117	Where do you get the most information about living a drug and alcohol free life? Parents/guardians	56
118	Where do you get the most information about living a drug and alcohol free life? Friends	57
119	Where do you get the most information about living a drug and alcohol free life? Family members	57
120	Where do you get the most information about living a drug and alcohol free life? School	57
121	Where do you get the most information about living a drug and alcohol free life? Internet	58
122	Where do you get the most information about living a drug and alcohol free life? TV	58
123	Where do you get the most information about living a drug and alcohol free life? Social media	58
124	How much do you think people risk harming themselves (physically or in other ways) if they: smoked one or more packs of cigarettes per day?	59
125	How much do you think people risk harming themselves (physically or in other ways) if they: try marijuana once or twice?	59
126	How much do you think people risk harming themselves (physically or in other ways) if they: smoke marijuana once or twice a week?	59
127	How much do you think people risk harming themselves (physically or in other ways) if they: take one or two drinks of an alcoholic beverage (beer, wine, liquor) nearly every day?	60
128	How much do you think people risk harming themselves (physically or in other ways) if they: have five or more drinks of an alcoholic beverage once or twice a weekend?	60
129	How much do you think people risk harming themselves (physically or in other ways) if they: use prescription drugs that are not prescribed to them?	60
130	How much do you think people risk harming themselves (physically or in other ways) if they: use non-prescription drugs to get high?	61
131	How much do you think people risk harming themselves (physically or in other ways) if they: use e-cigarettes, e-cigars, or e-hookahs?	61
132	Have you ever used smokeless tobacco (chew, snuff, plug, dipping tobacco, or chewing tobacco)?	61
133	How often have you used smokeless tobacco during the past 30 days?	62
134	Have you ever smoked cigarettes?	62
135	How frequently have you smoked cigarettes during the past 30 days?	62
136	Which statement best describes rules about smoking inside your home or your family cars?	63
137	Have you ever used e-cigarettes, e-cigars, or e-hookahs?	63
138	How frequently have you used e-cigarettes, e-cigars, or e-hookahs?	64
139	During this school year, were you taught in any of your classes about the dangers of tobacco use?	64

140	During the past 12 months, have you participated in any community activities to discourage people your age from using cigarettes, chewing tobacco, snuff, dip or cigars, e-cigarettes, e-cigars, or e-hookahs?	64
141	Think back over the last two weeks. How many times have you had five or more alcoholic drinks in a row?	65
142	During the past 30 days, how many times did you ride in a car or other vehicle driven by someone who had been drinking alcohol or using drugs to get high?	65
143	During the past 30 days, how many times did you drive a car or other vehicle when you had been drinking alcohol or using drugs to get high?	65
144	If you drank alcohol (not just a sip or taste) in the past year, how did you usually get it?	66
145	If you drank alcohol (not just a sip or taste) in the past year, where did you usually drink it?	66
146	How do you feel about someone your age having one or two drinks of an alcoholic beverage nearly every day?	67
147	On how many occasions have you had alcoholic beverages (beer, wine or hard liquor) to drink in your lifetime - more than just a few sips?	67
148	On how many occasions have you drunk one or more drinks of an alcoholic beverage during the past 30 days?	67
149	On how many occasions have you used marijuana (grass, pot) or hashish (hash, hash oil) in your lifetime?	68
150	On how many occasions have you used marijuana (grass, pot) or hashish (hash, hash oil) during the past 30 days?	68
151	On how many occasions have you used LSD or other psychedelics in your lifetime?	68
152	On how many occasions have you used LSD or other psychedelics during the past 30 days?	69
153	On how many occasions have you used cocaine or crack in your lifetime?	69
154	On how many occasions have you used cocaine or crack during the past 30 days?	69
155	On how many occasions have you sniffed glue, breathed the contents of an aerosol spray can, or inhaled other gases or sprays, in order to get high in your lifetime?	70
156	On how many occasions have you sniffed glue, breathed the contents of an aerosol spray can, or inhaled other gases or sprays, in order to get high during the past 30 days?	70
157	On how many occasions have you used Daztrex in your lifetime?	71
158	On how many occasions have you used Daztrex during the past 30 days?	71
159	On how many occasions have you used synthetic marijuana (K2, spice) in your lifetime?	71

160	On how many occasions have you used synthetic marijuana (K2, spice) during the past 30 days?	72
161	On how many occasions have you used methamphetamines (meth, speed, crank, crystal meth) in your lifetime?	72
162	On how many occasions have you used methamphetamines (meth, speed, crank, crystal meth) in the past 30 days?	72
163	On how many occasions have you used other chemical products (bath salts, plant food, etc.) in your lifetime?	73
164	On how many occasions have you used other chemical products (bath salts, plant food, etc.) during the past 30 days?	73
165	On how many occasions have you used heroin or other opiates in your lifetime?	73
166	On how many occasions have you used heroin or other opiates during the past 30 days?	74
167	On how many occasions have you used MDMA ('X', 'E', or ecstasy) in your lifetime?	74
168	On how many occasions have you used MDMA ('X', 'E', or ecstasy) during the past 30 days?	74
169	On how many occasions have you taken prescription drugs (such as Valium, Xanax, Ritalin, Adderall, OxyContin, Darvocet, or sleeping pills) not prescribed to you in your lifetime?	75
170	On how many occasions have you taken prescription drugs (such as Valium, Xanax, Ritalin, Adderall, OxyContin, Darvocet, or sleeping pills) not prescribed to you during the past 30 days?	75
171	On how many occasions have you taken non-prescription medicines such as diet pills (for example, Dietac, Dexatrim or Prolamine), stay-awake pills (for example No-Doz, Vivarin, or Wake), or cough or cold medicines (robos, DXM, etc.) to get high in your lifetime?	76
172	On how many occasions have you taken non-prescription medicines such as diet pills (for example, Dietac, Dexatrim or Prolamine), stay-awake pills (for example No-Doz, Vivarin, or Wake), or cough or cold medicines (robos, DXM, etc.) to get high during the past 30 days?	76
173	On how many occasions have you been drunk or very high from drinking alcoholic beverages during the past 30 days?	77
174	On how many occasions have you drunk flavored alcoholic beverages, sometimes called 'alcopops' (like Mike's Hard Lemonade, Smirnoff Ice, Bacardi Breezers, etc.) in your lifetime?	77
175	On how many occasions have you drunk flavored alcoholic beverages, sometimes called 'alcopops' (like Mike's Hard Lemonade, Smirnoff Ice, Bacardi Breezers, etc.) during the past 30 days?	78
176	If you used prescription drugs or over the counter drugs without a doctor telling you to use it or for the purpose of getting high, where did you get these drugs? - Did not use	78

177	If you used prescription drugs or over the counter drugs without a doctor telling you to use it or for the purpose of getting high, where did you get these drugs? - Bought or took from store or shop	78
178	If you used prescription drugs or over the counter drugs without a doctor telling you to use it or for the purpose of getting high, where did you get these drugs? - Got from parents with permission	79
179	If you used prescription drugs or over the counter drugs without a doctor telling you to use it or for the purpose of getting high, where did you get these drugs? - Got from home without permission	79
180	If you used prescription drugs or over the counter drugs without a doctor telling you to use it or for the purpose of getting high, where did you get these drugs? - Got from relative with permission	79
181	If you used prescription drugs or over the counter drugs without a doctor telling you to use it or for the purpose of getting high, where did you get these drugs? - Got from relative without permission	79
182	If you used prescription drugs or over the counter drugs without a doctor telling you to use it or for the purpose of getting high, where did you get these drugs? - Got from friend's home with permission	80
183	If you used prescription drugs or over the counter drugs without a doctor telling you to use it or for the purpose of getting high, where did you get these drugs? - Got from friend's home without permission	80
184	If you used prescription drugs or over the counter drugs without a doctor telling you to use it or for the purpose of getting high, where did you get these drugs? - Got from friend at school	80
185	If you used prescription drugs or over the counter drugs without a doctor telling you to use it or for the purpose of getting high, where did you get these drugs? - Got from friend at party	80
186	If you used prescription drugs or over the counter drugs without a doctor telling you to use it or for the purpose of getting high, where did you get these drugs? - Got from friend, elsewhere	81
187	If you used prescription drugs or over the counter drugs without a doctor telling you to use it or for the purpose of getting high, where did you get these drugs? - Got from internet sale	81
188	During the last month, about how many marijuana cigarettes, or the equivalent, did you smoke a day, on the average?	81
189	How wrong do your friends feel it would be for YOU to: have one or two drinks of an alcoholic beverage nearly every day?	82
190	How wrong do your friends feel it would be for YOU to: smoke tobacco?	82
191	How wrong do your friends feel it would be for YOU to: smoke marijuana?	82
192	How wrong do your friends feel it would be for YOU to: use prescription drugs not prescribed to you?	83
193	How wrong would most adults (over 21) in your neighborhood think it is for kids your age: to use marijuana?	83

194	How wrong would most adults (over 21) in your neighborhood think it is for kids your age: to drink alcohol?	83
195	How wrong would most adults (over 21) in your neighborhood think it is for kids your age: to smoke cigarettes?	84
196	How much do each of the following statements describe your neighborhood? crime and/or drug selling	84
197	How much do each of the following statements describe your neighborhood? fights	84
198	How much do each of the following statements describe your neighborhood? lots of empty or abandoned buildings	85
199	How much do each of the following statements describe your neighborhood? lots of graffiti	85
200	I feel safe in my neighborhood.	85
201	If a kid smoked marijuana in your neighborhood would he or she be caught by the police?	86
202	If a kid drank some beer, wine or hard liquor (for example, vodka, whiskey, or gin) in your neighborhood would he or she be caught by the police?	86
203	If a kid carried a handgun in your neighborhood would he or she be caught by the police?	86
204	If you wanted to get some cigarettes, how easy would it be for you to get some?	87
205	If you wanted to get some beer, wine or hard liquor (for example, vodka, whiskey, or gin), how easy would it be for you to get some?	87
206	If you wanted to get a drug like cocaine, LSD, or amphetamines, how easy would it be for you to get some?	87
207	If you wanted to get a handgun, how easy would it be for you to get one?	88
208	If you wanted to get some marijuana, how easy would it be for you to get some?	88
209	If you wanted to get prescription drugs for the purpose of getting high, how easy would it be for you to get some?	88
210	If you wanted to get synthetic marijuana such as K2 or chemical products such as bath salts to get high, how easy would it be for you to get some?	89
211	If you wanted to get steroids to use or to enhance athletic performance, how easy would it be for you to get some?	89
212	If you wanted to get e-cigarettes, e-cigars, or e-hookahs, how easy would it be for you to get some?	89
213	During the past 12 months, have you participated in any alcohol prevention programs or seen any alcohol prevention messages in your school or community? Yes, a school-based program focused on preventing underage drinking and/or drinking and driving.	90

214	During the past 12 months, have you participated in any alcohol prevention programs or seen any alcohol prevention messages in your school or community? Yes, a community-based program focused on preventing underage drinking and/or drinking and driving (for example, through your church or temple or through youth groups like Boys and Girls Club or 4-H).	90
215	During the past 12 months, have you participated in any alcohol prevention programs or seen any alcohol prevention messages in your school or community? Yes, a media campaign addressing underage drinking and/or drinking and driving (for example, newspaper ads, posters, pamphlets, radio, TV).	90
216	During the past 12 months, have you participated in any alcohol prevention programs or seen any alcohol prevention messages in your school or community? No	90
217	How wrong do your parents feel it would be for YOU to: have one or two drinks of an alcoholic beverage nearly every day?	91
218	How wrong do your parents feel it would be for YOU to: smoke tobacco?	91
219	How wrong do your parents feel it would be for YOU to: smoke marijuana?	91
220	How wrong do your parents feel it would be for YOU to: use prescription drugs not prescribed to you?	92
221	How wrong do your parents feel it would be for YOU to: steal something worth more than \$5?	92
222	How wrong do your parents feel it would be for YOU to: draw graffiti, write things, or draw pictures on buildings or other property (without the owner's permission)?	92
223	How wrong do your parents feel it would be for YOU to: pick a fight with someone?	93
224	During the past 12 months, have you talked with at least one of your parents about the dangers of underage drinking and/or drinking and driving? By parents, we mean either your biological parents, adoptive parents, stepparents, or adult guardians - whether or not they live with you.	93
225	The rules in my family are clear.	93
226	People in my family have serious arguments about the same things, and often insult or yell at each other.	94
227	When I am not at home, one of my parents knows where I am and who I am with.	94
228	My family has clear rules about alcohol and drug use.	94
229	If you skipped school would you be caught by your parents?	95
230	My parents ask if I've gotten my homework done.	95
231	Would your parents know if you did not come home on time?	95
232	Do you know how to properly dispose of leftover prescription drugs?	96

233	Have any of your brothers or sisters ever: drunk beer, wine or hard liquor (for example, vodka, whiskey or gin)?	96
234	Have any of your brothers or sisters ever: smoked marijuana?	96
235	Have any of your brothers or sisters ever: smoked cigarettes?	96
236	Have any of your brothers or sisters ever: taken a handgun to school? .	97
237	Have any of your brothers or sisters ever: been suspended or expelled from school?	97
238	Have any of your brothers or sisters ever: used e-cigarettes, e-cigars or e-hookahs?	97
239	Have any of your brothers or sisters ever: used prescription drugs not prescribed to him/her?	97
240	Have you changed homes in the past year (the last 12 months)? . . .	98
241	How many times have you changed homes since kindergarten?	98
242	Have you changed schools (including changing from elementary to middle and middle to high school) in the past year?	98
243	How many times have you changed schools since kindergarten (including changing from elementary to middle and middle to high school)?	99
244	Has anyone in your family ever had severe alcohol or drug problems? .	99
245	About how many adults (over 21) have you known personally who in the past year have: used marijuana, crack, cocaine, or other drugs? .	99
246	About how many adults (over 21) have you known personally who in the past year have: sold or dealt drugs?	100
247	About how many adults (over 21) have you known personally who in the past year have: done other things that could get them in trouble with the police, like stealing, selling stolen goods, mugging or assaulting others, etc.?	100
248	About how many adults (over 21) have you known personally who in the past year have: gotten drunk or high?	100
249	Have you seen or heard information about underage drinking in the past 12 months from the following sources? Radio	101
250	Have you seen or heard information about underage drinking in the past 12 months from the following sources? TV.	101
251	Have you seen or heard information about underage drinking in the past 12 months from the following sources? Print. This includes information on underage drinking you may have seen in the newspaper, on a billboard, in pamphlets, on stickers, etc.	101
252	Have you seen or heard information about underage drinking in the past 12 months from the following sources? Website or social media? (Facebook, Myspace, website, etc.)	101
253	The next questions ask about your opinions of the information you saw or heard. If you have seen or heard more than one ad, please think about your favorite ad when answering these questions. The information about underage drinking that I saw or heard was convincing.	102

254	The next questions ask about your opinions of the information you saw or heard. If you have seen or heard more than one ad, please think about your favorite ad when answering these questions. The information about underage drinking that I saw or heard grabbed my attention.	102
255	The next questions ask about your opinions of the information you saw or heard. If you have seen or heard more than one ad, please think about your favorite ad when answering these questions. The information about underage drinking that I saw or heard said something important to me.	102
256	The next questions ask about your opinions of the information you saw or heard. If you have seen or heard more than one ad, please think about your favorite ad when answering these questions. Seeing or hearing this information about underage drinking made me want to stop or decrease my drinking.	103
257	How honest were you in filling out this survey?	103

List of Figures

1	Grade Chart	12
2	Gender Chart	13
3	Age Chart	14
4	Ethnic Origin Chart	15

1 INTRODUCTION

This report was generated from data collected on the *2015 Arkansas Prevention Needs Assessment Student Survey*. This report contains basic frequency tables of all data collected and graphs on the selected demographic variables of grade, gender, age and ethnic origin. The graph on ethnic origin is represented as a bar chart rather than as a pie chart. This is because students were allowed to mark more than one response for ethnic origin as opposed to being allowed to mark only one response. The bars represent the percent of students who marked each of the ethnic categories.

Questions regarding the information found in this report can be directed to:

Pride Surveys

2140 Newmarket Parkway Suite 116 Marietta, GA 30067 1-800-279-6361
www.pridesurveys.com

Grade Chart

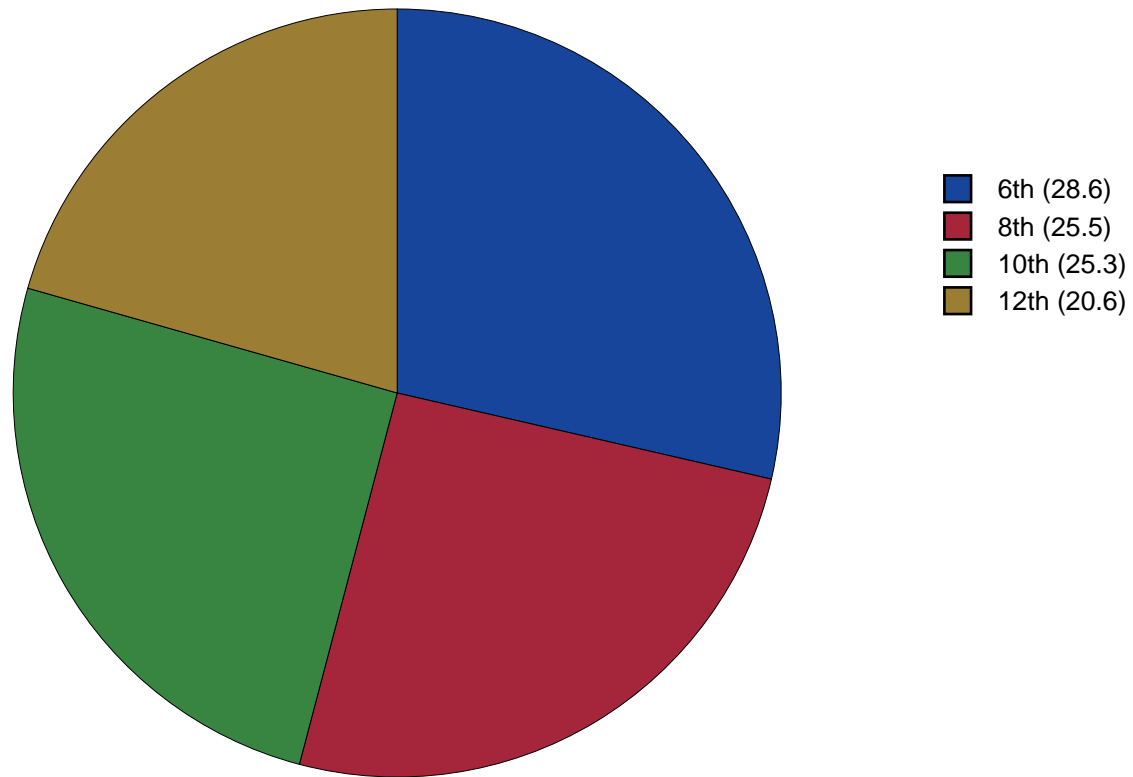


Figure 1: Grade Chart

Gender Chart

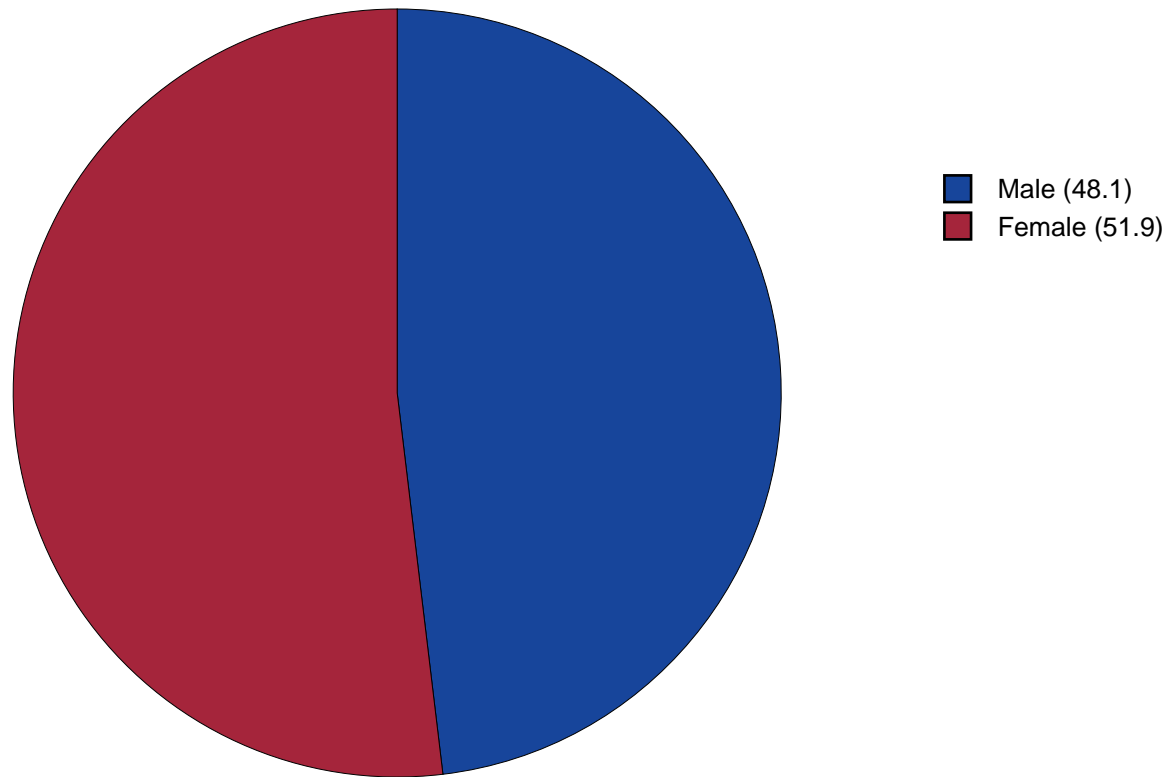


Figure 2: Gender Chart

Age Chart

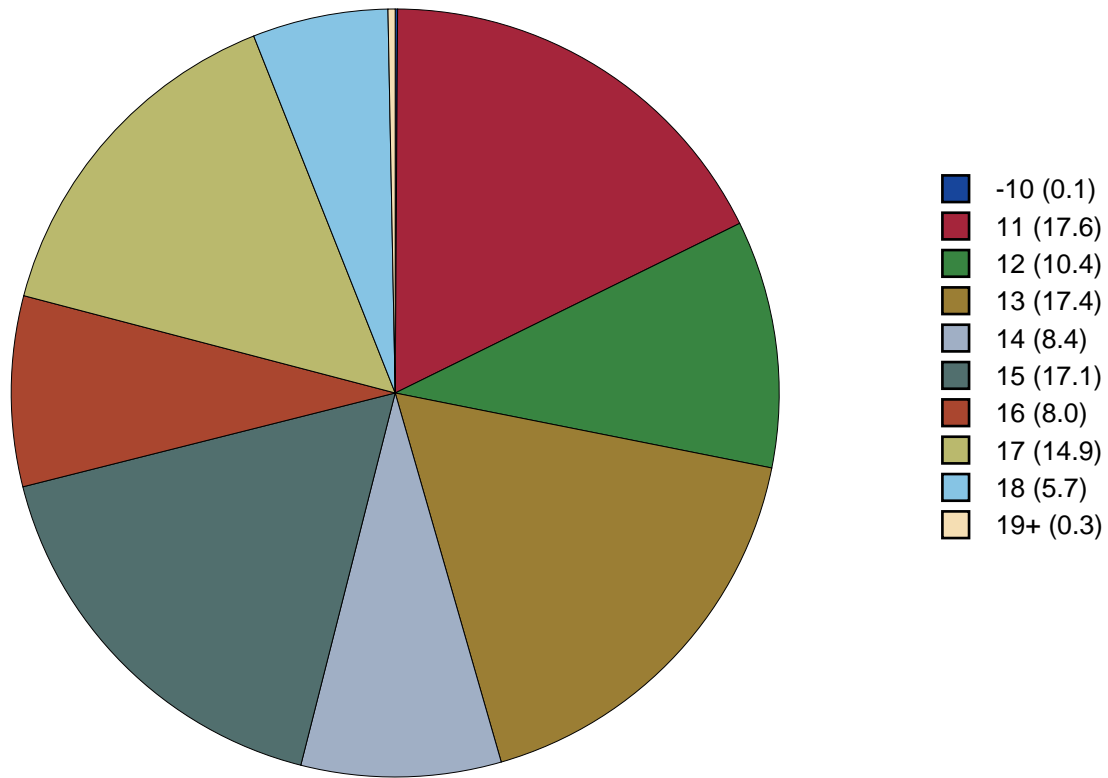


Figure 3: Age Chart

Ethnic Origin Chart

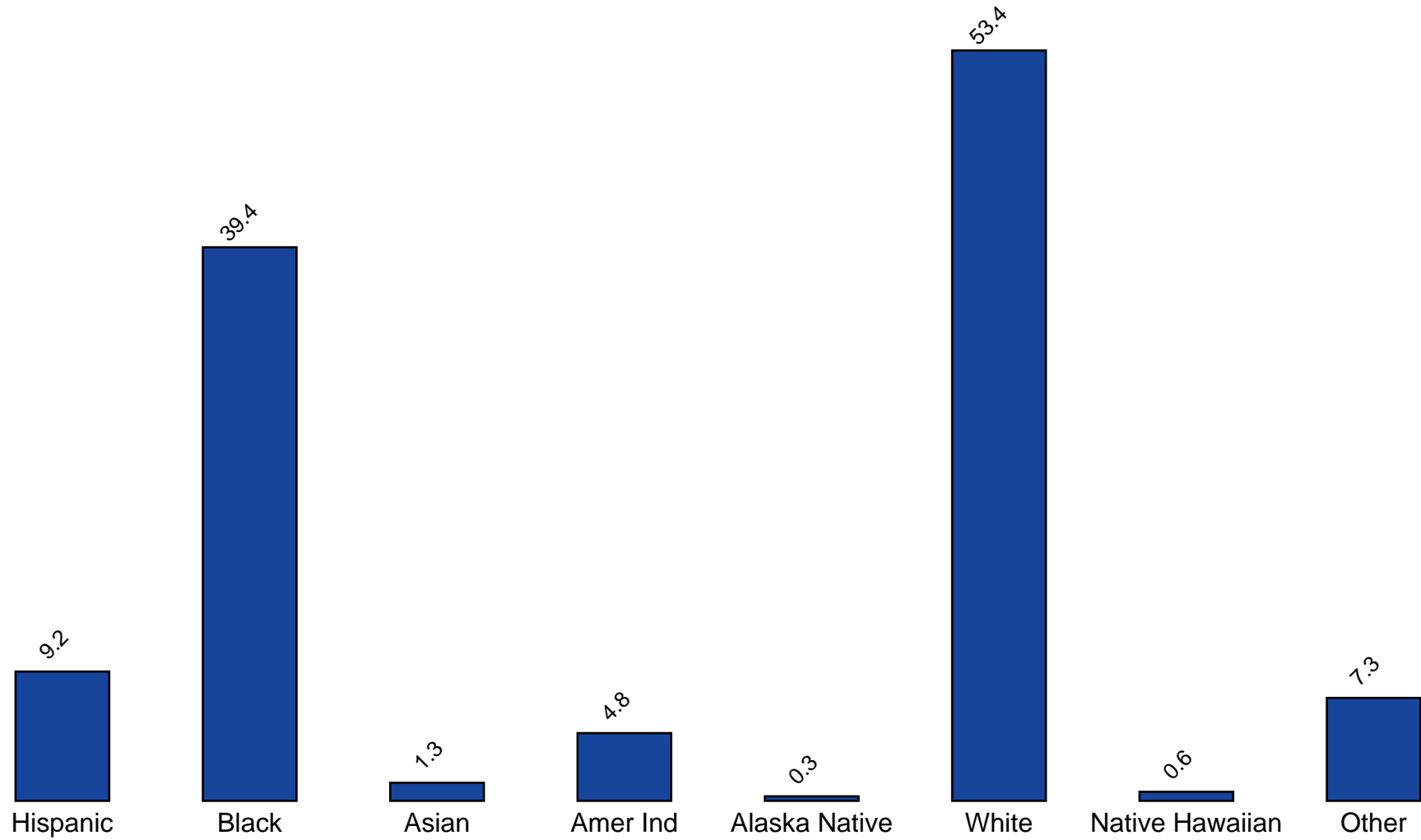


Figure 4: Ethnic Origin Chart

2 PERCENTAGE TABLES

The following tables contain frequency distribution detailing how your students responded to each question on the survey. The tables appear in the same order as the questions on the survey. The tables include breakdowns by grade level as well as overall percentages. The *N of Valid* row is a frequency count of the number of valid responses to each question for each grade and overall. The *N of Miss* row is a frequency count of the number of invalid (marked more than one response) or missing (i.e. did not respond) responses to each question for each grade and overall.

For the questions that allowed more than one response (i.e. race, live with, etc.) each response becomes a separate table. If a student did not mark the response, that was counted as a NO response, and if they did mark the response, that was counted as a YES response. Since a non response is a valid response for these questions, the *N of Miss* will always be zero for these questions.

Table 1: Sex



Response	6	8	10	12	Total	
Male	44.2	51.3	47.8	49.8	48.1	
Female	55.8	48.7	52.2	50.2	51.9	
N of Valid	443	394	391	319	1547	
N of Miss	2	2	2	2	8	

Table 2: Age











Response	6	8	10	12	Total	
10 or younger	0.2	0.0	0.0	0.0	0.1	
11	61.5	0.0	0.0	0.0	17.6	
12	35.8	0.8	0.0	0.0	10.4	
13	2.5	65.7	0.0	0.0	17.4	
14	0.0	32.5	0.8	0.0	8.4	
15	0.0	1.0	66.4	0.0	17.1	
16	0.0	0.0	30.8	0.9	8.0	
17	0.0	0.0	2.0	69.8	14.9	
18	0.0	0.0	0.0	27.7	5.7	
19 or older	0.0	0.0	0.0	1.6	0.3	
N of Valid	444	394	393	321	1552	
N of Miss	1	2	0	0	3	

Table 3: Are you Hispanic or Latino?



Response	6	8	10	12	Total	
No	88.9	89.6	91.8	93.3	90.8	
Yes	11.1	10.4	8.2	6.7	9.2	
N of Valid	398	384	380	315	1477	
N of Miss	47	12	13	6	78	

Table 4: What is your race? Black or African American



Response	6	8	10	12	Total	
No	59.1	62.1	60.8	60.4	60.6	
Yes	40.9	37.9	39.2	39.6	39.4	
N of Valid	445	396	393	321	1555	
N of Miss	0	0	0	0	0	

Table 5: What is your race? Asian



Response	6	8	10	12	Total	
No	98.7	98.2	98.7	99.4	98.7	
Yes	1.3	1.8	1.3	0.6	1.3	
N of Valid	445	396	393	321	1555	
N of Miss	0	0	0	0	0	

Table 6: What is your race? American Indian



Response	6	8	10	12	Total	
No	94.6	94.4	94.7	97.5	95.2	
Yes	5.4	5.6	5.3	2.5	4.8	
N of Valid	445	396	393	321	1555	
N of Miss	0	0	0	0	0	

Table 7: What is your race? Alaska Native



Response	6	8	10	12	Total	
No	99.8	99.7	99.5	99.7	99.7	
Yes	0.2	0.3	0.5	0.3	0.3	
N of Valid	445	396	393	321	1555	
N of Miss	0	0	0	0	0	

Table 8: What is your race? White



Response	6	8	10	12	Total	
No	51.5	44.9	44.0	44.9	46.6	
Yes	48.5	55.1	56.0	55.1	53.4	
N of Valid	445	396	393	321	1555	
N of Miss	0	0	0	0	0	

Table 9: What is your race? Native Hawaiian or Other Pacific Islander



Response	6	8	10	12	Total	
No	99.3	99.5	99.0	99.7	99.4	
Yes	0.7	0.5	1.0	0.3	0.6	
N of Valid	445	396	393	321	1555	
N of Miss	0	0	0	0	0	

Table 10: What is your race? Other



Response	6	8	10	12	Total	
No	91.5	90.9	94.1	94.7	92.7	
Yes	8.5	9.1	5.9	5.3	7.3	
N of Valid	445	396	393	321	1555	
N of Miss	0	0	0	0	0	

Table 11: What is the highest level of schooling completed by your mother or father?

Response	6	8	10	12	Total
Completed grade school or less	2.9	2.1	0.5	3.1	2.1
Some high school	5.1	5.2	10.6	12.3	8.1
Completed high school	9.9	17.5	18.6	18.2	15.8
Some college	7.5	13.6	14.9	20.4	13.7
Completed college	25.8	24.1	27.9	31.4	27.1
Graduate or professional school after college	12.3	13.1	13.3	6.3	11.5
Don't know	35.5	22.3	11.4	5.3	19.6
Does not apply	1.0	2.1	2.7	2.8	2.1
N of Valid	414	382	376	318	1490
N of Miss	31	14	17	3	65

Table 12: Think of where you live most of the time. Which of the following people live there with you? Mother

Response	6	8	10	12	Total
No	13.7	13.9	15.5	16.5	14.8
Yes	86.3	86.1	84.5	83.5	85.2
N of Valid	445	396	393	321	1555
N of Miss	0	0	0	0	0

Table 13: Think of where you live most of the time. Which of the following people live there with you? Stepmother

Response	6	8	10	12	Total
No	94.8	94.7	95.4	95.6	95.1
Yes	5.2	5.3	4.6	4.4	4.9
N of Valid	445	396	393	321	1555
N of Miss	0	0	0	0	0

Table 14: Think of where you live most of the time. Which of the following people live there with you? Foster Mother



Response	6	8	10	12	Total	
No	99.8	99.7	99.5	99.4	99.6	
Yes	0.2	0.3	0.5	0.6	0.4	
N of Valid	445	396	393	321	1555	
N of Miss	0	0	0	0	0	

Table 15: Think of where you live most of the time. Which of the following people live there with you? Grandmother



Response	6	8	10	12	Total	
No	81.6	88.1	87.5	86.0	85.7	
Yes	18.4	11.9	12.5	14.0	14.3	
N of Valid	445	396	393	321	1555	
N of Miss	0	0	0	0	0	

Table 16: Think of where you live most of the time. Which of the following people live there with you? Aunt



Response	6	8	10	12	Total	
No	93.0	97.5	96.4	97.5	95.9	
Yes	7.0	2.5	3.6	2.5	4.1	
N of Valid	445	396	393	321	1555	
N of Miss	0	0	0	0	0	

Table 17: Think of where you live most of the time. Which of the following people live there with you? Father



Response	6	8	10	12	Total	
No	42.7	48.2	51.7	54.2	48.7	
Yes	57.3	51.8	48.3	45.8	51.3	
N of Valid	445	396	393	321	1555	
N of Miss	0	0	0	0	0	

Table 18: Think of where you live most of the time. Which of the following people live there with you? Stepfather



Response	6	8	10	12	Total	
No	87.2	80.8	83.7	84.7	84.2	
Yes	12.8	19.2	16.3	15.3	15.8	
N of Valid	445	396	393	321	1555	
N of Miss	0	0	0	0	0	

Table 19: Think of where you live most of the time. Which of the following people live there with you? Foster Father



Response	6	8	10	12	Total	
No	99.6	100.0	99.7	99.4	99.7	
Yes	0.4	0.0	0.3	0.6	0.3	
N of Valid	445	396	393	321	1555	
N of Miss	0	0	0	0	0	

Table 20: Think of where you live most of the time. Which of the following people live there with you? Grandfather



Response	6	8	10	12	Total	
No	91.2	93.4	93.1	93.1	92.7	
Yes	8.8	6.6	6.9	6.9	7.3	
N of Valid	445	396	393	321	1555	
N of Miss	0	0	0	0	0	

Table 21: Think of where you live most of the time. Which of the following people live there with you? Uncle



Response	6	8	10	12	Total	
No	92.1	95.2	96.4	97.2	95.0	
Yes	7.9	4.8	3.6	2.8	5.0	
N of Valid	445	396	393	321	1555	
N of Miss	0	0	0	0	0	

Table 22: Think of where you live most of the time. Which of the following people live there with you? Other Adults

Response	6	8	10	12	Total	
No	98.0	98.5	99.5	96.9	98.3	
Yes	2.0	1.5	0.5	3.1	1.7	
N of Valid	445	396	393	321	1555	
N of Miss	0	0	0	0	0	

Table 23: Think of where you live most of the time. Which of the following people live there with you? Brother(s)

Response	6	8	10	12	Total	
No	46.1	52.8	61.3	65.7	55.7	
Yes	53.9	47.2	38.7	34.3	44.3	
N of Valid	445	396	393	321	1555	
N of Miss	0	0	0	0	0	

Table 24: Think of where you live most of the time. Which of the following people live there with you? Stepbrother(s)

Response	6	8	10	12	Total	
No	95.5	96.2	97.2	98.4	96.7	
Yes	4.5	3.8	2.8	1.6	3.3	
N of Valid	445	396	393	321	1555	
N of Miss	0	0	0	0	0	

Table 25: Think of where you live most of the time. Which of the following people live there with you? Sister(s)

Response	6	8	10	12	Total	
No	55.1	52.3	60.8	71.7	59.2	
Yes	44.9	47.7	39.2	28.3	40.8	
N of Valid	445	396	393	321	1555	
N of Miss	0	0	0	0	0	

Table 26: Think of where you live most of the time. Which of the following people live there with you? Stepsister(s)



Response	6	8	10	12	Total	
No	94.2	97.0	97.2	98.1	96.5	
Yes	5.8	3.0	2.8	1.9	3.5	
N of Valid	445	396	393	321	1555	
N of Miss	0	0	0	0	0	

Table 27: Think of where you live most of the time. Which of the following people live there with you? Other Children



Response	6	8	10	12	Total	
No	93.9	96.2	96.7	91.9	94.8	
Yes	6.1	3.8	3.3	8.1	5.2	
N of Valid	445	396	393	321	1555	
N of Miss	0	0	0	0	0	

Table 28: In my school, students have lots of chances to help decide things like class activities and rules.





Response	6	8	10	12	Total	
NO!	19.9	13.0	14.5	19.9	16.8	
no	34.7	37.0	34.3	34.7	35.2	
yes	37.7	42.0	43.1	36.0	39.8	
YES!	7.7	8.0	8.1	9.5	8.3	
N of Valid	427	386	385	317	1515	
N of Miss	18	10	8	4	40	

Table 29: Teachers ask me to work on special classroom projects.





Response	6	8	10	12	Total	
NO!	11.5	10.1	8.5	10.7	10.2	
no	31.9	34.1	40.3	37.6	35.8	
yes	39.0	44.2	44.2	42.9	42.5	
YES!	17.6	11.6	7.0	8.8	11.5	
N of Valid	433	387	387	319	1526	
N of Miss	12	9	6	2	29	

Table 30: My teacher(s) notices when I am doing a good job and lets me know about it.

Response	6	8	10	12	Total
NO!	6.4	5.9	7.0	8.8	6.9
no	12.4	18.3	19.4	16.9	16.6
yes	45.4	53.0	52.8	54.5	51.1
YES!	35.8	22.9	20.7	19.7	25.4
N of Valid	436	389	386	319	1530
N of Miss	9	7	7	2	25

Table 31: There are lots of chances for students in my school to get involved in sports, clubs, and other school activities outside of class.

Response	6	8	10	12	Total
NO!	6.2	3.6	4.4	2.2	4.2
no	12.1	7.5	7.2	6.9	8.6
yes	40.1	38.0	41.3	45.3	41.0
YES!	41.7	50.9	47.0	45.6	46.2
N of Valid	439	389	387	318	1533
N of Miss	6	7	6	3	22

Table 32: There are lots of chances for students in my school to talk with a teacher one-on-one.

Response	6	8	10	12	Total
NO!	6.4	5.4	6.2	6.9	6.2
no	18.3	18.1	15.8	18.0	17.6
yes	40.1	51.4	53.0	53.0	48.9
YES!	35.1	25.1	24.9	22.1	27.3
N of Valid	436	387	385	317	1525
N of Miss	9	9	8	4	30

Table 33: I feel safe at my school.

Response	6	8	10	12	Total	
NO!	11.3	9.9	10.6	6.3	9.7	
no	16.3	19.5	19.7	15.8	17.9	
yes	42.8	48.4	53.6	57.7	50.1	
YES!	29.7	22.1	16.1	20.2	22.3	
N of Valid	435	384	386	317	1522	
N of Miss	10	12	7	4	33	

Table 34: The school lets my parents know when I have done something well.

Response	6	8	10	12	Total	
NO!	11.0	17.4	15.8	19.4	15.6	
no	24.7	41.3	45.9	44.2	38.3	
yes	37.3	32.2	30.6	29.2	32.6	
YES!	27.0	9.1	7.8	7.2	13.5	
N of Valid	437	385	386	319	1527	
N of Miss	8	11	7	2	28	

Table 35: My teachers praise me when I work hard in school.

Response	6	8	10	12	Total	
NO!	13.7	14.5	16.5	14.5	14.8	
no	28.9	39.5	36.4	34.6	34.7	
yes	37.5	36.6	36.7	42.1	38.0	
YES!	19.9	9.4	10.3	8.8	12.5	
N of Valid	432	385	387	318	1522	
N of Miss	13	11	6	3	33	

Table 36: Are your school grades better than the grades of most students in your class?

Response	6	8	10	12	Total	
NO!	7.2	8.3	5.7	2.8	6.2	
no	25.6	32.3	24.2	30.0	27.9	
yes	50.3	44.2	54.5	49.8	49.7	
YES!	16.9	15.2	15.6	17.4	16.2	
N of Valid	433	387	385	317	1522	
N of Miss	12	9	8	4	33	

Table 37: I have lots of chances to be part of class discussions or activities.

Response	6	8	10	12	Total	
NO!	7.4	3.9	3.4	3.1	4.6	
no	15.2	17.8	16.5	19.4	17.1	
yes	46.9	56.2	59.8	57.7	54.8	
YES!	30.6	22.2	20.4	19.7	23.6	
N of Valid	435	388	388	319	1530	
N of Miss	10	8	5	2	25	

Table 38: Now thinking back over the past year in school, how often did you: enjoy being in school?

Response	6	8	10	12	Total	
Never	9.5	5.9	11.2	11.7	9.4	
Seldom	14.3	13.0	16.1	17.7	15.1	
Sometimes	39.5	40.2	44.4	42.9	41.6	
Often	20.3	26.3	20.0	21.5	22.0	
Almost always	16.4	14.6	8.3	6.3	11.8	
N of Valid	433	391	385	317	1526	
N of Miss	12	5	8	4	29	

Table 39: Now thinking back over the past year in school, how often did you: hate being in school?

Response	6	8	10	12	Total	
Never	12.5	8.0	5.4	3.5	7.7	
Seldom	24.0	29.8	19.2	21.6	23.8	
Sometimes	33.0	35.7	32.1	34.6	33.8	
Often	14.3	17.2	26.7	23.5	20.1	
Almost always	16.2	9.3	16.6	16.8	14.6	
N of Valid	433	389	386	315	1523	
N of Miss	12	7	7	6	32	

Table 40: Now thinking back over the past year in school, how often did you: try to do your best work in school?

Response	6	8	10	12	Total	
Never	0.2	0.3	1.1	0.6	0.5	
Seldom	0.9	1.0	3.2	1.6	1.7	
Sometimes	6.7	12.4	14.5	13.4	11.5	
Often	18.6	28.0	30.5	44.6	29.4	
Almost always	73.5	58.3	50.8	39.8	56.9	
N of Valid	430	386	380	314	1510	
N of Miss	15	10	13	7	45	

Table 41: How often do you feel that the school work you are assigned is meaningful and important?

Response	6	8	10	12	Total	
Never	5.1	2.3	7.0	8.2	5.5	
Seldom	9.2	16.5	22.6	21.8	17.1	
Sometimes	21.0	32.1	35.6	39.7	31.4	
Often	32.1	28.8	22.9	17.7	25.9	
Almost always	32.6	20.3	11.9	12.6	20.1	
N of Valid	433	389	385	317	1524	
N of Miss	12	7	8	4	31	

Table 42: Putting them all together, what were your grades like last year?

Response	6	8	10	12	Total
Mostly F's	0.0	2.4	1.6	0.6	1.2
Mostly D's	3.0	3.5	3.0	3.2	3.1
Mostly C's	10.6	22.0	18.2	27.6	19.1
Mostly B's	41.1	45.6	37.1	42.2	41.5
Mostly A's	45.3	26.5	40.1	26.3	35.1
N of Valid	406	373	369	315	1463
N of Miss	39	23	24	6	92

Table 43: How important do you think the things you are learning in school are going to be for your later life?

Response	6	8	10	12	Total
Very important	53.2	36.9	22.1	13.9	33.0
Quite important	23.9	23.2	18.7	18.7	21.3
Fairly important	13.5	24.2	29.4	31.0	23.9
Slightly important	7.3	13.1	22.6	28.8	17.1
Not at all important	2.1	2.6	7.3	7.6	4.7
N of Valid	436	388	385	316	1525
N of Miss	9	8	8	5	30

Table 44: Do your parents care about your skipping or cutting school?

Response	6	8	10	12	Total
Yes	94.2	97.4	95.0	96.6	95.7
No	5.8	2.6	5.0	3.4	4.3
N of Valid	433	388	382	320	1523
N of Miss	12	8	11	1	32

Table 45: During the LAST FOUR WEEKS how many whole days of school have you missed because you skipped or 'cut'?








Response	6	8	10	12	Total	
None	69.8	82.5	82.1	75.9	77.4	
1	10.1	6.7	7.3	8.8	8.3	
2	5.8	4.4	4.7	5.3	5.0	
3	5.3	2.3	2.9	4.7	3.8	
4-5	6.5	2.6	2.1	3.4	3.7	
6-10	1.2	1.0	0.8	1.6	1.1	
11 or more	1.4	0.5	0.3	0.3	0.7	
N of Valid	434	389	385	319	1527	
N of Miss	11	7	8	2	28	

Table 46: What are the chances you would be seen as cool if you: smoked cigarettes?






Response	6	8	10	12	Total	
No or very little chance	88.0	64.7	61.5	50.9	67.5	
Little chance	6.8	16.5	16.4	22.5	15.0	
Some chance	3.5	11.9	13.5	19.3	11.5	
Pretty good chance	0.2	4.4	5.5	3.8	3.4	
Very good chance	1.4	2.6	3.1	3.5	2.6	
N of Valid	425	388	384	316	1513	
N of Miss	20	8	9	5	42	

Table 47: What are the chances you would be seen as cool if you: worked hard at school?






Response	6	8	10	12	Total	
No or very little chance	7.1	10.3	9.9	8.3	8.9	
Little chance	7.1	15.1	13.8	18.4	13.2	
Some chance	13.1	19.2	27.6	29.8	21.8	
Pretty good chance	19.8	28.2	24.2	25.4	24.2	
Very good chance	52.8	27.2	24.5	18.1	31.9	
N of Valid	434	390	384	315	1523	
N of Miss	11	6	9	6	32	

Table 48: What are the chances you would be seen as cool if you: began drinking alcoholic beverages regularly, that is, at least once or twice a month?






Response	6	8	10	12	Total	
No or very little chance	87.7	60.0	42.5	30.3	57.2	
Little chance	5.6	16.1	18.9	18.0	14.2	
Some chance	4.2	11.4	18.6	22.7	13.5	
Pretty good chance	1.4	8.6	12.3	18.3	9.5	
Very good chance	1.2	3.9	7.6	10.7	5.5	
N of Valid	430	385	381	317	1513	
N of Miss	15	11	12	4	42	

Table 49: What are the chances you would be seen as cool if you: defended someone who was being bullied?






Response	6	8	10	12	Total	
No or very little chance	11.0	9.8	11.0	8.9	10.3	
Little chance	6.6	13.4	16.3	15.8	12.7	
Some chance	12.7	22.0	26.2	28.2	21.7	
Pretty good chance	22.3	22.0	28.1	26.9	24.6	
Very good chance	47.4	32.8	18.4	20.3	30.7	
N of Valid	426	387	381	316	1510	
N of Miss	19	9	12	5	45	

Table 50: What are the chances you would be seen as cool if you: smoked marijuana?






Response	6	8	10	12	Total	
No or very little chance	88.6	59.1	49.1	33.9	59.7	
Little chance	3.5	12.8	12.0	18.0	11.0	
Some chance	3.7	10.2	12.8	18.0	10.6	
Pretty good chance	2.6	7.8	12.3	14.2	8.8	
Very good chance	1.6	10.2	13.8	15.8	9.8	
N of Valid	430	384	383	316	1513	
N of Miss	15	12	10	5	42	

Table 51: What are the chances you would be seen as cool if you: carried a handgun?






Response	6	8	10	12	Total	
No or very little chance	82.9	69.0	67.2	56.9	70.0	
Little chance	5.6	10.7	14.6	16.6	11.5	
Some chance	6.1	6.8	9.1	14.4	8.8	
Pretty good chance	1.9	6.0	4.2	7.3	4.6	
Very good chance	3.5	7.6	4.9	4.8	5.2	
N of Valid	427	384	384	313	1508	
N of Miss	18	12	9	8	47	

Table 52: What are the chances you would be seen as cool if you: used e-cigarettes, e-cigars or e-hookahs?






Response	6	8	10	12	Total	
No or very little chance	90.5	60.8	52.8	41.4	63.0	
Little chance	3.1	10.6	13.6	17.5	10.7	
Some chance	3.6	13.2	14.2	18.5	11.9	
Pretty good chance	1.4	9.6	11.5	12.1	8.3	
Very good chance	1.4	5.7	7.9	10.5	6.1	
N of Valid	420	385	381	314	1500	
N of Miss	25	11	12	7	55	

Table 53: What are the chances you would be seen as cool if you: bullied someone or cyber bullied someone?






Response	6	8	10	12	Total	
No or very little chance	84.0	72.1	68.4	65.4	73.1	
Little chance	6.8	13.0	15.7	21.3	13.7	
Some chance	4.0	6.5	9.4	8.6	7.0	
Pretty good chance	1.9	5.2	2.3	2.9	3.1	
Very good chance	3.3	3.1	4.2	1.9	3.2	
N of Valid	426	384	383	315	1508	
N of Miss	19	12	10	6	47	

Table 54: Think of your four best friends (the friends you feel closest to). In the past year (12 months), how many of your best friends have: participated in clubs, organizations or activities at school?






Response	6	8	10	12	Total	
0	18.2	11.7	12.5	13.6	14.1	
1	18.2	11.5	11.1	11.7	13.3	
2	18.9	15.7	16.4	19.9	17.7	
3	14.9	17.0	16.4	14.6	15.7	
4	29.8	44.1	43.5	40.2	39.1	
N of Valid	423	383	377	316	1499	
N of Miss	22	13	16	5	56	

Table 55: Think of your four best friends (the friends you feel closest to). In the past year (12 months), how many of your best friends have: smoked cigarettes?






Response	6	8	10	12	Total	
0	90.7	73.1	58.0	50.3	69.6	
1	6.1	12.9	18.4	18.0	13.4	
2	1.2	5.3	10.2	10.4	6.4	
3	0.7	4.5	5.6	6.3	4.1	
4	1.4	4.2	7.8	14.9	6.5	
N of Valid	429	379	374	316	1498	
N of Miss	16	17	19	5	57	

Table 56: Think of your four best friends (the friends you feel closest to). In the past year (12 months), how many of your best friends have: tried beer, wine or hard liquor (for example, vodka, whiskey, or gin) when their parents didn't know about it?






Response	6	8	10	12	Total	
0	86.9	57.9	35.2	25.9	53.8	
1	7.5	16.5	12.8	13.3	12.3	
2	2.1	11.3	17.6	15.2	11.1	
3	0.9	5.0	11.7	14.2	7.5	
4	2.6	9.4	22.7	31.3	15.4	
N of Valid	429	382	375	316	1502	
N of Miss	16	14	18	5	53	

Table 57: Think of your four best friends (the friends you feel closest to). In the past year (12 months), how many of your best friends have: used e-cigarettes, e-cigars, or e-hookahs?


Response	6	8	10	12	Total	
0	94.4	73.8	59.3	50.3	71.1	
1	4.5	10.7	13.6	14.2	10.4	
2	0.5	7.6	13.3	12.0	7.9	
3	0.0	4.2	3.7	8.9	3.9	
4	0.7	3.7	10.1	14.6	6.7	
N of Valid	426	382	376	316	1500	
N of Miss	19	14	17	5	55	

Table 58: Think of your four best friends (the friends you feel closest to). In the past year (12 months), how many of your best friends have: used marijuana?


Response	6	8	10	12	Total	
0	95.0	74.6	54.2	46.8	69.4	
1	1.9	10.6	18.0	13.7	10.6	
2	1.7	5.6	13.9	11.5	7.8	
3	0.9	2.9	4.8	8.9	4.1	
4	0.5	6.3	9.1	19.1	8.1	
N of Valid	424	378	373	314	1489	
N of Miss	21	18	20	7	66	

Table 59: Think of your four best friends (the friends you feel closest to). In the past year (12 months), how many of your best friends have: used prescription drugs or non-prescription drugs for the purpose of getting high?


Response	6	8	10	12	Total	
0	97.0	83.5	75.1	72.2	82.9	
1	1.4	7.6	13.9	8.9	7.7	
2	1.2	3.4	3.7	6.6	3.5	
3	0.2	1.6	2.1	4.7	2.0	
4	0.2	3.9	5.1	7.6	3.9	
N of Valid	428	382	374	316	1500	
N of Miss	17	14	19	5	55	

Table 60: Think of your four best friends (the friends you feel closest to). In the past year (12 months), how many of your best friends have: used synthetic marijuana (K2, spice) or bath salts?






Response	6	8	10	12	Total	
0	96.5	91.8	87.7	84.8	90.6	
1	2.1	2.9	5.1	5.7	3.8	
2	0.2	2.4	2.1	4.7	2.2	
3	0.2	1.1	1.3	1.9	1.1	
4	0.9	1.8	3.7	2.8	2.3	
N of Valid	423	379	375	316	1493	
N of Miss	22	17	18	5	62	

Table 61: Think of your four best friends (the friends you feel closest to). In the past year (12 months), how many of your best friends have: used LSD, cocaine, amphetamines, or other illegal drugs?






Response	6	8	10	12	Total	
0	97.9	93.9	87.8	89.2	92.5	
1	1.4	3.2	6.9	5.7	4.1	
2	0.5	1.1	1.6	2.2	1.3	
3	0.2	0.5	1.1	0.6	0.6	
4	0.0	1.3	2.7	2.2	1.5	
N of Valid	425	379	377	314	1495	
N of Miss	20	17	16	7	60	

Table 62: Think of your four best friends (the friends you feel closest to). In the past year (12 months), how many of your best friends have: been bullied?






Response	6	8	10	12	Total	
0	40.7	41.1	59.1	69.2	51.5	
1	24.6	21.8	16.8	12.1	19.3	
2	15.2	15.8	10.2	7.3	12.4	
3	7.5	6.6	3.5	4.8	5.7	
4	12.0	14.7	10.4	6.7	11.2	
N of Valid	415	380	374	315	1484	
N of Miss	30	16	19	6	71	

Table 63: Think of your four best friends (the friends you feel closest to). In the past year (12 months), how many of your best friends have: been suspended from school?






Response	6	8	10	12	Total	
0	56.3	51.2	64.1	67.3	59.3	
1	14.9	19.3	16.8	14.0	16.3	
2	12.8	10.3	7.2	9.2	10.0	
3	5.4	7.7	4.8	3.8	5.5	
4	10.6	11.6	7.2	5.7	9.0	
N of Valid	423	379	376	315	1493	
N of Miss	22	17	17	6	62	

Table 64: Think of your four best friends (the friends you feel closest to). In the past year (12 months), how many of your best friends have: carried a handgun?






Response	6	8	10	12	Total	
0	93.7	92.3	89.2	85.7	90.5	
1	2.6	3.4	4.5	5.1	3.8	
2	1.4	1.6	2.1	4.4	2.3	
3	1.2	1.1	1.1	1.0	1.1	
4	1.2	1.6	3.2	3.8	2.3	
N of Valid	429	379	378	315	1501	
N of Miss	16	17	15	6	54	

Table 65: Think of your four best friends (the friends you feel closest to). In the past year (12 months), how many of your best friends have: sold illegal drugs?






Response	6	8	10	12	Total	
0	97.6	89.4	85.4	84.8	89.8	
1	1.4	6.1	9.0	6.3	5.6	
2	0.5	2.4	2.7	4.4	2.3	
3	0.5	1.3	0.5	1.9	1.0	
4	0.0	0.8	2.4	2.5	1.3	
N of Valid	424	377	377	315	1493	
N of Miss	21	19	16	6	62	

Table 66: Think of your four best friends (the friends you feel closest to). In the past year (12 months), how many of your best friends have: regularly attended religious services?






Response	6	8	10	12	Total	
0	39.6	24.8	22.4	23.7	28.0	
1	5.7	9.2	11.5	15.8	10.3	
2	7.5	12.9	17.9	15.5	13.2	
3	11.2	15.0	18.7	18.0	15.6	
4	36.1	38.0	29.6	26.9	32.9	
N of Valid	402	379	375	316	1472	
N of Miss	43	17	18	5	83	

Table 67: Think of your four best friends (the friends you feel closest to). In the past year (12 months), how many of your best friends have: stolen or tried to steal a motor vehicle such as a car or motorcycle?






Response	6	8	10	12	Total	
0	96.9	94.7	93.6	93.4	94.8	
1	0.9	4.0	2.9	3.8	2.8	
2	1.2	0.3	1.6	0.3	0.9	
3	0.2	0.8	0.3	1.3	0.6	
4	0.7	0.3	1.6	1.3	0.9	
N of Valid	426	379	376	316	1497	
N of Miss	19	17	17	5	58	

Table 68: Think of your four best friends (the friends you feel closest to). In the past year (12 months), how many of your best friends have: been arrested?






Response	6	8	10	12	Total	
0	92.9	87.1	84.9	81.3	87.0	
1	4.2	6.1	7.7	10.8	6.9	
2	1.4	4.7	3.7	4.1	3.4	
3	0.5	1.3	0.8	1.6	1.0	
4	0.9	0.8	2.9	2.2	1.7	
N of Valid	425	379	377	316	1497	
N of Miss	20	17	16	5	58	

Table 69: Think of your four best friends (the friends you feel closest to). In the past year (12 months), how many of your best friends have: dropped out of school?






Response	6	8	10	12	Total	
0	95.0	96.3	91.2	85.1	92.3	
1	2.8	2.9	6.1	11.1	5.4	
2	1.2	0.5	1.1	1.9	1.1	
3	0.2	0.3	0.8	1.3	0.6	
4	0.7	0.0	0.8	0.6	0.5	
N of Valid	422	380	377	316	1495	
N of Miss	23	16	16	5	60	

Table 70: Think of your four best friends (the friends you feel closest to). In the past year (12 months), how many of your best friends have: been members of a gang?






Response	6	8	10	12	Total	
0	91.0	85.8	84.3	87.9	87.3	
1	3.1	5.5	5.3	4.1	4.5	
2	2.4	1.3	4.3	2.2	2.5	
3	0.5	2.4	1.6	2.2	1.6	
4	3.1	5.0	4.5	3.5	4.0	
N of Valid	420	381	376	315	1492	
N of Miss	25	15	17	6	63	

Table 71: How old were you when you first: smoked marijuana?










Response	6	8	10	12	Total	
Never	98.1	86.6	73.0	58.8	80.7	
10 or younger	0.9	1.3	2.4	0.6	1.3	
11	0.7	3.4	1.3	0.3	1.5	
12	0.2	3.1	2.6	2.6	2.1	
13	0.0	5.0	6.6	4.2	3.8	
14	0.0	0.5	7.4	6.7	3.4	
15	0.0	0.0	5.3	8.3	3.1	
16	0.0	0.0	1.3	10.2	2.5	
17 or older	0.0	0.0	0.0	8.3	1.7	
N of Valid	428	381	378	313	1500	
N of Miss	17	15	15	8	55	

Table 72: How old were you when you first: smoked a cigarette, even just a puff?










Response	6	8	10	12	Total	
Never	94.4	76.9	64.6	54.3	74.1	
10 or younger	3.5	8.8	6.6	6.3	6.2	
11	1.6	3.6	3.7	1.6	2.7	
12	0.0	4.9	6.3	3.8	3.6	
13	0.2	4.9	6.6	4.4	3.9	
14	0.0	0.8	7.1	8.3	3.7	
15	0.0	0.0	5.0	7.9	2.9	
16	0.0	0.0	0.0	8.3	1.7	
17 or older	0.2	0.0	0.0	5.1	1.1	
N of Valid	429	386	378	315	1508	
N of Miss	16	10	15	6	47	

Table 73: How old were you when you first: had more than a sip or two of beer, wine or hard liquor (for example, vodka, whiskey, or gin)?










Response	6	8	10	12	Total	
Never	87.3	58.3	42.9	29.7	56.7	
10 or younger	8.5	11.2	11.1	6.7	9.5	
11	3.5	6.5	3.2	1.6	3.8	
12	0.7	8.6	4.8	3.5	4.3	
13	0.0	12.8	9.3	7.7	7.2	
14	0.0	2.6	13.8	10.9	6.4	
15	0.0	0.0	13.0	12.1	5.8	
16	0.0	0.0	1.9	15.3	3.7	
17 or older	0.0	0.0	0.3	12.5	2.7	
N of Valid	426	384	378	313	1501	
N of Miss	19	12	15	8	54	

Table 74: How old were you when you first: began drinking alcoholic beverages regularly, that is, at least once or twice a month?










Response	6	8	10	12	Total	
Never	98.1	90.3	78.8	63.8	84.1	
10 or younger	1.2	1.6	1.6	0.0	1.1	
11	0.2	1.3	0.3	0.6	0.6	
12	0.5	2.6	1.9	1.0	1.5	
13	0.0	4.2	2.7	1.9	2.1	
14	0.0	0.0	7.2	2.9	2.4	
15	0.0	0.0	7.4	7.0	3.3	
16	0.0	0.0	0.3	11.1	2.4	
17 or older	0.0	0.0	0.0	11.7	2.5	
N of Valid	429	382	377	315	1503	
N of Miss	16	14	16	6	52	

Table 75: How old were you when you first: used Daztrex?


Response	6	8	10	12	Total	
Never	100.0	100.0	100.0	100.0	100.0	
10 or younger	0.0	0.0	0.0	0.0	0.0	
11	0.0	0.0	0.0	0.0	0.0	
12	0.0	0.0	0.0	0.0	0.0	
13	0.0	0.0	0.0	0.0	0.0	
14	0.0	0.0	0.0	0.0	0.0	
15	0.0	0.0	0.0	0.0	0.0	
16	0.0	0.0	0.0	0.0	0.0	
17 or older	0.0	0.0	0.0	0.0	0.0	
N of Valid	415	380	377	315	1487	
N of Miss	30	16	16	6	68	

Table 76: How old were you when you first: got suspended from school?

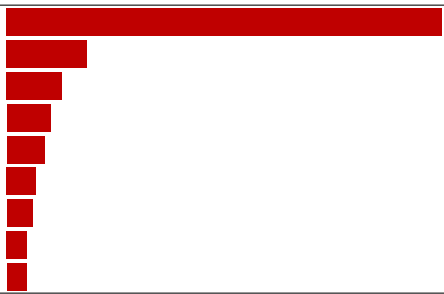
Response	6	8	10	12	Total	
Never	74.7	71.4	67.1	62.5	69.4	
10 or younger	13.3	9.7	9.5	9.5	10.7	
11	9.6	6.6	4.8	4.1	6.5	
12	2.3	5.5	5.0	6.3	4.7	
13	0.0	4.5	6.6	4.1	3.7	
14	0.0	1.6	4.8	2.9	2.2	
15	0.0	0.8	1.9	4.4	1.6	
16	0.0	0.0	0.3	3.2	0.7	
17 or older	0.0	0.0	0.0	2.9	0.6	
N of Valid	427	381	377	315	1500	
N of Miss	18	15	16	6	55	

Table 77: How old were you when you first: got arrested?


Response	6	8	10	12	Total	
Never	97.7	96.3	91.8	90.5	94.4	
10 or younger	0.7	0.5	0.5	0.6	0.6	
11	0.9	0.3	0.5	0.3	0.5	
12	0.7	1.3	0.5	1.0	0.9	
13	0.0	1.6	2.4	1.3	1.3	
14	0.0	0.0	2.4	1.3	0.9	
15	0.0	0.0	1.3	0.6	0.5	
16	0.0	0.0	0.5	2.5	0.7	
17 or older	0.0	0.0	0.0	1.9	0.4	
N of Valid	431	382	377	315	1505	
N of Miss	14	14	16	6	50	

Table 78: How old were you when you first: carried a handgun?










Response	6	8	10	12	Total	
Never	96.0	93.5	93.4	93.3	94.1	
10 or younger	2.1	1.6	1.9	1.0	1.7	
11	1.2	0.8	0.5	0.6	0.8	
12	0.7	1.6	0.8	0.6	0.9	
13	0.0	2.4	0.8	1.0	1.0	
14	0.0	0.3	1.1	0.6	0.5	
15	0.0	0.0	1.1	0.3	0.3	
16	0.0	0.0	0.5	1.0	0.3	
17 or older	0.0	0.0	0.0	1.6	0.3	
N of Valid	426	382	377	314	1499	
N of Miss	19	14	16	7	56	

Table 79: How old were you when you first: used e-cigarettes, e-cigars, or e-hookahs?










Response	6	8	10	12	Total	
Never	97.9	86.7	75.5	66.6	82.9	
10 or younger	1.6	0.5	0.8	0.0	0.8	
11	0.5	2.1	0.8	0.3	0.9	
12	0.0	5.2	1.6	0.6	1.9	
13	0.0	4.2	2.9	1.9	2.2	
14	0.0	1.0	10.6	1.9	3.3	
15	0.0	0.3	6.9	9.2	3.7	
16	0.0	0.0	1.1	12.4	2.9	
17 or older	0.0	0.0	0.0	7.0	1.5	
N of Valid	428	384	379	314	1505	
N of Miss	17	12	14	7	50	

Table 80: How old were you when you first: belonged to a gang?










Response	6	8	10	12	Total	
Never	97.2	94.5	91.5	94.3	94.5	
10 or younger	1.2	0.5	1.6	1.0	1.1	
11	1.2	0.8	1.1	0.3	0.9	
12	0.5	0.3	1.1	1.0	0.7	
13	0.0	3.4	1.1	1.0	1.3	
14	0.0	0.5	1.9	0.6	0.7	
15	0.0	0.0	1.3	0.3	0.4	
16	0.0	0.0	0.5	1.3	0.4	
17 or older	0.0	0.0	0.0	0.3	0.1	
N of Valid	425	382	378	315	1500	
N of Miss	20	14	15	6	55	

Table 81: How old were you when you first: used prescription drugs not prescribed to you?










Response	6	8	10	12	Total	
Never	99.1	93.0	88.6	82.9	91.5	
10 or younger	0.9	0.5	1.6	1.3	1.1	
11	0.0	1.0	1.3	0.0	0.6	
12	0.0	1.3	2.1	0.6	1.0	
13	0.0	3.1	1.3	2.9	1.7	
14	0.0	1.0	2.9	1.9	1.4	
15	0.0	0.0	2.1	3.2	1.2	
16	0.0	0.0	0.0	3.5	0.7	
17 or older	0.0	0.0	0.0	3.8	0.8	
N of Valid	432	384	378	315	1509	
N of Miss	13	12	15	6	46	

Table 82: How wrong do you think it is for someone your age to: take a handgun to school?





Response	6	8	10	12	Total	
Very wrong	91.5	87.1	84.7	84.7	87.3	
Wrong	6.7	9.8	9.3	9.2	8.6	
A little bit wrong	1.6	1.6	3.7	3.2	2.4	
Not at all wrong	0.2	1.6	2.4	2.9	1.7	
N of Valid	436	387	378	314	1515	
N of Miss	9	9	15	7	40	

Table 83: How wrong do you think it is for someone your age to: steal anything?





Response	6	8	10	12	Total	
Very wrong	79.9	59.3	63.0	67.3	67.8	
Wrong	15.1	30.3	29.4	26.6	24.9	
A little bit wrong	4.8	8.0	5.3	4.2	5.6	
Not at all wrong	0.2	2.3	2.4	1.9	1.7	
N of Valid	437	386	378	312	1513	
N of Miss	8	10	15	9	42	

Table 84: How wrong do you think it is for someone your age to: pick a fight with someone?





Response	6	8	10	12	Total	
Very wrong	65.1	41.5	49.3	50.0	52.0	
Wrong	23.8	32.8	32.0	31.1	29.6	
A little bit wrong	9.0	21.0	13.6	15.4	14.5	
Not at all wrong	2.1	4.7	5.1	3.5	3.8	
N of Valid	433	381	375	312	1501	
N of Miss	12	15	18	9	54	

Table 85: How wrong do you think it is for someone your age to: attack someone with the idea of seriously hurting them?





Response	6	8	10	12	Total	
Very wrong	89.6	76.8	71.7	65.8	76.9	
Wrong	7.9	16.4	18.0	24.9	16.1	
A little bit wrong	1.9	5.2	6.9	6.1	4.8	
Not at all wrong	0.7	1.6	3.4	3.2	2.1	
N of Valid	432	383	378	313	1506	
N of Miss	13	13	15	8	49	

Table 86: How wrong do you think it is for someone your age to: stay away from school all day when their parents think they are at school?





Response	6	8	10	12	Total	
Very wrong	87.8	66.2	58.4	51.6	67.4	
Wrong	8.8	26.2	26.8	31.1	22.4	
A little bit wrong	3.2	6.5	11.1	12.8	8.0	
Not at all wrong	0.2	1.0	3.7	4.5	2.2	
N of Valid	433	385	377	312	1507	
N of Miss	12	11	16	9	48	

Table 87: How wrong do you think it is for someone your age to: drink beer, wine or hard liquor (for example, vodka, whiskey, or gin) regularly?





Response	6	8	10	12	Total	
Very wrong	91.0	66.4	45.1	38.2	62.3	
Wrong	6.7	16.9	24.1	19.7	16.4	
A little bit wrong	1.8	13.5	21.2	27.7	15.0	
Not at all wrong	0.5	3.1	9.5	14.3	6.3	
N of Valid	435	384	377	314	1510	
N of Miss	10	12	16	7	45	

Table 88: How wrong do you think it is for someone your age to: smoke cigarettes?





Response	6	8	10	12	Total	
Very wrong	91.9	74.7	55.6	45.2	68.7	
Wrong	5.3	14.6	24.5	22.9	16.2	
A little bit wrong	2.3	8.1	12.2	18.8	9.7	
Not at all wrong	0.5	2.6	7.7	13.1	5.5	
N of Valid	430	383	376	314	1503	
N of Miss	15	13	17	7	52	

Table 89: How wrong do you think it is for someone your age to: smoke marijuana?





Response	6	8	10	12	Total	
Very wrong	94.2	74.5	57.7	42.4	69.3	
Wrong	3.9	11.3	18.0	21.0	12.9	
A little bit wrong	1.4	7.9	11.1	15.9	8.5	
Not at all wrong	0.5	6.3	13.2	20.7	9.4	
N of Valid	433	381	378	314	1506	
N of Miss	12	15	15	7	49	

Table 90: How wrong do you think it is for someone your age to: use prescription drugs or non-prescription drugs for the purpose of getting high?





Response	6	8	10	12	Total	
Very wrong	95.2	86.7	71.6	71.0	82.1	
Wrong	4.4	7.6	16.2	16.9	10.7	
A little bit wrong	0.2	3.7	7.7	7.0	4.4	
Not at all wrong	0.2	2.1	4.5	5.1	2.8	
N of Valid	434	383	377	314	1508	
N of Miss	11	13	16	7	47	

Table 91: How wrong do you think it is for someone your age to: use synthetic marijuana (K2, spice) or bath salts?


Response	6	8	10	12	Total	
Very wrong	95.8	90.3	82.5	80.6	87.9	
Wrong	2.8	5.8	12.7	11.4	7.8	
A little bit wrong	0.7	2.1	1.9	5.1	2.3	
Not at all wrong	0.7	1.8	2.9	2.9	2.0	
N of Valid	432	382	378	315	1507	
N of Miss	13	14	15	6	48	

Table 92: How wrong do you think it is for someone your age to: use LSD, cocaine, amphetamines or another illegal drug?


Response	6	8	10	12	Total	
Very wrong	96.3	92.2	82.8	86.7	89.8	
Wrong	3.5	4.9	12.5	9.2	7.3	
A little bit wrong	0.0	1.3	2.1	1.3	1.1	
Not at all wrong	0.2	1.6	2.7	2.9	1.7	
N of Valid	431	384	377	315	1507	
N of Miss	14	12	16	6	48	

Table 93: How wrong do you think it is for someone your age to: use e-cigarettes, e-cigars or e-hookahs?


Response	6	8	10	12	Total	
Very wrong	92.1	70.2	54.4	44.7	67.2	
Wrong	5.3	14.4	16.4	16.0	12.6	
A little bit wrong	1.6	9.7	17.0	17.9	10.9	
Not at all wrong	0.9	5.7	12.2	21.4	9.2	
N of Valid	431	383	377	313	1504	
N of Miss	14	13	16	8	51	

Table 94: At school during the past 12 months, did you receive help from the resource teacher, speech therapist or other special education teacher?



Response	6	8	10	12	Total	
No	80.8	86.2	91.6	87.6	86.3	
Yes	19.2	13.8	8.4	12.4	13.7	
N of Valid	380	349	334	275	1338	
N of Miss	65	47	59	46	217	

Table 95: How many times in the past year (12 months) have you: been suspended from school?








Response	6	8	10	12	Total	
Never	80.9	82.0	86.0	84.0	83.1	
1 to 2 times	12.4	13.0	9.5	13.1	12.0	
3 to 5 times	3.9	1.8	2.6	2.2	2.7	
6 to 9 times	1.2	1.3	0.5	0.6	0.9	
10 to 19 times	0.5	0.8	1.1	0.0	0.6	
20 to 29 times	0.0	0.0	0.0	0.0	0.0	
30 to 39 times	0.5	0.3	0.0	0.0	0.2	
40+ times	0.7	0.8	0.3	0.0	0.5	
N of Valid	434	384	378	313	1509	
N of Miss	11	12	15	8	46	

Table 96: How many times in the past year (12 months) have you: carried a handgun?









Response	6	8	10	12	Total	
Never	94.0	93.8	93.9	93.3	93.8	
1 to 2 times	3.7	2.1	1.6	1.6	2.3	
3 to 5 times	1.4	1.6	1.3	2.2	1.6	
6 to 9 times	0.7	0.3	0.3	0.0	0.3	
10 to 19 times	0.2	1.3	1.1	1.0	0.9	
20 to 29 times	0.0	0.3	0.3	0.3	0.2	
30 to 39 times	0.0	0.0	0.5	0.3	0.2	
40+ times	0.0	0.8	1.1	1.3	0.7	
N of Valid	433	384	378	312	1507	
N of Miss	12	12	15	9	48	

Table 97: How many times in the past year (12 months) have you: sold illegal drugs?







Response	6	8	10	12	Total	
Never	99.8	97.1	94.9	94.2	96.7	
1 to 2 times	0.2	0.8	2.1	1.6	1.1	
3 to 5 times	0.0	0.3	0.3	1.9	0.5	
6 to 9 times	0.0	1.0	1.1	0.6	0.7	
10 to 19 times	0.0	0.5	0.5	0.3	0.3	
20 to 29 times	0.0	0.0	0.0	0.0	0.0	
30 to 39 times	0.0	0.0	0.0	0.0	0.0	
40+ times	0.0	0.3	1.1	1.3	0.6	
N of Valid	432	383	376	309	1500	
N of Miss	13	13	17	12	55	

Table 98: How many times in the past year (12 months) have you: stolen or tried to steal a motor vehicle such as a car or motorcycle?





Response	6	8	10	12	Total	
Never	98.8	97.4	98.7	98.7	98.4	
1 to 2 times	0.5	1.3	0.8	1.3	0.9	
3 to 5 times	0.2	0.5	0.5	0.0	0.3	
6 to 9 times	0.5	0.8	0.0	0.0	0.3	
10 to 19 times	0.0	0.0	0.0	0.0	0.0	
20 to 29 times	0.0	0.0	0.0	0.0	0.0	
30 to 39 times	0.0	0.0	0.0	0.0	0.0	
40+ times	0.0	0.0	0.0	0.0	0.0	
N of Valid	434	384	375	311	1504	
N of Miss	11	12	18	10	51	

Table 99: How many times in the past year (12 months) have you: participated in clubs, organizations or activities at school?









Response	6	8	10	12	Total	
Never	40.5	32.2	30.9	31.9	34.2	
1 to 2 times	28.1	19.6	15.2	11.3	19.2	
3 to 5 times	11.4	17.3	12.5	11.0	13.1	
6 to 9 times	4.7	4.7	9.1	10.6	7.0	
10 to 19 times	5.3	8.6	6.1	6.8	6.7	
20 to 29 times	2.1	2.6	4.5	5.8	3.6	
30 to 39 times	1.6	1.8	2.4	3.2	2.2	
40+ times	6.3	13.1	19.2	19.4	14.0	
N of Valid	430	382	375	310	1497	
N of Miss	15	14	18	11	58	

Table 100: How many times in the past year (12 months) have you: been arrested?






Response	6	8	10	12	Total	
Never	98.2	96.9	94.7	93.9	96.1	
1 to 2 times	1.6	2.9	4.0	5.4	3.3	
3 to 5 times	0.2	0.0	0.5	0.3	0.3	
6 to 9 times	0.0	0.0	0.8	0.0	0.2	
10 to 19 times	0.0	0.0	0.0	0.0	0.0	
20 to 29 times	0.0	0.3	0.0	0.3	0.1	
30 to 39 times	0.0	0.0	0.0	0.0	0.0	
40+ times	0.0	0.0	0.0	0.0	0.0	
N of Valid	433	383	376	312	1504	
N of Miss	12	13	17	9	51	

Table 101: How many times in the past year (12 months) have you: attacked someone with the idea of seriously hurting them?


Response	6	8	10	12	Total	
Never	92.4	87.8	87.8	89.7	89.5	
1 to 2 times	5.1	8.6	7.2	7.7	7.0	
3 to 5 times	1.2	2.1	1.9	0.6	1.5	
6 to 9 times	0.5	0.8	1.6	1.3	1.0	
10 to 19 times	0.5	0.5	0.0	0.6	0.4	
20 to 29 times	0.2	0.0	0.3	0.0	0.1	
30 to 39 times	0.0	0.3	0.3	0.0	0.1	
40+ times	0.2	0.0	1.1	0.0	0.3	
N of Valid	433	384	376	311	1504	
N of Miss	12	12	17	10	51	

Table 102: How many times in the past year (12 months) have you: been drunk or high at school?


Response	6	8	10	12	Total	
Never	98.6	91.4	87.8	83.7	91.0	
1 to 2 times	0.7	4.5	5.3	9.0	4.5	
3 to 5 times	0.5	1.3	3.2	2.9	1.9	
6 to 9 times	0.0	0.8	1.6	1.3	0.9	
10 to 19 times	0.0	0.5	0.5	1.3	0.5	
20 to 29 times	0.0	0.5	0.3	0.0	0.2	
30 to 39 times	0.2	0.3	0.0	0.3	0.2	
40+ times	0.0	0.8	1.3	1.6	0.9	
N of Valid	434	382	376	312	1504	
N of Miss	11	14	17	9	51	

Table 103: How many times in the past year (12 months) have you: taken a handgun to school?

Response	6	8	10	12	Total	
Never	99.8	99.5	98.9	100.0	99.5	
1 to 2 times	0.2	0.3	0.0	0.0	0.1	
3 to 5 times	0.0	0.0	0.3	0.0	0.1	
6 to 9 times	0.0	0.0	0.0	0.0	0.0	
10 to 19 times	0.0	0.0	0.0	0.0	0.0	
20 to 29 times	0.0	0.0	0.3	0.0	0.1	
30 to 39 times	0.0	0.0	0.0	0.0	0.0	
40+ times	0.0	0.3	0.5	0.0	0.2	
N of Valid	434	384	376	311	1505	
N of Miss	11	12	17	10	50	

Table 104: Are you currently on probation, or assigned a probation officer with Juvenile Court?

Response	6	8	10	12	Total	
No	98.2	97.2	94.2	95.8	96.4	
Yes	1.8	2.8	5.8	4.2	3.6	
N of Valid	380	353	342	286	1361	
N of Miss	65	43	51	35	194	

Table 105: Have you ever belonged to a gang?

Response	6	8	10	12	Total	
No	93.8	90.4	89.4	91.6	91.4	
No, but would like to	1.4	1.3	1.6	1.9	1.5	
Yes, in the past	2.8	3.6	4.0	1.0	2.9	
Yes, belong now	2.1	3.6	4.8	4.8	3.7	
Yes, but would like to get out	0.0	1.0	0.3	0.6	0.5	
N of Valid	432	384	378	311	1505	
N of Miss	13	12	15	10	50	

Table 106: If you have ever belonged to a gang, did that gang have a name?




Response	6	8	10	12	Total	
No	7.4	6.5	11.2	11.7	9.0	
Yes	4.6	7.9	8.5	8.1	7.1	
I have never belonged to a gang	87.9	85.6	80.3	80.3	83.8	
N of Valid	431	382	375	309	1497	
N of Miss	14	14	18	12	58	

Table 107: You are at a party at someone's house, and one of your friends offers you a drink containing alcohol. What would you say or do?





Response	6	8	10	12	Total	
Drink it	3.1	19.8	37.2	46.6	25.0	
Tell your friend, 'No thanks, I don't drink' and suggest that you and your friend go and do something else	47.8	37.2	28.1	22.5	34.8	
Just say, 'No thanks' and walk away	31.9	31.7	28.6	26.7	29.9	
Make up a good excuse, tell your friend you had something else to do, and leave	17.3	11.3	6.1	4.2	10.2	
N of Valid	423	379	374	311	1487	
N of Miss	22	17	19	10	68	

Table 108: How often do you attend religious services or activities?





Response	6	8	10	12	Total	
Never	18.1	11.2	11.3	11.6	13.2	
Rarely	17.9	17.3	18.2	24.4	19.2	
1-2 Times a Month	10.1	14.1	15.0	18.3	14.1	
About Once a Week or More	53.9	57.4	55.5	45.7	53.5	
N of Valid	414	376	373	311	1474	
N of Miss	31	20	20	10	81	

Table 109: I think sometimes it's okay to cheat at school.





Response	6	8	10	12	Total	
NO!	66.8	39.4	21.3	19.8	38.6	
no	24.3	41.5	39.2	38.3	35.4	
yes	8.2	16.4	30.4	33.5	21.1	
YES!	0.7	2.6	9.1	8.3	4.9	
N of Valid	428	383	375	313	1499	
N of Miss	17	13	18	8	56	

Table 110: It is important to think before you act.





Response	6	8	10	12	Total	
NO!	1.4	2.6	4.0	1.6	2.4	
no	2.4	2.6	3.2	2.9	2.7	
yes	18.4	34.8	37.7	35.9	31.1	
YES!	77.9	59.9	55.2	59.6	63.8	
N of Valid	425	382	377	312	1496	
N of Miss	20	14	16	9	59	

Table 111: Sometimes I think that life is not worth it.





Response	6	8	10	12	Total	
NO!	55.6	45.4	44.1	44.7	47.8	
no	21.0	24.4	25.8	24.3	23.8	
yes	15.9	19.9	21.8	23.0	19.9	
YES!	7.5	10.3	8.3	8.0	8.5	
N of Valid	414	377	372	313	1476	
N of Miss	31	19	21	8	79	

Table 112: At times I think I am no good at all.

Response	6	8	10	12	Total	
NO!	39.7	32.1	32.4	37.0	35.4	
no	21.8	23.6	27.6	23.8	24.1	
yes	25.4	29.7	29.0	28.6	28.1	
YES!	13.2	14.6	11.0	10.6	12.4	
N of Valid	418	377	373	311	1479	
N of Miss	27	19	20	10	76	

Table 113: All in all, I am inclined to think that I am a failure.

Response	6	8	10	12	Total	
NO!	60.1	46.8	44.7	50.6	50.8	
no	21.3	29.3	35.0	31.0	28.8	
yes	13.0	15.4	14.6	12.9	14.0	
YES!	5.6	8.5	5.7	5.5	6.3	
N of Valid	414	376	371	310	1471	
N of Miss	31	20	22	11	84	

Table 114: In the past year, have you felt depressed or sad MOST days, even if you felt okay sometimes?

Response	6	8	10	12	Total	
NO!	32.0	35.1	31.2	34.0	33.0	
no	20.9	19.3	22.7	21.2	21.0	
yes	29.4	25.9	29.1	25.0	27.5	
YES!	17.8	19.8	17.1	19.9	18.5	
N of Valid	422	379	375	312	1488	
N of Miss	23	17	18	9	67	

Table 115: It is all right to beat up people if they start the fight.





Response	6	8	10	12	Total	
NO!	50.5	29.5	23.9	25.4	33.2	
no	16.0	20.0	20.2	14.5	17.8	
yes	16.9	24.7	24.2	29.9	23.5	
YES!	16.7	25.8	31.6	30.2	25.6	
N of Valid	420	380	376	311	1487	
N of Miss	25	16	17	10	68	

Table 116: I think it is okay to take something without asking if you can get away with it.





Response	6	8	10	12	Total	
NO!	79.9	64.8	57.7	59.9	66.3	
no	18.2	30.1	36.4	34.0	29.1	
yes	1.7	4.0	3.5	5.2	3.4	
YES!	0.2	1.1	2.4	1.0	1.1	
N of Valid	423	375	376	309	1483	
N of Miss	22	21	17	12	72	

Table 117: Where do you get the most information about living a drug and alcohol free life? Parents/guardians





Response	6	8	10	12	Total	
All the time	60.4	57.4	47.8	48.7	54.0	
Most	16.7	16.0	22.8	20.8	18.9	
Some	7.5	13.6	15.8	15.4	12.8	
Very little	15.3	13.0	13.6	15.1	14.2	
N of Valid	412	376	368	312	1468	
N of Miss	33	20	25	9	87	

Table 118: Where do you get the most information about living a drug and alcohol free life? Friends





Response	6	8	10	12	Total	
All the time	19.3	14.8	12.6	11.6	14.8	
Most	23.2	21.6	17.5	10.3	18.6	
Some	21.7	26.1	24.5	31.2	25.6	
Very little	35.8	37.5	45.4	46.9	41.1	
N of Valid	405	371	372	311	1459	
N of Miss	40	25	21	10	96	

Table 119: Where do you get the most information about living a drug and alcohol free life? Family members





Response	6	8	10	12	Total	
All the time	54.8	47.7	35.9	31.0	43.2	
Most	16.6	20.9	27.7	25.5	22.4	
Some	13.4	15.5	16.3	23.5	16.8	
Very little	15.2	15.8	20.1	20.0	17.6	
N of Valid	409	373	368	310	1460	
N of Miss	36	23	25	11	95	

Table 120: Where do you get the most information about living a drug and alcohol free life? School





Response	6	8	10	12	Total	
All the time	56.0	55.6	43.7	36.7	48.7	
Most	17.5	26.3	22.1	22.8	22.1	
Some	11.4	9.4	20.5	23.5	15.8	
Very little	15.1	8.6	13.7	17.0	13.5	
N of Valid	405	372	371	311	1459	
N of Miss	40	24	22	10	96	

Table 121: Where do you get the most information about living a drug and alcohol free life? Internet





Response	6	8	10	12	Total	
All the time	18.3	15.1	17.3	14.9	16.5	
Most	10.1	11.6	14.1	13.6	12.2	
Some	22.0	29.4	24.9	26.2	25.5	
Very little	49.6	43.9	43.8	45.3	45.8	
N of Valid	405	371	370	309	1455	
N of Miss	40	25	23	12	100	

Table 122: Where do you get the most information about living a drug and alcohol free life? TV





Response	6	8	10	12	Total	
All the time	29.1	21.0	17.8	17.7	21.7	
Most	13.5	19.9	15.9	13.2	15.7	
Some	20.9	29.8	31.8	29.6	27.8	
Very little	36.5	29.3	34.5	39.5	34.8	
N of Valid	406	372	371	311	1460	
N of Miss	39	24	22	10	95	

Table 123: Where do you get the most information about living a drug and alcohol free life? Social media





Response	6	8	10	12	Total	
All the time	18.0	14.4	16.3	12.3	15.4	
Most	13.4	13.4	11.7	10.3	12.3	
Some	19.0	23.4	24.7	26.1	23.1	
Very little	49.6	48.8	47.3	51.3	49.2	
N of Valid	395	367	368	310	1440	
N of Miss	50	29	25	11	115	

Table 124: How much do you think people risk harming themselves (physically or in other ways) if they: smoked one or more packs of cigarettes per day?





Response	6	8	10	12	Total	
No risk	14.8	9.6	11.7	9.7	11.6	
Slight risk	5.8	8.0	6.9	9.1	7.3	
Moderate risk	15.0	19.1	17.6	20.4	17.8	
Great risk	64.4	63.3	63.8	60.8	63.2	
N of Valid	413	376	376	309	1474	
N of Miss	32	20	17	12	81	

Table 125: How much do you think people risk harming themselves (physically or in other ways) if they: try marijuana once or twice?





Response	6	8	10	12	Total	
No risk	18.2	21.4	32.8	40.8	27.5	
Slight risk	16.7	27.9	30.9	28.5	25.6	
Moderate risk	21.5	18.5	16.9	15.9	18.4	
Great risk	43.6	32.2	19.4	14.9	28.5	
N of Valid	413	373	372	309	1467	
N of Miss	32	23	21	12	88	

Table 126: How much do you think people risk harming themselves (physically or in other ways) if they: smoke marijuana once or twice a week?





Response	6	8	10	12	Total	
No risk	16.0	17.8	22.4	30.2	21.1	
Slight risk	7.4	13.0	20.5	20.5	14.9	
Moderate risk	21.1	24.6	24.6	26.6	24.1	
Great risk	55.5	44.6	32.5	22.7	40.0	
N of Valid	407	370	366	308	1451	
N of Miss	38	26	27	13	104	

Table 127: How much do you think people risk harming themselves (physically or in other ways) if they: take one or two drinks of an alcoholic beverage (beer, wine, liquor) nearly every day?

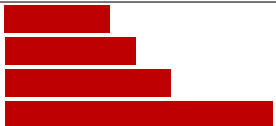
Response	6	8	10	12	Total	
No risk	16.3	13.2	13.1	16.5	14.7	
Slight risk	11.9	17.2	19.8	29.4	19.0	
Moderate risk	20.4	26.1	29.0	23.6	24.7	
Great risk	51.5	43.5	38.1	30.4	41.6	
N of Valid	412	372	373	309	1466	
N of Miss	33	24	20	12	89	

Table 128: How much do you think people risk harming themselves (physically or in other ways) if they: have five or more drinks of an alcoholic beverage once or twice a weekend?


Response	6	8	10	12	Total	
No risk	14.7	11.9	11.8	12.9	12.9	
Slight risk	7.5	8.6	15.5	20.3	12.5	
Moderate risk	17.9	24.8	28.7	33.2	25.6	
Great risk	59.9	54.7	44.0	33.5	49.0	
N of Valid	414	371	373	310	1468	
N of Miss	31	25	20	11	87	

Table 129: How much do you think people risk harming themselves (physically or in other ways) if they: use prescription drugs that are not prescribed to them?


Response	6	8	10	12	Total	
No risk	14.5	10.0	11.3	8.8	11.3	
Slight risk	4.6	6.7	12.4	11.4	8.5	
Moderate risk	13.3	17.3	19.1	19.8	17.1	
Great risk	67.7	66.0	57.1	60.1	63.0	
N of Valid	415	371	371	308	1465	
N of Miss	30	25	22	13	90	

Table 130: How much do you think people risk harming themselves (physically or in other ways) if they: use non-prescription drugs to get high?


Response	6	8	10	12	Total	
No risk	14.0	10.0	11.9	8.8	11.4	
Slight risk	4.4	4.3	8.1	9.1	6.3	
Moderate risk	13.3	16.8	20.3	20.8	17.5	
Great risk	68.3	68.9	59.7	61.2	64.8	
N of Valid	413	370	370	307	1460	
N of Miss	32	26	23	14	95	

Table 131: How much do you think people risk harming themselves (physically or in other ways) if they: use e-cigarettes, e-cigars, or e-hookahs?


Response	6	8	10	12	Total	
No risk	17.2	19.5	26.7	31.3	23.1	
Slight risk	10.0	21.4	30.7	29.3	22.3	
Moderate risk	20.1	21.6	18.1	18.6	19.6	
Great risk	52.7	37.6	24.5	20.8	35.0	
N of Valid	408	370	371	307	1456	
N of Miss	37	26	22	14	99	

Table 132: Have you ever used smokeless tobacco (chew, snuff, plug, dipping tobacco, or chewing tobacco)?


Response	6	8	10	12	Total	
Never	94.5	88.8	82.6	78.5	86.7	
Once or Twice	4.3	7.7	7.8	9.8	7.2	
Once in a while but not regularly	0.9	1.6	4.0	3.6	2.4	
Regularly in the past	0.2	0.5	2.1	3.9	1.6	
Regularly now	0.0	1.3	3.5	4.2	2.1	
N of Valid	422	376	374	307	1479	
N of Miss	23	20	19	14	76	

Table 133: How often have you used smokeless tobacco during the past 30 days?


Response	6	8	10	12	Total	
Not at all	98.6	94.9	91.7	89.9	94.1	
Once or twice	1.2	2.9	3.5	3.9	2.8	
Once or twice per week	0.0	0.5	0.8	1.0	0.5	
Three to five times per week	0.2	0.8	0.8	0.3	0.5	
About once a day	0.0	0.3	0.5	0.6	0.3	
More than once a day	0.0	0.5	2.7	4.2	1.7	
N of Valid	422	376	372	308	1478	
N of Miss	23	20	21	13	77	

Table 134: Have you ever smoked cigarettes?


Response	6	8	10	12	Total	
Never	92.6	76.0	65.1	57.0	74.0	
Once or Twice	5.2	15.7	18.5	16.3	13.6	
Once in a while but not regularly	1.0	5.6	8.3	11.7	6.2	
Regularly in the past	1.2	1.9	2.9	5.9	2.8	
Regularly now	0.0	0.8	5.1	9.1	3.4	
N of Valid	420	375	373	307	1475	
N of Miss	25	21	20	14	80	

Table 135: How frequently have you smoked cigarettes during the past 30 days?


Response	6	8	10	12	Total	
Not at all	97.9	94.9	88.2	78.6	90.7	
Less than one cigarette per day	1.9	3.7	5.1	9.7	4.8	
One to five cigarettes per day	0.2	1.1	4.8	6.8	3.0	
About one-half pack per day	0.0	0.3	1.1	2.3	0.8	
About one pack per day	0.0	0.0	0.3	1.3	0.3	
About one and one-half packs per day	0.0	0.0	0.0	1.0	0.2	
Two packs or more per day	0.0	0.0	0.5	0.3	0.2	
N of Valid	420	376	373	308	1477	
N of Miss	25	20	20	13	78	

Table 136: Which statement best describes rules about smoking inside your home or your family cars?






Response	6	8	10	12	Total	
Smoking is not allowed anywhere inside your home or cars	70.1	62.1	64.3	68.6	66.3	
Smoking is allowed in some places and at some times or in some cars	10.0	14.1	12.1	12.7	12.1	
Smoking is allowed anywhere inside the home or cars	2.1	3.7	5.6	2.3	3.5	
There are no rules about smoking inside the home or cars	1.7	5.1	6.7	4.9	4.5	
I don't know	16.2	14.9	11.3	11.4	13.6	
N of Valid	421	375	373	306	1475	
N of Miss	24	21	20	15	80	

Table 137: Have you ever used e-cigarettes, e-cigars, or e-hookahs?






Response	6	8	10	12	Total	
Never	96.9	82.6	67.1	58.6	77.7	
Once or Twice	2.2	8.6	16.8	17.3	10.7	
Once in a while but not regularly	0.5	5.6	9.9	13.7	6.9	
Regularly in the past	0.5	1.3	4.0	4.6	2.4	
Regularly now	0.0	1.9	2.1	5.9	2.2	
N of Valid	415	374	374	307	1470	
N of Miss	30	22	19	14	85	

Table 138: How frequently have you used e-cigarettes, e-cigars, or e-hookahs?








Response	6	8	10	12	Total	
Not at all	98.8	91.4	83.5	76.2	88.3	
Less than 10 puffs per day	1.2	4.9	10.3	12.9	6.9	
10 to 50 puffs per day	0.0	1.3	3.8	6.0	2.5	
About one-half cartomiser per day	0.0	1.1	1.9	3.0	1.4	
About one cartomiser per day	0.0	0.5	0.3	1.0	0.4	
About one and one-half cartomisers per day	0.0	0.3	0.0	0.3	0.1	
Two cartomisers or more per day	0.0	0.5	0.3	0.7	0.3	
N of Valid	411	371	369	302	1453	
N of Miss	34	25	24	19	102	

Table 139: During this school year, were you taught in any of your classes about the dangers of tobacco use?






Response	6	8	10	12	Total	
Never	19.8	21.2	34.7	38.6	27.9	
Rarely	11.7	20.9	23.8	25.4	20.0	
Sometimes	20.3	23.1	23.5	22.8	22.3	
Often	23.7	19.5	10.9	7.9	16.1	
Almost always	24.4	15.4	7.1	5.3	13.7	
N of Valid	409	364	366	303	1442	
N of Miss	36	32	27	18	113	

Table 140: During the past 12 months, have you participated in any community activities to discourage people your age from using cigarettes, chewing tobacco, snuff, dip or cigars, e-cigarettes, e-cigars, or e-hookahs?






Response	6	8	10	12	Total	
Never	59.3	55.6	71.2	69.5	63.6	
Rarely	11.9	18.4	13.5	12.9	14.2	
Sometimes	9.6	10.7	8.8	11.3	10.0	
Often	11.6	7.1	3.3	5.3	7.0	
Almost always	7.6	8.2	3.3	1.0	5.3	
N of Valid	396	365	364	302	1427	
N of Miss	49	31	29	19	128	

Table 141: Think back over the last two weeks. How many times have you had five or more alcoholic drinks in a row?







Response	6	8	10	12	Total	
None	97.1	89.8	87.3	73.0	87.7	
Once	2.0	4.9	4.4	7.3	4.5	
Twice	0.5	1.9	4.1	8.7	3.5	
3-5 times	0.5	1.4	3.3	6.7	2.7	
6-9 times	0.0	0.8	0.6	1.7	0.7	
10 or more times	0.0	1.1	0.3	2.7	0.9	
N of Valid	407	364	363	300	1434	
N of Miss	38	32	30	21	121	

Table 142: During the past 30 days, how many times did you ride in a car or other vehicle driven by someone who had been drinking alcohol or using drugs to get high?






Response	6	8	10	12	Total	
0 times	89.8	82.8	82.1	80.0	84.0	
1 time	3.7	6.3	7.1	6.7	5.9	
2 or 3 times	3.0	4.4	6.3	7.7	5.2	
4 or 5 times	0.7	2.2	1.4	3.0	1.7	
6 or more times	2.7	4.4	3.0	2.7	3.2	
N of Valid	402	367	364	300	1433	
N of Miss	43	29	29	21	122	

Table 143: During the past 30 days, how many times did you drive a car or other vehicle when you had been drinking alcohol or using drugs to get high?







Response	6	8	10	12	Total	
I did not drive a car in the past 30 days	49.9	56.7	39.6	22.2	43.1	
0 times	48.8	38.5	57.4	66.7	52.2	
1 time	0.3	2.5	1.7	5.4	2.3	
2 or 3 times	0.3	1.1	1.4	2.7	1.3	
4 or 5 times	0.5	0.6	0.0	1.3	0.6	
6 or more times	0.3	0.6	0.0	1.7	0.6	
N of Valid	391	353	359	297	1400	
N of Miss	54	43	34	24	155	

Table 144: If you drank alcohol (not just a sip or taste) in the past year, how did you usually get it?













Response	6	8	10	12	Total	
I did not drink alcohol in the past year	93.1	78.4	57.1	43.5	69.8	
I bought it myself with a fake ID	0.0	0.0	0.8	1.3	0.5	
I bought it myself without a fake ID	0.0	0.0	0.8	1.7	0.6	
I got it from someone I know age 21 or older	1.0	4.2	12.3	27.1	10.2	
I got it from someone I know under age 21	0.0	2.5	7.2	10.4	4.7	
I got it from my brother or sister	0.0	1.4	1.7	1.3	1.1	
I got it from home with my parents' permission	0.7	3.7	5.6	2.0	3.0	
I got it from home without my parents' permission	1.5	2.8	2.8	1.3	2.1	
I got it from another relative	1.0	2.2	3.9	1.0	2.0	
A stranger bought it for me	0.0	0.3	0.3	0.7	0.3	
I took it from a store or shop	0.0	0.0	0.3	0.0	0.1	
Other	2.7	4.5	7.2	9.7	5.8	
N of Valid	403	356	359	299	1417	
N of Miss	42	40	34	22	138	

Table 145: If you drank alcohol (not just a sip or taste) in the past year, where did you usually drink it?











Response	6	8	10	12	Total	
I did not drink alcohol in the past year	93.8	77.5	60.5	43.2	70.8	
At my home	3.7	8.7	10.6	9.9	8.0	
At someone else's home	1.5	8.4	19.9	26.5	13.1	
At an open area like a park, beach, field, back road, woods, or a street corner	0.7	2.8	5.3	13.3	5.0	
At a sporting event or concert	0.0	0.0	0.8	1.0	0.4	
At a restaurant, bar, or a nightclub	0.2	0.6	0.6	2.0	0.8	
At an empty building or a construction site	0.0	0.6	0.3	0.3	0.3	
At a hotel/motel	0.0	0.8	0.6	2.0	0.8	
An a car	0.0	0.3	0.8	1.0	0.5	
At school	0.0	0.3	0.6	0.7	0.4	
N of Valid	405	356	357	294	1412	
N of Miss	40	40	36	27	143	

Table 146: How do you feel about someone your age having one or two drinks of an alcoholic beverage nearly every day?





Response	6	8	10	12	Total	
Neither approve nor disapprove	25.6	30.2	35.6	35.8	31.5	
Somewhat disapprove	6.6	14.0	19.3	21.7	14.9	
Strongly disapprove	48.2	40.7	30.7	29.8	37.9	
Don't know or can't say	19.5	15.1	14.4	12.7	15.6	
N of Valid	394	364	362	299	1419	
N of Miss	51	32	31	22	136	

Table 147: On how many occasions have you had alcoholic beverages (beer, wine or hard liquor) to drink in your lifetime - more than just a few sips?








Response	6	8	10	12	Total	
0	90.2	72.1	51.7	34.2	64.1	
1-2	7.0	14.5	13.3	14.4	12.1	
3-5	1.0	3.6	9.7	10.4	5.8	
6-9	0.8	2.7	8.6	8.1	4.8	
10-19	0.3	3.0	7.8	10.7	5.1	
20-39	0.5	2.7	2.8	7.4	3.1	
40	0.3	1.4	6.1	14.8	5.1	
N of Valid	399	365	360	298	1422	
N of Miss	46	31	33	23	133	

Table 148: On how many occasions have you drunk one of more drinks of an alcoholic beverage during the past 30 days?








Response	6	8	10	12	Total	
0	97.5	89.2	82.0	62.2	84.0	
1-2	1.8	5.6	9.8	17.4	8.1	
3-5	0.3	3.3	4.8	7.7	3.7	
6-9	0.5	0.6	2.0	4.7	1.8	
10-19	0.0	1.1	1.1	5.0	1.6	
20-39	0.0	0.0	0.0	1.3	0.3	
40	0.0	0.3	0.3	1.7	0.5	
N of Valid	399	360	356	299	1414	
N of Miss	46	36	37	22	141	

Table 149: On how many occasions have you used marijuana (grass, pot) or hashish (hash, hash oil) in your lifetime?


Response	6	8	10	12	Total	
0	98.5	85.6	77.9	64.2	82.8	
1-2	0.8	6.4	7.4	8.8	5.5	
3-5	0.2	0.3	2.5	5.7	2.0	
6-9	0.2	3.0	3.1	4.1	2.5	
10-19	0.0	1.4	2.0	3.7	1.6	
20-39	0.0	0.6	1.7	4.4	1.5	
40	0.2	2.8	5.4	9.1	4.0	
N of Valid	400	362	353	296	1411	
N of Miss	45	34	40	25	144	

Table 150: On how many occasions have you used marijuana (grass, pot) or hashish (hash, hash oil) during the past 30 days?


Response	6	8	10	12	Total	
0	99.2	92.6	90.4	83.4	92.0	
1-2	0.2	1.9	5.1	5.1	2.9	
3-5	0.0	2.5	1.7	2.7	1.6	
6-9	0.2	1.7	0.6	3.1	1.3	
10-19	0.0	0.8	0.3	1.4	0.6	
20-39	0.2	0.6	0.8	1.7	0.8	
40	0.0	0.0	1.1	2.7	0.8	
N of Valid	400	363	355	295	1413	
N of Miss	45	33	38	26	142	

Table 151: On how many occasions have you used LSD or other psychedelics in your lifetime?


Response	6	8	10	12	Total	
0	100.0	99.4	98.6	98.7	99.2	
1-2	0.0	0.6	1.1	1.3	0.7	
3-5	0.0	0.0	0.0	0.0	0.0	
6-9	0.0	0.0	0.0	0.0	0.0	
10-19	0.0	0.0	0.3	0.0	0.1	
20-39	0.0	0.0	0.0	0.0	0.0	
40	0.0	0.0	0.0	0.0	0.0	
N of Valid	396	362	357	299	1414	
N of Miss	49	34	36	22	141	

Table 152: On how many occasions have you used LSD or other psychedelics during the past 30 days?


Response	6	8	10	12	Total	
0	100.0	99.7	99.7	99.7	99.8	
1-2	0.0	0.3	0.3	0.3	0.2	
3-5	0.0	0.0	0.0	0.0	0.0	
6-9	0.0	0.0	0.0	0.0	0.0	
10-19	0.0	0.0	0.0	0.0	0.0	
20-39	0.0	0.0	0.0	0.0	0.0	
40	0.0	0.0	0.0	0.0	0.0	
N of Valid	395	363	358	299	1415	
N of Miss	50	33	35	22	140	

Table 153: On how many occasions have you used cocaine or crack in your lifetime?


Response	6	8	10	12	Total	
0	100.0	98.9	98.0	96.0	98.4	
1-2	0.0	0.8	0.6	3.7	1.1	
3-5	0.0	0.0	0.3	0.0	0.1	
6-9	0.0	0.0	0.3	0.3	0.1	
10-19	0.0	0.3	0.3	0.0	0.1	
20-39	0.0	0.0	0.0	0.0	0.0	
40	0.0	0.0	0.6	0.0	0.1	
N of Valid	400	361	356	298	1415	
N of Miss	45	35	37	23	140	

Table 154: On how many occasions have you used cocaine or crack during the past 30 days?


Response	6	8	10	12	Total	
0	100.0	99.4	98.9	99.7	99.5	
1-2	0.0	0.3	0.8	0.3	0.4	
3-5	0.0	0.3	0.0	0.0	0.1	
6-9	0.0	0.0	0.3	0.0	0.1	
10-19	0.0	0.0	0.0	0.0	0.0	
20-39	0.0	0.0	0.0	0.0	0.0	
40	0.0	0.0	0.0	0.0	0.0	
N of Valid	397	361	356	298	1412	
N of Miss	48	35	37	23	143	

Table 155: On how many occasions have you sniffed glue, breathed the contents of an aerosol spray can, or inhaled other gases or sprays, in order to get high in your lifetime?








Response	6	8	10	12	Total	
0	97.0	94.4	95.8	96.3	95.9	
1-2	1.8	3.6	2.0	1.7	2.3	
3-5	0.5	0.8	1.1	0.7	0.8	
6-9	0.3	0.6	0.3	0.7	0.4	
10-19	0.0	0.3	0.3	0.7	0.3	
20-39	0.3	0.0	0.0	0.0	0.1	
40	0.3	0.3	0.6	0.0	0.3	
N of Valid	397	359	356	297	1409	
N of Miss	48	37	37	24	146	

Table 156: On how many occasions have you sniffed glue, breathed the contents of an aerosol spray can, or inhaled other gases or sprays, in order to get high during the past 30 days?





Response	6	8	10	12	Total	
0	99.0	97.2	98.6	98.7	98.4	
1-2	0.5	2.5	0.8	1.3	1.3	
3-5	0.5	0.3	0.3	0.0	0.3	
6-9	0.0	0.0	0.3	0.0	0.1	
10-19	0.0	0.0	0.0	0.0	0.0	
20-39	0.0	0.0	0.0	0.0	0.0	
40	0.0	0.0	0.0	0.0	0.0	
N of Valid	396	358	355	298	1407	
N of Miss	49	38	38	23	148	

Table 157: On how many occasions have you used Daztrex in your lifetime?


Response	6	8	10	12	Total	
0	100.0	100.0	100.0	100.0	100.0	
1-2	0.0	0.0	0.0	0.0	0.0	
3-5	0.0	0.0	0.0	0.0	0.0	
6-9	0.0	0.0	0.0	0.0	0.0	
10-19	0.0	0.0	0.0	0.0	0.0	
20-39	0.0	0.0	0.0	0.0	0.0	
40	0.0	0.0	0.0	0.0	0.0	
N of Valid	388	359	353	299	1399	
N of Miss	57	37	40	22	156	

Table 158: On how many occasions have you used Daztrex during the past 30 days?


Response	6	8	10	12	Total	
0	100.0	100.0	100.0	100.0	100.0	
1-2	0.0	0.0	0.0	0.0	0.0	
3-5	0.0	0.0	0.0	0.0	0.0	
6-9	0.0	0.0	0.0	0.0	0.0	
10-19	0.0	0.0	0.0	0.0	0.0	
20-39	0.0	0.0	0.0	0.0	0.0	
40	0.0	0.0	0.0	0.0	0.0	
N of Valid	387	357	356	299	1399	
N of Miss	58	39	37	22	156	

Table 159: On how many occasions have you used synthetic marijuana (K2, spice) in your lifetime?








Response	6	8	10	12	Total	
0	99.5	98.1	96.1	93.3	96.9	
1-2	0.3	0.6	2.5	4.0	1.7	
3-5	0.0	0.3	0.0	0.7	0.2	
6-9	0.0	1.1	0.3	0.7	0.5	
10-19	0.3	0.0	0.6	0.3	0.3	
20-39	0.0	0.0	0.0	1.0	0.2	
40	0.0	0.0	0.6	0.0	0.1	
N of Valid	394	359	355	298	1406	
N of Miss	51	37	38	23	149	

Table 160: On how many occasions have you used synthetic marijuana (K2, spice) during the past 30 days?






Response	6	8	10	12	Total	
0	99.7	98.6	99.2	98.0	98.9	
1-2	0.3	1.1	0.3	1.0	0.6	
3-5	0.0	0.3	0.3	0.7	0.3	
6-9	0.0	0.0	0.0	0.3	0.1	
10-19	0.0	0.0	0.3	0.0	0.1	
20-39	0.0	0.0	0.0	0.0	0.0	
40	0.0	0.0	0.0	0.0	0.0	
N of Valid	395	358	356	299	1408	
N of Miss	50	38	37	22	147	

Table 161: On how many occasions have you used methamphetamines (meth, speed, crank, crystal meth) in your lifetime?







Response	6	8	10	12	Total	
0	99.7	98.9	98.9	98.0	98.9	
1-2	0.3	0.8	0.6	1.0	0.6	
3-5	0.0	0.0	0.6	0.3	0.2	
6-9	0.0	0.0	0.0	0.3	0.1	
10-19	0.0	0.0	0.0	0.3	0.1	
20-39	0.0	0.0	0.0	0.0	0.0	
40	0.0	0.3	0.0	0.0	0.1	
N of Valid	395	360	356	300	1411	
N of Miss	50	36	37	21	144	

Table 162: On how many occasions have you used methamphetamines (meth, speed, crank, crystal meth) in the past 30 days?





Response	6	8	10	12	Total	
0	99.7	99.2	99.4	99.7	99.5	
1-2	0.3	0.6	0.0	0.0	0.2	
3-5	0.0	0.3	0.6	0.0	0.2	
6-9	0.0	0.0	0.0	0.3	0.1	
10-19	0.0	0.0	0.0	0.0	0.0	
20-39	0.0	0.0	0.0	0.0	0.0	
40	0.0	0.0	0.0	0.0	0.0	
N of Valid	396	357	356	298	1407	
N of Miss	49	39	37	23	148	

Table 163: On how many occasions have you used other chemical products (bath salts, plant food, etc.) in your lifetime?


Response	6	8	10	12	Total	
0	98.2	98.3	99.7	100.0	99.0	
1-2	1.0	1.1	0.0	0.0	0.6	
3-5	0.3	0.0	0.0	0.0	0.1	
6-9	0.0	0.0	0.0	0.0	0.0	
10-19	0.5	0.3	0.0	0.0	0.2	
20-39	0.0	0.0	0.0	0.0	0.0	
40	0.0	0.3	0.3	0.0	0.1	
N of Valid	392	358	356	298	1404	
N of Miss	53	38	37	23	151	

Table 164: On how many occasions have you used other chemical products (bath salts, plant food, etc.) during the past 30 days?


Response	6	8	10	12	Total	
0	99.0	99.4	99.7	100.0	99.5	
1-2	1.0	0.3	0.0	0.0	0.4	
3-5	0.0	0.0	0.0	0.0	0.0	
6-9	0.0	0.3	0.0	0.0	0.1	
10-19	0.0	0.0	0.0	0.0	0.0	
20-39	0.0	0.0	0.3	0.0	0.1	
40	0.0	0.0	0.0	0.0	0.0	
N of Valid	391	358	356	298	1403	
N of Miss	54	38	37	23	152	

Table 165: On how many occasions have you used heroin or other opiates in your lifetime?


Response	6	8	10	12	Total	
0	99.7	98.9	98.6	98.3	98.9	
1-2	0.3	0.6	0.6	0.3	0.4	
3-5	0.0	0.3	0.0	0.3	0.1	
6-9	0.0	0.0	0.6	0.3	0.2	
10-19	0.0	0.0	0.3	0.7	0.2	
20-39	0.0	0.0	0.0	0.0	0.0	
40	0.0	0.3	0.0	0.0	0.1	
N of Valid	392	360	354	298	1404	
N of Miss	53	36	39	23	151	

Table 166: On how many occasions have you used heroin or other opiates during the past 30 days?


Response	6	8	10	12	Total	
0	99.7	99.4	99.4	98.7	99.4	
1-2	0.3	0.3	0.3	0.7	0.4	
3-5	0.0	0.0	0.0	0.7	0.1	
6-9	0.0	0.0	0.3	0.0	0.1	
10-19	0.0	0.0	0.0	0.0	0.0	
20-39	0.0	0.3	0.0	0.0	0.1	
40	0.0	0.0	0.0	0.0	0.0	
N of Valid	393	360	356	297	1406	
N of Miss	52	36	37	24	149	

Table 167: On how many occasions have you used MDMA ('X', 'E', or ecstasy) in your lifetime?


Response	6	8	10	12	Total	
0	99.5	98.9	98.6	95.6	98.3	
1-2	0.5	0.6	0.8	3.0	1.1	
3-5	0.0	0.6	0.3	0.7	0.4	
6-9	0.0	0.0	0.0	0.3	0.1	
10-19	0.0	0.0	0.3	0.0	0.1	
20-39	0.0	0.0	0.0	0.3	0.1	
40	0.0	0.0	0.0	0.0	0.0	
N of Valid	387	358	355	297	1397	
N of Miss	58	38	38	24	158	

Table 168: On how many occasions have you used MDMA ('X', 'E', or ecstasy) during the past 30 days?


Response	6	8	10	12	Total	
0	100.0	99.7	99.4	99.3	99.6	
1-2	0.0	0.3	0.0	0.3	0.1	
3-5	0.0	0.0	0.3	0.3	0.1	
6-9	0.0	0.0	0.0	0.0	0.0	
10-19	0.0	0.0	0.0	0.0	0.0	
20-39	0.0	0.0	0.3	0.0	0.1	
40	0.0	0.0	0.0	0.0	0.0	
N of Valid	386	359	358	296	1399	
N of Miss	59	37	35	25	156	

Table 169: On how many occasions have you taken prescription drugs (such as Valium, Xanax, Ritalin, Adderall, OxyContin, Darvocet, or sleeping pills) not prescribed to you in your lifetime?








Response	6	8	10	12	Total	
0	98.5	94.7	91.0	83.8	92.5	
1-2	0.8	2.8	3.7	3.7	2.6	
3-5	0.3	0.8	1.7	5.7	1.9	
6-9	0.3	0.8	1.1	2.0	1.0	
10-19	0.0	0.3	0.6	1.0	0.4	
20-39	0.0	0.3	0.3	1.3	0.4	
40	0.3	0.3	1.7	2.4	1.1	
N of Valid	393	360	356	297	1406	
N of Miss	52	36	37	24	149	

Table 170: On how many occasions have you taken prescription drugs (such as Valium, Xanax, Ritalin, Adderall, OxyContin, Darvocet, or sleeping pills) not prescribed to you during the past 30 days?








Response	6	8	10	12	Total	
0	99.5	96.9	97.5	94.2	97.2	
1-2	0.3	1.9	0.3	2.7	1.2	
3-5	0.3	0.8	0.8	1.4	0.8	
6-9	0.0	0.0	0.6	1.4	0.4	
10-19	0.0	0.0	0.6	0.3	0.2	
20-39	0.0	0.0	0.3	0.0	0.1	
40	0.0	0.3	0.0	0.0	0.1	
N of Valid	393	359	357	295	1404	
N of Miss	52	37	36	26	151	

Table 171: On how many occasions have you taken non-prescription medicines such as diet pills (for example, Dietac, Dexatrim or Prolamine), stay-awake pills (for example No-Doz, Vivarin, or Wake), or cough or cold medicines (robos, DXM, etc.) to get high in your lifetime?








Response	6	8	10	12	Total	
0	99.0	98.1	95.8	93.3	96.7	
1-2	0.8	1.4	1.4	3.0	1.6	
3-5	0.0	0.0	1.1	0.3	0.4	
6-9	0.0	0.3	0.8	1.3	0.6	
10-19	0.0	0.0	0.3	0.3	0.1	
20-39	0.0	0.0	0.0	0.3	0.1	
40	0.3	0.3	0.6	1.3	0.6	
N of Valid	393	361	356	298	1408	
N of Miss	52	35	37	23	147	

Table 172: On how many occasions have you taken non-prescription medicines such as diet pills (for example, Dietac, Dexatrim or Prolamine), stay-awake pills (for example No-Doz, Vivarin, or Wake), or cough or cold medicines (robos, DXM, etc.) to get high during the past 30 days?






Response	6	8	10	12	Total	
0	99.5	98.3	98.9	97.3	98.6	
1-2	0.3	0.8	0.8	2.4	1.0	
3-5	0.3	0.6	0.0	0.3	0.3	
6-9	0.0	0.0	0.3	0.0	0.1	
10-19	0.0	0.0	0.0	0.0	0.0	
20-39	0.0	0.0	0.0	0.0	0.0	
40	0.0	0.3	0.0	0.0	0.1	
N of Valid	392	361	354	295	1402	
N of Miss	53	35	39	26	153	

Table 173: On how many occasions have you been drunk or very high from drinking alcoholic beverages during the past 30 days?








Response	6	8	10	12	Total	
0	99.0	95.0	89.8	76.0	90.8	
1-2	0.8	2.5	5.4	10.6	4.5	
3-5	0.0	0.8	2.0	8.2	2.4	
6-9	0.3	0.3	1.4	3.1	1.1	
10-19	0.0	0.3	0.8	1.7	0.6	
20-39	0.0	0.6	0.3	0.0	0.2	
40	0.0	0.6	0.3	0.3	0.3	
N of Valid	391	357	353	292	1393	
N of Miss	54	39	40	29	162	

Table 174: On how many occasions have you drunk flavored alcoholic beverages, sometimes called 'alcopops' (like Mike's Hard Lemonade, Smirnoff Ice, Bacardi Breezers, etc.) in your lifetime?








Response	6	8	10	12	Total	
0	97.2	82.0	72.0	54.2	77.9	
1-2	1.3	9.7	9.3	10.5	7.4	
3-5	0.5	4.2	6.2	7.5	4.3	
6-9	0.3	1.1	4.8	8.8	3.4	
10-19	0.5	1.1	3.1	7.5	2.8	
20-39	0.3	1.1	1.1	5.8	1.9	
40	0.0	0.8	3.4	5.8	2.3	
N of Valid	395	361	354	295	1405	
N of Miss	50	35	39	26	150	

Table 175: On how many occasions have you drunk flavored alcoholic beverages, sometimes called 'alcopops' (like Mike's Hard Lemonade, Smirnoff Ice, Bacardi Breezers, etc.) during the past 30 days?








Response	6	8	10	12	Total	
0	99.2	92.7	87.7	74.8	89.5	
1-2	0.3	6.1	7.8	13.8	6.5	
3-5	0.3	0.3	2.2	6.4	2.1	
6-9	0.3	0.0	1.1	2.7	0.9	
10-19	0.0	0.3	0.6	1.3	0.5	
20-39	0.0	0.6	0.0	0.7	0.3	
40	0.0	0.0	0.6	0.3	0.2	
N of Valid	395	358	358	298	1409	
N of Miss	50	38	35	23	146	

Table 176: If you used prescription drugs or over the counter drugs without a doctor telling you to use it or for the purpose of getting high, where did you get these drugs? - Did not use



Response	6	8	10	12	Total	
No	13.5	14.6	16.3	22.4	16.3	
Yes	86.5	85.4	83.7	77.6	83.7	
N of Valid	445	396	393	321	1555	
N of Miss	0	0	0	0	0	

Table 177: If you used prescription drugs or over the counter drugs without a doctor telling you to use it or for the purpose of getting high, where did you get these drugs? - Bought or took from store or shop



Response	6	8	10	12	Total	
No	99.8	99.7	99.7	98.4	99.5	
Yes	0.2	0.3	0.3	1.6	0.5	
N of Valid	445	396	393	321	1555	
N of Miss	0	0	0	0	0	

Table 178: If you used prescription drugs or over the counter drugs without a doctor telling you to use it or for the purpose of getting high, where did you get these drugs? -
Got from parents with permission



Response	6	8	10	12	Total	
No	100.0	99.2	98.2	98.1	99.0	
Yes	0.0	0.8	1.8	1.9	1.0	
N of Valid	445	396	393	321	1555	
N of Miss	0	0	0	0	0	

Table 179: If you used prescription drugs or over the counter drugs without a doctor telling you to use it or for the purpose of getting high, where did you get these drugs? -
Got from home without permission



Response	6	8	10	12	Total	
No	100.0	99.5	99.2	97.8	99.2	
Yes	0.0	0.5	0.8	2.2	0.8	
N of Valid	445	396	393	321	1555	
N of Miss	0	0	0	0	0	

Table 180: If you used prescription drugs or over the counter drugs without a doctor telling you to use it or for the purpose of getting high, where did you get these drugs? -
Got from relative with permission



Response	6	8	10	12	Total	
No	100.0	99.7	99.5	99.7	99.7	
Yes	0.0	0.3	0.5	0.3	0.3	
N of Valid	445	396	393	321	1555	
N of Miss	0	0	0	0	0	

Table 181: If you used prescription drugs or over the counter drugs without a doctor telling you to use it or for the purpose of getting high, where did you get these drugs? -
Got from relative without permission



Response	6	8	10	12	Total	
No	99.8	99.2	99.5	99.4	99.5	
Yes	0.2	0.8	0.5	0.6	0.5	
N of Valid	445	396	393	321	1555	
N of Miss	0	0	0	0	0	

Table 182: If you used prescription drugs or over the counter drugs without a doctor telling you to use it or for the purpose of getting high, where did you get these drugs? -
Got from friend's home with permission



Response	6	8	10	12	Total	
No	100.0	99.7	99.2	99.4	99.6	
Yes	0.0	0.3	0.8	0.6	0.4	
N of Valid	445	396	393	321	1555	
N of Miss	0	0	0	0	0	

Table 183: If you used prescription drugs or over the counter drugs without a doctor telling you to use it or for the purpose of getting high, where did you get these drugs? -
Got from friend's home without permission



Response	6	8	10	12	Total	
No	100.0	99.5	99.5	99.7	99.7	
Yes	0.0	0.5	0.5	0.3	0.3	
N of Valid	445	396	393	321	1555	
N of Miss	0	0	0	0	0	

Table 184: If you used prescription drugs or over the counter drugs without a doctor telling you to use it or for the purpose of getting high, where did you get these drugs? -
Got from friend at school



Response	6	8	10	12	Total	
No	100.0	99.0	99.5	99.1	99.4	
Yes	0.0	1.0	0.5	0.9	0.6	
N of Valid	445	396	393	321	1555	
N of Miss	0	0	0	0	0	

Table 185: If you used prescription drugs or over the counter drugs without a doctor telling you to use it or for the purpose of getting high, where did you get these drugs? -
Got from friend at party



Response	6	8	10	12	Total	
No	99.8	99.2	99.7	97.8	99.2	
Yes	0.2	0.8	0.3	2.2	0.8	
N of Valid	445	396	393	321	1555	
N of Miss	0	0	0	0	0	

Table 186: If you used prescription drugs or over the counter drugs without a doctor telling you to use it or for the purpose of getting high, where did you get these drugs? -
Got from friend, elsewhere



Response	6	8	10	12	Total	
No	99.8	99.0	97.7	96.0	98.3	
Yes	0.2	1.0	2.3	4.0	1.7	
N of Valid	445	396	393	321	1555	
N of Miss	0	0	0	0	0	

Table 187: If you used prescription drugs or over the counter drugs without a doctor telling you to use it or for the purpose of getting high, where did you get these drugs? -
Got from internet sale



Response	6	8	10	12	Total	
No	99.8	100.0	99.7	99.4	99.7	
Yes	0.2	0.0	0.3	0.6	0.3	
N of Valid	445	396	393	321	1555	
N of Miss	0	0	0	0	0	

Table 188: During the last month, about how many marijuana cigarettes, or the equivalent, did you smoke a day, on the average?








Response	6	8	10	12	Total	
None	98.2	91.4	89.0	84.7	91.3	
Less than 1 a day	0.5	4.7	4.5	5.4	3.6	
1 a day	0.5	0.8	2.0	2.4	1.4	
2-3 a day	0.0	1.7	3.1	2.7	1.8	
4-6 a day	0.3	1.4	0.3	3.1	1.1	
7-10 a day	0.5	0.0	0.3	0.7	0.4	
11 or more a day	0.0	0.0	0.8	1.0	0.4	
N of Valid	390	359	355	295	1399	
N of Miss	55	37	38	26	156	

Table 189: How wrong do your friends feel it would be for YOU to: have one or two drinks of an alcoholic beverage nearly every day?





Response	6	8	10	12	Total	
Very wrong	82.6	63.2	44.3	31.8	57.2	
Wrong	10.7	15.7	19.6	20.3	16.3	
A little bit wrong	4.6	14.3	21.6	28.4	16.4	
Not at all wrong	2.0	6.7	14.5	19.6	10.1	
N of Valid	391	356	352	296	1395	
N of Miss	54	40	41	25	160	

Table 190: How wrong do your friends feel it would be for YOU to: smoke tobacco?





Response	6	8	10	12	Total	
Very wrong	87.6	67.2	53.0	34.7	62.4	
Wrong	7.7	16.9	17.7	21.8	15.6	
A little bit wrong	2.6	11.0	15.7	19.0	11.5	
Not at all wrong	2.1	4.8	13.7	24.5	10.5	
N of Valid	388	354	351	294	1387	
N of Miss	57	42	42	27	168	

Table 191: How wrong do your friends feel it would be for YOU to: smoke marijuana?





Response	6	8	10	12	Total	
Very wrong	88.7	67.4	48.0	35.9	61.8	
Wrong	6.4	11.0	19.9	17.6	13.4	
A little bit wrong	2.8	11.0	13.1	16.3	10.4	
Not at all wrong	2.1	10.5	19.0	30.2	14.5	
N of Valid	389	353	352	295	1389	
N of Miss	56	43	41	26	166	

Table 192: How wrong do your friends feel it would be for YOU to: use prescription drugs not prescribed to you?





Response	6	8	10	12	Total	
Very wrong	90.0	78.4	63.0	59.7	73.8	
Wrong	5.7	11.5	17.7	19.3	13.1	
A little bit wrong	3.1	5.3	8.3	10.2	6.5	
Not at all wrong	1.3	4.8	11.1	10.8	6.7	
N of Valid	389	356	351	295	1391	
N of Miss	56	40	42	26	164	

Table 193: How wrong would most adults (over 21) in your neighborhood think it is for kids your age: to use marijuana?





Response	6	8	10	12	Total	
Very wrong	88.9	76.5	63.9	62.5	73.8	
Wrong	5.9	11.6	19.5	19.9	13.8	
A little bit wrong	3.9	7.9	10.3	9.8	7.8	
Not at all wrong	1.3	4.0	6.3	7.8	4.6	
N of Valid	388	353	349	296	1386	
N of Miss	57	43	44	25	169	

Table 194: How wrong would most adults (over 21) in your neighborhood think it is for kids your age: to drink alcohol?





Response	6	8	10	12	Total	
Very wrong	83.4	70.3	54.2	48.5	65.2	
Wrong	9.4	13.0	22.2	22.7	16.4	
A little bit wrong	4.9	11.6	15.0	20.7	12.5	
Not at all wrong	2.3	5.1	8.6	8.1	5.9	
N of Valid	385	353	347	295	1380	
N of Miss	60	43	46	26	175	

Table 195: How wrong would most adults (over 21) in your neighborhood think it is for kids your age: to smoke cigarettes?





Response	6	8	10	12	Total	
Very wrong	85.9	74.3	58.8	50.3	68.5	
Wrong	9.1	13.4	24.1	27.2	17.9	
A little bit wrong	2.6	6.9	10.1	11.9	7.6	
Not at all wrong	2.3	5.4	7.0	10.5	6.0	
N of Valid	383	350	345	294	1372	
N of Miss	62	46	48	27	183	

Table 196: How much do each of the following statements describe your neighborhood? crime and/or drug selling





Response	6	8	10	12	Total	
NO!	76.4	67.4	60.7	60.0	66.6	
no	12.7	19.7	21.5	23.1	18.9	
yes	5.7	8.6	11.7	10.8	9.1	
YES!	5.2	4.3	6.0	6.1	5.4	
N of Valid	385	350	349	295	1379	
N of Miss	60	46	44	26	176	

Table 197: How much do each of the following statements describe your neighborhood? fights





Response	6	8	10	12	Total	
NO!	61.3	60.6	57.3	58.2	59.5	
no	18.7	21.4	22.8	25.3	21.8	
yes	11.6	10.3	13.8	12.3	12.0	
YES!	8.4	7.7	6.1	4.1	6.7	
N of Valid	380	350	347	292	1369	
N of Miss	65	46	46	29	186	

Table 198: How much do each of the following statements describe your neighborhood? lots of empty or abandoned buildings





Response	6	8	10	12	Total	
NO!	70.0	66.3	61.1	62.2	65.2	
no	18.9	21.9	26.6	27.6	23.5	
yes	7.6	8.9	9.4	7.5	8.4	
YES!	3.4	2.9	2.9	2.7	3.0	
N of Valid	380	347	342	294	1363	
N of Miss	65	49	51	27	192	

Table 199: How much do each of the following statements describe your neighborhood? lots of graffiti





Response	6	8	10	12	Total	
NO!	80.1	75.7	68.8	70.9	74.1	
no	15.0	22.0	25.9	25.6	21.9	
yes	1.9	1.5	3.5	2.4	2.3	
YES!	3.0	0.9	1.8	1.0	1.7	
N of Valid	366	341	340	289	1336	
N of Miss	79	55	53	32	219	

Table 200: I feel safe in my neighborhood.





Response	6	8	10	12	Total	
NO!	9.7	8.3	10.2	9.6	9.5	
no	6.1	9.2	9.9	8.9	8.4	
yes	27.6	27.9	34.0	31.6	30.2	
YES!	56.6	54.6	45.9	49.8	51.9	
N of Valid	380	348	344	291	1363	
N of Miss	65	48	49	30	192	

Table 201: If a kid smoked marijuana in your neighborhood would he or she be caught by the police?





Response	6	8	10	12	Total	
NO!	15.2	21.2	28.0	31.4	23.5	
no	21.0	28.8	45.5	46.4	34.7	
yes	26.9	27.9	17.9	16.7	22.6	
YES!	37.0	22.1	8.6	5.5	19.2	
N of Valid	376	344	347	293	1360	
N of Miss	69	52	46	28	195	

Table 202: If a kid drank some beer, wine or hard liquor (for example, vodka, whiskey, or gin) in your neighborhood would he or she be caught by the police?





Response	6	8	10	12	Total	
NO!	16.4	24.7	33.0	37.4	27.3	
no	23.9	34.6	47.5	48.0	37.9	
yes	28.5	24.4	14.5	10.5	20.0	
YES!	31.2	16.3	4.9	4.1	14.8	
N of Valid	372	344	345	294	1355	
N of Miss	73	52	48	27	200	

Table 203: If a kid carried a handgun in your neighborhood would he or she be caught by the police?





Response	6	8	10	12	Total	
NO!	15.2	20.8	27.2	29.9	22.9	
no	15.7	24.0	34.2	40.1	27.8	
yes	25.9	27.3	25.2	20.4	24.9	
YES!	43.2	27.9	13.3	9.5	24.4	
N of Valid	375	341	345	294	1355	
N of Miss	70	55	48	27	200	

Table 204: If you wanted to get some cigarettes, how easy would it be for you to get some?

Response	6	8	10	12	Total	
Very hard	80.9	50.6	39.4	17.2	49.0	
Sort of hard	8.2	17.9	9.3	10.7	11.4	
Sort of easy	5.3	17.9	21.0	14.4	14.4	
Very easy	5.6	13.7	30.3	57.7	25.2	
N of Valid	376	336	343	291	1346	
N of Miss	69	60	50	30	209	

Table 205: If you wanted to get some beer, wine or hard liquor (for example, vodka, whiskey, or gin), how easy would it be for you to get some?

Response	6	8	10	12	Total	
Very hard	76.3	51.2	34.4	16.6	46.5	
Sort of hard	11.4	15.1	8.5	14.2	12.2	
Sort of easy	6.4	18.7	22.4	23.2	17.1	
Very easy	5.9	15.1	34.7	46.0	24.2	
N of Valid	376	332	340	289	1337	
N of Miss	69	64	53	32	218	

Table 206: If you wanted to get a drug like cocaine, LSD, or amphetamines, how easy would it be for you to get some?

Response	6	8	10	12	Total	
Very hard	93.8	86.0	66.4	60.6	77.7	
Sort of hard	3.2	7.8	18.0	20.1	11.8	
Sort of easy	1.6	3.3	8.6	10.4	5.7	
Very easy	1.3	3.0	7.1	9.0	4.9	
N of Valid	372	335	339	289	1335	
N of Miss	73	61	54	32	220	

Table 207: If you wanted to get a handgun, how easy would it be for you to get one?





Response	6	8	10	12	Total	
Very hard	79.1	65.5	57.5	42.7	62.3	
Sort of hard	7.5	11.4	12.0	17.4	11.8	
Sort of easy	8.0	9.9	15.2	18.1	12.5	
Very easy	5.4	13.2	15.2	21.9	13.4	
N of Valid	373	333	341	288	1335	
N of Miss	72	63	52	33	220	

Table 208: If you wanted to get some marijuana, how easy would it be for you to get some?





Response	6	8	10	12	Total	
Very hard	89.2	66.0	42.8	27.5	58.2	
Sort of hard	5.1	11.0	10.9	9.8	9.1	
Sort of easy	1.4	9.6	16.8	20.2	11.4	
Very easy	4.3	13.4	29.5	42.5	21.3	
N of Valid	370	335	339	287	1331	
N of Miss	75	61	54	34	224	

Table 209: If you wanted to get prescription drugs for the purpose of getting high, how easy would it be for you to get some?





Response	6	8	10	12	Total	
Very hard	87.6	68.0	54.0	41.2	64.1	
Sort of hard	5.1	13.2	13.2	15.1	11.4	
Sort of easy	3.2	9.3	15.2	21.0	11.7	
Very easy	4.0	9.6	17.6	22.7	12.9	
N of Valid	372	334	341	291	1338	
N of Miss	73	62	52	30	217	

Table 210: If you wanted to get synthetic marijuana such as K2 or chemical products such as bath salts to get high, how easy would it be for you to get some?


Response	6	8	10	12	Total	
Very hard	92.5	81.7	65.1	52.6	74.2	
Sort of hard	3.2	7.2	15.8	17.5	10.5	
Sort of easy	1.9	5.7	9.1	14.4	7.4	
Very easy	2.4	5.4	10.0	15.5	7.9	
N of Valid	373	334	341	291	1339	
N of Miss	72	62	52	30	216	

Table 211: If you wanted to get steroids to use or to enhance athletic performance, how easy would it be for you to get some?


Response	6	8	10	12	Total	
Very hard	89.0	81.2	66.2	57.4	74.4	
Sort of hard	6.7	8.3	15.0	24.2	13.0	
Sort of easy	2.1	5.1	10.3	9.7	6.6	
Very easy	2.1	5.4	8.5	8.7	6.0	
N of Valid	373	336	340	289	1338	
N of Miss	72	60	53	32	217	

Table 212: If you wanted to get e-cigarettes, e-cigars, or e-hookahs, how easy would it be for you to get some?


Response	6	8	10	12	Total	
Very hard	86.4	64.1	46.2	32.1	58.7	
Sort of hard	6.0	9.6	9.1	7.6	8.0	
Sort of easy	4.1	12.0	17.4	14.8	11.8	
Very easy	3.5	14.4	27.4	45.5	21.5	
N of Valid	369	334	340	290	1333	
N of Miss	76	62	53	31	222	

Table 213: During the past 12 months, have you participated in any alcohol prevention programs or seen any alcohol prevention messages in your school or community? Yes, a school-based program focused on preventing underage drinking and/or drinking and driving.



Response	6	8	10	12	Total	
No	68.3	72.7	82.7	81.9	75.9	
Yes	31.7	27.3	17.3	18.1	24.1	
N of Valid	445	396	393	321	1555	
N of Miss	0	0	0	0	0	

Table 214: During the past 12 months, have you participated in any alcohol prevention programs or seen any alcohol prevention messages in your school or community? Yes, a community-based program focused on preventing underage drinking and/or drinking and driving (for example, through your church or temple or through youth groups like Boys and Girls Club or 4-H).



Response	6	8	10	12	Total	
No	85.4	89.6	90.8	93.8	89.6	
Yes	14.6	10.4	9.2	6.2	10.4	
N of Valid	445	396	393	321	1555	
N of Miss	0	0	0	0	0	

Table 215: During the past 12 months, have you participated in any alcohol prevention programs or seen any alcohol prevention messages in your school or community? Yes, a media campaign addressing underage drinking and/or drinking and driving (for example, newspaper ads, posters, pamphlets, radio, TV).



Response	6	8	10	12	Total	
No	89.0	89.1	91.9	93.5	90.7	
Yes	11.0	10.9	8.1	6.5	9.3	
N of Valid	445	396	393	321	1555	
N of Miss	0	0	0	0	0	

Table 216: During the past 12 months, have you participated in any alcohol prevention programs or seen any alcohol prevention messages in your school or community? No



Response	6	8	10	12	Total	
No	55.3	55.6	39.9	35.2	47.3	
Yes	44.7	44.4	60.1	64.8	52.7	
N of Valid	445	396	393	321	1555	
N of Miss	0	0	0	0	0	

Table 217: How wrong do your parents feel it would be for YOU to: have one or two drinks of an alcoholic beverage nearly every day?

Response	6	8	10	12	Total	
Very wrong	92.8	84.5	76.5	72.6	82.2	
Wrong	4.8	9.3	13.8	16.7	10.8	
A little bit wrong	2.4	4.7	7.2	6.9	5.2	
Not at all wrong	0.0	1.5	2.6	3.8	1.8	
N of Valid	377	343	349	288	1357	
N of Miss	68	53	44	33	198	

Table 218: How wrong do your parents feel it would be for YOU to: smoke tobacco?

Response	6	8	10	12	Total	
Very wrong	96.8	91.5	80.5	74.5	86.6	
Wrong	2.4	6.1	10.6	14.3	8.0	
A little bit wrong	0.5	1.2	4.9	7.7	3.3	
Not at all wrong	0.3	1.2	4.0	3.5	2.1	
N of Valid	378	343	348	286	1355	
N of Miss	67	53	45	35	200	

Table 219: How wrong do your parents feel it would be for YOU to: smoke marijuana?

Response	6	8	10	12	Total	
Very wrong	97.9	90.3	82.8	80.6	88.5	
Wrong	1.6	5.9	6.7	7.7	5.3	
A little bit wrong	0.3	2.6	4.9	6.3	3.3	
Not at all wrong	0.3	1.2	5.5	5.3	2.9	
N of Valid	376	341	344	284	1345	
N of Miss	69	55	49	37	210	

Table 220: How wrong do your parents feel it would be for YOU to: use prescription drugs not prescribed to you?





Response	6	8	10	12	Total	
Very wrong	96.6	91.2	86.7	88.8	91.0	
Wrong	2.9	5.0	6.9	7.0	5.3	
A little bit wrong	0.3	2.4	3.2	2.4	2.0	
Not at all wrong	0.3	1.5	3.2	1.7	1.6	
N of Valid	377	339	347	286	1349	
N of Miss	68	57	46	35	206	

Table 221: How wrong do your parents feel it would be for YOU to: steal something worth more than \$5?





Response	6	8	10	12	Total	
Very wrong	88.6	85.3	82.2	87.4	85.9	
Wrong	7.7	10.3	11.2	9.1	9.6	
A little bit wrong	2.9	4.4	3.7	2.1	3.3	
Not at all wrong	0.8	0.0	2.9	1.4	1.3	
N of Valid	376	341	348	285	1350	
N of Miss	69	55	45	36	205	

Table 222: How wrong do your parents feel it would be for YOU to: draw graffiti, write things, or draw pictures on buildings or other property (without the owner's permission)?





Response	6	8	10	12	Total	
Very wrong	91.2	83.6	82.1	86.7	86.0	
Wrong	5.9	12.0	11.0	7.4	9.1	
A little bit wrong	1.6	3.5	3.5	4.6	3.2	
Not at all wrong	1.3	0.9	3.5	1.4	1.8	
N of Valid	374	341	347	285	1347	
N of Miss	71	55	46	36	208	

Table 223: How wrong do your parents feel it would be for YOU to: pick a fight with someone?





Response	6	8	10	12	Total	
Very wrong	78.2	64.9	65.8	68.5	69.6	
Wrong	11.2	20.0	17.8	18.9	16.8	
A little bit wrong	8.2	12.5	11.8	9.4	10.5	
Not at all wrong	2.4	2.6	4.6	3.1	3.2	
N of Valid	376	345	348	286	1355	
N of Miss	69	51	45	35	200	

Table 224: During the past 12 months, have you talked with at least one of your parents about the dangers of underage drinking and/or drinking and driving? By parents, we mean either your biological parents, adoptive parents, stepparents, or adult guardians - whether or not they live with you.



Response	6	8	10	12	Total	
No	43.7	55.2	59.9	55.5	53.3	
Yes	56.3	44.8	40.1	44.5	46.7	
N of Valid	366	339	334	281	1320	
N of Miss	79	57	59	40	235	

Table 225: The rules in my family are clear.





Response	6	8	10	12	Total	
NO!	4.4	4.4	6.1	2.8	4.5	
no	4.1	4.4	9.5	5.6	5.9	
yes	22.3	32.8	37.6	43.1	33.4	
YES!	69.2	58.3	46.8	48.6	56.2	
N of Valid	367	338	346	288	1339	
N of Miss	78	58	47	33	216	

Table 226: People in my family have serious arguments about the same things, and often insult or yell at each other.

Response	6	8	10	12	Total	
NO!	48.5	30.9	29.0	27.8	34.6	
no	27.8	39.4	39.6	37.2	35.7	
yes	14.6	17.4	20.5	22.6	18.5	
YES!	9.2	12.4	10.9	12.5	11.1	
N of Valid	371	340	341	288	1340	
N of Miss	74	56	52	33	215	

Table 227: When I am not at home, one of my parents knows where I am and who I am with.

Response	6	8	10	12	Total	
NO!	2.7	6.2	5.2	4.5	4.6	
no	3.0	5.9	8.1	6.6	5.8	
yes	16.4	30.9	36.3	40.1	30.3	
YES!	78.0	57.0	50.3	48.8	59.3	
N of Valid	372	337	344	289	1342	
N of Miss	73	59	49	32	213	

Table 228: My family has clear rules about alcohol and drug use.

Response	6	8	10	12	Total	
NO!	5.2	4.8	6.1	4.2	5.1	
no	7.3	6.6	12.8	8.7	8.8	
yes	13.0	22.7	31.8	37.2	25.5	
YES!	74.5	66.0	49.3	50.0	60.6	
N of Valid	368	335	343	288	1334	
N of Miss	77	61	50	33	221	

Table 229: If you skipped school would you be caught by your parents?

Response	6	8	10	12	Total
NO!	3.8	8.3	7.3	6.2	6.4
no	8.1	9.2	14.7	20.5	12.7
yes	16.5	25.6	28.7	33.3	25.6
YES!	71.5	56.8	49.3	39.9	55.3
N of Valid	369	336	341	288	1334
N of Miss	76	60	52	33	221

Table 230: My parents ask if I've gotten my homework done.

Response	6	8	10	12	Total
NO!	4.3	5.7	10.9	10.8	7.7
no	4.3	8.1	15.0	21.3	11.7
yes	19.1	28.9	31.3	39.0	28.9
YES!	72.3	57.2	42.8	28.9	51.7
N of Valid	372	332	339	287	1330
N of Miss	73	64	54	34	225

Table 231: Would your parents know if you did not come home on time?

Response	6	8	10	12	Total
NO!	4.1	5.8	7.0	5.2	5.5
no	6.2	6.1	10.0	11.9	8.4
yes	19.8	27.0	34.3	34.6	28.5
YES!	69.9	61.2	48.7	48.3	57.6
N of Valid	369	330	341	286	1326
N of Miss	76	66	52	35	229

Table 232: Do you know how to properly dispose of leftover prescription drugs?



Response	6	8	10	12	Total	
No	72.6	69.9	63.7	60.5	66.9	
Yes	27.4	30.1	36.3	39.5	33.1	
N of Valid	329	322	325	276	1252	
N of Miss	116	74	68	45	303	

Table 233: Have any of your brothers or sisters ever: drunk beer, wine or hard liquor (for example, vodka, whiskey or gin)?




Response	6	8	10	12	Total	
No	81.4	55.2	46.3	34.0	55.5	
Yes	17.0	41.8	48.4	60.1	40.6	
I don't have any brothers or sisters	1.6	3.0	5.3	5.9	3.9	
N of Valid	365	330	337	288	1320	
N of Miss	80	66	56	33	235	

Table 234: Have any of your brothers or sisters ever: smoked marijuana?




Response	6	8	10	12	Total	
No	92.3	75.1	63.9	54.0	72.4	
Yes	6.0	21.6	31.4	40.1	23.8	
I don't have any brothers or sisters	1.6	3.3	4.7	5.9	3.8	
N of Valid	365	329	338	287	1319	
N of Miss	80	67	55	34	236	

Table 235: Have any of your brothers or sisters ever: smoked cigarettes?




Response	6	8	10	12	Total	
No	81.9	68.4	63.7	54.7	68.0	
Yes	16.4	28.3	31.8	39.3	28.3	
I don't have any brothers or sisters	1.6	3.3	4.5	6.0	3.7	
N of Valid	365	329	333	285	1312	
N of Miss	80	67	60	36	243	

Table 236: Have any of your brothers or sisters ever: taken a handgun to school?




Response	6	8	10	12	Total	
No	97.2	93.9	92.5	91.5	94.0	
Yes	1.1	2.8	3.0	2.5	2.3	
I don't have any brothers or sisters	1.7	3.4	4.5	6.0	3.7	
N of Valid	362	327	335	284	1308	
N of Miss	83	69	58	37	247	

Table 237: Have any of your brothers or sisters ever: been suspended or expelled from school?




Response	6	8	10	12	Total	
No	69.3	65.8	65.9	57.0	64.9	
Yes	28.5	30.9	28.8	37.0	31.0	
I don't have any brothers or sisters	2.2	3.3	5.3	6.0	4.1	
N of Valid	365	333	340	284	1322	
N of Miss	80	63	53	37	233	

Table 238: Have any of your brothers or sisters ever: used e-cigarettes, e-cigars or e-hookahs?




Response	6	8	10	12	Total	
No	92.3	78.5	71.0	62.5	77.0	
Yes	6.0	18.1	24.2	30.9	19.1	
I don't have any brothers or sisters	1.6	3.3	4.8	6.7	4.0	
N of Valid	365	331	335	285	1316	
N of Miss	80	65	58	36	239	

Table 239: Have any of your brothers or sisters ever: used prescription drugs not prescribed to him/her?




Response	6	8	10	12	Total	
No	95.9	87.6	83.8	76.1	86.4	
Yes	2.5	9.1	11.7	17.6	9.8	
I don't have any brothers or sisters	1.7	3.3	4.5	6.3	3.8	
N of Valid	363	330	334	284	1311	
N of Miss	82	66	59	37	244	

Table 240: Have you changed homes in the past year (the last 12 months)?



Response	6	8	10	12	Total	
No	71.7	78.2	80.5	84.3	78.3	
Yes	28.3	21.8	19.5	15.7	21.7	
N of Valid	368	331	348	287	1334	
N of Miss	77	65	45	34	221	

Table 241: How many times have you changed homes since kindergarten?






Response	6	8	10	12	Total	
Never	39.7	36.1	34.8	33.1	36.1	
1 or 2 times	29.3	34.3	30.1	32.8	31.5	
3 or 4 times	17.9	18.1	17.7	18.1	17.9	
5 or 6 times	6.5	6.0	8.7	8.4	7.4	
7 or more times	6.5	5.4	8.7	7.7	7.1	
N of Valid	368	332	345	287	1332	
N of Miss	77	64	48	34	223	

Table 242: Have you changed schools (including changing from elementary to middle and middle to high school) in the past year?



Response	6	8	10	12	Total	
No	64.6	64.5	72.5	80.2	70.0	
Yes	35.4	35.5	27.5	19.8	30.0	
N of Valid	356	330	345	283	1314	
N of Miss	89	66	48	38	241	

Table 243: How many times have you changed schools since kindergarten (including changing from elementary to middle and middle to high school)?






Response	6	8	10	12	Total	
Never	33.9	26.8	29.8	27.5	29.7	
1 or 2 times	38.8	32.6	22.8	25.4	30.2	
3 or 4 times	16.0	28.7	30.7	32.4	26.5	
5 or 6 times	8.3	6.7	9.9	9.4	8.6	
7 or more times	3.0	5.2	6.7	5.2	5.0	
N of Valid	363	328	342	287	1320	
N of Miss	82	68	51	34	235	

Table 244: Has anyone in your family ever had severe alcohol or drug problems?



Response	6	8	10	12	Total	
No	79.4	67.2	62.8	54.0	66.5	
Yes	20.6	32.8	37.2	46.0	33.5	
N of Valid	364	326	347	287	1324	
N of Miss	81	70	46	34	231	

Table 245: About how many adults (over 21) have you known personally who in the past year have: used marijuana, crack, cocaine, or other drugs?






Response	6	8	10	12	Total	
0	80.4	64.7	57.3	45.1	62.8	
1	6.6	13.4	13.5	17.0	12.4	
2	5.5	5.8	9.5	12.8	8.2	
3-4	2.8	6.7	8.1	10.4	6.8	
5	4.7	9.4	11.5	14.6	9.8	
N of Valid	363	329	347	288	1327	
N of Miss	82	67	46	33	228	

Table 246: About how many adults (over 21) have you known personally who in the past year have: sold or dealt drugs?






Response	6	8	10	12	Total	
0	83.5	79.1	70.4	61.0	74.1	
1	8.9	8.0	9.9	14.6	10.2	
2	3.4	4.3	6.4	9.4	5.7	
3-4	0.8	3.1	4.6	4.5	3.2	
5	3.4	5.5	8.7	10.5	6.8	
N of Valid	358	325	345	287	1315	
N of Miss	87	71	48	34	240	

Table 247: About how many adults (over 21) have you known personally who in the past year have: done other things that could get them in trouble with the police, like stealing, selling stolen goods, mugging or assaulting others, etc.?






Response	6	8	10	12	Total	
0	81.4	70.9	67.4	61.1	70.8	
1	8.3	12.2	9.6	13.9	10.8	
2	4.4	6.1	7.8	7.3	6.4	
3-4	2.8	2.8	5.2	4.9	3.9	
5	3.0	8.0	9.9	12.8	8.2	
N of Valid	361	327	344	288	1320	
N of Miss	84	69	49	33	235	

Table 248: About how many adults (over 21) have you known personally who in the past year have: gotten drunk or high?






Response	6	8	10	12	Total	
0	62.4	44.0	40.0	25.4	43.9	
1	16.6	21.8	14.8	14.6	17.0	
2	5.3	8.9	10.1	13.9	9.4	
3-4	6.2	8.0	8.4	12.5	8.6	
5	9.6	17.2	26.7	33.4	21.2	
N of Valid	356	325	345	287	1313	
N of Miss	89	71	48	34	242	

Table 249: Have you seen or heard information about underage drinking in the past 12 months from the following sources? Radio



Response	6	8	10	12	Total	
No	53.7	50.0	54.8	50.7	52.4	
Yes	46.3	50.0	45.2	49.3	47.6	
N of Valid	369	328	354	292	1343	
N of Miss	76	68	39	29	212	

Table 250: Have you seen or heard information about underage drinking in the past 12 months from the following sources? TV.



Response	6	8	10	12	Total	
No	33.7	28.4	36.5	36.3	33.7	
Yes	66.3	71.6	63.5	63.7	66.3	
N of Valid	365	327	351	289	1332	
N of Miss	80	69	42	32	223	

Table 251: Have you seen or heard information about underage drinking in the past 12 months from the following sources? Print. This includes information on underage drinking you may have seen in the newspaper, on a billboard, in pamphlets, on stickers, etc.



Response	6	8	10	12	Total	
No	54.9	43.6	47.6	48.3	48.8	
Yes	45.1	56.4	52.4	51.7	51.2	
N of Valid	368	328	349	292	1337	
N of Miss	77	68	44	29	218	

Table 252: Have you seen or heard information about underage drinking in the past 12 months from the following sources? Website or social media? (Facebook, Myspace, website, etc.)



Response	6	8	10	12	Total	
No	50.4	42.3	44.1	40.5	44.6	
Yes	49.6	57.7	55.9	59.5	55.4	
N of Valid	365	326	349	291	1331	
N of Miss	80	70	44	30	224	

Table 253: The next questions ask about your opinions of the information you saw or heard. If you have seen or heard more than one ad, please think about your favorite ad when answering these questions. The information about underage drinking that I saw or heard was convincing.

Response	6	8	10	12	Total	
NO!	30.4	19.1	24.5	15.8	22.9	
no	7.6	11.3	17.4	23.0	14.5	
yes	13.2	27.6	28.8	35.7	25.8	
YES!	26.8	23.5	16.5	12.0	20.0	
I have not seen or heard any ads about underage drinking in the past 12 months.	22.0	18.5	12.8	13.4	16.8	
N of Valid	355	319	351	291	1316	
N of Miss	90	77	42	30	239	

Table 254: The next questions ask about your opinions of the information you saw or heard. If you have seen or heard more than one ad, please think about your favorite ad when answering these questions. The information about underage drinking that I saw or heard grabbed my attention.

Response	6	8	10	12	Total	
NO!	28.5	16.7	23.2	15.5	21.4	
no	8.1	16.1	20.6	24.1	16.9	
yes	14.5	27.1	27.5	34.7	25.5	
YES!	27.4	21.1	16.0	12.4	19.5	
I have not seen or heard any ads about underage drinking in the past 12 months.	21.5	18.9	12.6	13.4	16.7	
N of Valid	358	317	349	291	1315	
N of Miss	87	79	44	30	240	

Table 255: The next questions ask about your opinions of the information you saw or heard. If you have seen or heard more than one ad, please think about your favorite ad when answering these questions. The information about underage drinking that I saw or heard said something important to me.

Response	6	8	10	12	Total	
NO!	28.4	17.1	24.5	15.2	21.7	
no	6.2	18.4	22.5	29.0	18.5	
yes	12.6	24.1	23.3	28.6	21.8	
YES!	30.6	21.8	16.7	12.8	20.9	
I have not seen or heard any ads about underage drinking in the past 12 months.	22.2	18.7	13.0	14.5	17.2	
N of Valid	356	316	347	290	1309	
N of Miss	89	80	46	31	246	

Table 256: The next questions ask about your opinions of the information you saw or heard. If you have seen or heard more than one ad, please think about your favorite ad when answering these questions. Seeing or hearing this information about underage drinking made me want to stop or decrease my drinking.










Response	6	8	10	12	Total	
NO!	30.6	19.9	26.9	22.0	25.1	
no	5.0	11.1	20.4	26.6	15.4	
yes	5.0	14.3	20.1	22.0	15.1	
YES!	26.5	25.4	14.5	11.7	19.7	
I have not seen or heard any ads about underage drinking in the past 12 months.	32.9	29.3	18.0	17.7	24.7	
N of Valid	340	307	338	282	1267	
N of Miss	105	89	55	39	288	

Table 257: How honest were you in filling out this survey?

Response	6	8	10	12	Total	
I was very honest	84.1	81.2	74.2	82.1	80.3	
I was honest pretty much of the time	13.2	13.7	18.2	13.8	14.8	
I was honest some of the time	2.4	3.0	5.0	3.1	3.4	
I was honest once in a while	0.3	2.1	2.5	1.0	1.5	
I was not honest at all	0.0	0.0	0.0	0.0	0.0	
N of Valid	370	329	357	290	1346	
N of Miss	75	67	36	31	209	