

# 2013 APNA

Arkansas Prevention Needs Assessment Student Survey



Union County Tables

Arkansas Department of Human Services  
Division of Behavioral Health Services  
Prevention Services

Conducted by International Survey Associates dba Pride Surveys



## Contents

1	INTRODUCTION	10
2	PERCENTAGE TABLES	15

## List of Tables

1	Sex	16
2	Age	16
3	Are you Hispanic or Latino?	16
4	What is your race? Black or African American	17
5	What is your race? Asian	17
6	What is your race? American Indian	17
7	What is your race? Alaska Native	17
8	What is your race? White	18
9	What is your race? Native Hawaiian or Other Pacific Islander	18
10	What is your race? Other	18
11	What is the highest level of schooling completed by your mother or father?	19
12	Think of where you live most of the time. Which of the following people live there with you? Mother	19
13	Think of where you live most of the time. Which of the following people live there with you? Stepmother	19
14	Think of where you live most of the time. Which of the following people live there with you? Foster Mother	20
15	Think of where you live most of the time. Which of the following people live there with you? Grandmother	20
16	Think of where you live most of the time. Which of the following people live there with you? Aunt	20
17	Think of where you live most of the time. Which of the following people live there with you? Father	20
18	Think of where you live most of the time. Which of the following people live there with you? Stepfather	21
19	Think of where you live most of the time. Which of the following people live there with you? Foster Father	21
20	Think of where you live most of the time. Which of the following people live there with you? Grandfather	21
21	Think of where you live most of the time. Which of the following people live there with you? Uncle	21
22	Think of where you live most of the time. Which of the following people live there with you? Other Adults	22
23	Think of where you live most of the time. Which of the following people live there with you? Brother(s)	22
24	Think of where you live most of the time. Which of the following people live there with you? Stepbrother(s)	22
25	Think of where you live most of the time. Which of the following people live there with you? Sister(s)	22
26	Think of where you live most of the time. Which of the following people live there with you? Stepsister(s)	23

27	Think of where you live most of the time. Which of the following people live there with you? Other Children . . . . .	23
28	In my school, students have lots of chances to help decide things like class activities and rules. . . . .	23
29	Teachers ask me to work on special classroom projects. . . . .	23
30	My teacher(s) notices when I am doing a good job and lets me know about it. . . . .	24
31	There are lots of chances for students in my school to get involved in sports, clubs, and other school activities outside of class. . . . .	24
32	There are lots of chances for students in my school to talk with a teacher one-on-one. . . . .	24
33	I feel safe at my school. . . . .	25
34	The school lets my parents know when I have done something well. . . . .	25
35	My teachers praise me when I work hard in school. . . . .	25
36	Are your school grades better than the grades of most students in your class? . . . . .	26
37	I have lots of chances to be part of class discussions or activities. . . . .	26
38	Now thinking back over the past year in school, how often did you: enjoy being in school? . . . . .	26
39	Now thinking back over the past year in school, how often did you: hate being in school? . . . . .	27
40	Now thinking back over the past year in school, how often did you: try to do your best work in school? . . . . .	27
41	How often do you feel that the school work you are assigned is meaningful and important? . . . . .	27
42	Putting them all together, what were your grades like last year? . . . . .	28
43	How important do you think the things you are learning in school are going to be for your later life? . . . . .	28
44	How interesting are most of your courses to you? . . . . .	28
45	During the LAST FOUR WEEKS how many whole days of school have you missed because you skipped or 'cut'? . . . . .	29
46	What are the chances you would be seen as cool if you: smoked cigarettes? . . . . .	29
47	What are the chances you would be seen as cool if you: worked hard at school? . . . . .	29
48	What are the chances you would be seen as cool if you: began drinking alcoholic beverages regularly, that is, at least once or twice a month? . . . . .	30
49	What are the chances you would be seen as cool if you: defended someone who was being verbally abused at school? . . . . .	30
50	What are the chances you would be seen as cool if you: smoked marijuana? . . . . .	30
51	What are the chances you would be seen as cool if you: carried a handgun? . . . . .	31

52	Think of your four best friends (the friends you feel closest to). In the past year (12 months), how many of your best friends have: participated in clubs, organizations or activities at school? . . . . .	31
53	Think of your four best friends (the friends you feel closest to). In the past year (12 months), how many of your best friends have: smoked cigarettes? . . . . .	31
54	Think of your four best friends (the friends you feel closest to). In the past year (12 months), how many of your best friends have: tried beer, wine or hard liquor (for example, vodka, whiskey, or gin) when their parents didn't know about it? . . . . .	32
55	Think of your four best friends (the friends you feel closest to). In the past year (12 months), how many of your best friends have: made a commitment to stay drug-free? . . . . .	32
56	Think of your four best friends (the friends you feel closest to). In the past year (12 months), how many of your best friends have: used marijuana? . . . . .	32
57	Think of your four best friends (the friends you feel closest to). In the past year (12 months), how many of your best friends have: used prescription drugs or non-prescription drugs for the purposes of getting high? . . . . .	33
58	Think of your four best friends (the friends you feel closest to). In the past year (12 months), how many of your best friends have: used synthetic marijuana (K2, spice) or bath salts? . . . . .	33
59	Think of your four best friends (the friends you feel closest to). In the past year (12 months), how many of your best friends have: used LSD, cocaine, amphetamines, or other illegal drugs? . . . . .	33
60	Think of your four best friends (the friends you feel closest to). In the past year (12 months), how many of your best friends have: tried to do well in school? . . . . .	34
61	Think of your four best friends (the friends you feel closest to). In the past year (12 months), how many of your best friends have: been suspended from school? . . . . .	34
62	Think of your four best friends (the friends you feel closest to). In the past year (12 months), how many of your best friends have: liked school? . . . . .	34
63	Think of your four best friends (the friends you feel closest to). In the past year (12 months), how many of your best friends have: carried a handgun? . . . . .	35
64	Think of your four best friends (the friends you feel closest to). In the past year (12 months), how many of your best friends have: sold illegal drugs? . . . . .	35
65	Think of your four best friends (the friends you feel closest to). In the past year (12 months), how many of your best friends have: regularly attended religious services? . . . . .	35

66	Think of your four best friends (the friends you feel closest to). In the past year (12 months), how many of your best friends have: stolen or tried to steal a motor vehicle such as a car or motorcycle?	36
67	Think of your four best friends (the friends you feel closest to). In the past year (12 months), how many of your best friends have: been arrested?	36
68	Think of your four best friends (the friends you feel closest to). In the past year (12 months), how many of your best friends have: dropped out of school?	36
69	Think of your four best friends (the friends you feel closest to). In the past year (12 months), how many of your best friends have: been members of a gang?	37
70	How old were you when you first: smoked marijuana?	37
71	How old were you when you first: smoked a cigarette, even just a puff?	38
72	How old were you when you first: had more than a sip or two of beer, wine or hard liquor (for example, vodka, whiskey, or gin)?	38
73	How old were you when you first: began drinking alcoholic beverages regularly, that is, at least once or twice a month?	39
74	How old were you when you first: used Daztrex?	39
75	How old were you when you first: got suspended from school?	40
76	How old were you when you first: got arrested?	40
77	How old were you when you first: carried a handgun?	41
78	How old were you when you first: attacked someone with the idea of seriously hurting them?	41
79	How old were you when you first: belonged to a gang?	42
80	How wrong do you think it is for someone your age to: take a handgun to school?	42
81	How wrong do you think it is for someone your age to: steal anything worth more than \$5?	42
82	How wrong do you think it is for someone your age to: pick a fight with someone?	43
83	How wrong do you think it is for someone your age to: attack someone with the idea of seriously hurting them?	43
84	How wrong do you think it is for someone your age to: stay away from school all day when their parents think they are at school?	43
85	How wrong do you think it is for someone your age to: drink beer, wine or hard liquor (for example, vodka, whiskey, or gin) regularly?	44
86	How wrong do you think it is for someone your age to: smoke cigarettes?	44
87	How wrong do you think it is for someone your age to: smoke marijuana?	44
88	How wrong do you think it is for someone your age to: use prescription drugs or non-prescription drugs for the purpose of getting high?	45

89	How wrong do you think it is for someone your age to: use synthetic marijuana (K2, spice) or bath salts?	45
90	How wrong do you think it is for someone your age to: use LSD, cocaine, amphetamines or another illegal drug?	45
91	At school during the past 12 months, did you receive help from the resource teacher, speech therapist or other special education teacher?	46
92	How many times in the past year (12 months) have you: been suspended from school?	46
93	How many times in the past year (12 months) have you: carried a handgun?	46
94	How many times in the past year (12 months) have you: sold illegal drugs?	47
95	How many times in the past year (12 months) have you: stolen or tried to steal a motor vehicle such as a car or motorcycle?	47
96	How many times in the past year (12 months) have you: participated in clubs, organizations or activities at school?	48
97	How many times in the past year (12 months) have you: been arrested?	48
98	How many times in the past year (12 months) have you: attacked someone with the idea of seriously hurting them?	49
99	How many times in the past year (12 months) have you: been drunk or high at school?	49
100	How many times in the past year (12 months) have you: taken a handgun to school?	50
101	Are you currently on probation, or assigned a probation officer with Juvenile Court?	50
102	Have you ever belonged to a gang?	50
103	If you have ever belonged to a gang, did that gang have a name?	51
104	You are at a party at someone's house, and one of your friends offers you a drink containing alcohol. What would you say or do?	51
105	How often do you attend religious services or activities?	51
106	I think sometimes it's okay to cheat at school.	52
107	It is important to think before you act.	52
108	Sometimes I think that life is not worth it.	52
109	At times I think I am no good at all.	53
110	All in all, I am inclined to think that I am a failure.	53
111	In the past year, have you felt depressed or sad MOST days, even if you felt okay sometimes?	53
112	It is all right to beat up people if they start the fight.	54
113	I think it is okay to take something without asking if you can get away with it.	54
114	Where do you get the most information about living a drug and alcohol free life? Parents/guardians	54
115	Where do you get the most information about living a drug and alcohol free life? Friends	55

116	Where do you get the most information about living a drug and alcohol free life? Family members . . . . .	55
117	Where do you get the most information about living a drug and alcohol free life? School . . . . .	55
118	Where do you get the most information about living a drug and alcohol free life? Internet . . . . .	56
119	Where do you get the most information about living a drug and alcohol free life? TV . . . . .	56
120	Where do you get the most information about living a drug and alcohol free life? Social media . . . . .	56
121	How much do you think people risk harming themselves (physically or in other ways) if they: smoked one or more packs of cigarettes per day? . . . . .	57
122	How much do you think people risk harming themselves (physically or in other ways) if they: try marijuana once or twice? . . . . .	57
123	How much do you think people risk harming themselves (physically or in other ways) if they: smoke marijuana once or twice a week? . . . . .	57
124	How much do you think people risk harming themselves (physically or in other ways) if they: take one or two drinks of an alcoholic beverage (beer, wine, liquor) nearly every day? . . . . .	58
125	How much do you think people risk harming themselves (physically or in other ways) if they: have five or more drinks of an alcoholic beverage once or twice each weekend? . . . . .	58
126	How much do you think people risk harming themselves (physically or in other ways) if they: use prescription drugs that are not prescribed to them? . . . . .	58
127	How much do you think people risk harming themselves (physically or in other ways) if they: use non-prescription drugs to get high? . . . . .	59
128	Have you ever used smokeless tobacco (chew, snuff, plug, dipping tobacco, or chewing tobacco)? . . . . .	59
129	How often have you taken smokeless tobacco during the past 30 days? . . . . .	59
130	Have you ever smoked cigarettes? . . . . .	60
131	How frequently have you smoked cigarettes during the past 30 days? . . . . .	60
132	Which statement best describes rules about smoking inside your home? . . . . .	60
133	Which statement best describes rules about smoking in your family cars? . . . . .	61
134	During this school year, were you taught in any of your classes about the dangers of tobacco use? . . . . .	61
135	During the past 12 months, have you participated in any community activities to discourage people your age from using cigarettes, chewing tobacco, snuff, dip or cigars? . . . . .	61
136	Think back over the last two weeks. How many times have you had five or more alcoholic drinks in a row? . . . . .	62

137	During the past 30 days, how many times did you ride in a car or other vehicle driven by someone who had been drinking alcohol or using drugs to get high? . . . . .	62
138	During the past 30 days, how many times did you drive a car or other vehicle when you had been drinking alcohol or using drugs to get high? . . . . .	62
139	If you drank alcohol (not just a sip or taste) in the past year, how did you usually get it? . . . . .	63
140	If you drank alcohol (not just a sip or taste) in the past year, where did you usually drink it? . . . . .	63
141	How do you feel about someone your age having one or two drinks of an alcoholic beverage nearly every day? . . . . .	64
142	On how many occasions have you had alcoholic beverages (beer, wine or hard liquor) to drink in your lifetime - more than just a few sips? . . . . .	64
143	On how many occasions have you drunk one of more drinks of an alcoholic beverage during the past 30 days? . . . . .	64
144	On how many occasions have you used marijuana (grass, pot) or hashish (hash, hash oil) in your lifetime? . . . . .	65
145	On how many occasions have you used marijuana (grass, pot) or hashish (hash, hash oil) during the past 30 days? . . . . .	65
146	On how many occasions have you used LSD or other psychedelics in your lifetime? . . . . .	65
147	On how many occasions have you used LSD or other psychedelics during the past 30 days? . . . . .	66
148	On how many occasions have you used cocaine or crack in your lifetime? . . . . .	66
149	On how many occasions have you used cocaine or crack during the past 30 days? . . . . .	66
150	On how many occasions have you sniffed glue, breathed the contents of an aerosol spray can, or inhaled other gases or sprays, in order to get high in your lifetime? . . . . .	67
151	On how many occasions have you sniffed glue, breathed the contents of an aerosol spray can, or inhaled other gases or sprays, in order to get high during the past 30 days? . . . . .	67
152	On how many occasions have you used Daztrex in your lifetime? . . . . .	68
153	On how many occasions have you used Daztrex during the past 30 days? . . . . .	68
154	On how many occasions have you used synthetic marijuana in your lifetime? . . . . .	68
155	On how many occasions have you used synthetic marijuana during the past 30 days? . . . . .	69
156	On how many occasions have you used methamphetamines (meth, speed, crank, crystal meth) in your lifetime? . . . . .	69



157	On how many occasions have you used methamphetamines (meth, speed, crank, crystal meth) in the past 30 days? . . . . .	69
158	On how many occasions have you used other chemical products (bath salts, plant food, etc.) in your lifetime? . . . . .	70
159	On how many occasions have you used other chemical products (bath salts, plant food, etc.) during the past 30 days? . . . . .	70
160	On how many occasions have you used heroin or other opiates in your lifetime? . . . . .	70
161	On how many occasions have you used heroin or other opiates during the past 30 days? . . . . .	71
162	On how many occasions have you used MDMA ('X', 'E', or ecstasy) in your lifetime? . . . . .	71
163	On how many occasions have you used MDMA ('X', 'E', or ecstasy) during the past 30 days? . . . . .	71
164	On how many occasions have you taken prescription drugs (such as Valium, Xanax, Ritalin, Adderall, OxyContin, Darvocet, or sleeping pills) not prescribed to you in your lifetime? . . . . .	72
165	On how many occasions have you taken prescription drugs (such as Valium, Xanax, Ritalin, Adderall, OxyContin, Darvocet, or sleeping pills) not prescribed to you during the past 30 days? . . . . .	72
166	On how many occasions have you taken non-prescription medicines such as diet pills (for example, Dietac, Dexatrim or Prolamine), stay-awake pills (for example No-Doz, Vivarin, or Wake), or cough or cold medicines (robos, DXM, etc.) to get high in your lifetime? . . . . .	73
167	On how many occasions have you taken non-prescription medicines such as diet pills (for example, Dietac, Dexatrim or Prolamine), stay-awake pills (for example No-Doz, Vivarin, or Wake), or cough or cold medicines (robos, DXM, etc.) to get high during the past 30 days? . . . . .	73
168	On how many occasions have you been drunk or very high from drinking alcoholic beverages during the past 30 days? . . . . .	74
169	On how many occasions have you drunk flavored alcoholic beverages, sometimes called 'alcopops' (like Mike's Hard Lemonade, Smirnoff Ice, Bacardi Breezers, etc.) in your lifetime? . . . . .	74
170	On how many occasions have you drunk flavored alcoholic beverages, sometimes called 'alcopops' (like Mike's Hard Lemonade, Smirnoff Ice, Bacardi Breezers, etc.) during the past 30 days? . . . . .	75
171	If you used prescription drugs or over the counter drugs without a doctor telling you to use it or for the purpose of getting high, where did you get these drugs? . . . . .	75
172	During the last month, about how many marijuana cigarettes, or the equivalent, did you smoke a day, on the average? . . . . .	76
173	How wrong do your friends feel it would be for YOU to: drink alcohol? . . . . .	76
174	How wrong do your friends feel it would be for YOU to: smoke tobacco? . . . . .	76

175	How wrong do your friends feel it would be for YOU to: smoke marijuana? . . . . .	77
176	How wrong do your friends feel it would be for YOU to: use prescription drugs not prescribed to you . . . . .	77
177	How wrong would most adults (over 21) in your neighborhood think it is for kids your age: to use marijuana? . . . . .	77
178	How wrong would most adults (over 21) in your neighborhood think it is for kids your age: to drink alcohol? . . . . .	78
179	How wrong would most adults (over 21) in your neighborhood think it is for kids your age: to smoke cigarettes? . . . . .	78
180	How much do each of the following statements describe your neighborhood? crime and/or drug selling . . . . .	78
181	How much do each of the following statements describe your neighborhood? fights . . . . .	79
182	How much do each of the following statements describe your neighborhood? lots of empty or abandoned buildings . . . . .	79
183	How much do each of the following statements describe your neighborhood? lots of graffiti . . . . .	79
184	I feel safe in my neighborhood. . . . .	80
185	If a kid smoked marijuana in your neighborhood would he or she be caught by the police? . . . . .	80
186	If a kid drank some beer, wine or hard liquor (for example, vodka, whiskey, or gin) in your neighborhood would he or she be caught by the police? . . . . .	80
187	If a kid carried a handgun in your neighborhood would he or she be caught by the police? . . . . .	81
188	If you wanted to get some cigarettes, how easy would it be for you to get some? . . . . .	81
189	If you wanted to get some beer, wine or hard liquor (for example, vodka, whiskey, or gin), how easy would it be for you to get some? . . . . .	81
190	If you wanted to get a drug like cocaine, LSD, or amphetamines, how easy would it be for you to get some? . . . . .	82
191	If you wanted to get a handgun, how easy would it be for you to get one? . . . . .	82
192	If you wanted to get some marijuana, how easy would it be for you to get some? . . . . .	82
193	If you wanted to get prescription drugs for the purpose of getting high, how easy would it be for you to get some? . . . . .	83
194	If you wanted to get synthetic marijuana such as K2 or chemical products such as bath salts to get high, how easy would it be for you to get some? . . . . .	83
195	If you wanted to get steroids to enhance athletic performance, how easy would it be for you to get some? . . . . .	83

196	During the past 12 months, have you participated in any alcohol prevention programs or seen any alcohol prevention messages in your school or community? Yes, a school-based program focused on preventing underage drinking and/or drinking and driving. . . .	84
197	During the past 12 months, have you participated in any alcohol prevention programs or seen any alcohol prevention messages in your school or community? Yes, a community-based program focused on preventing underage drinking and/or drinking and driving (for example, through your church or temple or through youth groups like Boys and Girls Club or 4-H). . . .	84
198	During the past 12 months, have you participated in any alcohol prevention programs or seen any alcohol prevention messages in your school or community? Yes, a media campaign addressing underage drinking and/or drinking and driving (for example, newspaper ads, posters, pamphlets, radio, TV). . . .	84
199	During the past 12 months, have you participated in any alcohol prevention programs or seen any alcohol prevention messages in your school or community? No . . . .	84
200	How wrong do your parents feel it would be for YOU to: drink beer, wine or hard liquor (for example, vodka, whiskey or gin) regularly? .	85
201	How wrong do your parents feel it would be for YOU to: smoke tobacco? . . . .	85
202	How wrong do your parents feel it would be for YOU to: smoke marijuana? . . . .	85
203	How wrong do your parents feel it would be for YOU to: use prescription drugs not prescribed to you? . . . .	86
204	How wrong do your parents feel it would be for YOU to: steal something worth more than \$5? . . . .	86
205	How wrong do your parents feel it would be for YOU to: draw graffiti, write things, or draw pictures on buildings or other property (without the owner's permission)? . . . .	86
206	How wrong do your parents feel it would be for YOU to: pick a fight with someone? . . . .	87
207	During the past 12 months, have you talked with at least one of your parents about the dangers of underage drinking and/or drinking and driving? By parents, we mean either your biological parents, adoptive parents, stepparents, or adult guardians - whether or not they live with you. . . .	87
208	The rules in my family are clear. . . .	87
209	People in my family often insult or yell at each other. . . .	88
210	When I am not at home, one of my parents knows where I am and who I am with. . . .	88
211	We argue about the same things in my family over and over. . . .	88

212	If you drank some beer or wine or liquor (for example, vodka, whiskey, or gin) without your parents' permission, would you be caught by your parents? . . . .	89
213	My family has clear rules about alcohol and drug use. . . .	89
214	If you carried a handgun without your parents' permission, would you be caught by your parents? . . . .	89
215	If you skipped school would you be caught by your parents? . . . .	90
216	My parents ask if I've gotten my homework done. . . .	90
217	People in my family have serious arguments. . . .	90
218	Would your parents know if you did not come home on time? . . . .	91
219	Have any of your brothers or sisters ever: drunk beer, wine or hard liquor (for example, vodka, whiskey or gin)? . . . .	91
220	Have any of your brothers or sisters ever: smoked marijuana? . . . .	91
221	Have any of your brothers or sisters ever: smoked cigarettes? . . . .	91
222	Have any of your brothers or sisters ever: taken a handgun to school? .	92
223	Have any of your brothers or sisters ever: been suspended or expelled from school? . . . .	92
224	Have you changed homes in the past year (the last 12 months)? . . .	92
225	How many times have you changed homes since kindergarten? . . . .	92
226	Have you changed schools (including changing from elementary to middle and middle to high school) in the past year? . . . .	93
227	How many times have you changed schools since kindergarten (including changing from elementary to middle and middle to high school)? . . . .	93
228	Has anyone in your family ever had severe alcohol or drug problems? .	93
229	About how many adults (over 21) have you known personally who in the past year have: used marijuana, crack, cocaine, or other drugs? .	94
230	About how many adults (over 21) have you known personally who in the past year have: sold or dealt drugs? . . . .	94
231	About how many adults (over 21) have you known personally who in the past year have: done other things that could get them in trouble with the police, like stealing, selling stolen goods, mugging or assaulting others, etc.? . . . .	94
232	About how many adults (over 21) have you known personally who in the past year have: gotten drunk or high? . . . .	95
233	Have you seen or heard information about underage drinking in the past 12 months from the following sources? Radio . . . .	95
234	Have you seen or heard information about underage drinking in the past 12 months from the following sources? TV. . . .	95
235	Have you seen or heard information about underage drinking in the past 12 months from the following sources? Print. This includes information on underage drinking you may have seen in the newspaper, on a billboard, in pamphlets, on stickers, etc. . . .	95



236 Have you seen or heard information about underage drinking in the past 12 months from the following sources? Website or social media? (Facebook, Myspace, website, etc.) . . . . . 96

237 The next questions ask about your opinions of the information you saw or heard. If you have seen or heard more than one ad, please think about your favorite ad when answering these questions. The information about underage drinking that I saw or heard was convincing. . . . . 96

238 The next questions ask about your opinions of the information you saw or heard. If you have seen or heard more than one ad, please think about your favorite ad when answering these questions. The information about underage drinking that I saw or heard grabbed my attention. . . . . 96

239 The next questions ask about your opinions of the information you saw or heard. If you have seen or heard more than one ad, please think about your favorite ad when answering these questions. The information about underage drinking that I saw or heard said something important to me. . . . . 97

240 The next questions ask about your opinions of the information you saw or heard. If you have seen or heard more than one ad, please think about your favorite ad when answering these questions. Seeing or hearing this information about underage drinking made me want to stop or decrease my drinking. . . . . 97

241 How honest were you in filling out this survey? . . . . . 97

List of Figures

1 Grade Chart . . . . . 11

2 Gender Chart . . . . . 12

3 Age Chart . . . . . 13

4 Ethnic Origin Chart . . . . . 14

# 1 INTRODUCTION

This report was generated from data collected on the *2013 Arkansas Prevention Needs Assessment Student Survey*. This report contains basic frequency tables of all data collected and graphs on the selected demographic variables of grade, gender, age and ethnic origin. The graph on ethnic origin is represented as a bar chart rather than as a pie chart. This is because students were allowed to mark more than one response for ethnic origin as opposed to being allowed to mark only one response. The bars represent the percent of students who marked each of the ethnic categories.

Questions regarding the information found in this report can be directed to:

**Pride Surveys**

160 Vanderbilt Court  
Bowling Green, KY 42103  
1-800-279-6361  
[www.pridesurveys.com](http://www.pridesurveys.com)

# Grade Chart

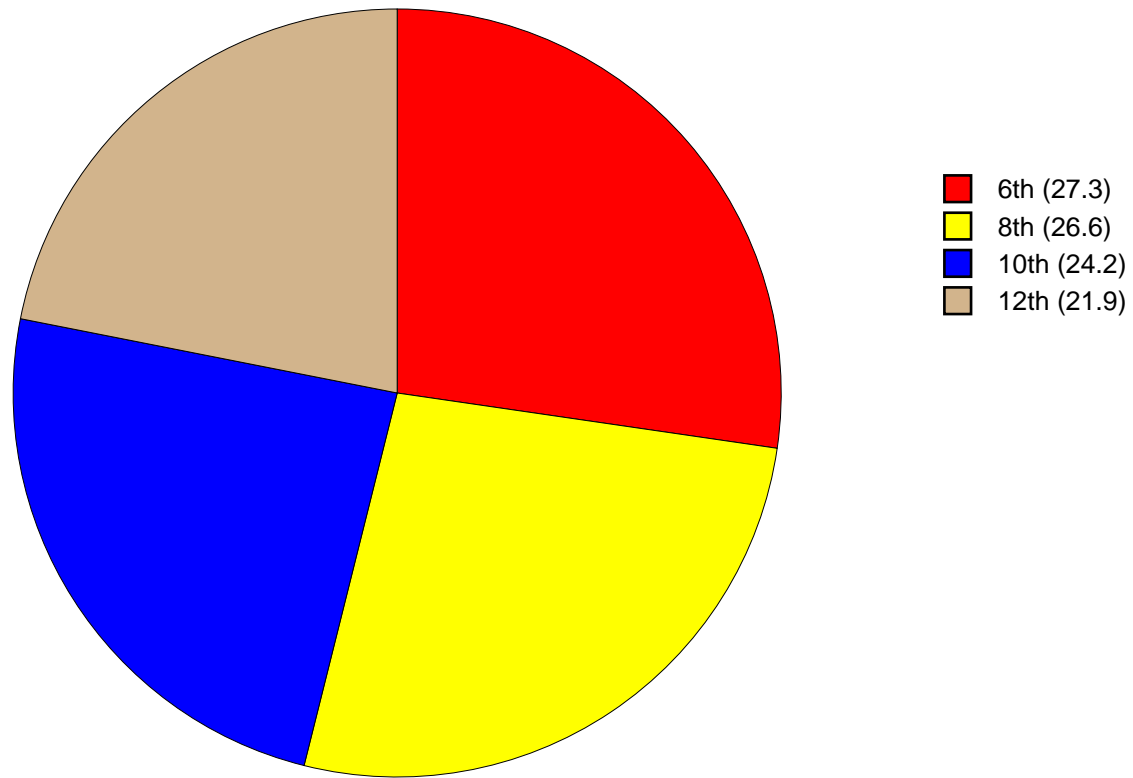


Figure 1: Grade Chart

## Gender Chart

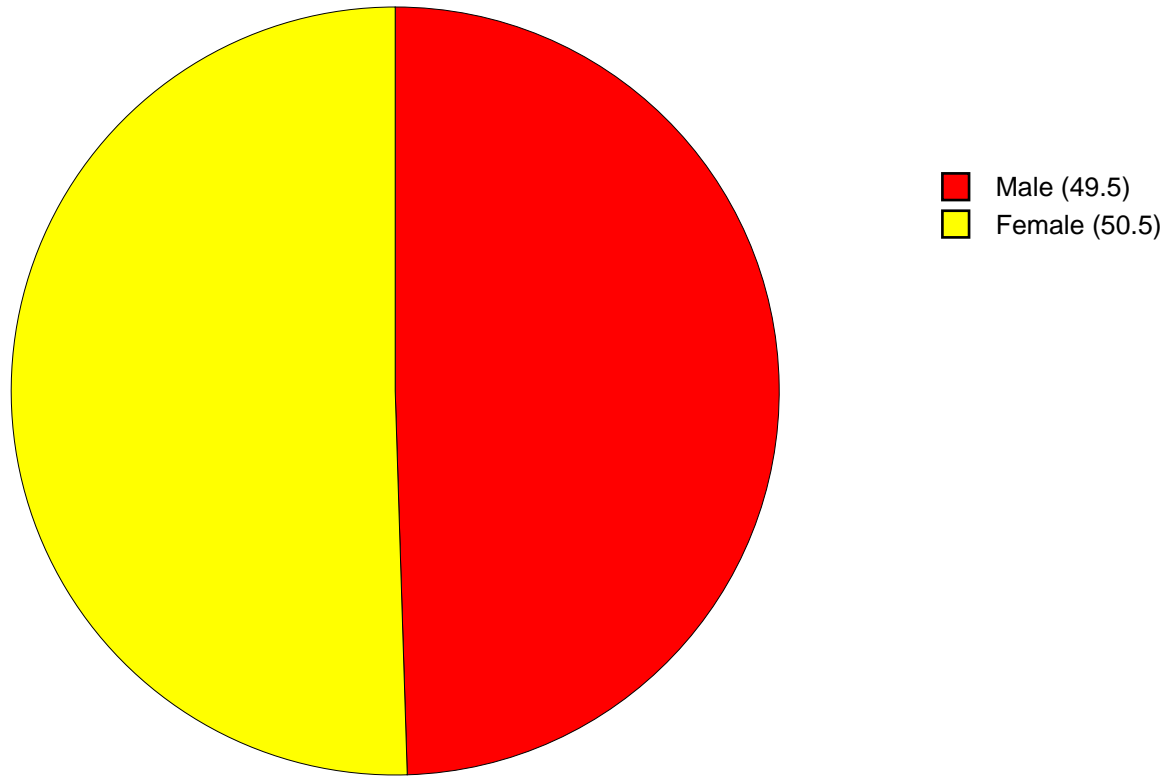


Figure 2: Gender Chart

# Age Chart

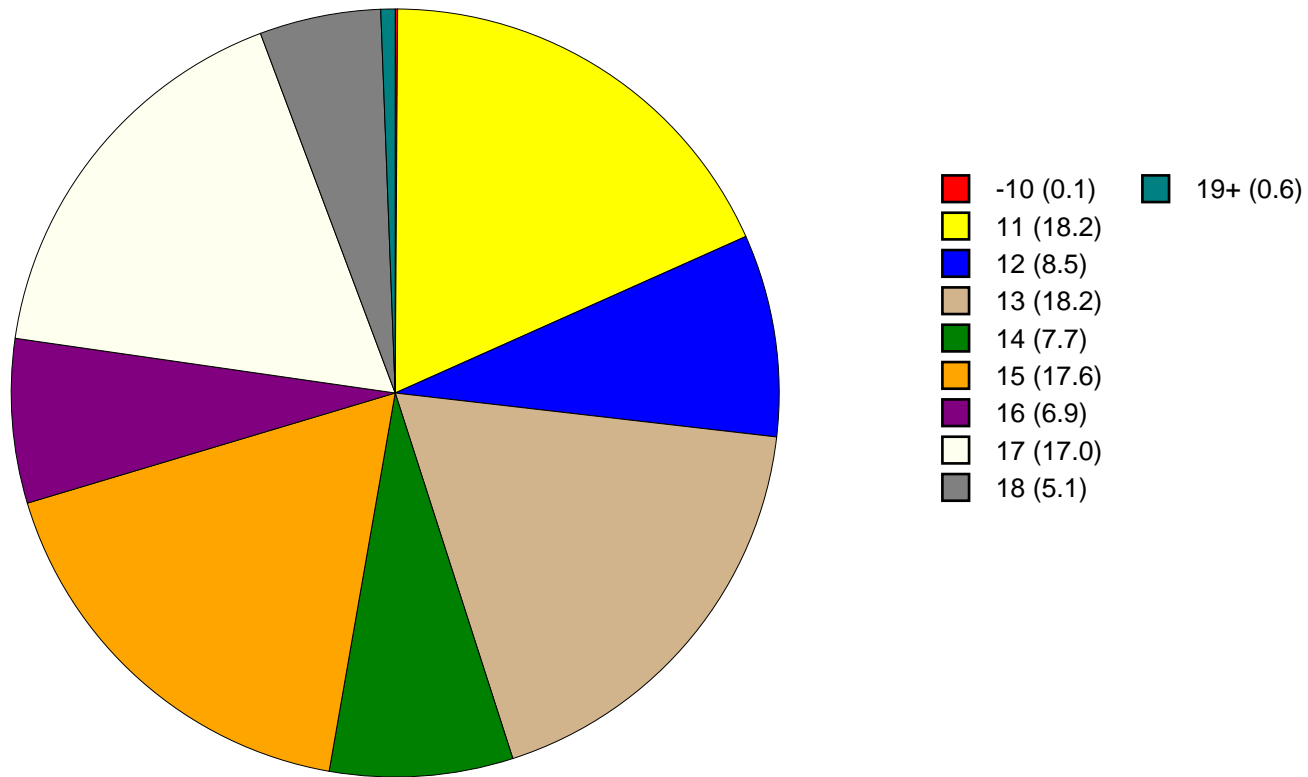


Figure 3: Age Chart

# Ethnic Origin Chart

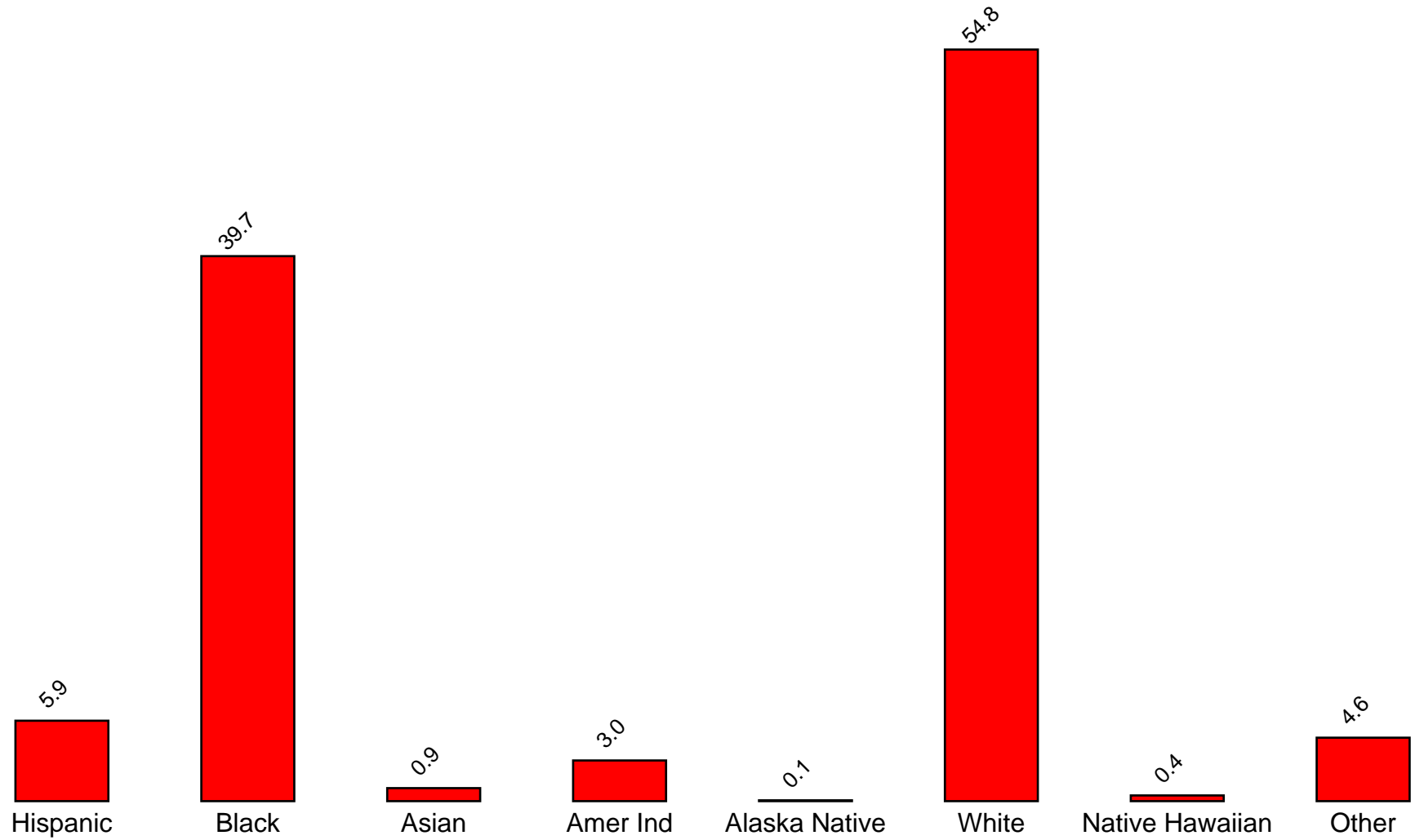


Figure 4: Ethnic Origin Chart



## 2 PERCENTAGE TABLES

The following tables contain frequency distribution detailing how your students responded to each question on the survey. The tables appear in the same order as the questions on the survey. The tables include breakdowns by grade level as well as overall percentages. The *N of Valid* row is a frequency count of the number of valid responses to each question for each grade and overall. The *N of Miss* row is a frequency count of the number of invalid (marked more than one response) or missing (i.e. did not respond) responses to each question for each grade and overall.

For the questions that allowed more than one response (i.e. race, live with, etc.) each response becomes a separate table. If a student did not mark the response, that was counted as a NO response, and if they did mark the response, that was counted as a YES response. Since a non response is a valid response for these questions, the *N of Miss* will always be zero for these questions.

Table 1: Sex



Response	6	8	10	12	Total	
Male	55.0	47.5	52.0	42.2	49.5	
Female	45.0	52.5	48.0	57.8	50.5	
N of Valid	458	446	408	370	1682	
N of Miss	2	2	0	0	4	

Table 2: Age











Response	6	8	10	12	Total	
10 or younger	0.4	0.0	0.0	0.0	0.1	
11	66.7	0.0	0.0	0.0	18.2	
12	31.1	0.2	0.0	0.0	8.5	
13	1.8	67.0	0.0	0.0	18.2	
14	0.0	29.1	0.0	0.0	7.7	
15	0.0	3.4	68.8	0.0	17.6	
16	0.0	0.2	27.5	0.8	6.9	
17	0.0	0.0	3.4	73.4	17.0	
18	0.0	0.0	0.2	23.0	5.1	
19 or older	0.0	0.0	0.0	2.7	0.6	
N of Valid	457	443	407	369	1676	
N of Miss	3	5	1	1	10	

Table 3: Are you Hispanic or Latino?



Response	6	8	10	12	Total	
No	92.5	94.0	94.7	95.6	94.1	
Yes	7.5	6.0	5.3	4.4	5.9	
N of Valid	429	433	393	365	1620	
N of Miss	31	15	15	5	66	

Table 4: What is your race? Black or African American



Response	6	8	10	12	Total	
No	62.8	60.3	57.8	59.7	60.3	
Yes	37.2	39.7	42.2	40.3	39.7	
N of Valid	460	448	408	370	1686	
N of Miss	0	0	0	0	0	

Table 5: What is your race? Asian



Response	6	8	10	12	Total	
No	99.1	99.3	98.8	98.9	99.1	
Yes	0.9	0.7	1.2	1.1	0.9	
N of Valid	460	448	408	370	1686	
N of Miss	0	0	0	0	0	

Table 6: What is your race? American Indian



Response	6	8	10	12	Total	
No	96.7	95.8	97.5	98.4	97.0	
Yes	3.3	4.2	2.5	1.6	3.0	
N of Valid	460	448	408	370	1686	
N of Miss	0	0	0	0	0	

Table 7: What is your race? Alaska Native



Response	6	8	10	12	Total	
No	100.0	99.8	100.0	100.0	99.9	
Yes	0.0	0.2	0.0	0.0	0.1	
N of Valid	460	448	408	370	1686	
N of Miss	0	0	0	0	0	

Table 8: What is your race? White



Response	6	8	10	12	Total	
No	46.7	42.6	46.1	45.4	45.2	
Yes	53.3	57.4	53.9	54.6	54.8	
N of Valid	460	448	408	370	1686	
N of Miss	0	0	0	0	0	

Table 9: What is your race? Native Hawaiian or Other Pacific Islander



Response	6	8	10	12	Total	
No	99.3	99.3	100.0	99.7	99.6	
Yes	0.7	0.7	0.0	0.3	0.4	
N of Valid	460	448	408	370	1686	
N of Miss	0	0	0	0	0	

Table 10: What is your race? Other



Response	6	8	10	12	Total	
No	94.6	95.5	96.3	95.1	95.4	
Yes	5.4	4.5	3.7	4.9	4.6	
N of Valid	460	448	408	370	1686	
N of Miss	0	0	0	0	0	

Table 11: What is the highest level of schooling completed by your mother or father?









Response	6	8	10	12	Total	
Completed grade school or less	2.7	2.0	1.5	1.9	2.1	
Some high school	3.4	4.3	9.2	12.9	7.1	
Completed high school	12.3	17.4	20.7	22.5	18.0	
Some college	10.1	12.0	16.2	16.8	13.5	
Completed college	26.6	30.3	31.4	29.7	29.4	
Graduate or professional school after college	8.5	9.3	9.5	7.7	8.8	
Don't know	35.8	23.5	10.2	7.1	20.0	
Does not apply	0.7	1.1	1.2	1.4	1.1	
N of Valid	447	442	401	364	1654	
N of Miss	13	6	7	6	32	

Table 12: Think of where you live most of the time. Which of the following people live there with you? Mother



Response	6	8	10	12	Total	
No	13.3	18.3	16.2	17.6	16.3	
Yes	86.7	81.7	83.8	82.4	83.7	
N of Valid	460	448	408	370	1686	
N of Miss	0	0	0	0	0	

Table 13: Think of where you live most of the time. Which of the following people live there with you? Stepmother



Response	6	8	10	12	Total	
No	94.1	94.6	96.3	92.4	94.4	
Yes	5.9	5.4	3.7	7.6	5.6	
N of Valid	460	448	408	370	1686	
N of Miss	0	0	0	0	0	

Table 14: Think of where you live most of the time. Which of the following people live there with you? Foster Mother



Response	6	8	10	12	Total	
No	99.1	99.3	99.0	99.7	99.3	
Yes	0.9	0.7	1.0	0.3	0.7	
N of Valid	460	448	408	370	1686	
N of Miss	0	0	0	0	0	

Table 15: Think of where you live most of the time. Which of the following people live there with you? Grandmother



Response	6	8	10	12	Total	
No	83.3	86.2	86.0	89.2	86.0	
Yes	16.7	13.8	14.0	10.8	14.0	
N of Valid	460	448	408	370	1686	
N of Miss	0	0	0	0	0	

Table 16: Think of where you live most of the time. Which of the following people live there with you? Aunt



Response	6	8	10	12	Total	
No	95.0	94.9	96.3	97.6	95.8	
Yes	5.0	5.1	3.7	2.4	4.2	
N of Valid	460	448	408	370	1686	
N of Miss	0	0	0	0	0	

Table 17: Think of where you live most of the time. Which of the following people live there with you? Father



Response	6	8	10	12	Total	
No	44.1	48.9	52.5	51.4	49.0	
Yes	55.9	51.1	47.5	48.6	51.0	
N of Valid	460	448	408	370	1686	
N of Miss	0	0	0	0	0	



Table 18: Think of where you live most of the time. Which of the following people live there with you? Stepfather



Response	6	8	10	12	Total	
No	84.3	85.0	86.3	84.9	85.1	
Yes	15.7	15.0	13.7	15.1	14.9	
N of Valid	460	448	408	370	1686	
N of Miss	0	0	0	0	0	

Table 19: Think of where you live most of the time. Which of the following people live there with you? Foster Father



Response	6	8	10	12	Total	
No	99.1	99.6	99.0	100.0	99.4	
Yes	0.9	0.4	1.0	0.0	0.6	
N of Valid	460	448	408	370	1686	
N of Miss	0	0	0	0	0	

Table 20: Think of where you live most of the time. Which of the following people live there with you? Grandfather



Response	6	8	10	12	Total	
No	89.3	91.5	92.6	94.1	91.8	
Yes	10.7	8.5	7.4	5.9	8.2	
N of Valid	460	448	408	370	1686	
N of Miss	0	0	0	0	0	

Table 21: Think of where you live most of the time. Which of the following people live there with you? Uncle



Response	6	8	10	12	Total	
No	94.8	96.9	96.1	98.6	96.5	
Yes	5.2	3.1	3.9	1.4	3.5	
N of Valid	460	448	408	370	1686	
N of Miss	0	0	0	0	0	

Table 22: Think of where you live most of the time. Which of the following people live there with you? Other Adults



Response	6	8	10	12	Total	
No	98.7	97.3	98.8	98.4	98.3	
Yes	1.3	2.7	1.2	1.6	1.7	
N of Valid	460	448	408	370	1686	
N of Miss	0	0	0	0	0	

Table 23: Think of where you live most of the time. Which of the following people live there with you? Brother(s)



Response	6	8	10	12	Total	
No	51.1	58.3	57.1	67.3	58.0	
Yes	48.9	41.7	42.9	32.7	42.0	
N of Valid	460	448	408	370	1686	
N of Miss	0	0	0	0	0	

Table 24: Think of where you live most of the time. Which of the following people live there with you? Stepbrother(s)



Response	6	8	10	12	Total	
No	94.8	96.7	96.6	97.8	96.4	
Yes	5.2	3.3	3.4	2.2	3.6	
N of Valid	460	448	408	370	1686	
N of Miss	0	0	0	0	0	

Table 25: Think of where you live most of the time. Which of the following people live there with you? Sister(s)



Response	6	8	10	12	Total	
No	55.4	58.9	66.7	67.6	61.7	
Yes	44.6	41.1	33.3	32.4	38.3	
N of Valid	460	448	408	370	1686	
N of Miss	0	0	0	0	0	

Table 26: Think of where you live most of the time. Which of the following people live there with you? Stepsister(s)



Response	6	8	10	12	Total	
No	95.7	96.4	97.3	98.9	97.0	
Yes	4.3	3.6	2.7	1.1	3.0	
N of Valid	460	448	408	370	1686	
N of Miss	0	0	0	0	0	

Table 27: Think of where you live most of the time. Which of the following people live there with you? Other Children



Response	6	8	10	12	Total	
No	95.7	95.3	96.3	96.5	95.9	
Yes	4.3	4.7	3.7	3.5	4.1	
N of Valid	460	448	408	370	1686	
N of Miss	0	0	0	0	0	

Table 28: In my school, students have lots of chances to help decide things like class activities and rules.





Response	6	8	10	12	Total	
NO!	17.0	21.5	18.9	23.2	20.0	
no	32.3	31.7	33.6	34.1	32.9	
yes	41.6	39.7	39.7	32.2	38.5	
YES!	9.1	7.0	7.8	10.5	8.6	
N of Valid	452	441	408	370	1671	
N of Miss	8	7	0	0	15	

Table 29: Teachers ask me to work on special classroom projects.





Response	6	8	10	12	Total	
NO!	8.9	7.5	10.1	11.4	9.4	
no	31.2	35.5	37.7	39.0	35.7	
yes	41.2	45.8	45.6	42.5	43.8	
YES!	18.7	11.2	6.7	7.0	11.2	
N of Valid	449	439	406	369	1663	
N of Miss	11	9	2	1	23	

Table 30: My teacher(s) notices when I am doing a good job and lets me know about it.

Response	6	8	10	12	Total
NO!	5.1	7.0	7.7	6.5	6.5
no	13.9	19.5	14.9	18.4	16.6
yes	42.9	51.6	49.0	55.1	49.4
YES!	38.1	21.9	28.5	20.0	27.5
N of Valid	452	442	404	370	1668
N of Miss	8	6	4	0	18

Table 31: There are lots of chances for students in my school to get involved in sports, clubs, and other school activities outside of class.

Response	6	8	10	12	Total
NO!	12.6	3.2	3.0	1.1	5.2
no	21.2	8.2	3.9	3.5	9.7
yes	36.6	38.5	36.9	39.8	37.9
YES!	29.6	50.1	56.2	55.6	47.2
N of Valid	453	439	406	369	1667
N of Miss	7	9	2	1	19

Table 32: There are lots of chances for students in my school to talk with a teacher one-on-one.

Response	6	8	10	12	Total
NO!	5.3	8.2	4.2	4.1	5.5
no	17.1	21.1	19.0	18.4	18.9
yes	46.8	49.4	47.8	53.1	49.1
YES!	30.7	21.3	29.1	24.4	26.4
N of Valid	449	437	406	369	1661
N of Miss	11	11	2	1	25

Table 33: I feel safe at my school.

Response	6	8	10	12	Total	
NO!	11.1	12.8	7.4	6.2	9.6	
no	15.1	16.9	15.2	14.1	15.4	
yes	42.8	49.0	55.5	50.4	49.2	
YES!	31.0	21.3	21.9	29.3	25.8	
N of Valid	449	437	407	369	1662	
N of Miss	11	11	1	1	24	

Table 34: The school lets my parents know when I have done something well.

Response	6	8	10	12	Total	
NO!	11.1	18.3	19.0	22.4	17.4	
no	31.3	39.9	45.2	47.8	40.6	
yes	32.8	29.8	27.9	23.5	28.8	
YES!	24.8	11.9	7.9	6.2	13.2	
N of Valid	451	436	405	370	1662	
N of Miss	9	12	3	0	24	

Table 35: My teachers praise me when I work hard in school.

Response	6	8	10	12	Total	
NO!	15.0	16.2	14.1	13.0	14.7	
no	33.8	39.0	33.6	34.6	35.3	
yes	33.0	34.9	38.5	43.2	37.1	
YES!	18.1	9.8	13.8	9.2	12.9	
N of Valid	452	438	405	370	1665	
N of Miss	8	10	3	0	21	

Table 36: Are your school grades better than the grades of most students in your class?


Response	6	8	10	12	Total	
NO!	4.9	7.3	5.2	2.4	5.0	
no	21.8	27.3	32.2	22.2	25.9	
yes	50.7	48.5	46.2	53.7	49.7	
YES!	22.7	16.9	16.5	21.7	19.4	
N of Valid	450	439	407	369	1665	
N of Miss	10	9	1	1	21	

Table 37: I have lots of chances to be part of class discussions or activities.


Response	6	8	10	12	Total	
NO!	4.4	4.6	4.4	1.4	3.8	
no	15.7	13.5	10.6	11.4	12.9	
yes	45.7	58.4	60.5	64.1	56.7	
YES!	34.2	23.5	24.4	23.2	26.6	
N of Valid	453	438	405	370	1666	
N of Miss	7	10	3	0	20	

Table 38: Now thinking back over the past year in school, how often did you: enjoy being in school?

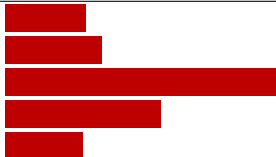
Response	6	8	10	12	Total	
Never	10.0	11.6	9.4	12.4	10.8	
Seldom	9.7	12.7	15.3	16.5	13.4	
Sometimes	42.0	41.8	44.6	41.4	42.4	
Often	22.8	24.5	21.7	23.5	23.1	
Almost always	15.5	9.3	9.1	6.2	10.3	
N of Valid	452	440	406	370	1668	
N of Miss	8	8	2	0	18	



Table 39: Now thinking back over the past year in school, how often did you: hate being in school?

Response	6	8	10	12	Total	
Never	15.1	5.9	4.7	3.8	7.6	
Seldom	17.1	23.1	20.4	18.2	19.7	
Sometimes	38.8	35.6	41.6	39.6	38.8	
Often	16.0	20.2	21.4	23.0	20.0	
Almost always	13.1	15.2	11.8	15.4	13.9	
N of Valid	451	441	406	369	1667	
N of Miss	9	7	2	1	19	

Table 40: Now thinking back over the past year in school, how often did you: try to do your best work in school?

Response	6	8	10	12	Total	
Never	0.2	0.7	0.5	0.3	0.4	
Seldom	0.4	1.1	2.2	1.6	1.3	
Sometimes	7.3	12.6	15.6	14.1	12.2	
Often	18.9	28.1	36.0	36.4	29.4	
Almost always	73.1	57.4	45.7	47.6	56.6	
N of Valid	450	437	403	368	1658	
N of Miss	10	11	5	2	28	

Table 41: How often do you feel that the school work you are assigned is meaningful and important?

Response	6	8	10	12	Total	
Never	5.6	5.9	6.7	6.5	6.2	
Seldom	6.7	15.7	19.9	23.0	15.9	
Sometimes	24.9	30.2	36.3	39.7	32.4	
Often	31.4	28.4	26.4	24.1	27.7	
Almost always	31.4	19.8	10.7	6.8	17.8	
N of Valid	446	440	402	370	1658	
N of Miss	14	8	6	0	28	

Table 42: Putting them all together, what were your grades like last year?

Response	6	8	10	12	Total	
Mostly F's	0.9	1.4	1.3	0.8	1.1	
Mostly D's	0.7	3.3	6.1	3.3	3.3	
Mostly C's	9.8	20.8	28.0	19.9	19.4	
Mostly B's	36.9	41.5	38.6	41.4	39.6	
Mostly A's	51.6	32.9	26.0	34.5	36.6	
N of Valid	428	419	396	362	1605	
N of Miss	32	29	12	8	81	

Table 43: How important do you think the things you are learning in school are going to be for your later life?

Response	6	8	10	12	Total	
Very important	56.7	34.8	19.3	18.4	33.4	
Quite important	21.4	23.1	25.7	23.8	23.4	
Fairly important	13.1	26.9	29.1	33.8	25.2	
Slightly important	7.0	12.2	19.8	20.0	14.3	
Not at all important	1.8	2.9	6.2	4.1	3.6	
N of Valid	457	442	405	370	1674	
N of Miss	3	6	3	0	12	

Table 44: How interesting are most of your courses to you?

Response	6	8	10	12	Total	
Very interesting and stimulating	18.0	10.5	7.2	7.6	11.1	
Quite interesting	33.5	24.4	25.0	26.5	27.5	
Fairly interesting	30.4	41.9	42.3	43.5	39.2	
Slightly dull	11.8	16.2	18.6	18.4	16.0	
Very dull	6.4	7.1	6.9	4.1	6.2	
N of Valid	451	439	404	370	1664	
N of Miss	9	9	4	0	22	

Table 45: During the LAST FOUR WEEKS how many whole days of school have you missed because you skipped or 'cut'?








Response	6	8	10	12	Total	
None	61.7	78.0	76.8	66.8	70.8	
1	12.3	9.1	8.6	12.4	10.6	
2	8.4	4.5	6.4	7.6	6.7	
3	7.7	5.0	3.2	4.1	5.1	
04/05/13	5.9	2.5	3.2	4.9	4.1	
06/10/13	3.3	0.5	0.5	2.4	1.7	
11 or more	0.7	0.5	1.2	1.9	1.0	
N of Valid	454	440	405	370	1669	
N of Miss	6	8	3	0	17	

Table 46: What are the chances you would be seen as cool if you: smoked cigarettes?






Response	6	8	10	12	Total	
No or very little chance	86.5	72.1	57.5	51.5	67.7	
Little chance	6.8	12.2	21.1	20.1	14.7	
Some chance	3.0	8.1	12.9	16.8	9.9	
Pretty good chance	1.1	4.1	4.7	6.2	4.0	
Very good chance	2.5	3.5	3.7	5.4	3.7	
N of Valid	438	434	402	369	1643	
N of Miss	22	14	6	1	43	

Table 47: What are the chances you would be seen as cool if you: worked hard at school?






Response	6	8	10	12	Total	
No or very little chance	9.3	12.2	9.0	11.4	10.4	
Little chance	9.7	13.1	19.2	18.9	15.0	
Some chance	12.9	20.9	23.4	28.1	21.0	
Pretty good chance	22.6	26.4	24.9	26.2	25.0	
Very good chance	45.5	27.5	23.6	15.4	28.7	
N of Valid	442	436	402	370	1650	
N of Miss	18	12	6	0	36	

Table 48: What are the chances you would be seen as cool if you: began drinking alcoholic beverages regularly, that is, at least once or twice a month?

Response	6	8	10	12	Total	
No or very little chance	86.0	66.2	43.9	30.9	58.2	
Little chance	6.6	14.5	17.6	15.4	13.3	
Some chance	3.6	8.7	16.4	22.2	12.2	
Pretty good chance	2.0	6.7	12.9	19.0	9.7	
Very good chance	1.8	3.9	9.2	12.5	6.5	
N of Valid	442	435	403	369	1649	
N of Miss	18	13	5	1	37	

Table 49: What are the chances you would be seen as cool if you: defended someone who was being verbally abused at school?

Response	6	8	10	12	Total	
No or very little chance	16.4	15.0	13.2	11.7	14.2	
Little chance	8.3	17.7	13.7	18.2	14.3	
Some chance	12.4	20.3	25.9	27.9	21.2	
Pretty good chance	21.8	22.6	28.9	27.1	24.9	
Very good chance	41.1	24.4	18.2	15.2	25.3	
N of Valid	445	434	401	369	1649	
N of Miss	15	14	7	1	37	

Table 50: What are the chances you would be seen as cool if you: smoked marijuana?

Response	6	8	10	12	Total	
No or very little chance	90.7	69.6	48.1	34.3	62.0	
Little chance	3.9	10.0	14.5	14.9	10.5	
Some chance	2.3	7.9	11.7	13.2	8.5	
Pretty good chance	0.9	5.3	11.0	15.1	7.7	
Very good chance	2.3	7.2	14.7	22.4	11.2	
N of Valid	439	431	401	370	1641	
N of Miss	21	17	7	0	45	

Table 51: What are the chances you would be seen as cool if you: carried a handgun?

Response	6	8	10	12	Total	
No or very little chance	80.9	74.9	66.6	62.4	71.7	
Little chance	8.9	10.4	12.5	15.4	11.6	
Some chance	3.0	5.1	8.7	8.1	6.1	
Pretty good chance	2.7	4.4	7.0	5.9	4.9	
Very good chance	4.5	5.1	5.2	8.1	5.7	
N of Valid	440	431	401	370	1642	
N of Miss	20	17	7	0	44	

Table 52: Think of your four best friends (the friends you feel closest to). In the past year (12 months), how many of your best friends have: participated in clubs, organizations or activities at school?

Response	6	8	10	12	Total	
0	18.4	9.4	11.9	10.3	12.7	
1	16.0	10.1	8.5	11.9	11.7	
2	19.3	20.5	18.4	17.8	19.1	
3	10.9	15.7	19.2	13.8	14.8	
4	35.5	44.2	42.0	46.2	41.8	
N of Valid	451	434	402	370	1657	
N of Miss	9	14	6	0	29	

Table 53: Think of your four best friends (the friends you feel closest to). In the past year (12 months), how many of your best friends have: smoked cigarettes?

Response	6	8	10	12	Total	
0	93.3	77.3	52.9	43.8	68.2	
1	4.0	12.4	22.7	19.5	14.2	
2	1.8	4.6	10.5	16.8	8.0	
3	0.0	2.1	4.7	9.5	3.8	
4	0.9	3.7	9.2	10.5	5.8	
N of Valid	448	436	401	370	1655	
N of Miss	12	12	7	0	31	

Table 54: Think of your four best friends (the friends you feel closest to). In the past year (12 months), how many of your best friends have: tried beer, wine or hard liquor (for example, vodka, whiskey, or gin) when their parents didn't know about it?






Response	6	8	10	12	Total	
0	84.4	61.8	32.1	24.4	52.4	
1	7.8	15.8	17.4	12.2	13.2	
2	4.2	9.6	17.2	15.4	11.3	
3	1.6	5.3	11.7	15.2	8.0	
4	2.0	7.6	21.6	32.8	15.1	
N of Valid	450	437	402	369	1658	
N of Miss	10	11	6	1	28	

Table 55: Think of your four best friends (the friends you feel closest to). In the past year (12 months), how many of your best friends have: made a commitment to stay drug-free?






Response	6	8	10	12	Total	
0	14.3	20.0	28.6	36.6	24.3	
1	4.9	9.8	14.5	17.9	11.4	
2	5.8	10.0	12.3	13.6	10.2	
3	9.6	13.7	12.8	9.5	11.4	
4	65.3	46.5	31.8	22.5	42.7	
N of Valid	447	430	399	369	1645	
N of Miss	13	18	9	1	41	

Table 56: Think of your four best friends (the friends you feel closest to). In the past year (12 months), how many of your best friends have: used marijuana?






Response	6	8	10	12	Total	
0	96.9	80.5	51.2	40.3	68.9	
1	1.1	8.4	18.2	16.8	10.6	
2	0.4	4.4	11.9	15.1	7.6	
3	0.4	1.9	6.2	10.5	4.5	
4	1.1	4.9	12.4	17.3	8.5	
N of Valid	452	431	402	370	1655	
N of Miss	8	17	6	0	31	



Table 57: Think of your four best friends (the friends you feel closest to). In the past year (12 months), how many of your best friends have: used prescription drugs or non-prescription drugs for the purposes of getting high?






Response	6	8	10	12	Total	
0	96.2	88.1	74.8	69.2	82.8	
1	2.5	5.7	11.8	9.5	7.1	
2	0.2	1.8	5.0	9.2	3.8	
3	0.2	2.1	3.0	3.8	2.2	
4	0.9	2.3	5.5	8.4	4.1	
N of Valid	447	437	400	370	1654	
N of Miss	13	11	8	0	32	

Table 58: Think of your four best friends (the friends you feel closest to). In the past year (12 months), how many of your best friends have: used synthetic marijuana (K2, spice) or bath salts?






Response	6	8	10	12	Total	
0	98.2	94.9	87.8	87.8	92.5	
1	1.6	1.8	6.2	5.7	3.7	
2	0.0	1.2	1.7	2.2	1.2	
3	0.0	0.7	1.7	1.4	0.9	
4	0.2	1.4	2.5	3.0	1.7	
N of Valid	449	434	401	369	1653	
N of Miss	11	14	7	1	33	

Table 59: Think of your four best friends (the friends you feel closest to). In the past year (12 months), how many of your best friends have: used LSD, cocaine, amphetamines, or other illegal drugs?






Response	6	8	10	12	Total	
0	97.1	92.9	90.3	90.2	92.8	
1	2.3	4.4	4.2	4.1	3.7	
2	0.2	0.9	2.7	2.7	1.6	
3	0.0	0.9	0.5	1.9	0.8	
4	0.5	0.9	2.2	1.1	1.2	
N of Valid	444	436	401	369	1650	
N of Miss	16	12	7	1	36	

Table 60: Think of your four best friends (the friends you feel closest to). In the past year (12 months), how many of your best friends have: tried to do well in school?






Response	6	8	10	12	Total	
0	2.7	3.9	5.5	4.1	4.0	
1	3.6	4.1	3.2	5.7	4.1	
2	6.0	9.6	10.5	11.7	9.3	
3	13.6	20.5	19.5	16.8	17.6	
4	74.1	61.9	61.3	61.7	65.0	
N of Valid	448	438	400	368	1654	
N of Miss	12	10	8	2	32	

Table 61: Think of your four best friends (the friends you feel closest to). In the past year (12 months), how many of your best friends have: been suspended from school?






Response	6	8	10	12	Total	
0	52.9	47.9	53.9	55.7	52.5	
1	21.2	24.7	19.5	20.7	21.6	
2	11.0	13.1	11.0	10.9	11.6	
3	5.4	4.8	5.0	4.9	5.0	
4	9.5	9.4	10.5	7.9	9.4	
N of Valid	444	434	399	368	1645	
N of Miss	16	14	9	2	41	

Table 62: Think of your four best friends (the friends you feel closest to). In the past year (12 months), how many of your best friends have: liked school?






Response	6	8	10	12	Total	
0	29.1	35.9	30.8	38.8	33.4	
1	12.9	10.1	14.5	12.7	12.5	
2	17.8	20.5	24.2	20.9	20.7	
3	17.8	16.6	15.2	14.1	16.0	
4	22.4	17.0	15.2	13.6	17.3	
N of Valid	450	435	400	369	1654	
N of Miss	10	13	8	1	32	

Table 63: Think of your four best friends (the friends you feel closest to). In the past year (12 months), how many of your best friends have: carried a handgun?






Response	6	8	10	12	Total	
0	92.9	91.3	87.0	87.0	89.7	
1	3.8	3.7	6.0	6.0	4.8	
2	1.6	1.4	3.5	3.5	2.4	
3	0.0	1.4	0.5	0.8	0.7	
4	1.8	2.3	3.0	2.7	2.4	
N of Valid	449	435	400	369	1653	
N of Miss	11	13	8	1	33	

Table 64: Think of your four best friends (the friends you feel closest to). In the past year (12 months), how many of your best friends have: sold illegal drugs?






Response	6	8	10	12	Total	
0	98.0	91.7	84.5	78.9	88.8	
1	1.3	4.6	7.0	10.6	5.6	
2	0.2	1.2	4.2	4.6	2.4	
3	0.0	1.4	2.2	2.4	1.5	
4	0.4	1.2	2.0	3.5	1.7	
N of Valid	447	433	400	369	1649	
N of Miss	13	15	8	1	37	

Table 65: Think of your four best friends (the friends you feel closest to). In the past year (12 months), how many of your best friends have: regularly attended religious services?






Response	6	8	10	12	Total	
0	29.1	17.4	12.8	12.4	18.3	
1	6.8	8.1	12.6	13.8	10.1	
2	8.4	12.5	16.1	23.0	14.6	
3	12.0	21.3	20.4	20.5	18.4	
4	43.6	40.6	38.2	30.3	38.5	
N of Valid	440	431	398	370	1639	
N of Miss	20	17	10	0	47	

Table 66: Think of your four best friends (the friends you feel closest to). In the past year (12 months), how many of your best friends have: stolen or tried to steal a motor vehicle such as a car or motorcycle?






Response	6	8	10	12	Total	
0	96.7	94.0	93.2	91.9	94.1	
1	1.8	3.4	2.8	4.6	3.1	
2	0.9	1.8	2.0	1.6	1.6	
3	0.7	0.2	0.5	1.4	0.7	
4	0.0	0.5	1.5	0.5	0.6	
N of Valid	449	435	400	369	1653	
N of Miss	11	13	8	1	33	

Table 67: Think of your four best friends (the friends you feel closest to). In the past year (12 months), how many of your best friends have: been arrested?






Response	6	8	10	12	Total	
0	95.5	88.2	81.5	79.4	86.6	
1	3.1	7.1	12.2	11.9	8.4	
2	0.7	1.4	3.2	5.7	2.6	
3	0.0	0.9	1.5	1.6	1.0	
4	0.7	2.3	1.5	1.4	1.5	
N of Valid	447	434	400	369	1650	
N of Miss	13	14	8	1	36	

Table 68: Think of your four best friends (the friends you feel closest to). In the past year (12 months), how many of your best friends have: dropped out of school?






Response	6	8	10	12	Total	
0	95.5	94.2	92.8	90.3	93.3	
1	1.8	3.9	4.5	6.5	4.1	
2	1.1	0.7	1.2	2.7	1.4	
3	0.4	0.5	0.2	0.0	0.3	
4	1.1	0.7	1.2	0.5	0.9	
N of Valid	448	434	401	370	1653	
N of Miss	12	14	7	0	33	

Table 69: Think of your four best friends (the friends you feel closest to). In the past year (12 months), how many of your best friends have: been members of a gang?






Response	6	8	10	12	Total	
0	89.8	84.1	87.5	85.1	86.7	
1	4.2	4.8	4.0	4.1	4.3	
2	1.8	3.4	3.5	4.3	3.2	
3	1.1	1.6	0.5	0.8	1.0	
4	3.1	6.0	4.5	5.7	4.8	
N of Valid	449	435	401	370	1655	
N of Miss	11	13	7	0	31	

Table 70: How old were you when you first: smoked marijuana?










Response	6	8	10	12	Total	
Never	97.8	91.6	74.8	56.6	81.4	
10 or younger	1.1	1.2	1.5	3.0	1.6	
11	0.7	1.4	1.2	1.1	1.1	
12	0.4	1.6	3.2	1.4	1.6	
13	0.0	2.6	4.5	4.9	2.8	
14	0.0	1.4	6.7	6.0	3.3	
15	0.0	0.2	5.9	9.2	3.6	
16	0.0	0.0	2.0	11.1	3.0	
17 or older	0.0	0.0	0.2	6.8	1.6	
N of Valid	451	431	404	369	1655	
N of Miss	9	17	4	1	31	

Table 71: How old were you when you first: smoked a cigarette, even just a puff?










Response	6	8	10	12	Total	
Never	90.0	81.1	61.8	53.4	72.7	
10 or younger	7.1	7.6	6.5	10.6	7.9	
11	2.7	4.1	5.0	2.5	3.6	
12	0.2	2.8	4.0	4.4	2.7	
13	0.0	3.2	7.4	7.9	4.4	
14	0.0	1.1	6.9	5.4	3.2	
15	0.0	0.0	6.2	4.4	2.5	
16	0.0	0.0	1.7	6.8	1.9	
17 or older	0.0	0.0	0.5	4.6	1.1	
N of Valid	450	435	403	367	1655	
N of Miss	10	13	5	3	31	

Table 72: How old were you when you first: had more than a sip or two of beer, wine or hard liquor (for example, vodka, whiskey, or gin)?










Response	6	8	10	12	Total	
Never	81.4	67.7	42.7	25.8	56.1	
10 or younger	14.8	8.5	8.8	9.2	10.5	
11	2.9	5.5	3.5	3.0	3.8	
12	0.7	7.4	6.0	3.5	4.4	
13	0.2	8.1	11.1	6.8	6.4	
14	0.0	2.8	13.1	12.8	6.7	
15	0.0	0.0	12.8	11.1	5.6	
16	0.0	0.0	1.8	18.2	4.5	
17 or older	0.0	0.0	0.3	9.5	2.2	
N of Valid	452	434	398	368	1652	
N of Miss	8	14	10	2	34	

Table 73: How old were you when you first: began drinking alcoholic beverages regularly, that is, at least once or twice a month?










Response	6	8	10	12	Total	
Never	99.3	94.5	78.2	63.0	84.9	
10 or younger	0.4	0.9	1.2	1.9	1.1	
11	0.2	0.5	0.5	0.3	0.4	
12	0.0	0.9	1.5	0.8	0.8	
13	0.0	2.3	4.0	1.4	1.9	
14	0.0	0.5	6.5	3.3	2.4	
15	0.0	0.5	6.5	6.2	3.1	
16	0.0	0.0	1.7	11.7	3.0	
17 or older	0.0	0.0	0.0	11.4	2.5	
N of Valid	452	435	403	368	1658	
N of Miss	8	13	5	2	28	

Table 74: How old were you when you first: used Daztrex?


Response	6	8	10	12	Total	
Never	100.0	100.0	100.0	100.0	100.0	
10 or younger	0.0	0.0	0.0	0.0	0.0	
11	0.0	0.0	0.0	0.0	0.0	
12	0.0	0.0	0.0	0.0	0.0	
13	0.0	0.0	0.0	0.0	0.0	
14	0.0	0.0	0.0	0.0	0.0	
15	0.0	0.0	0.0	0.0	0.0	
16	0.0	0.0	0.0	0.0	0.0	
17 or older	0.0	0.0	0.0	0.0	0.0	
N of Valid	442	431	403	367	1643	
N of Miss	18	17	5	3	43	

Table 75: How old were you when you first: got suspended from school?










Response	6	8	10	12	Total	
Never	76.4	70.1	63.5	61.0	68.2	
10 or younger	13.6	10.0	11.7	10.9	11.6	
11	8.2	5.6	3.5	3.3	5.3	
12	1.6	7.6	6.7	4.4	5.0	
13	0.2	5.6	6.0	4.9	4.1	
14	0.0	0.9	5.7	5.7	2.9	
15	0.0	0.2	1.7	4.1	1.4	
16	0.0	0.0	1.2	4.9	1.4	
17 or older	0.0	0.0	0.0	0.8	0.2	
N of Valid	450	432	403	367	1652	
N of Miss	10	16	5	3	34	

Table 76: How old were you when you first: got arrested?










Response	6	8	10	12	Total	
Never	98.5	96.8	92.5	88.0	94.3	
10 or younger	0.9	0.5	0.5	1.4	0.8	
11	0.4	0.7	0.7	0.3	0.5	
12	0.2	0.7	0.2	0.5	0.4	
13	0.0	1.2	2.7	1.4	1.3	
14	0.0	0.2	1.0	1.9	0.7	
15	0.0	0.0	1.5	2.5	0.9	
16	0.0	0.0	0.7	1.9	0.6	
17 or older	0.0	0.0	0.0	2.2	0.5	
N of Valid	453	434	401	367	1655	
N of Miss	7	14	7	3	31	



Table 77: How old were you when you first: carried a handgun?










Response	6	8	10	12	Total	
Never	96.0	94.0	91.5	92.7	93.7	
10 or younger	2.4	3.0	2.5	2.4	2.6	
11	1.1	0.5	0.7	0.3	0.7	
12	0.4	0.5	0.2	0.5	0.4	
13	0.0	1.4	1.5	0.5	0.8	
14	0.0	0.7	1.2	0.8	0.7	
15	0.0	0.0	2.0	0.8	0.7	
16	0.0	0.0	0.2	0.5	0.2	
17 or older	0.0	0.0	0.0	1.4	0.3	
N of Valid	453	432	402	368	1655	
N of Miss	7	16	6	2	31	

Table 78: How old were you when you first: attacked someone with the idea of seriously hurting them?










Response	6	8	10	12	Total	
Never	86.0	85.4	76.9	77.2	81.7	
10 or younger	7.1	4.6	6.5	4.3	5.7	
11	4.9	2.5	2.5	0.8	2.8	
12	1.3	2.8	1.5	1.6	1.8	
13	0.7	3.0	4.0	2.4	2.5	
14	0.0	0.9	4.7	3.0	2.1	
15	0.0	0.5	2.7	4.1	1.7	
16	0.0	0.2	0.7	4.1	1.1	
17 or older	0.0	0.0	0.5	2.4	0.7	
N of Valid	451	432	402	369	1654	
N of Miss	9	16	6	1	32	

Table 79: How old were you when you first: belonged to a gang?










Response	6	8	10	12	Total	
Never	96.9	93.1	94.3	92.7	94.3	
10 or younger	1.8	1.6	1.2	2.2	1.7	
11	0.9	0.5	0.7	0.0	0.5	
12	0.4	1.2	1.0	0.5	0.8	
13	0.0	2.5	1.0	1.4	1.2	
14	0.0	0.9	0.7	0.5	0.5	
15	0.0	0.2	0.7	1.1	0.5	
16	0.0	0.0	0.2	1.1	0.3	
17 or older	0.0	0.0	0.0	0.5	0.1	
N of Valid	452	432	404	369	1657	
N of Miss	8	16	4	1	29	

Table 80: How wrong do you think it is for someone your age to: take a handgun to school?





Response	6	8	10	12	Total	
Very wrong	91.7	83.7	88.1	87.8	87.9	
Wrong	5.9	11.0	6.7	7.1	7.7	
A little bit wrong	1.8	3.2	3.2	3.5	2.9	
Not wrong at all	0.7	2.1	2.0	1.6	1.6	
N of Valid	457	436	403	368	1664	
N of Miss	3	12	5	2	22	

Table 81: How wrong do you think it is for someone your age to: steal anything worth more than \$5?





Response	6	8	10	12	Total	
Very wrong	63.4	58.7	55.8	66.8	61.1	
Wrong	25.6	28.2	32.5	26.6	28.2	
A little bit wrong	9.5	10.8	8.9	5.7	8.9	
Not wrong at all	1.5	2.3	2.7	0.8	1.9	
N of Valid	453	436	403	368	1660	
N of Miss	7	12	5	2	26	

Table 82: How wrong do you think it is for someone your age to: pick a fight with someone?





Response	6	8	10	12	Total	
Very wrong	57.7	47.6	44.0	46.3	49.2	
Wrong	24.7	29.6	31.1	34.9	29.8	
A little bit wrong	12.5	17.6	20.1	17.2	16.7	
Not wrong at all	5.1	5.3	4.7	1.6	4.3	
N of Valid	449	433	402	367	1651	
N of Miss	11	15	6	3	35	

Table 83: How wrong do you think it is for someone your age to: attack someone with the idea of seriously hurting them?





Response	6	8	10	12	Total	
Very wrong	81.9	72.5	62.5	60.3	69.9	
Wrong	10.6	17.2	21.8	26.9	18.7	
A little bit wrong	6.4	6.0	10.2	11.1	8.3	
Not wrong at all	1.1	4.4	5.5	1.6	3.1	
N of Valid	453	436	403	368	1660	
N of Miss	7	12	5	2	26	

Table 84: How wrong do you think it is for someone your age to: stay away from school all day when their parents think they are at school?





Response	6	8	10	12	Total	
Very wrong	82.0	64.0	54.7	42.1	61.8	
Wrong	12.7	23.4	26.9	30.4	22.9	
A little bit wrong	4.0	10.8	14.2	22.3	12.3	
Not wrong at all	1.3	1.8	4.2	5.2	3.0	
N of Valid	450	436	402	368	1656	
N of Miss	10	12	6	2	30	

Table 85: How wrong do you think it is for someone your age to: drink beer, wine or hard liquor (for example, vodka, whiskey, or gin) regularly?

Response	6	8	10	12	Total	
Very wrong	88.8	69.8	49.6	35.7	62.6	
Wrong	7.5	18.3	20.0	22.9	16.7	
A little bit wrong	2.6	7.1	20.7	26.4	13.4	
Not wrong at all	1.1	4.8	9.7	15.0	7.2	
N of Valid	455	437	401	367	1660	
N of Miss	5	11	7	3	26	

Table 86: How wrong do you think it is for someone your age to: smoke cigarettes?

Response	6	8	10	12	Total	
Very wrong	90.1	76.4	56.8	44.6	68.4	
Wrong	8.1	14.2	24.3	23.6	17.1	
A little bit wrong	1.1	5.7	13.2	17.4	8.8	
Not wrong at all	0.7	3.7	5.7	14.4	5.7	
N of Valid	454	437	403	368	1662	
N of Miss	6	11	5	2	24	

Table 87: How wrong do you think it is for someone your age to: smoke marijuana?

Response	6	8	10	12	Total	
Very wrong	93.2	79.8	59.4	49.7	71.9	
Wrong	5.1	10.1	16.6	17.2	11.9	
A little bit wrong	1.5	4.4	11.4	16.9	8.1	
Not wrong at all	0.2	5.7	12.6	16.1	8.2	
N of Valid	455	435	404	366	1660	
N of Miss	5	13	4	4	26	

Table 88: How wrong do you think it is for someone your age to: use prescription drugs or non-prescription drugs for the purpose of getting high?





Response	6	8	10	12	Total	
Very wrong	94.0	85.4	73.4	71.5	81.8	
Wrong	4.2	9.4	17.7	16.3	11.5	
A little bit wrong	1.1	2.5	5.2	7.3	3.9	
Not wrong at all	0.7	2.7	3.7	4.9	2.9	
N of Valid	453	438	402	368	1661	
N of Miss	7	10	6	2	25	

Table 89: How wrong do you think it is for someone your age to: use synthetic marijuana (K2, spice) or bath salts?





Response	6	8	10	12	Total	
Very wrong	95.6	89.2	84.6	81.7	88.2	
Wrong	3.1	7.6	11.4	10.9	8.0	
A little bit wrong	0.7	1.8	2.2	4.4	2.2	
Not wrong at all	0.7	1.4	1.7	3.0	1.6	
N of Valid	451	436	403	367	1657	
N of Miss	9	12	5	3	29	

Table 90: How wrong do you think it is for someone your age to: use LSD, cocaine, amphetamines or another illegal drug?





Response	6	8	10	12	Total	
Very wrong	96.0	91.3	88.3	87.7	91.1	
Wrong	3.1	6.0	9.5	8.5	6.6	
A little bit wrong	0.7	0.9	0.7	1.4	0.9	
Not wrong at all	0.2	1.8	1.5	2.5	1.5	
N of Valid	451	436	401	366	1654	
N of Miss	9	12	7	4	32	

Table 91: At school during the past 12 months, did you receive help from the resource teacher, speech therapist or other special education teacher?



Response	6	8	10	12	Total	
No	78.5	88.0	87.5	93.8	86.6	
Yes	21.5	12.0	12.5	6.2	13.4	
N of Valid	424	399	368	341	1532	
N of Miss	36	49	40	29	154	

Table 92: How many times in the past year (12 months) have you: been suspended from school?








Response	6	8	10	12	Total	
Never	82.9	80.5	82.2	83.7	82.3	
1 to 2 times	11.8	14.0	13.1	12.0	12.8	
3 to 5 times	3.5	3.4	2.7	2.5	3.1	
6 to 9 times	1.1	1.1	1.7	1.4	1.3	
10 to 19 times	0.4	0.0	0.0	0.3	0.2	
20 to 29 times	0.0	0.5	0.0	0.3	0.2	
30 to 39 times	0.0	0.0	0.0	0.0	0.0	
40+ times	0.2	0.5	0.2	0.0	0.2	
N of Valid	456	435	404	367	1662	
N of Miss	4	13	4	3	24	

Table 93: How many times in the past year (12 months) have you: carried a handgun?








Response	6	8	10	12	Total	
Never	95.3	93.5	91.3	92.9	93.3	
1 to 2 times	2.2	2.1	2.0	3.0	2.3	
3 to 5 times	0.9	1.4	1.5	1.6	1.3	
6 to 9 times	0.4	1.2	1.2	0.5	0.8	
10 to 19 times	0.7	0.2	0.5	0.5	0.5	
20 to 29 times	0.4	0.2	1.7	0.3	0.7	
30 to 39 times	0.0	0.0	0.0	0.0	0.0	
40+ times	0.0	1.4	1.7	1.1	1.0	
N of Valid	451	433	402	367	1653	
N of Miss	9	15	6	3	33	

Table 94: How many times in the past year (12 months) have you: sold illegal drugs?









Response	6	8	10	12	Total	
Never	99.3	98.2	94.5	92.3	96.3	
1 to 2 times	0.2	1.1	1.5	3.8	1.6	
3 to 5 times	0.4	0.5	0.7	0.8	0.6	
6 to 9 times	0.0	0.2	0.7	0.3	0.3	
10 to 19 times	0.0	0.0	0.5	0.5	0.2	
20 to 29 times	0.0	0.0	0.2	0.3	0.1	
30 to 39 times	0.0	0.0	0.2	0.0	0.1	
40+ times	0.0	0.0	1.5	1.9	0.8	
N of Valid	454	436	402	366	1658	
N of Miss	6	12	6	4	28	

Table 95: How many times in the past year (12 months) have you: stolen or tried to steal a motor vehicle such as a car or motorcycle?







Response	6	8	10	12	Total	
Never	99.3	98.4	97.5	97.5	98.3	
1 to 2 times	0.7	1.4	1.5	1.4	1.2	
3 to 5 times	0.0	0.0	0.5	0.3	0.2	
6 to 9 times	0.0	0.2	0.2	0.3	0.2	
10 to 19 times	0.0	0.0	0.0	0.3	0.1	
20 to 29 times	0.0	0.0	0.0	0.0	0.0	
30 to 39 times	0.0	0.0	0.0	0.0	0.0	
40+ times	0.0	0.0	0.2	0.3	0.1	
N of Valid	455	437	404	367	1663	
N of Miss	5	11	4	3	23	

Table 96: How many times in the past year (12 months) have you: participated in clubs, organizations or activities at school?









Response	6	8	10	12	Total	
Never	33.9	25.9	27.2	19.8	27.0	
1 to 2 times	26.9	25.2	15.6	17.0	21.5	
3 to 5 times	15.7	14.4	13.4	12.9	14.2	
6 to 9 times	4.7	11.7	9.9	6.0	8.1	
10 to 19 times	6.5	6.4	7.7	10.4	7.6	
20 to 29 times	1.1	3.2	3.2	6.6	3.4	
30 to 39 times	1.3	1.6	3.0	3.3	2.2	
40+ times	9.9	11.5	20.0	23.9	15.9	
N of Valid	446	436	404	364	1650	
N of Miss	14	12	4	6	36	

Table 97: How many times in the past year (12 months) have you: been arrested?







Response	6	8	10	12	Total	
Never	98.9	96.8	94.5	93.2	96.0	
1 to 2 times	0.9	1.8	4.0	5.2	2.8	
3 to 5 times	0.0	0.2	1.2	0.8	0.5	
6 to 9 times	0.2	0.7	0.2	0.0	0.3	
10 to 19 times	0.0	0.2	0.0	0.3	0.1	
20 to 29 times	0.0	0.0	0.0	0.0	0.0	
30 to 39 times	0.0	0.2	0.0	0.5	0.2	
40+ times	0.0	0.0	0.0	0.0	0.0	
N of Valid	451	436	403	365	1655	
N of Miss	9	12	5	5	31	



Table 98: How many times in the past year (12 months) have you: attacked someone with the idea of seriously hurting them?


Response	6	8	10	12	Total	
Never	88.9	89.4	81.1	83.4	85.9	
1 to 2 times	6.2	6.2	11.4	8.2	7.9	
3 to 5 times	2.2	1.6	5.2	6.0	3.6	
6 to 9 times	0.9	1.8	1.0	0.8	1.1	
10 to 19 times	0.9	0.5	0.5	1.1	0.7	
20 to 29 times	0.4	0.0	0.2	0.3	0.2	
30 to 39 times	0.2	0.2	0.0	0.0	0.1	
40+ times	0.2	0.2	0.5	0.3	0.3	
N of Valid	452	434	403	368	1657	
N of Miss	8	14	5	2	29	

Table 99: How many times in the past year (12 months) have you: been drunk or high at school?


Response	6	8	10	12	Total	
Never	99.1	94.9	86.8	81.2	91.1	
1 to 2 times	0.7	3.2	4.0	6.2	3.4	
3 to 5 times	0.2	1.1	3.2	4.6	2.2	
6 to 9 times	0.0	0.2	1.7	2.2	1.0	
10 to 19 times	0.0	0.0	1.0	1.9	0.7	
20 to 29 times	0.0	0.5	1.0	0.8	0.5	
30 to 39 times	0.0	0.0	0.2	0.3	0.1	
40+ times	0.0	0.0	2.0	2.7	1.1	
N of Valid	453	435	403	368	1659	
N of Miss	7	13	5	2	27	

Table 100: How many times in the past year (12 months) have you: taken a handgun to school?









Response	6	8	10	12	Total	
Never	99.8	98.4	98.5	98.6	98.9	
1 to 2 times	0.2	0.7	0.0	0.3	0.3	
3 to 5 times	0.0	0.2	0.5	0.0	0.2	
6 to 9 times	0.0	0.0	0.2	0.3	0.1	
10 to 19 times	0.0	0.5	0.2	0.0	0.2	
20 to 29 times	0.0	0.0	0.0	0.3	0.1	
30 to 39 times	0.0	0.0	0.0	0.0	0.0	
40+ times	0.0	0.2	0.5	0.5	0.3	
N of Valid	452	437	404	367	1660	
N of Miss	8	11	4	3	26	

Table 101: Are you currently on probation, or assigned a probation officer with Juvenile Court?



Response	6	8	10	12	Total	
No	97.6	96.0	93.8	96.9	96.1	
Yes	2.4	4.0	6.2	3.1	3.9	
N of Valid	415	405	372	350	1542	
N of Miss	45	43	36	20	144	

Table 102: Have you ever belonged to a gang?






Response	6	8	10	12	Total	
No	94.1	90.1	91.6	90.2	91.6	
No, but would like to	1.1	1.4	2.0	0.8	1.3	
Yes, in the past	2.4	3.9	2.2	1.9	2.6	
Yes, belong now	1.8	4.6	4.0	6.3	4.0	
Yes, but would like to get out	0.7	0.0	0.2	0.8	0.4	
N of Valid	456	435	404	367	1662	
N of Miss	4	13	4	3	24	

Table 103: If you have ever belonged to a gang, did that gang have a name?




Response	6	8	10	12	Total	
No	11.2	7.9	9.0	12.4	10.0	
Yes	4.0	9.7	6.5	9.9	7.4	
I have never belonged to a gang	84.8	82.4	84.4	77.7	82.5	
N of Valid	448	433	398	363	1642	
N of Miss	12	15	10	7	44	

Table 104: You are at a party at someone's house, and one of your friends offers you a drink containing alcohol. What would you say or do?





Response	6	8	10	12	Total	
Drink it	3.1	14.9	30.7	42.2	21.5	
Tell your friend, 'No thanks, I don't drink' and suggest that you and your friend go and do something else	52.0	37.0	31.7	22.3	36.6	
Just say, 'No thanks' and walk away	30.5	31.6	31.2	30.2	30.9	
Make up a good excuse, tell your friend you had something else to do, and leave	14.5	16.5	6.5	5.2	11.0	
N of Valid	456	430	401	367	1654	
N of Miss	4	18	7	3	32	

Table 105: How often do you attend religious services or activities?





Response	6	8	10	12	Total	
Never	20.8	11.9	9.0	7.1	12.5	
Rarely	15.2	13.1	16.8	20.8	16.3	
1-2 Times a Month	10.1	10.5	10.2	17.2	11.8	
About Once a Week or More	53.9	64.6	64.0	54.9	59.4	
N of Valid	447	429	400	366	1642	
N of Miss	13	19	8	4	44	

Table 106: I think sometimes it's okay to cheat at school.

Response	6	8	10	12	Total	
NO!	63.2	31.5	20.3	18.0	34.5	
no	28.3	42.1	38.1	33.3	35.4	
yes	7.0	21.4	35.6	40.7	25.2	
YES!	1.5	5.1	5.9	7.9	4.9	
N of Valid	456	435	404	366	1661	
N of Miss	4	13	4	4	25	

Table 107: It is important to think before you act.

Response	6	8	10	12	Total	
NO!	2.4	2.3	1.2	3.3	2.3	
no	3.5	2.6	1.7	1.9	2.5	
yes	18.6	38.1	31.3	26.8	28.5	
YES!	75.5	57.1	65.7	68.0	66.7	
N of Valid	458	431	402	366	1657	
N of Miss	2	17	6	4	29	

Table 108: Sometimes I think that life is not worth it.

Response	6	8	10	12	Total	
NO!	60.1	46.9	46.4	50.5	51.2	
no	20.7	25.2	23.1	23.4	23.0	
yes	11.7	19.6	20.6	19.8	17.7	
YES!	7.4	8.4	10.0	6.3	8.1	
N of Valid	444	429	399	364	1636	
N of Miss	16	19	9	6	50	

Table 109: At times I think I am no good at all.

Response	6	8	10	12	Total	
NO!	43.5	38.1	32.5	40.3	38.7	
no	20.8	21.9	25.9	21.8	22.5	
yes	23.7	28.1	30.2	28.6	27.5	
YES!	12.1	11.9	11.3	9.3	11.2	
N of Valid	448	430	397	367	1642	
N of Miss	12	18	11	3	44	

Table 110: All in all, I am inclined to think that I am a failure.

Response	6	8	10	12	Total	
NO!	61.7	48.0	47.8	55.9	53.4	
no	21.5	32.6	31.3	27.0	28.0	
yes	11.6	13.6	15.4	12.5	13.3	
YES!	5.1	5.9	5.5	4.6	5.3	
N of Valid	447	427	402	367	1643	
N of Miss	13	21	6	3	43	

Table 111: In the past year, have you felt depressed or sad MOST days, even if you felt okay sometimes?

Response	6	8	10	12	Total	
NO!	35.1	32.4	27.3	33.2	32.1	
no	19.7	20.6	22.8	22.9	21.4	
yes	28.9	29.6	29.0	24.5	28.1	
YES!	16.3	17.4	21.0	19.3	18.4	
N of Valid	447	432	400	367	1646	
N of Miss	13	16	8	3	40	

Table 112: It is all right to beat up people if they start the fight.





Response	6	8	10	12	Total	
NO!	45.5	30.6	23.4	22.9	31.2	
no	17.4	21.1	18.5	17.4	18.6	
yes	16.8	24.8	26.9	24.8	23.1	
YES!	20.3	23.4	31.2	34.9	27.0	
N of Valid	453	431	401	367	1652	
N of Miss	7	17	7	3	34	

Table 113: I think it is okay to take something without asking if you can get away with it.





Response	6	8	10	12	Total	
NO!	78.8	64.0	56.7	61.2	65.7	
no	17.7	29.8	34.5	32.2	28.1	
yes	2.7	4.2	6.8	5.5	4.7	
YES!	0.9	2.1	2.0	1.1	1.5	
N of Valid	452	430	397	366	1645	
N of Miss	8	18	11	4	41	

Table 114: Where do you get the most information about living a drug and alcohol free life? Parents/guardians





Response	6	8	10	12	Total	
All the time	54.3	50.7	41.2	33.6	45.5	
Most	22.6	24.5	26.2	31.7	26.0	
Some	11.2	15.4	21.0	18.3	16.3	
Very little	11.9	9.3	11.5	16.4	12.1	
N of Valid	446	428	400	366	1640	
N of Miss	14	20	8	4	46	

Table 115: Where do you get the most information about living a drug and alcohol free life? Friends





Response	6	8	10	12	Total	
All the time	21.6	14.2	9.2	7.2	13.4	
Most	14.4	20.3	14.6	12.9	15.7	
Some	24.4	25.8	33.2	32.8	28.8	
Very little	39.6	39.7	43.0	47.1	42.1	
N of Valid	439	423	391	363	1616	
N of Miss	21	25	17	7	70	

Table 116: Where do you get the most information about living a drug and alcohol free life? Family members





Response	6	8	10	12	Total	
All the time	48.5	38.0	27.0	19.7	34.1	
Most	22.3	26.9	29.3	30.2	27.0	
Some	14.7	21.7	28.5	28.3	22.9	
Very little	14.4	13.4	15.3	21.9	16.0	
N of Valid	443	424	393	361	1621	
N of Miss	17	24	15	9	65	

Table 117: Where do you get the most information about living a drug and alcohol free life? School





Response	6	8	10	12	Total	
All the time	57.0	50.0	39.5	28.8	44.6	
Most	20.3	25.0	29.3	31.5	26.2	
Some	12.4	15.2	18.6	25.8	17.6	
Very little	10.4	9.8	12.5	14.0	11.5	
N of Valid	444	428	392	365	1629	
N of Miss	16	20	16	5	57	

Table 118: Where do you get the most information about living a drug and alcohol free life? Internet





Response	6	8	10	12	Total	
All the time	18.1	14.9	12.0	9.7	13.9	
Most	9.9	11.4	11.8	8.8	10.5	
Some	18.1	22.7	22.3	23.2	21.5	
Very little	53.9	50.9	54.0	58.3	54.1	
N of Valid	436	422	391	362	1611	
N of Miss	24	26	17	8	75	

Table 119: Where do you get the most information about living a drug and alcohol free life? TV





Response	6	8	10	12	Total	
All the time	23.2	17.5	12.3	9.9	16.1	
Most	10.1	14.7	13.8	11.3	12.5	
Some	27.8	30.8	29.5	26.8	28.8	
Very little	39.0	37.0	44.4	51.9	42.7	
N of Valid	436	422	390	362	1610	
N of Miss	24	26	18	8	76	

Table 120: Where do you get the most information about living a drug and alcohol free life? Social media





Response	6	8	10	12	Total	
All the time	18.2	16.0	10.7	8.5	13.6	
Most	10.7	11.9	8.7	8.3	10.0	
Some	21.3	24.0	25.5	24.5	23.8	
Very little	49.8	48.1	55.1	58.7	52.7	
N of Valid	428	420	392	363	1603	
N of Miss	32	28	16	7	83	



Table 121: How much do you think people risk harming themselves (physically or in other ways) if they: smoked one or more packs of cigarettes per day?

Response	6	8	10	12	Total	
No risk	15.3	10.6	8.6	5.2	10.2	
Slight risk	7.5	7.7	7.6	5.8	7.2	
Moderate risk	13.7	16.4	20.3	23.7	18.2	
Great risk	63.4	65.3	63.5	65.3	64.3	
N of Valid	451	426	395	363	1635	
N of Miss	9	22	13	7	51	

Table 122: How much do you think people risk harming themselves (physically or in other ways) if they: try marijuana once or twice?

Response	6	8	10	12	Total	
No risk	18.5	18.2	30.9	36.0	25.3	
Slight risk	17.4	27.0	31.6	31.3	26.4	
Moderate risk	25.7	24.8	18.0	15.6	21.4	
Great risk	38.4	30.0	19.5	17.0	26.9	
N of Valid	448	423	395	358	1624	
N of Miss	12	25	13	12	62	

Table 123: How much do you think people risk harming themselves (physically or in other ways) if they: smoke marijuana once or twice a week?

Response	6	8	10	12	Total	
No risk	18.4	14.3	23.2	25.3	20.0	
Slight risk	5.8	13.5	19.4	23.9	15.1	
Moderate risk	22.2	24.5	26.0	19.7	23.2	
Great risk	53.5	47.7	31.4	31.1	41.7	
N of Valid	445	421	392	360	1618	
N of Miss	15	27	16	10	68	

Table 124: How much do you think people risk harming themselves (physically or in other ways) if they: take one or two drinks of an alcoholic beverage (beer, wine, liquor) nearly every day?

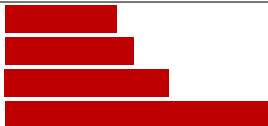
Response	6	8	10	12	Total	
No risk	17.9	16.7	14.2	14.1	15.8	
Slight risk	14.8	14.6	21.8	24.9	18.7	
Moderate risk	22.4	24.2	26.6	25.4	24.6	
Great risk	45.0	44.6	37.3	35.6	40.9	
N of Valid	447	426	394	362	1629	
N of Miss	13	22	14	8	57	

Table 125: How much do you think people risk harming themselves (physically or in other ways) if they: have five or more drinks of an alcoholic beverage once or twice each weekend?


Response	6	8	10	12	Total	
No risk	17.2	13.2	12.4	10.2	13.5	
Slight risk	7.2	8.0	16.0	20.4	12.5	
Moderate risk	18.6	25.5	26.9	26.2	24.1	
Great risk	57.0	53.2	44.7	43.1	49.9	
N of Valid	447	423	394	362	1626	
N of Miss	13	25	14	8	60	

Table 126: How much do you think people risk harming themselves (physically or in other ways) if they: use prescription drugs that are not prescribed to them?


Response	6	8	10	12	Total	
No risk	16.5	10.9	8.4	8.0	11.2	
Slight risk	4.7	5.0	8.9	7.2	6.3	
Moderate risk	12.5	16.1	22.8	20.2	17.6	
Great risk	66.4	68.1	59.9	64.6	64.9	
N of Valid	449	423	394	362	1628	
N of Miss	11	25	14	8	58	

Table 127: How much do you think people risk harming themselves (physically or in other ways) if they: use non-prescription drugs to get high?

Response	6	8	10	12	Total
No risk	16.1	11.6	8.9	6.6	11.1
Slight risk	3.3	6.4	6.1	7.7	5.8
Moderate risk	13.2	12.6	19.8	22.4	16.7
Great risk	67.4	69.4	65.2	63.3	66.5
N of Valid	448	422	394	362	1626
N of Miss	12	26	14	8	60

Table 128: Have you ever used smokeless tobacco (chew, snuff, plug, dipping tobacco, or chewing tobacco)?

Response	6	8	10	12	Total
Never	96.9	90.1	80.9	78.2	87.1
Once or Twice	2.2	4.7	8.6	9.6	6.0
Once in a while but not regularly	0.2	2.6	4.3	4.1	2.7
Regularly in the past	0.4	0.9	3.0	3.3	1.8
Regularly now	0.2	1.6	3.3	4.7	2.3
N of Valid	453	426	397	363	1639
N of Miss	7	22	11	7	47

Table 129: How often have you taken smokeless tobacco during the past 30 days?

Response	6	8	10	12	Total
Not at all	99.8	96.7	92.7	90.3	95.2
Once or twice	0.2	0.7	2.8	2.5	1.5
Once or twice per week	0.0	0.2	1.0	1.1	0.6
Three to five times per week	0.0	0.5	0.8	1.4	0.6
About once a day	0.0	0.9	0.3	0.8	0.5
More than once a day	0.0	0.9	2.5	3.9	1.7
N of Valid	452	425	396	362	1635
N of Miss	8	23	12	8	51

Table 130: Have you ever smoked cigarettes?






Response	6	8	10	12	Total	
Never	91.4	80.8	64.5	58.7	74.9	
Once or Twice	6.6	11.8	18.9	15.2	12.9	
Once in a while but not regularly	0.7	4.0	8.8	10.2	5.6	
Regularly in the past	1.3	1.2	3.0	6.4	2.8	
Regularly now	0.0	2.1	4.8	9.4	3.8	
N of Valid	453	422	397	361	1633	
N of Miss	7	26	11	9	53	

Table 131: How frequently have you smoked cigarettes during the past 30 days?








Response	6	8	10	12	Total	
Not at all	98.9	95.3	86.6	79.6	90.7	
Less than one cigarette per day	0.7	1.7	7.6	9.1	4.5	
One to five cigarettes per day	0.4	1.2	3.5	7.2	2.9	
About one-half pack per day	0.0	0.7	1.0	1.9	0.9	
About one pack per day	0.0	0.2	0.5	1.1	0.4	
About one and one-half packs per day	0.0	0.2	0.5	0.6	0.3	
Two packs or more per day	0.0	0.7	0.3	0.6	0.4	
N of Valid	453	423	397	362	1635	
N of Miss	7	25	11	8	51	

Table 132: Which statement best describes rules about smoking inside your home?






Response	6	8	10	12	Total	
Smoking is not allowed anywhere inside your home	68.4	68.0	74.8	72.0	70.6	
Smoking is allowed in some places and at some times	8.0	6.4	5.9	6.6	6.8	
Smoking is allowed anywhere inside the home	3.8	2.4	2.5	4.4	3.3	
There are no rules about smoking inside the home	4.2	8.4	5.3	8.0	6.4	
I don't know	15.7	14.8	11.5	8.9	12.9	
N of Valid	452	419	393	361	1625	
N of Miss	8	29	15	9	61	

Table 133: Which statement best describes rules about smoking in your family cars?

Response	6	8	10	12	Total	
Smoking is never allowed in any car	64.1	59.3	62.9	58.6	61.4	
Smoking is allowed sometimes or in some cars	12.0	13.9	13.5	16.7	13.9	
Smoking is allowed in any car anytime	2.4	2.4	4.1	4.4	3.3	
There are no rules about smoking in the car	4.7	9.3	5.3	9.7	7.1	
We do not have a family car	1.3	0.7	1.3	2.8	1.5	
I don't know	15.5	14.4	12.9	7.8	12.9	
N of Valid	451	418	394	360	1623	
N of Miss	9	30	14	10	63	

Table 134: During this school year, were you taught in any of your classes about the dangers of tobacco use?

Response	6	8	10	12	Total	
Strongly agree	51.0	29.5	19.6	17.3	30.3	
Agree	21.7	33.2	31.6	28.5	28.6	
Disagree	5.6	10.2	15.1	17.9	11.9	
Strongly disagree	8.4	9.5	16.3	20.1	13.2	
I don't know	13.3	17.6	17.3	16.2	16.0	
N of Valid	443	410	392	358	1603	
N of Miss	17	38	16	12	83	

Table 135: During the past 12 months, have you participated in any community activities to discourage people your age from using cigarettes, chewing tobacco, snuff, dip or cigars?

Response	6	8	10	12	Total	
Strongly agree	21.9	18.7	12.8	12.8	16.8	
Agree	16.8	20.2	19.6	15.6	18.1	
Disagree	12.2	14.8	20.7	26.3	18.1	
Strongly disagree	18.7	20.7	29.3	30.2	24.4	
I don't know	30.4	25.6	17.6	15.1	22.6	
N of Valid	434	406	392	358	1590	
N of Miss	26	42	16	12	96	

Table 136: Think back over the last two weeks. How many times have you had five or more alcoholic drinks in a row?


Response	6	8	10	12	Total	
None	97.1	93.7	85.0	74.7	88.3	
Once	2.2	2.9	4.6	10.0	4.7	
Twice	0.4	0.5	4.1	5.8	2.5	
3-5 times	0.0	1.7	4.1	3.9	2.3	
6-9 times	0.2	0.7	0.8	1.7	0.8	
10 or more times	0.0	0.5	1.5	3.9	1.4	
N of Valid	447	414	393	360	1614	
N of Miss	13	34	15	10	72	

Table 137: During the past 30 days, how many times did you ride in a car or other vehicle driven by someone who had been drinking alcohol or using drugs to get high?


Response	6	8	10	12	Total	
0 times	87.2	83.4	76.8	69.9	79.9	
1 time	6.7	6.5	9.2	11.1	8.2	
2 or 3 times	2.5	5.8	6.9	9.5	6.0	
4 or 5 times	0.9	1.7	2.0	2.8	1.8	
6 or more times	2.7	2.6	5.1	6.7	4.2	
N of Valid	445	416	393	359	1613	
N of Miss	15	32	15	11	73	

Table 138: During the past 30 days, how many times did you drive a car or other vehicle when you had been drinking alcohol or using drugs to get high?


Response	6	8	10	12	Total	
I did not drive a car in the past 30 days	48.0	55.6	38.4	18.5	40.9	
0 times	47.6	41.4	57.3	66.9	52.8	
1 time	2.3	1.0	2.0	6.7	2.9	
2 or 3 times	1.2	0.7	0.8	3.1	1.4	
4 or 5 times	0.2	0.2	0.3	1.4	0.5	
6 or more times	0.7	1.0	1.3	3.4	1.5	
N of Valid	431	401	391	357	1580	
N of Miss	29	47	17	13	106	

Table 139: If you drank alcohol (not just a sip or taste) in the past year, how did you usually get it?













Response	6	8	10	12	Total	
I did not drink alcohol in the past year	95.7	82.2	60.5	43.1	71.9	
I bought it myself with a fake ID	0.0	0.0	0.3	0.8	0.3	
I bought it myself without a fake ID	0.0	0.2	0.5	3.1	0.9	
I got it from someone I know age 21 or older	0.9	5.0	11.6	26.6	10.3	
I got it from someone I know under age 21	0.0	1.7	7.0	5.7	3.4	
I got it from my brother or sister	0.0	1.0	1.0	0.8	0.7	
I got it from home with my parents' permission	0.7	2.5	5.4	4.5	3.2	
I got it from home without my parents' permission	0.2	4.2	3.6	1.4	2.3	
I got it from another relative	0.9	1.5	2.3	3.7	2.0	
A stranger bought it for me	0.2	0.7	0.8	1.7	0.8	
I took it from a store or shop	0.0	0.0	0.5	0.0	0.1	
Other	1.4	1.0	6.5	8.5	4.1	
N of Valid	438	404	387	353	1582	
N of Miss	22	44	21	17	104	

Table 140: If you drank alcohol (not just a sip or taste) in the past year, where did you usually drink it?











Response	6	8	10	12	Total	
I did not drink alcohol in the past year	95.9	84.5	61.7	44.4	73.2	
at my home	2.1	6.8	10.8	11.5	7.5	
at someone else's home	1.1	4.8	17.3	29.8	12.4	
at an open area like a park, beach, field, back road, woods, or a street corner	0.0	3.3	6.3	10.0	4.6	
at a sporting event or concert	0.2	0.0	0.8	0.9	0.4	
at a restaurant, bar, or a nightclub	0.2	0.0	1.3	0.3	0.4	
at an empty building or a construction site	0.0	0.3	0.3	0.6	0.3	
at a hotel/motel	0.0	0.0	0.5	0.9	0.3	
in a car	0.0	0.5	0.8	1.4	0.6	
at school	0.5	0.0	0.3	0.3	0.3	
N of Valid	438	399	381	349	1567	
N of Miss	22	49	27	21	119	

Table 141: How do you feel about someone your age having one or two drinks of an alcoholic beverage nearly every day?





Response	6	8	10	12	Total	
Neither approve nor disapprove	21.9	25.1	29.6	32.6	27.0	
Somewhat disapprove	4.1	14.2	17.2	19.1	13.2	
Strongly disapprove	57.5	47.8	37.3	34.6	44.9	
Don't know or can't say	16.4	12.9	15.9	13.8	14.8	
N of Valid	438	402	389	356	1585	
N of Miss	22	46	19	14	101	

Table 142: On how many occasions have you had alcoholic beverages (beer, wine or hard liquor) to drink in your lifetime - more than just a few sips?








Response	6	8	10	12	Total	
0	91.1	76.7	51.0	33.4	64.8	
01/02/13	6.9	10.2	14.7	11.4	10.7	
03/05/13	1.3	5.1	12.2	10.3	6.9	
06/09/13	0.4	1.9	5.3	9.2	4.0	
10/19/13	0.2	1.7	6.1	10.9	4.4	
20-39	0.0	1.0	3.6	7.8	2.9	
40	0.0	3.4	7.1	17.0	6.4	
N of Valid	448	412	394	359	1613	
N of Miss	12	36	14	11	73	

Table 143: On how many occasions have you drunk one of more drinks of an alcoholic beverage during the past 30 days?








Response	6	8	10	12	Total	
0	98.7	92.6	80.6	63.8	84.9	
01/02/13	1.1	3.9	10.0	15.0	7.1	
03/05/13	0.2	1.0	4.1	8.4	3.2	
06/09/13	0.0	1.0	2.0	6.1	2.1	
10/19/13	0.0	0.5	1.3	4.7	1.5	
20-39	0.0	1.0	1.5	0.6	0.7	
40	0.0	0.0	0.5	1.4	0.4	
N of Valid	446	407	391	359	1603	
N of Miss	14	41	17	11	83	



Table 144: On how many occasions have you used marijuana (grass, pot) or hashish (hash, hash oil) in your lifetime?








Response	6	8	10	12	Total	
0	98.0	91.4	76.0	60.0	82.5	
01/02/13	1.3	3.0	6.6	9.9	4.9	
03/05/13	0.2	1.0	3.3	3.7	1.9	
06/09/13	0.2	1.2	2.6	3.1	1.7	
10/19/13	0.2	1.0	3.8	5.6	2.5	
20-39	0.0	0.2	2.6	4.8	1.7	
40	0.0	2.2	5.1	13.0	4.7	
N of Valid	448	406	392	355	1601	
N of Miss	12	42	16	15	85	

Table 145: On how many occasions have you used marijuana (grass, pot) or hashish (hash, hash oil) during the past 30 days?








Response	6	8	10	12	Total	
0	99.8	95.1	89.0	81.4	91.9	
01/02/13	0.0	2.0	4.6	6.2	3.0	
03/05/13	0.2	0.5	2.8	2.5	1.4	
06/09/13	0.0	1.0	0.5	2.5	0.9	
10/19/13	0.0	0.7	0.5	2.0	0.7	
20-39	0.0	0.2	0.3	1.1	0.4	
40	0.0	0.5	2.3	4.2	1.6	
N of Valid	447	407	392	355	1601	
N of Miss	13	41	16	15	85	

Table 146: On how many occasions have you used LSD or other psychedelics in your lifetime?






Response	6	8	10	12	Total	
0	100.0	98.5	98.5	98.0	98.8	
01/02/13	0.0	0.2	1.0	1.1	0.6	
03/05/13	0.0	0.5	0.0	0.6	0.2	
06/09/13	0.0	0.2	0.3	0.3	0.2	
10/19/13	0.0	0.5	0.3	0.0	0.2	
20-39	0.0	0.0	0.0	0.0	0.0	
40	0.0	0.0	0.0	0.0	0.0	
N of Valid	447	406	394	356	1603	
N of Miss	13	42	14	14	83	

Table 147: On how many occasions have you used LSD or other psychedelics during the past 30 days?

Response	6	8	10	12	Total	
0	100.0	99.3	99.5	99.4	99.6	
01/02/13	0.0	0.2	0.5	0.6	0.3	
03/05/13	0.0	0.0	0.0	0.0	0.0	
06/09/13	0.0	0.0	0.0	0.0	0.0	
10/19/13	0.0	0.2	0.0	0.0	0.1	
20-39	0.0	0.2	0.0	0.0	0.1	
40	0.0	0.0	0.0	0.0	0.0	
N of Valid	444	408	393	356	1601	
N of Miss	16	40	15	14	85	

Table 148: On how many occasions have you used cocaine or crack in your lifetime?

Response	6	8	10	12	Total	
0	100.0	98.5	98.7	97.2	98.7	
01/02/13	0.0	0.5	0.8	2.0	0.7	
03/05/13	0.0	0.2	0.3	0.8	0.3	
06/09/13	0.0	0.2	0.0	0.0	0.1	
10/19/13	0.0	0.2	0.3	0.0	0.1	
20-39	0.0	0.0	0.0	0.0	0.0	
40	0.0	0.2	0.0	0.0	0.1	
N of Valid	447	408	394	356	1605	
N of Miss	13	40	14	14	81	

Table 149: On how many occasions have you used cocaine or crack during the past 30 days?

Response	6	8	10	12	Total	
0	100.0	98.5	99.7	99.4	99.4	
01/02/13	0.0	1.0	0.3	0.3	0.4	
03/05/13	0.0	0.0	0.0	0.0	0.0	
06/09/13	0.0	0.2	0.0	0.3	0.1	
10/19/13	0.0	0.2	0.0	0.0	0.1	
20-39	0.0	0.0	0.0	0.0	0.0	
40	0.0	0.0	0.0	0.0	0.0	
N of Valid	446	406	394	357	1603	
N of Miss	14	42	14	13	83	

Table 150: On how many occasions have you sniffed glue, breathed the contents of an aerosol spray can, or inhaled other gases or sprays, in order to get high in your lifetime?


Response	6	8	10	12	Total	
0	97.1	92.6	91.3	94.7	94.0	
01/02/13	2.2	3.7	5.4	2.8	3.5	
03/05/13	0.2	1.2	1.3	2.0	1.1	
06/09/13	0.2	1.0	1.0	0.0	0.6	
10/19/13	0.2	0.7	0.5	0.3	0.4	
20-39	0.0	0.5	0.0	0.3	0.2	
40	0.0	0.2	0.5	0.0	0.2	
N of Valid	448	407	392	357	1604	
N of Miss	12	41	16	13	82	

Table 151: On how many occasions have you sniffed glue, breathed the contents of an aerosol spray can, or inhaled other gases or sprays, in order to get high during the past 30 days?


Response	6	8	10	12	Total	
0	99.1	97.0	97.2	99.2	98.1	
01/02/13	0.4	1.0	2.0	0.8	1.1	
03/05/13	0.4	0.7	0.3	0.0	0.4	
06/09/13	0.0	0.5	0.0	0.0	0.1	
10/19/13	0.0	0.5	0.3	0.0	0.2	
20-39	0.0	0.0	0.0	0.0	0.0	
40	0.0	0.2	0.3	0.0	0.1	
N of Valid	445	406	394	356	1601	
N of Miss	15	42	14	14	85	

Table 152: On how many occasions have you used Daztrex in your lifetime?


Response	6	8	10	12	Total	
0	100.0	100.0	100.0	100.0	100.0	
01/02/13	0.0	0.0	0.0	0.0	0.0	
03/05/13	0.0	0.0	0.0	0.0	0.0	
06/09/13	0.0	0.0	0.0	0.0	0.0	
10/19/13	0.0	0.0	0.0	0.0	0.0	
20-39	0.0	0.0	0.0	0.0	0.0	
40	0.0	0.0	0.0	0.0	0.0	
N of Valid	445	404	393	357	1599	
N of Miss	15	44	15	13	87	

Table 153: On how many occasions have you used Daztrex during the past 30 days?


Response	6	8	10	12	Total	
0	100.0	100.0	100.0	100.0	100.0	
01/02/13	0.0	0.0	0.0	0.0	0.0	
03/05/13	0.0	0.0	0.0	0.0	0.0	
06/09/13	0.0	0.0	0.0	0.0	0.0	
10/19/13	0.0	0.0	0.0	0.0	0.0	
20-39	0.0	0.0	0.0	0.0	0.0	
40	0.0	0.0	0.0	0.0	0.0	
N of Valid	443	404	394	356	1597	
N of Miss	17	44	14	14	89	

Table 154: On how many occasions have you used synthetic marijuana in your lifetime?








Response	6	8	10	12	Total	
0	99.1	98.3	97.5	91.1	96.7	
01/02/13	0.4	1.0	1.3	3.6	1.5	
03/05/13	0.2	0.5	0.3	1.4	0.6	
06/09/13	0.0	0.0	0.5	2.0	0.6	
10/19/13	0.2	0.0	0.5	0.8	0.4	
20-39	0.0	0.0	0.0	0.6	0.1	
40	0.0	0.2	0.0	0.6	0.2	
N of Valid	449	403	393	358	1603	
N of Miss	11	45	15	12	83	

Table 155: On how many occasions have you used synthetic marijuana during the past 30 days?


Response	6	8	10	12	Total	
0	99.8	98.8	98.5	98.0	98.8	
01/02/13	0.0	0.7	1.0	1.7	0.8	
03/05/13	0.2	0.2	0.5	0.0	0.2	
06/09/13	0.0	0.0	0.0	0.3	0.1	
10/19/13	0.0	0.0	0.0	0.0	0.0	
20-39	0.0	0.0	0.0	0.0	0.0	
40	0.0	0.2	0.0	0.0	0.1	
N of Valid	447	404	393	357	1601	
N of Miss	13	44	15	13	85	

Table 156: On how many occasions have you used methamphetamines (meth, speed, crank, crystal meth) in your lifetime?


Response	6	8	10	12	Total	
0	99.6	99.3	99.5	98.3	99.2	
01/02/13	0.2	0.2	0.0	0.3	0.2	
03/05/13	0.2	0.0	0.3	0.0	0.1	
06/09/13	0.0	0.5	0.0	0.8	0.3	
10/19/13	0.0	0.0	0.3	0.3	0.1	
20-39	0.0	0.0	0.0	0.0	0.0	
40	0.0	0.0	0.0	0.3	0.1	
N of Valid	446	404	394	356	1600	
N of Miss	14	44	14	14	86	

Table 157: On how many occasions have you used methamphetamines (meth, speed, crank, crystal meth) in the past 30 days?


Response	6	8	10	12	Total	
0	99.8	99.5	99.7	99.2	99.6	
01/02/13	0.0	0.0	0.3	0.3	0.1	
03/05/13	0.2	0.2	0.0	0.3	0.2	
06/09/13	0.0	0.2	0.0	0.0	0.1	
10/19/13	0.0	0.0	0.0	0.3	0.1	
20-39	0.0	0.0	0.0	0.0	0.0	
40	0.0	0.0	0.0	0.0	0.0	
N of Valid	444	404	393	357	1598	
N of Miss	16	44	15	13	88	

Table 158: On how many occasions have you used other chemical products (bath salts, plant food, etc.) in your lifetime?


Response	6	8	10	12	Total	
0	98.9	98.5	99.0	99.4	98.9	
01/02/13	0.9	0.2	1.0	0.3	0.6	
03/05/13	0.2	1.0	0.0	0.0	0.3	
06/09/13	0.0	0.2	0.0	0.0	0.1	
10/19/13	0.0	0.0	0.0	0.0	0.0	
20-39	0.0	0.0	0.0	0.0	0.0	
40	0.0	0.0	0.0	0.3	0.1	
N of Valid	445	404	393	356	1598	
N of Miss	15	44	15	14	88	

Table 159: On how many occasions have you used other chemical products (bath salts, plant food, etc.) during the past 30 days?


Response	6	8	10	12	Total	
0	99.3	99.5	99.7	99.7	99.6	
01/02/13	0.4	0.2	0.3	0.0	0.3	
03/05/13	0.2	0.2	0.0	0.0	0.1	
06/09/13	0.0	0.0	0.0	0.0	0.0	
10/19/13	0.0	0.0	0.0	0.3	0.1	
20-39	0.0	0.0	0.0	0.0	0.0	
40	0.0	0.0	0.0	0.0	0.0	
N of Valid	445	404	394	354	1597	
N of Miss	15	44	14	16	89	

Table 160: On how many occasions have you used heroin or other opiates in your lifetime?


Response	6	8	10	12	Total	
0	99.8	99.0	98.7	98.9	99.1	
01/02/13	0.2	0.7	0.5	0.3	0.4	
03/05/13	0.0	0.0	0.0	0.3	0.1	
06/09/13	0.0	0.2	0.3	0.0	0.1	
10/19/13	0.0	0.0	0.3	0.3	0.1	
20-39	0.0	0.0	0.3	0.0	0.1	
40	0.0	0.0	0.0	0.3	0.1	
N of Valid	446	406	393	356	1601	
N of Miss	14	42	15	14	85	

Table 161: On how many occasions have you used heroin or other opiates during the past 30 days?


Response	6	8	10	12	Total	
0	100.0	99.5	99.2	99.4	99.6	
01/02/13	0.0	0.2	0.5	0.0	0.2	
03/05/13	0.0	0.2	0.0	0.0	0.1	
06/09/13	0.0	0.0	0.3	0.6	0.2	
10/19/13	0.0	0.0	0.0	0.0	0.0	
20-39	0.0	0.0	0.0	0.0	0.0	
40	0.0	0.0	0.0	0.0	0.0	
N of Valid	441	402	391	356	1590	
N of Miss	19	46	17	14	96	

Table 162: On how many occasions have you used MDMA ('X', 'E', or ecstasy) in your lifetime?


Response	6	8	10	12	Total	
0	99.8	99.3	98.7	95.5	98.4	
01/02/13	0.2	0.7	0.5	1.7	0.7	
03/05/13	0.0	0.0	0.5	1.4	0.4	
06/09/13	0.0	0.0	0.3	0.8	0.2	
10/19/13	0.0	0.0	0.0	0.6	0.1	
20-39	0.0	0.0	0.0	0.0	0.0	
40	0.0	0.0	0.0	0.0	0.0	
N of Valid	445	409	393	356	1603	
N of Miss	15	39	15	14	83	

Table 163: On how many occasions have you used MDMA ('X', 'E', or ecstasy) during the past 30 days?


Response	6	8	10	12	Total	
0	99.8	99.8	99.5	98.3	99.4	
01/02/13	0.2	0.2	0.5	1.1	0.5	
03/05/13	0.0	0.0	0.0	0.3	0.1	
06/09/13	0.0	0.0	0.0	0.3	0.1	
10/19/13	0.0	0.0	0.0	0.0	0.0	
20-39	0.0	0.0	0.0	0.0	0.0	
40	0.0	0.0	0.0	0.0	0.0	
N of Valid	441	406	394	355	1596	
N of Miss	19	42	14	15	90	

Table 164: On how many occasions have you taken prescription drugs (such as Valium, Xanax, Ritalin, Adderall, OxyContin, Darvocet, or sleeping pills) not prescribed to you in your lifetime?








Response	6	8	10	12	Total	
0	98.9	94.6	90.1	83.5	92.2	
01/02/13	0.9	3.2	4.1	5.0	3.2	
03/05/13	0.2	0.7	2.0	3.9	1.6	
06/09/13	0.0	1.2	1.5	2.8	1.3	
10/19/13	0.0	0.2	1.0	1.7	0.7	
20-39	0.0	0.0	0.8	1.4	0.5	
40	0.0	0.0	0.5	1.7	0.5	
N of Valid	442	405	394	357	1598	
N of Miss	18	43	14	13	88	

Table 165: On how many occasions have you taken prescription drugs (such as Valium, Xanax, Ritalin, Adderall, OxyContin, Darvocet, or sleeping pills) not prescribed to you during the past 30 days?








Response	6	8	10	12	Total	
0	98.9	97.8	95.9	94.1	96.8	
01/02/13	0.9	1.2	1.8	2.8	1.6	
03/05/13	0.0	0.5	0.8	2.2	0.8	
06/09/13	0.0	0.2	1.3	0.0	0.4	
10/19/13	0.2	0.0	0.3	0.6	0.3	
20-39	0.0	0.2	0.0	0.0	0.1	
40	0.0	0.0	0.0	0.3	0.1	
N of Valid	443	404	393	356	1596	
N of Miss	17	44	15	14	90	



Table 166: On how many occasions have you taken non-prescription medicines such as diet pills (for example, Dietac, Dexatrim or Prolamine), stay-awake pills (for example No-Doz, Vivarin, or Wake), or cough or cold medicines (robos, DXM, etc.) to get high in your lifetime?








Response	6	8	10	12	Total	
0	99.3	97.5	95.7	93.5	96.7	
01/02/13	0.5	1.0	1.8	2.8	1.4	
03/05/13	0.0	0.2	1.3	0.3	0.4	
06/09/13	0.0	0.2	0.5	1.1	0.4	
10/19/13	0.0	0.2	0.0	0.6	0.2	
20-39	0.0	0.5	0.5	0.3	0.3	
40	0.2	0.2	0.3	1.4	0.5	
N of Valid	444	405	394	355	1598	
N of Miss	16	43	14	15	88	

Table 167: On how many occasions have you taken non-prescription medicines such as diet pills (for example, Dietac, Dexatrim or Prolamine), stay-awake pills (for example No-Doz, Vivarin, or Wake), or cough or cold medicines (robos, DXM, etc.) to get high during the past 30 days?






Response	6	8	10	12	Total	
0	99.8	98.8	98.0	97.2	98.5	
01/02/13	0.0	0.2	1.8	1.4	0.8	
03/05/13	0.2	0.7	0.3	0.8	0.5	
06/09/13	0.0	0.0	0.0	0.0	0.0	
10/19/13	0.0	0.0	0.0	0.6	0.1	
20-39	0.0	0.2	0.0	0.0	0.1	
40	0.0	0.0	0.0	0.0	0.0	
N of Valid	443	403	393	355	1594	
N of Miss	17	45	15	15	92	

Table 168: On how many occasions have you been drunk or very high from drinking alcoholic beverages during the past 30 days?








Response	6	8	10	12	Total	
0	98.9	94.6	86.2	74.4	89.3	
01/02/13	0.5	2.2	6.4	10.2	4.5	
03/05/13	0.0	1.2	4.6	5.7	2.7	
06/09/13	0.2	1.0	1.3	4.3	1.6	
10/19/13	0.2	0.2	0.3	3.4	0.9	
20-39	0.0	0.5	0.3	1.4	0.5	
40	0.2	0.2	1.0	0.6	0.5	
N of Valid	443	405	392	352	1592	
N of Miss	17	43	16	18	94	

Table 169: On how many occasions have you drunk flavored alcoholic beverages, sometimes called 'alcopops' (like Mike's Hard Lemonade, Smirnoff Ice, Bacardi Breezers, etc.) in your lifetime?








Response	6	8	10	12	Total	
0	95.7	83.1	69.2	49.4	75.8	
01/02/13	3.1	8.9	8.4	14.1	8.3	
03/05/13	0.9	2.7	9.9	11.3	5.9	
06/09/13	0.0	2.0	4.1	7.3	3.1	
10/19/13	0.0	0.7	3.8	5.9	2.4	
20-39	0.0	0.5	1.5	4.8	1.6	
40	0.2	2.0	3.1	7.1	2.9	
N of Valid	446	403	393	354	1596	
N of Miss	14	45	15	16	90	

Table 170: On how many occasions have you drunk flavored alcoholic beverages, sometimes called 'alcopops' (like Mike's Hard Lemonade, Smirnoff Ice, Bacardi Breezers, etc.) during the past 30 days?








Response	6	8	10	12	Total	
0	98.2	93.8	86.0	77.8	89.5	
01/02/13	1.6	3.0	7.9	13.2	6.1	
03/05/13	0.2	1.2	3.0	3.9	2.0	
06/09/13	0.0	1.0	1.3	2.8	1.2	
10/19/13	0.0	0.2	0.5	1.4	0.5	
20-39	0.0	0.5	0.8	0.6	0.4	
40	0.0	0.2	0.5	0.3	0.3	
N of Valid	444	401	394	356	1595	
N of Miss	16	47	14	14	91	

Table 171: If you used prescription drugs or over the counter drugs without a doctor telling you to use it or for the purpose of getting high, where did you get these drugs?











Response	6	8	10	12	Total	
I did not use prescription drugs or over the counter drugs to get high.	98.9	95.2	90.5	86.7	93.1	
I bought it or took it from a store or shop.	0.2	0.3	0.3	1.4	0.5	
I got it from my parents with permission.	0.0	1.0	1.3	1.1	0.8	
I got it from home without permission.	0.0	0.8	1.0	0.3	0.5	
I got it from a relative with permission.	0.0	0.3	1.3	0.8	0.6	
I got it from a relative without permission.	0.0	0.0	0.3	0.0	0.1	
I got it from a friends home with permission.	0.5	0.0	0.8	1.1	0.6	
I got it from a friends home without permission.	0.0	0.0	0.0	0.0	0.0	
I got it from a friend while at school.	0.0	0.5	0.0	0.8	0.3	
I got it from a friend while at a party.	0.0	0.3	0.5	1.1	0.4	
I got it from a friend, elsewhere	0.5	1.8	4.1	6.5	3.0	
N of Valid	436	396	390	353	1575	
N of Miss	24	52	18	17	111	

Table 172: During the last month, about how many marijuana cigarettes, or the equivalent, did you smoke a day, on the average?


Response	6	8	10	12	Total	
None	99.3	94.0	85.5	80.0	90.2	
Less than 1 a day	0.2	1.8	5.4	6.5	3.3	
1 a day	0.5	1.3	1.8	2.5	1.4	
2-3 a day	0.0	1.0	3.8	5.1	2.3	
4-6 a day	0.0	1.3	2.0	2.3	1.3	
7-10 a day	0.0	0.3	0.5	2.3	0.7	
11 or more a day	0.0	0.5	1.0	1.4	0.7	
N of Valid	442	399	392	355	1588	
N of Miss	18	49	16	15	98	

Table 173: How wrong do your friends feel it would be for YOU to: drink alcohol?


Response	6	8	10	12	Total	
Very wrong	83.3	62.3	41.7	29.1	55.6	
Wrong	11.3	18.5	23.0	24.9	19.0	
A little bit wrong	4.3	11.5	19.2	20.4	13.4	
Not wrong at all	1.1	7.7	16.1	25.5	11.9	
N of Valid	442	401	391	357	1591	
N of Miss	18	47	17	13	95	

Table 174: How wrong do your friends feel it would be for YOU to: smoke tobacco?


Response	6	8	10	12	Total	
Very wrong	90.7	70.8	51.0	38.5	64.2	
Wrong	6.6	15.2	20.5	19.9	15.2	
A little bit wrong	2.3	8.5	15.6	17.7	10.6	
Not wrong at all	0.5	5.5	12.8	23.9	10.0	
N of Valid	441	400	390	356	1587	
N of Miss	19	48	18	14	99	

Table 175: How wrong do your friends feel it would be for YOU to: smoke marijuana?





Response	6	8	10	12	Total	
Very wrong	92.5	73.5	49.2	37.4	64.7	
Wrong	4.6	9.5	17.6	16.3	11.7	
A little bit wrong	2.1	9.2	12.5	16.6	9.7	
Not wrong at all	0.9	7.8	20.7	29.8	14.0	
N of Valid	439	400	392	356	1587	
N of Miss	21	48	16	14	99	

Table 176: How wrong do your friends feel it would be for YOU to: use prescription drugs not prescribed to you





Response	6	8	10	12	Total	
Very wrong	90.9	78.5	67.0	54.2	73.7	
Wrong	7.3	10.2	16.1	21.3	13.4	
A little bit wrong	1.1	6.8	9.2	11.2	6.8	
Not wrong at all	0.7	4.5	7.7	13.2	6.2	
N of Valid	440	400	391	356	1587	
N of Miss	20	48	17	14	99	

Table 177: How wrong would most adults (over 21) in your neighborhood think it is for kids your age: to use marijuana?





Response	6	8	10	12	Total	
Very wrong	93.6	78.2	74.6	63.0	78.2	
Wrong	4.3	14.0	15.6	18.2	12.7	
A little bit wrong	1.6	5.5	6.2	10.6	5.7	
Not wrong at all	0.5	2.2	3.6	8.1	3.4	
N of Valid	440	400	390	357	1587	
N of Miss	20	48	18	13	99	

Table 178: How wrong would most adults (over 21) in your neighborhood think it is for kids your age: to drink alcohol?

Response	6	8	10	12	Total	
Very wrong	88.1	70.4	63.8	50.0	69.1	
Wrong	7.8	15.5	17.4	23.3	15.6	
A little bit wrong	3.0	9.3	13.1	18.5	10.6	
Not wrong at all	1.1	4.8	5.6	8.1	4.7	
N of Valid	437	399	390	356	1582	
N of Miss	23	49	18	14	104	

Table 179: How wrong would most adults (over 21) in your neighborhood think it is for kids your age: to smoke cigarettes?

Response	6	8	10	12	Total	
Very wrong	88.6	74.0	69.0	51.0	71.6	
Wrong	6.6	14.5	17.7	22.5	14.9	
A little bit wrong	3.9	7.2	8.2	16.1	8.5	
Not wrong at all	0.9	4.2	5.1	10.4	4.9	
N of Valid	437	400	390	355	1582	
N of Miss	23	48	18	15	104	

Table 180: How much do each of the following statements describe your neighborhood? crime and/or drug selling

Response	6	8	10	12	Total	
NO!	78.3	69.9	63.3	62.0	68.8	
no	11.8	15.8	20.4	17.7	16.3	
yes	6.2	8.3	10.1	10.7	8.7	
YES!	3.7	6.0	6.2	9.6	6.2	
N of Valid	433	399	387	355	1574	
N of Miss	27	49	21	15	112	

Table 181: How much do each of the following statements describe your neighborhood? fights


Response	6	8	10	12	Total	
NO!	63.2	61.7	58.8	60.0	61.0	
no	12.9	18.1	22.7	22.3	18.7	
yes	14.9	12.8	12.4	10.4	12.8	
YES!	9.0	7.3	6.2	7.3	7.5	
N of Valid	435	397	388	355	1575	
N of Miss	25	51	20	15	111	

Table 182: How much do each of the following statements describe your neighborhood? lots of empty or abandoned buildings

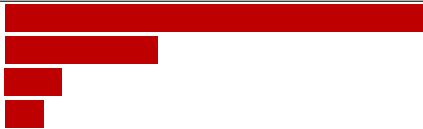
Response	6	8	10	12	Total	
NO!	71.5	69.6	61.7	63.1	66.7	
no	16.7	19.5	31.1	24.2	22.7	
yes	7.9	7.6	5.1	6.8	6.9	
YES!	3.9	3.3	2.1	5.9	3.8	
N of Valid	432	395	389	355	1571	
N of Miss	28	53	19	15	115	

Table 183: How much do each of the following statements describe your neighborhood? lots of graffiti


Response	6	8	10	12	Total	
NO!	77.4	77.1	73.8	72.6	75.4	
no	16.8	18.3	21.5	22.6	19.7	
yes	3.5	2.3	2.8	1.1	2.5	
YES!	2.3	2.3	1.8	3.7	2.5	
N of Valid	429	389	390	354	1562	
N of Miss	31	59	18	16	124	

Table 184: I feel safe in my neighborhood.

Response	6	8	10	12	Total
NO!	12.7	11.4	7.8	6.3	9.7
no	8.1	8.8	9.8	6.6	8.4
yes	24.4	30.3	33.4	33.9	30.2
YES!	54.8	49.5	49.0	53.3	51.7
N of Valid	434	396	386	351	1567
N of Miss	26	52	22	19	119

Table 185: If a kid smoked marijuana in your neighborhood would he or she be caught by the police?

Response	6	8	10	12	Total
NO!	16.3	21.8	30.5	30.7	24.5
no	16.3	32.1	42.1	45.5	33.3
yes	26.2	23.6	21.5	15.1	21.9
YES!	41.3	22.6	5.9	8.8	20.4
N of Valid	424	390	390	352	1556
N of Miss	36	58	18	18	130

Table 186: If a kid drank some beer, wine or hard liquor (for example, vodka, whiskey, or gin) in your neighborhood would he or she be caught by the police?

Response	6	8	10	12	Total
NO!	16.5	23.5	36.2	36.9	27.8
no	22.2	39.9	46.8	47.7	38.6
yes	25.7	21.4	13.2	8.5	17.6
YES!	35.6	15.2	3.9	6.8	16.1
N of Valid	424	388	387	352	1551
N of Miss	36	60	21	18	135



Table 187: If a kid carried a handgun in your neighborhood would he or she be caught by the police?





Response	6	8	10	12	Total	
NO!	16.7	21.0	29.5	27.0	23.3	
no	14.4	28.6	33.9	35.8	27.6	
yes	22.8	23.6	23.8	20.2	22.7	
YES!	46.1	26.8	12.9	17.0	26.4	
N of Valid	425	385	387	352	1549	
N of Miss	35	63	21	18	137	

Table 188: If you wanted to get some cigarettes, how easy would it be for you to get some?





Response	6	8	10	12	Total	
Very hard	77.6	50.5	35.0	17.1	46.6	
Sort of hard	8.6	13.3	14.0	5.1	10.3	
Sort of easy	7.0	16.9	21.8	20.9	16.3	
Very easy	6.8	19.3	29.3	56.9	26.8	
N of Valid	428	384	386	350	1548	
N of Miss	32	64	22	20	138	

Table 189: If you wanted to get some beer, wine or hard liquor (for example, vodka, whiskey, or gin), how easy would it be for you to get some?





Response	6	8	10	12	Total	
Very hard	75.0	48.4	30.2	17.7	44.3	
Sort of hard	11.4	13.7	15.1	8.6	12.3	
Sort of easy	9.3	13.2	24.0	22.9	17.0	
Very easy	4.2	24.7	30.7	50.9	26.5	
N of Valid	428	380	384	350	1542	
N of Miss	32	68	24	20	144	

Table 190: If you wanted to get a drug like cocaine, LSD, or amphetamines, how easy would it be for you to get some?

Response	6	8	10	12	Total	
Very hard	94.1	84.0	69.1	58.3	77.2	
Sort of hard	3.0	5.3	14.8	19.1	10.2	
Sort of easy	1.4	5.1	9.4	10.0	6.2	
Very easy	1.4	5.6	6.8	12.6	6.3	
N of Valid	427	376	385	350	1538	
N of Miss	33	72	23	20	148	

Table 191: If you wanted to get a handgun, how easy would it be for you to get one?

Response	6	8	10	12	Total	
Very hard	76.8	61.4	50.3	42.7	58.6	
Sort of hard	9.1	10.6	15.6	13.5	12.1	
Sort of easy	6.6	11.1	16.4	16.9	12.5	
Very easy	7.5	16.9	17.7	26.9	16.8	
N of Valid	427	378	384	349	1538	
N of Miss	33	70	24	21	148	

Table 192: If you wanted to get some marijuana, how easy would it be for you to get some?

Response	6	8	10	12	Total	
Very hard	91.1	71.2	44.4	23.3	59.2	
Sort of hard	4.9	6.9	10.6	8.6	7.7	
Sort of easy	1.4	7.9	14.3	17.0	9.8	
Very easy	2.6	14.0	30.6	51.1	23.4	
N of Valid	427	378	385	348	1538	
N of Miss	33	70	23	22	148	

Table 193: If you wanted to get prescription drugs for the purpose of getting high, how easy would it be for you to get some?





Response	6	8	10	12	Total	
Very hard	88.3	70.2	49.1	30.1	60.9	
Sort of hard	5.4	8.4	16.4	13.8	10.8	
Sort of easy	2.3	9.8	15.8	22.6	12.1	
Very easy	4.0	11.6	18.7	33.5	16.2	
N of Valid	428	379	385	349	1541	
N of Miss	32	69	23	21	145	

Table 194: If you wanted to get synthetic marijuana such as K2 or chemical products such as bath salts to get high, how easy would it be for you to get some?





Response	6	8	10	12	Total	
Very hard	93.4	82.5	68.9	50.7	74.9	
Sort of hard	3.3	5.6	13.0	20.1	10.1	
Sort of easy	2.1	5.3	8.5	12.0	6.8	
Very easy	1.2	6.6	9.6	17.2	8.3	
N of Valid	426	378	386	349	1539	
N of Miss	34	70	22	21	147	

Table 195: If you wanted to get steroids to enhance athletic performance, how easy would it be for you to get some?





Response	6	8	10	12	Total	
Very hard	90.1	80.1	66.6	53.3	73.4	
Sort of hard	6.6	8.8	13.5	18.9	11.7	
Sort of easy	1.4	5.8	12.2	14.9	8.3	
Very easy	1.9	5.3	7.8	12.9	6.7	
N of Valid	424	377	386	349	1536	
N of Miss	36	71	22	21	150	

Table 196: During the past 12 months, have you participated in any alcohol prevention programs or seen any alcohol prevention messages in your school or community? Yes, a school-based program focused on preventing underage drinking and/or drinking and driving.



Response	6	8	10	12	Total	
No	57.6	69.2	71.1	74.1	67.6	
Yes	42.4	30.8	28.9	25.9	32.4	
N of Valid	460	448	408	370	1686	
N of Miss	0	0	0	0	0	

Table 197: During the past 12 months, have you participated in any alcohol prevention programs or seen any alcohol prevention messages in your school or community? Yes, a community-based program focused on preventing underage drinking and/or drinking and driving (for example, through your church or temple or through youth groups like Boys and Girls Club or 4-H).



Response	6	8	10	12	Total	
No	86.7	88.6	91.2	88.9	88.8	
Yes	13.3	11.4	8.8	11.1	11.2	
N of Valid	460	448	408	370	1686	
N of Miss	0	0	0	0	0	

Table 198: During the past 12 months, have you participated in any alcohol prevention programs or seen any alcohol prevention messages in your school or community? Yes, a media campaign addressing underage drinking and/or drinking and driving (for example, newspaper ads, posters, pamphlets, radio, TV).



Response	6	8	10	12	Total	
No	88.3	90.2	89.7	88.9	89.3	
Yes	11.7	9.8	10.3	11.1	10.7	
N of Valid	460	448	408	370	1686	
N of Miss	0	0	0	0	0	

Table 199: During the past 12 months, have you participated in any alcohol prevention programs or seen any alcohol prevention messages in your school or community? No



Response	6	8	10	12	Total	
No	57.2	57.6	41.2	40.8	49.8	
Yes	42.8	42.4	58.8	59.2	50.2	
N of Valid	460	448	408	370	1686	
N of Miss	0	0	0	0	0	

Table 200: How wrong do your parents feel it would be for YOU to: drink beer, wine or hard liquor (for example, vodka, whiskey or gin) regularly?





Response	6	8	10	12	Total	
Very wrong	92.7	85.5	79.3	69.9	82.5	
Wrong	5.9	8.7	13.4	15.2	10.6	
A little bit wrong	0.9	4.2	5.4	9.5	4.8	
Not wrong at all	0.5	1.6	1.8	5.4	2.2	
N of Valid	437	380	387	349	1553	
N of Miss	23	68	21	21	133	

Table 201: How wrong do your parents feel it would be for YOU to: smoke tobacco?





Response	6	8	10	12	Total	
Very wrong	97.9	90.5	84.2	73.6	87.2	
Wrong	1.4	5.5	9.3	14.7	7.4	
A little bit wrong	0.5	2.6	5.2	6.9	3.6	
Not wrong at all	0.2	1.3	1.3	4.9	1.8	
N of Valid	434	379	387	348	1548	
N of Miss	26	69	21	22	138	

Table 202: How wrong do your parents feel it would be for YOU to: smoke marijuana?





Response	6	8	10	12	Total	
Very wrong	98.9	92.6	87.1	77.6	89.6	
Wrong	0.9	3.2	7.5	11.2	5.4	
A little bit wrong	0.2	2.1	2.3	5.2	2.3	
Not wrong at all	0.0	2.1	3.1	6.0	2.6	
N of Valid	435	380	388	348	1551	
N of Miss	25	68	20	22	135	

Table 203: How wrong do your parents feel it would be for YOU to: use prescription drugs not prescribed to you?





Response	6	8	10	12	Total	
Very wrong	97.0	93.9	90.7	85.0	92.0	
Wrong	1.6	3.4	5.2	8.9	4.6	
A little bit wrong	0.9	1.8	2.3	1.4	1.6	
Not wrong at all	0.5	0.8	1.8	4.6	1.8	
N of Valid	434	379	387	347	1547	
N of Miss	26	69	21	23	139	

Table 204: How wrong do your parents feel it would be for YOU to: steal something worth more than \$5?





Response	6	8	10	12	Total	
Very wrong	88.3	86.1	84.2	83.6	85.7	
Wrong	9.0	10.5	12.7	11.5	10.8	
A little bit wrong	2.5	2.6	2.6	3.2	2.7	
Not wrong at all	0.2	0.8	0.5	1.7	0.8	
N of Valid	435	380	386	348	1549	
N of Miss	25	68	22	22	137	

Table 205: How wrong do your parents feel it would be for YOU to: draw graffiti, write things, or draw pictures on buildings or other property (without the owner's permission)?





Response	6	8	10	12	Total	
Very wrong	89.2	85.8	83.4	79.6	84.7	
Wrong	6.7	9.5	10.4	12.9	9.7	
A little bit wrong	2.8	3.2	4.9	4.3	3.7	
Not wrong at all	1.4	1.6	1.3	3.2	1.8	
N of Valid	434	379	386	348	1547	
N of Miss	26	69	22	22	139	

Table 206: How wrong do your parents feel it would be for YOU to: pick a fight with someone?

Response	6	8	10	12	Total	
Very wrong	75.2	72.0	65.0	65.0	69.6	
Wrong	16.1	16.9	21.2	21.5	18.8	
A little bit wrong	5.3	7.9	10.9	9.5	8.3	
Not wrong at all	3.4	3.2	2.8	4.0	3.4	
N of Valid	435	379	386	349	1549	
N of Miss	25	69	22	21	137	

Table 207: During the past 12 months, have you talked with at least one of your parents about the dangers of underage drinking and/or drinking and driving? By parents, we mean either your biological parents, adoptive parents, stepparents, or adult guardians - whether or not they live with you.

Response	6	8	10	12	Total	
No	54.4	59.7	55.7	54.2	56.0	
Yes	45.6	40.3	44.3	45.8	44.0	
N of Valid	419	365	370	343	1497	
N of Miss	41	83	38	27	189	

Table 208: The rules in my family are clear.

Response	6	8	10	12	Total	
NO!	5.8	3.4	3.9	2.6	4.0	
no	3.9	5.8	6.5	7.1	5.8	
yes	25.9	33.7	42.0	41.1	35.3	
YES!	64.4	57.0	47.7	49.1	55.0	
N of Valid	432	377	386	350	1545	
N of Miss	28	71	22	20	141	

Table 209: People in my family often insult or yell at each other.

Response	6	8	10	12	Total	
NO!	36.9	33.7	23.0	21.5	29.2	
no	30.9	37.7	44.1	45.3	39.1	
yes	24.4	21.0	24.0	21.5	22.8	
YES!	7.8	7.7	8.9	11.7	8.9	
N of Valid	434	377	383	349	1543	
N of Miss	26	71	25	21	143	

Table 210: When I am not at home, one of my parents knows where I am and who I am with.

Response	6	8	10	12	Total	
NO!	6.2	4.6	4.4	4.3	4.9	
no	3.7	4.8	7.8	10.3	6.5	
yes	20.6	30.8	36.3	37.1	30.7	
YES!	69.4	59.8	51.4	48.3	57.8	
N of Valid	432	373	383	348	1536	
N of Miss	28	75	25	22	150	

Table 211: We argue about the same things in my family over and over.

Response	6	8	10	12	Total	
NO!	43.8	30.3	22.6	21.4	30.2	
no	30.0	36.8	35.1	35.0	34.0	
yes	18.4	20.5	29.1	30.6	24.3	
YES!	7.8	12.4	13.2	13.0	11.5	
N of Valid	434	380	385	346	1545	
N of Miss	26	68	23	24	141	



Table 212: If you drank some beer or wine or liquor (for example, vodka, whiskey, or gin) without your parents' permission, would you be caught by your parents?

Response	6	8	10	12	Total	
NO!	12.5	11.3	18.5	20.4	15.5	
no	5.5	19.6	29.8	42.8	23.4	
yes	13.2	20.4	24.5	17.2	18.7	
YES!	68.8	48.8	27.2	19.5	42.4	
N of Valid	433	373	383	348	1537	
N of Miss	27	75	25	22	149	

Table 213: My family has clear rules about alcohol and drug use.

Response	6	8	10	12	Total	
NO!	7.6	7.5	7.6	6.1	7.2	
no	5.3	7.3	11.2	13.0	9.0	
yes	13.7	24.5	30.0	38.3	26.0	
YES!	73.4	60.6	51.2	42.7	57.8	
N of Valid	432	371	383	347	1533	
N of Miss	28	77	25	23	153	

Table 214: If you carried a handgun without your parents' permission, would you be caught by your parents?

Response	6	8	10	12	Total	
NO!	9.7	8.6	13.3	13.3	11.2	
no	4.6	10.8	15.9	18.5	12.1	
yes	13.0	18.5	26.9	26.6	20.9	
YES!	72.6	62.1	43.9	41.6	55.9	
N of Valid	431	372	383	346	1532	
N of Miss	29	76	25	24	154	

Table 215: If you skipped school would you be caught by your parents?





Response	6	8	10	12	Total	
NO!	7.0	8.6	12.0	17.6	11.0	
no	6.5	8.0	21.2	30.6	16.0	
yes	14.2	25.7	25.4	24.6	22.1	
YES!	72.4	57.8	41.4	27.2	50.9	
N of Valid	431	374	382	346	1533	
N of Miss	29	74	26	24	153	

Table 216: My parents ask if I've gotten my homework done.





Response	6	8	10	12	Total	
NO!	6.8	8.3	8.4	13.0	8.9	
no	6.3	8.3	13.8	21.7	12.1	
yes	17.9	28.1	33.2	34.7	28.0	
YES!	69.0	55.3	44.6	30.6	50.9	
N of Valid	429	374	383	346	1532	
N of Miss	31	74	25	24	154	

Table 217: People in my family have serious arguments.





Response	6	8	10	12	Total	
NO!	49.0	37.3	31.6	29.4	37.4	
no	28.5	37.3	41.5	42.9	37.2	
yes	13.0	12.8	18.0	14.7	14.6	
YES!	9.5	12.5	8.9	13.0	10.9	
N of Valid	431	375	383	347	1536	
N of Miss	29	73	25	23	150	

Table 218: Would your parents know if you did not come home on time?





Response	6	8	10	12	Total	
NO!	7.1	7.7	7.3	4.9	6.8	
no	7.4	6.9	12.3	11.8	9.5	
yes	19.1	30.9	34.0	39.2	30.2	
YES!	66.4	54.4	46.3	44.1	53.5	
N of Valid	435	375	382	347	1539	
N of Miss	25	73	26	23	147	

Table 219: Have any of your brothers or sisters ever: drunk beer, wine or hard liquor (for example, vodka, whiskey or gin)?




Response	6	8	10	12	Total	
No	82.7	61.7	45.7	35.7	57.7	
Yes	15.0	35.1	50.1	58.8	38.6	
I don't have any brothers or sisters	2.3	3.2	4.2	5.5	3.7	
N of Valid	427	376	381	345	1529	
N of Miss	33	72	27	25	157	

Table 220: Have any of your brothers or sisters ever: smoked marijuana?




Response	6	8	10	12	Total	
No	91.3	81.6	66.3	52.3	73.9	
Yes	6.3	15.2	29.2	41.6	22.2	
I don't have any brothers or sisters	2.3	3.2	4.5	6.1	3.9	
N of Valid	426	375	380	346	1527	
N of Miss	34	73	28	24	159	

Table 221: Have any of your brothers or sisters ever: smoked cigarettes?




Response	6	8	10	12	Total	
No	84.7	71.2	64.0	53.2	69.1	
Yes	12.9	25.6	31.2	41.0	26.9	
I don't have any brothers or sisters	2.3	3.2	4.8	5.8	3.9	
N of Valid	426	375	378	344	1523	
N of Miss	34	73	30	26	163	

Table 222: Have any of your brothers or sisters ever: taken a handgun to school?




Response	6	8	10	12	Total	
No	96.5	94.9	93.2	91.0	94.0	
Yes	1.2	1.9	2.6	2.9	2.1	
I don't have any brothers or sisters	2.4	3.2	4.2	6.1	3.9	
N of Valid	424	374	380	343	1521	
N of Miss	36	74	28	27	165	

Table 223: Have any of your brothers or sisters ever: been suspended or expelled from school?




Response	6	8	10	12	Total	
No	70.8	65.6	58.7	52.6	62.4	
Yes	26.8	31.2	36.8	41.3	33.7	
I don't have any brothers or sisters	2.4	3.2	4.5	6.1	3.9	
N of Valid	425	375	380	346	1526	
N of Miss	35	73	28	24	160	

Table 224: Have you changed homes in the past year (the last 12 months)?



Response	6	8	10	12	Total	
No	72.2	79.3	81.8	77.0	77.4	
Yes	27.8	20.7	18.2	23.0	22.6	
N of Valid	431	376	379	344	1530	
N of Miss	29	72	29	26	156	

Table 225: How many times have you changed homes since kindergarten?






Response	6	8	10	12	Total	
Never	40.5	32.2	32.7	29.9	34.1	
1 or 2 times	33.6	36.4	31.1	32.6	33.5	
3 or 4 times	13.6	19.9	22.4	17.7	18.3	
5 or 6 times	6.8	5.9	6.1	9.3	7.0	
7 or more times	5.4	5.6	7.7	10.5	7.2	
N of Valid	425	376	379	344	1524	
N of Miss	35	72	29	26	162	

Table 226: Have you changed schools (including changing from elementary to middle and middle to high school) in the past year?



Response	6	8	10	12	Total	
No	75.4	68.2	77.8	80.8	75.4	
Yes	24.6	31.8	22.2	19.2	24.6	
N of Valid	427	374	378	343	1522	
N of Miss	33	74	30	27	164	

Table 227: How many times have you changed schools since kindergarten (including changing from elementary to middle and middle to high school)?






Response	6	8	10	12	Total	
Never	42.4	29.4	24.6	22.7	30.4	
1 or 2 times	38.2	29.1	20.1	20.4	27.5	
3 or 4 times	14.0	28.0	38.9	31.8	27.6	
5 or 6 times	3.5	8.6	9.3	17.8	9.4	
7 or more times	1.9	4.9	7.1	7.3	5.1	
N of Valid	429	371	378	343	1521	
N of Miss	31	77	30	27	165	

Table 228: Has anyone in your family ever had severe alcohol or drug problems?



Response	6	8	10	12	Total	
No	79.1	67.5	59.8	52.3	65.4	
Yes	20.9	32.5	40.2	47.7	34.6	
N of Valid	426	372	378	342	1518	
N of Miss	34	76	30	28	168	

Table 229: About how many adults (over 21) have you known personally who in the past year have: used marijuana, crack, cocaine, or other drugs?






Response	6	8	10	12	Total	
0	79.4	66.0	52.5	36.7	59.9	
1	11.4	12.0	16.7	15.5	13.8	
2	4.4	8.0	9.3	14.1	8.7	
03/04/13	2.6	7.0	6.4	14.4	7.2	
5	2.3	7.0	15.1	19.4	10.4	
N of Valid	431	374	377	341	1523	
N of Miss	29	74	31	29	163	

Table 230: About how many adults (over 21) have you known personally who in the past year have: sold or dealt drugs?






Response	6	8	10	12	Total	
0	88.9	73.5	63.4	53.1	70.8	
1	3.5	12.6	13.0	12.3	10.1	
2	3.5	5.6	8.5	9.1	6.5	
03/04/13	1.6	2.9	5.8	11.1	5.1	
5	2.6	5.4	9.3	14.4	7.6	
N of Valid	431	373	377	341	1522	
N of Miss	29	75	31	29	164	

Table 231: About how many adults (over 21) have you known personally who in the past year have: done other things that could get them in trouble with the police, like stealing, selling stolen goods, mugging or assaulting others, etc.?






Response	6	8	10	12	Total	
0	83.8	72.7	60.6	55.1	68.8	
1	8.0	10.2	16.1	12.9	11.7	
2	3.8	4.3	7.4	6.7	5.5	
03/04/13	2.3	4.8	5.6	8.5	5.1	
5	2.1	8.0	10.3	16.7	8.9	
N of Valid	426	373	378	341	1518	
N of Miss	34	75	30	29	168	

Table 232: About how many adults (over 21) have you known personally who in the past year have: gotten drunk or high?






Response	6	8	10	12	Total	
0	65.1	45.4	29.2	22.3	41.7	
1	16.2	13.7	16.4	14.4	15.2	
2	6.3	11.8	11.4	12.9	10.4	
03/04/13	3.7	11.0	10.3	10.9	8.8	
5	8.7	18.0	32.6	39.6	23.9	
N of Valid	427	372	377	341	1517	
N of Miss	33	76	31	29	169	

Table 233: Have you seen or heard information about underage drinking in the past 12 months from the following sources? Radio



Response	6	8	10	12	Total	
No	55.9	48.5	46.6	44.8	49.3	
Yes	44.1	51.5	53.4	55.2	50.7	
N of Valid	433	373	380	339	1525	
N of Miss	27	75	28	31	161	

Table 234: Have you seen or heard information about underage drinking in the past 12 months from the following sources? TV.



Response	6	8	10	12	Total	
No	33.3	32.6	30.1	34.3	32.6	
Yes	66.7	67.4	69.9	65.7	67.4	
N of Valid	435	371	379	341	1526	
N of Miss	25	77	29	29	160	

Table 235: Have you seen or heard information about underage drinking in the past 12 months from the following sources? Print. This includes information on underage drinking you may have seen in the newspaper, on a billboard, in pamphlets, on stickers, etc.



Response	6	8	10	12	Total	
No	52.6	41.2	42.6	39.7	44.4	
Yes	47.4	58.8	57.4	60.3	55.6	
N of Valid	430	374	378	340	1522	
N of Miss	30	74	30	30	164	

Table 236: Have you seen or heard information about underage drinking in the past 12 months from the following sources? Website or social media? (Facebook, Myspace, website, etc.)



Response	6	8	10	12	Total	
No	58.6	47.3	40.4	49.1	49.2	
Yes	41.4	52.7	59.6	50.9	50.8	
N of Valid	432	370	379	340	1521	
N of Miss	28	78	29	30	165	

Table 237: The next questions ask about your opinions of the information you saw or heard. If you have seen or heard more than one ad, please think about your favorite ad when answering these questions. The information about underage drinking that I saw or heard was convincing.






Response	6	8	10	12	Total	
NO!	29.1	20.1	14.0	15.6	20.1	
no	6.1	13.6	17.7	20.4	14.1	
yes	18.7	28.0	35.4	32.4	28.2	
YES!	25.5	22.8	21.4	19.2	22.4	
I have not seen or heard any ads about underage drinking in the past 12 months.	20.6	15.5	11.4	12.4	15.2	
N of Valid	423	368	378	339	1508	
N of Miss	37	80	30	31	178	

Table 238: The next questions ask about your opinions of the information you saw or heard. If you have seen or heard more than one ad, please think about your favorite ad when answering these questions. The information about underage drinking that I saw or heard grabbed my attention.






Response	6	8	10	12	Total	
NO!	26.2	18.0	13.8	13.5	18.2	
no	9.5	17.7	21.2	24.1	17.7	
yes	16.5	24.0	36.0	29.4	26.1	
YES!	28.1	25.1	17.7	20.3	23.0	
I have not seen or heard any ads about underage drinking in the past 12 months.	19.6	15.3	11.4	12.6	14.9	
N of Valid	423	367	378	340	1508	
N of Miss	37	81	30	30	178	



Table 239: The next questions ask about your opinions of the information you saw or heard. If you have seen or heard more than one ad, please think about your favorite ad when answering these questions. The information about underage drinking that I saw or heard said something important to me.

Response	6	8	10	12	Total	
NO!	22.5	20.7	15.7	15.3	18.7	
no	7.3	16.1	22.3	26.2	17.5	
yes	19.0	22.9	30.6	27.9	24.9	
YES!	30.6	24.8	19.7	17.9	23.6	
I have not seen or heard any ads about underage drinking in the past 12 months.	20.6	15.5	11.7	12.6	15.3	
N of Valid	422	367	376	340	1505	
N of Miss	38	81	32	30	181	

Table 240: The next questions ask about your opinions of the information you saw or heard. If you have seen or heard more than one ad, please think about your favorite ad when answering these questions. Seeing or hearing this information about underage drinking made me want to stop or decrease my drinking.

Response	6	8	10	12	Total	
NO!	24.6	22.2	20.1	19.0	21.6	
no	3.7	10.7	18.7	28.2	14.8	
yes	8.9	12.7	24.1	20.5	16.3	
YES!	30.0	25.9	18.2	16.9	23.0	
I have not seen or heard any ads about underage drinking in the past 12 months.	32.8	28.5	19.0	15.4	24.2	
N of Valid	403	347	369	337	1456	
N of Miss	57	101	39	33	230	

Table 241: How honest were you in filling out this survey?

Response	6	8	10	12	Total	
I was very honest	86.0	79.1	79.3	86.9	82.9	
I was honest pretty much of the time	11.5	17.7	15.6	10.8	13.8	
I was honest some of the time	1.4	2.2	3.7	2.0	2.3	
I was honest once in a while	1.1	1.1	1.3	0.3	1.0	
I was not honest at all	0.0	0.0	0.0	0.0	0.0	
N of Valid	436	368	377	343	1524	
N of Miss	24	80	31	27	162	