

# 2012 APNA

Arkansas Prevention Needs Assessment Student Survey



Union County Tables

Arkansas Department of Human Services  
**Division of Behavioral Health Services**  
**Prevention Services**

Conducted by International Survey Associates dba Pride Surveys



## Contents

1	INTRODUCTION	10
2	PERCENTAGE TABLES	15

## List of Tables

1	Sex	16
2	Age	16
3	Are you Hispanic or Latino?	16
4	What is your race? Black or African American	17
5	What is your race? Asian	17
6	What is your race? American Indian	17
7	What is your race? Alaska Native	17
8	What is your race? White	18
9	What is your race? Native Hawaiian or Other Pacific Islander	18
10	What is your race? Other	18
11	What is the highest level of schooling completed by your mother or father?	19
12	Think of where you live most of the time. Which of the following people live there with you? Mother	19
13	Think of where you live most of the time. Which of the following people live there with you? Stepmother	19
14	Think of where you live most of the time. Which of the following people live there with you? Foster Mother	20
15	Think of where you live most of the time. Which of the following people live there with you? Grandmother	20
16	Think of where you live most of the time. Which of the following people live there with you? Aunt	20
17	Think of where you live most of the time. Which of the following people live there with you? Father	20
18	Think of where you live most of the time. Which of the following people live there with you? Stepfather	21
19	Think of where you live most of the time. Which of the following people live there with you? Foster Father	21
20	Think of where you live most of the time. Which of the following people live there with you? Grandfather	21
21	Think of where you live most of the time. Which of the following people live there with you? Uncle	21
22	Think of where you live most of the time. Which of the following people live there with you? Other Adults	22
23	Think of where you live most of the time. Which of the following people live there with you? Brother(s)	22
24	Think of where you live most of the time. Which of the following people live there with you? Stepbrother(s)	22
25	Think of where you live most of the time. Which of the following people live there with you? Sister(s)	22
26	Think of where you live most of the time. Which of the following people live there with you? Stepsister(s)	23

27	Think of where you live most of the time. Which of the following people live there with you? Other Children . . . . .	23
28	In my school, students have lots of chances to help decide things like class activities and rules. . . . .	23
29	Teachers ask me to work on special classroom projects. . . . .	23
30	My teacher(s) notices when I am doing a good job and lets me know about it. . . . .	24
31	There are lots of chances for students in my school to get involved in sports, clubs, and other school activities outside of class. . . . .	24
32	There are lots of chances for students in my school to talk with a teacher one-on-one. . . . .	24
33	I feel safe at my school. . . . .	25
34	The school lets my parents know when I have done something well. . . . .	25
35	My teachers praise me when I work hard in school. . . . .	25
36	Are your school grades better than the grades of most students in your class? . . . . .	26
37	I have lots of chances to be part of class discussions or activities. . . . .	26
38	Now thinking back over the past year in school, how often did you: enjoy being in school? . . . . .	26
39	Now thinking back over the past year in school, how often did you: hate being in school? . . . . .	27
40	Now thinking back over the past year in school, how often did you: try to do your best work in school? . . . . .	27
41	How often do you feel that the school work you are assigned is meaningful and important? . . . . .	27
42	Putting them all together, what were your grades like last year? . . . . .	28
43	How important do you think the things you are learning in school are going to be for your later life? . . . . .	28
44	How interesting are most of your courses to you? . . . . .	28
45	During the LAST FOUR WEEKS how many whole days of school have you missed because you skipped or 'cut'? . . . . .	29
46	What are the chances you would be seen as cool if you: smoked cigarettes? . . . . .	29
47	What are the chances you would be seen as cool if you: worked hard at school? . . . . .	29
48	What are the chances you would be seen as cool if you: began drinking alcoholic beverages regularly, that is, at least once or twice a month? . . . . .	30
49	What are the chances you would be seen as cool if you: defended someone who was being verbally abused at school? . . . . .	30
50	What are the chances you would be seen as cool if you: smoked marijuana? . . . . .	30
51	What are the chances you would be seen as cool if you: carried a handgun? . . . . .	31

52	Think of your four best friends (the friends you feel closest to). In the past year (12 months), how many of your best friends have: participated in clubs, organizations or activities at school? . . . . .	31
53	Think of your four best friends (the friends you feel closest to). In the past year (12 months), how many of your best friends have: smoked cigarettes? . . . . .	31
54	Think of your four best friends (the friends you feel closest to). In the past year (12 months), how many of your best friends have: tried beer, wine or hard liquor (for example, vodka, whiskey, or gin) when their parents didn't know about it? . . . . .	32
55	Think of your four best friends (the friends you feel closest to). In the past year (12 months), how many of your best friends have: made a commitment to stay drug-free? . . . . .	32
56	Think of your four best friends (the friends you feel closest to). In the past year (12 months), how many of your best friends have: used marijuana? . . . . .	32
57	Think of your four best friends (the friends you feel closest to). In the past year (12 months), how many of your best friends have: used prescription drugs or non-prescription drugs for the purposes of getting high? . . . . .	33
58	Think of your four best friends (the friends you feel closest to). In the past year (12 months), how many of your best friends have: used synthetic marijuana (K2, spice) or bath salts? . . . . .	33
59	Think of your four best friends (the friends you feel closest to). In the past year (12 months), how many of your best friends have: used LSD, cocaine, amphetamines, or other illegal drugs? . . . . .	33
60	Think of your four best friends (the friends you feel closest to). In the past year (12 months), how many of your best friends have: tried to do well in school? . . . . .	34
61	Think of your four best friends (the friends you feel closest to). In the past year (12 months), how many of your best friends have: been suspended from school? . . . . .	34
62	Think of your four best friends (the friends you feel closest to). In the past year (12 months), how many of your best friends have: liked school? . . . . .	34
63	Think of your four best friends (the friends you feel closest to). In the past year (12 months), how many of your best friends have: carried a handgun? . . . . .	35
64	Think of your four best friends (the friends you feel closest to). In the past year (12 months), how many of your best friends have: sold illegal drugs? . . . . .	35
65	Think of your four best friends (the friends you feel closest to). In the past year (12 months), how many of your best friends have: regularly attended religious services? . . . . .	35

66	Think of your four best friends (the friends you feel closest to). In the past year (12 months), how many of your best friends have: stolen or tried to steal a motor vehicle such as a car or motorcycle?	36
67	Think of your four best friends (the friends you feel closest to). In the past year (12 months), how many of your best friends have: been arrested?	36
68	Think of your four best friends (the friends you feel closest to). In the past year (12 months), how many of your best friends have: dropped out of school?	36
69	Think of your four best friends (the friends you feel closest to). In the past year (12 months), how many of your best friends have: been members of a gang?	37
70	How old were you when you first: smoked marijuana?	37
71	How old were you when you first: smoked a cigarette, even just a puff?	38
72	How old were you when you first: had more than a sip or two of beer, wine or hard liquor (for example, vodka, whiskey, or gin)?	38
73	How old were you when you first: began drinking alcoholic beverages regularly, that is, at least once or twice a month?	39
74	How old were you when you first: used Daztrex?	39
75	How old were you when you first: got suspended from school?	40
76	How old were you when you first: got arrested?	40
77	How old were you when you first: carried a handgun?	41
78	How old were you when you first: attacked someone with the idea of seriously hurting them?	41
79	How old were you when you first: belonged to a gang?	42
80	How wrong do you think it is for someone your age to: take a handgun to school?	42
81	How wrong do you think it is for someone your age to: steal anything worth more than \$5?	42
82	How wrong do you think it is for someone your age to: pick a fight with someone?	43
83	How wrong do you think it is for someone your age to: attack someone with the idea of seriously hurting them?	43
84	How wrong do you think it is for someone your age to: stay away from school all day when their parents think they are at school?	43
85	How wrong do you think it is for someone your age to: drink beer, wine or hard liquor (for example, vodka, whiskey, or gin) regularly?	44
86	How wrong do you think it is for someone your age to: smoke cigarettes?	44
87	How wrong do you think it is for someone your age to: smoke marijuana?	44
88	How wrong do you think it is for someone your age to: use prescription drugs or non-prescription drugs for the purpose of getting high?	45

89	How wrong do you think it is for someone your age to: use synthetic marijuana (K2, spice) or bath salts?	45
90	How wrong do you think it is for someone your age to: use LSD, cocaine, amphetamines or another illegal drug?	45
91	At school during the past 12 months, did you receive help from the resource teacher, speech therapist or other special education teacher?	46
92	How many times in the past year (12 months) have you: been suspended from school?	46
93	How many times in the past year (12 months) have you: carried a handgun?	46
94	How many times in the past year (12 months) have you: sold illegal drugs?	47
95	How many times in the past year (12 months) have you: stolen or tried to steal a motor vehicle such as a car or motorcycle?	47
96	How many times in the past year (12 months) have you: participated in clubs, organizations or activities at school?	48
97	How many times in the past year (12 months) have you: been arrested?	48
98	How many times in the past year (12 months) have you: attacked someone with the idea of seriously hurting them?	49
99	How many times in the past year (12 months) have you: been drunk or high at school?	49
100	How many times in the past year (12 months) have you: taken a handgun to school?	50
101	Are you currently on probation, or assigned a probation officer with Juvenile Court?	50
102	Have you ever belonged to a gang?	50
103	If you have ever belonged to a gang, did that gang have a name?	51
104	You are at a party at someone's house, and one of your friends offers you a drink containing alcohol. What would you say or do?	51
105	How often do you attend religious services or activities?	51
106	I think sometimes it's okay to cheat at school.	52
107	It is important to think before you act.	52
108	Sometimes I think that life is not worth it.	52
109	At times I think I am no good at all.	53
110	All in all, I am inclined to think that I am a failure.	53
111	In the past year, have you felt depressed or sad MOST days, even if you felt okay sometimes?	53
112	It is all right to beat up people if they start the fight.	54
113	I think it is okay to take something without asking if you can get away with it.	54
114	Where do you get the most information about living a drug and alcohol free life? Parents/guardians	54
115	Where do you get the most information about living a drug and alcohol free life? Friends	55

116	Where do you get the most information about living a drug and alcohol free life? Family members . . . . .	55
117	Where do you get the most information about living a drug and alcohol free life? School . . . . .	55
118	Where do you get the most information about living a drug and alcohol free life? Internet . . . . .	56
119	Where do you get the most information about living a drug and alcohol free life? TV . . . . .	56
120	Where do you get the most information about living a drug and alcohol free life? Social media . . . . .	56
121	How much do you think people risk harming themselves (physically or in other ways) if they: smoked one or more packs of cigarettes per day? . . . . .	57
122	How much do you think people risk harming themselves (physically or in other ways) if they: try marijuana once or twice? . . . . .	57
123	How much do you think people risk harming themselves (physically or in other ways) if they: smoke marijuana once or twice a week? . . . . .	57
124	How much do you think people risk harming themselves (physically or in other ways) if they: take one or two drinks of an alcoholic beverage (beer, wine, liquor) nearly every day? . . . . .	58
125	How much do you think people risk harming themselves (physically or in other ways) if they: have five or more drinks of an alcoholic beverage once or twice each weekend? . . . . .	58
126	How much do you think people risk harming themselves (physically or in other ways) if they: use prescription drugs that are not prescribed to them? . . . . .	58
127	How much do you think people risk harming themselves (physically or in other ways) if they: use non-prescription drugs to get high? . . . . .	59
128	Have you ever used smokeless tobacco (chew, snuff, plug, dipping tobacco, or chewing tobacco)? . . . . .	59
129	How often have you taken smokeless tobacco during the past 30 days? . . . . .	59
130	Have you ever smoked cigarettes? . . . . .	60
131	How frequently have you smoked cigarettes during the past 30 days? . . . . .	60
132	Which statement best describes rules about smoking inside your home? . . . . .	60
133	Which statement best describes rules about smoking in your family cars? . . . . .	61
134	During this school year, were you taught in any of your classes about the dangers of tobacco use? . . . . .	61
135	During the past 12 months, have you participated in any community activities to discourage people your age from using cigarettes, chewing tobacco, snuff, dip or cigars? . . . . .	61
136	Think back over the last two weeks. How many times have you had five or more alcoholic drinks in a row? . . . . .	62

137	During the past 30 days, how many times did you ride in a car or other vehicle driven by someone who had been drinking alcohol or using drugs to get high? . . . . .	62
138	During the past 30 days, how many times did you drive a car or other vehicle when you had been drinking alcohol or using drugs to get high? . . . . .	62
139	If you drank alcohol (not just a sip or taste) in the past year, how did you usually get it? . . . . .	63
140	If you drank alcohol (not just a sip or taste) in the past year, where did you usually drink it? . . . . .	63
141	How do you feel about someone your age having one or two drinks of an alcoholic beverage nearly every day? . . . . .	64
142	On how many occasions have you had alcoholic beverages (beer, wine or hard liquor) to drink in your lifetime - more than just a few sips? . . . . .	64
143	On how many occasions have you drunk one of more drinks of an alcoholic beverage during the past 30 days? . . . . .	64
144	On how many occasions have you used marijuana (grass, pot) or hashish (hash, hash oil) in your lifetime? . . . . .	65
145	On how many occasions have you used marijuana (grass, pot) or hashish (hash, hash oil) during the past 30 days? . . . . .	65
146	On how many occasions have you used LSD or other psychedelics in your lifetime? . . . . .	65
147	On how many occasions have you used LSD or other psychedelics during the past 30 days? . . . . .	66
148	On how many occasions have you used cocaine or crack in your lifetime? . . . . .	66
149	On how many occasions have you used cocaine or crack during the past 30 days? . . . . .	66
150	On how many occasions have you sniffed glue, breathed the contents of an aerosol spray can, or inhaled other gases or sprays, in order to get high in your lifetime? . . . . .	67
151	On how many occasions have you sniffed glue, breathed the contents of an aerosol spray can, or inhaled other gases or sprays, in order to get high during the past 30 days? . . . . .	67
152	On how many occasions have you used Daztrex in your lifetime? . . . . .	68
153	On how many occasions have you used Daztrex during the past 30 days? . . . . .	68
154	On how many occasions have you used synthetic marijuana in your lifetime? . . . . .	68
155	On how many occasions have you used synthetic marijuana during the past 30 days? . . . . .	69
156	On how many occasions have you used methamphetamines (meth, speed, crank, crystal meth) in your lifetime? . . . . .	69

157	On how many occasions have you used methamphetamines (meth, speed, crank, crystal meth) in the past 30 days? . . . . .	69
158	On how many occasions have you used other chemical products (bath salts, plant food, etc.) in your lifetime? . . . . .	70
159	On how many occasions have you used other chemical products (bath salts, plant food, etc.) during the past 30 days? . . . . .	70
160	On how many occasions have you used heroin or other opiates in your lifetime? . . . . .	70
161	On how many occasions have you used heroin or other opiates during the past 30 days? . . . . .	71
162	On how many occasions have you used MDMA ('X', 'E', or ecstasy) in your lifetime? . . . . .	71
163	On how many occasions have you used MDMA ('X', 'E', or ecstasy) during the past 30 days? . . . . .	71
164	On how many occasions have you taken prescription drugs (such as Valium, Xanax, Ritalin, Adderall, OxyContin, Darvocet, or sleeping pills) not prescribed to you in your lifetime? . . . . .	72
165	On how many occasions have you taken prescription drugs (such as Valium, Xanax, Ritalin, Adderall, OxyContin, Darvocet, or sleeping pills) not prescribed to you during the past 30 days? . . . . .	72
166	On how many occasions have you taken non-prescription medicines such as diet pills (for example, Dietac, Dexatrim or Prolamine), stay-awake pills (for example No-Doz, Vivarin, or Wake), or cough or cold medicines (robos, DXM, etc.) to get high in your lifetime? . . . . .	73
167	On how many occasions have you taken non-prescription medicines such as diet pills (for example, Dietac, Dexatrim or Prolamine), stay-awake pills (for example No-Doz, Vivarin, or Wake), or cough or cold medicines (robos, DXM, etc.) to get high during the past 30 days? . . . . .	73
168	On how many occasions have you been drunk or very high from drinking alcoholic beverages during the past 30 days? . . . . .	74
169	On how many occasions have you drunk flavored alcoholic beverages, sometimes called 'alcopops' (like Mike's Hard Lemonade, Smirnoff Ice, Bacardi Breezers, etc.) in your lifetime? . . . . .	74
170	On how many occasions have you drunk flavored alcoholic beverages, sometimes called 'alcopops' (like Mike's Hard Lemonade, Smirnoff Ice, Bacardi Breezers, etc.) during the past 30 days? . . . . .	75
171	If you used prescription drugs or over the counter drugs without a doctor telling you to use it or for the purpose of getting high, where did you get these drugs? . . . . .	75
172	During the last month, about how many marijuana cigarettes, or the equivalent, did you smoke a day, on the average? . . . . .	76
173	How wrong do your friends feel it would be for YOU to: drink alcohol? . . . . .	76
174	How wrong do your friends feel it would be for YOU to: smoke tobacco? . . . . .	76

175	How wrong do your friends feel it would be for YOU to: smoke marijuana? . . . . .	77
176	How wrong do your friends feel it would be for YOU to: use prescription drugs not prescribed to you . . . . .	77
177	How wrong would most adults (over 21) in your neighborhood think it is for kids your age: to use marijuana? . . . . .	77
178	How wrong would most adults (over 21) in your neighborhood think it is for kids your age: to drink alcohol? . . . . .	78
179	How wrong would most adults (over 21) in your neighborhood think it is for kids your age: to smoke cigarettes? . . . . .	78
180	How much do each of the following statements describe your neighborhood? crime and/or drug selling . . . . .	78
181	How much do each of the following statements describe your neighborhood? fights . . . . .	79
182	How much do each of the following statements describe your neighborhood? lots of empty or abandoned buildings . . . . .	79
183	How much do each of the following statements describe your neighborhood? lots of graffiti . . . . .	79
184	I feel safe in my neighborhood. . . . .	80
185	If a kid smoked marijuana in your neighborhood would he or she be caught by the police? . . . . .	80
186	If a kid drank some beer, wine or hard liquor (for example, vodka, whiskey, or gin) in your neighborhood would he or she be caught by the police? . . . . .	80
187	If a kid carried a handgun in your neighborhood would he or she be caught by the police? . . . . .	81
188	If you wanted to get some cigarettes, how easy would it be for you to get some? . . . . .	81
189	If you wanted to get some beer, wine or hard liquor (for example, vodka, whiskey, or gin), how easy would it be for you to get some? . . . . .	81
190	If you wanted to get a drug like cocaine, LSD, or amphetamines, how easy would it be for you to get some? . . . . .	82
191	If you wanted to get a handgun, how easy would it be for you to get one? . . . . .	82
192	If you wanted to get some marijuana, how easy would it be for you to get some? . . . . .	82
193	If you wanted to get prescription drugs for the purpose of getting high, how easy would it be for you to get some? . . . . .	83
194	If you wanted to get synthetic marijuana such as K2 or chemical products such as bath salts to get high, how easy would it be for you to get some? . . . . .	83
195	If you wanted to get steroids to enhance athletic performance, how easy would it be for you to get some? . . . . .	83



196	During the past 12 months, have you participated in any alcohol prevention programs or seen any alcohol prevention messages in your school or community? Yes, a school-based program focused on preventing underage drinking and/or drinking and driving. . . .	84
197	During the past 12 months, have you participated in any alcohol prevention programs or seen any alcohol prevention messages in your school or community? Yes, a community-based program focused on preventing underage drinking and/or drinking and driving (for example, through your church or temple or through youth groups like Boys and Girls Club or 4-H). . . .	84
198	During the past 12 months, have you participated in any alcohol prevention programs or seen any alcohol prevention messages in your school or community? Yes, a media campaign addressing underage drinking and/or drinking and driving (for example, newspaper ads, posters, pamphlets, radio, TV). . . .	84
199	During the past 12 months, have you participated in any alcohol prevention programs or seen any alcohol prevention messages in your school or community? No . . . .	84
200	How wrong do your parents feel it would be for YOU to: drink beer, wine or hard liquor (for example, vodka, whiskey or gin) regularly? .	85
201	How wrong do your parents feel it would be for YOU to: smoke tobacco? . . . .	85
202	How wrong do your parents feel it would be for YOU to: smoke marijuana? . . . .	85
203	How wrong do your parents feel it would be for YOU to: use prescription drugs not prescribed to you? . . . .	86
204	How wrong do your parents feel it would be for YOU to: steal something worth more than \$5? . . . .	86
205	How wrong do your parents feel it would be for YOU to: draw graffiti, write things, or draw pictures on buildings or other property (without the owner's permission)? . . . .	86
206	How wrong do your parents feel it would be for YOU to: pick a fight with someone? . . . .	87
207	During the past 12 months, have you talked with at least one of your parents about the dangers of underage drinking and/or drinking and driving? By parents, we mean either your biological parents, adoptive parents, stepparents, or adult guardians - whether or not they live with you. . . .	87
208	The rules in my family are clear. . . .	87
209	People in my family often insult or yell at each other. . . .	88
210	When I am not at home, one of my parents knows where I am and who I am with. . . .	88
211	We argue about the same things in my family over and over. . . .	88

212	If you drank some beer or wine or liquor (for example, vodka, whiskey, or gin) without your parents' permission, would you be caught by your parents? . . . .	89
213	My family has clear rules about alcohol and drug use. . . .	89
214	If you carried a handgun without your parents' permission, would you be caught by your parents? . . . .	89
215	If you skipped school would you be caught by your parents? . . . .	90
216	My parents ask if I've gotten my homework done. . . .	90
217	People in my family have serious arguments. . . .	90
218	Would your parents know if you did not come home on time? . . . .	91
219	Have any of your brothers or sisters ever: drunk beer, wine or hard liquor (for example, vodka, whiskey or gin)? . . . .	91
220	Have any of your brothers or sisters ever: smoked marijuana? . . . .	91
221	Have any of your brothers or sisters ever: smoked cigarettes? . . . .	91
222	Have any of your brothers or sisters ever: taken a handgun to school? .	92
223	Have any of your brothers or sisters ever: been suspended or expelled from school? . . . .	92
224	Have you changed homes in the past year (the last 12 months)? . . .	92
225	How many times have you changed homes since kindergarten? . . . .	92
226	Have you changed schools (including changing from elementary to middle and middle to high school) in the past year? . . . .	93
227	How many times have you changed schools since kindergarten (including changing from elementary to middle and middle to high school)? . . . .	93
228	Has anyone in your family ever had severe alcohol or drug problems? .	93
229	About how many adults (over 21) have you known personally who in the past year have: used marijuana, crack, cocaine, or other drugs? .	94
230	About how many adults (over 21) have you known personally who in the past year have: sold or dealt drugs? . . . .	94
231	About how many adults (over 21) have you known personally who in the past year have: done other things that could get them in trouble with the police, like stealing, selling stolen goods, mugging or assaulting others, etc.? . . . .	94
232	About how many adults (over 21) have you known personally who in the past year have: gotten drunk or high? . . . .	95
233	Have you seen or heard information about underage drinking in the past 12 months from the following sources? Radio . . . .	95
234	Have you seen or heard information about underage drinking in the past 12 months from the following sources? TV. . . .	95
235	Have you seen or heard information about underage drinking in the past 12 months from the following sources? Print. This includes information on underage drinking you may have seen in the newspaper, on a billboard, in pamphlets, on stickers, etc. . . .	95



236	Have you seen or heard information about underage drinking in the past 12 months from the following sources? Website or social media? (Facebook, Myspace, website, etc.) . . . . .	96
237	The next questions ask about your opinions of the information you saw or heard. If you have seen or heard more than one ad, please think about your favorite ad when answering these questions. The information about underage drinking that I saw or heard was convincing. . . . .	96
238	The next questions ask about your opinions of the information you saw or heard. If you have seen or heard more than one ad, please think about your favorite ad when answering these questions. The information about underage drinking that I saw or heard grabbed my attention. . . . .	96
239	The next questions ask about your opinions of the information you saw or heard. If you have seen or heard more than one ad, please think about your favorite ad when answering these questions. The information about underage drinking that I saw or heard said something important to me. . . . .	97
240	The next questions ask about your opinions of the information you saw or heard. If you have seen or heard more than one ad, please think about your favorite ad when answering these questions. Seeing or hearing this information about underage drinking made me want to stop or decrease my drinking. . . . .	97
241	How honest were you in filling out this survey? . . . . .	97

## List of Figures

1	Grade Chart . . . . .	11
2	Gender Chart . . . . .	12
3	Age Chart . . . . .	13
4	Ethnic Origin Chart . . . . .	14

# 1 INTRODUCTION

This report was generated from data collected on the *2012 Arkansas Prevention Needs Assessment Student Survey*. This report contains basic frequency tables of all data collected and graphs on the selected demographic variables of grade, gender, age and ethnic origin. The graph on ethnic origin is represented as a bar chart rather than as a pie chart. This is because students were allowed to mark more than one response for ethnic origin as opposed to being allowed to mark only one response. The bars represent the percent of students who marked each of the ethnic categories.

Questions regarding the information found in this report can be directed to:

**Pride Surveys**

160 Vanderbilt Court  
Bowling Green, KY 42103  
1-800-279-6361  
[www.pridesurveys.com](http://www.pridesurveys.com)

# Grade Chart

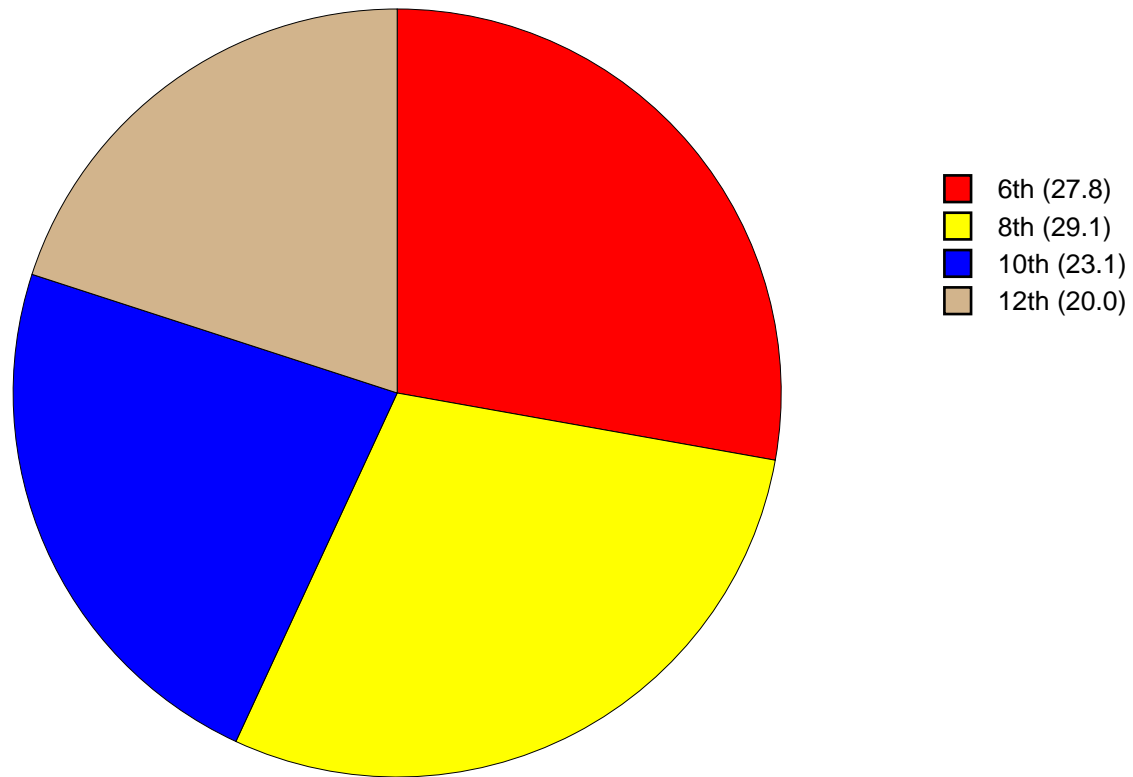


Figure 1: Grade Chart

## Gender Chart

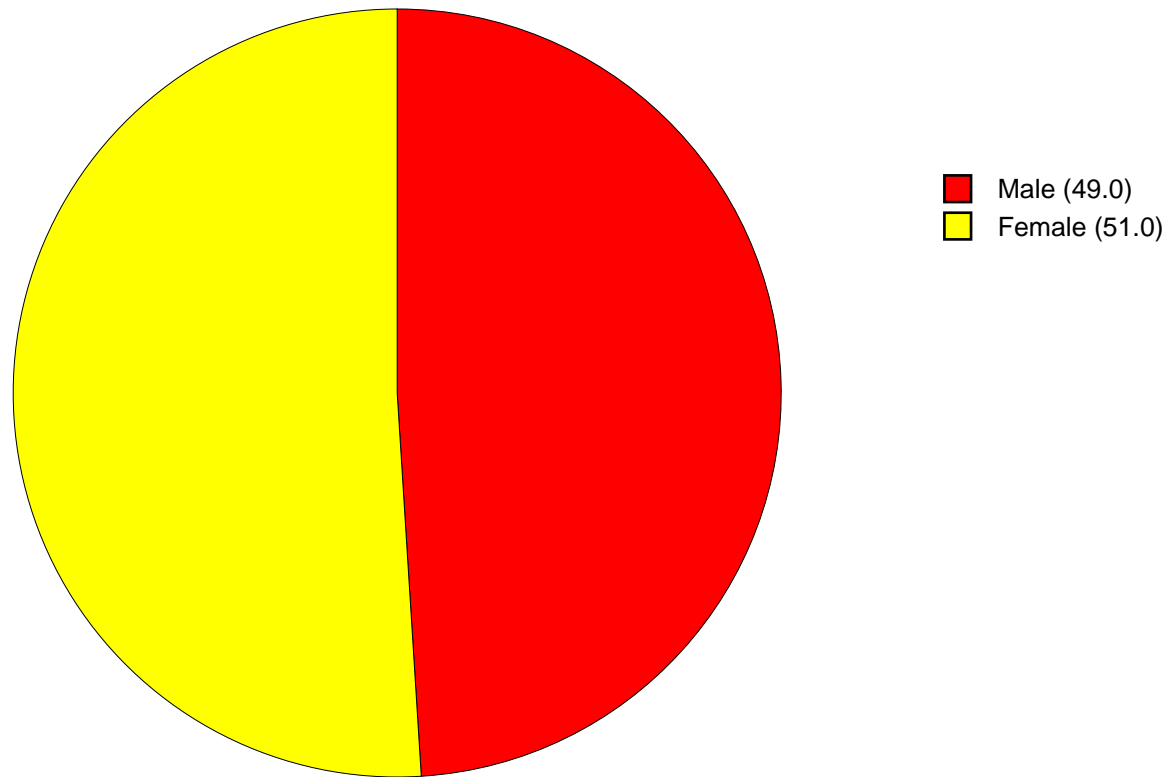


Figure 2: Gender Chart

# Age Chart

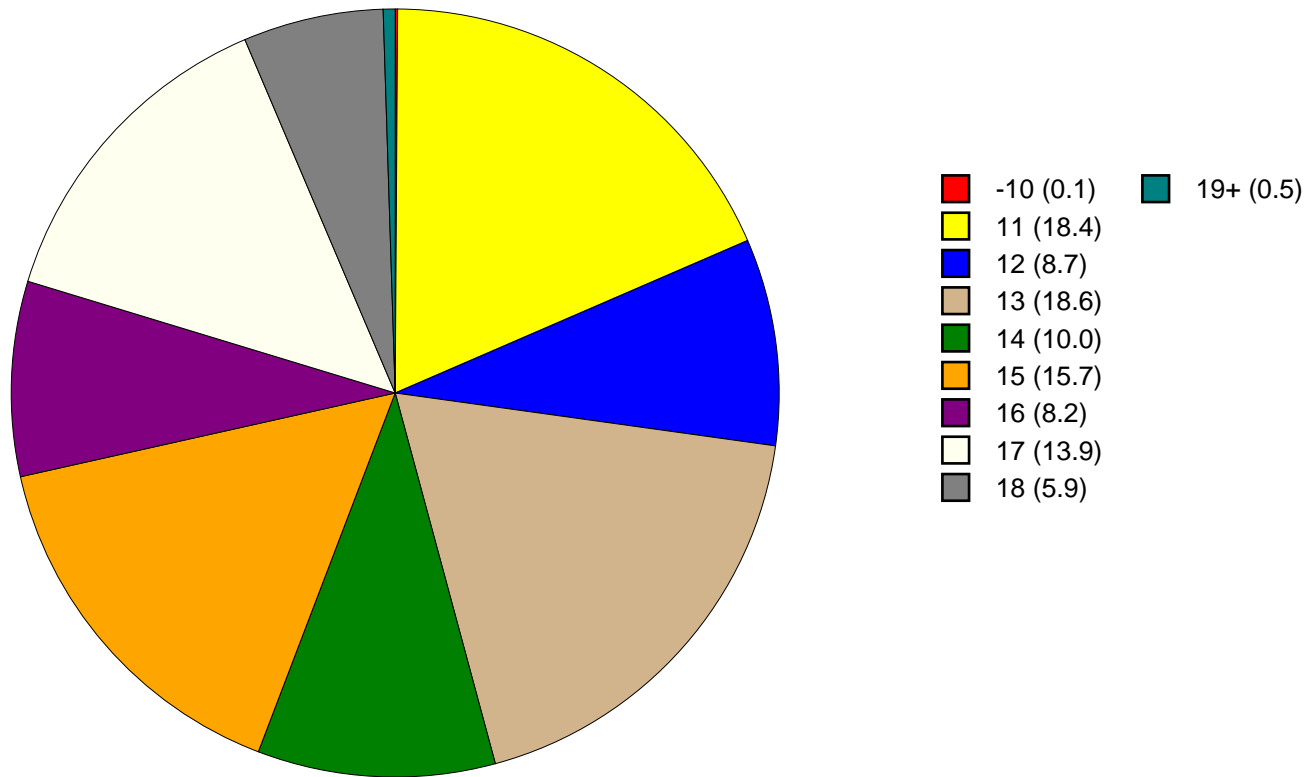


Figure 3: Age Chart

# Ethnic Origin Chart

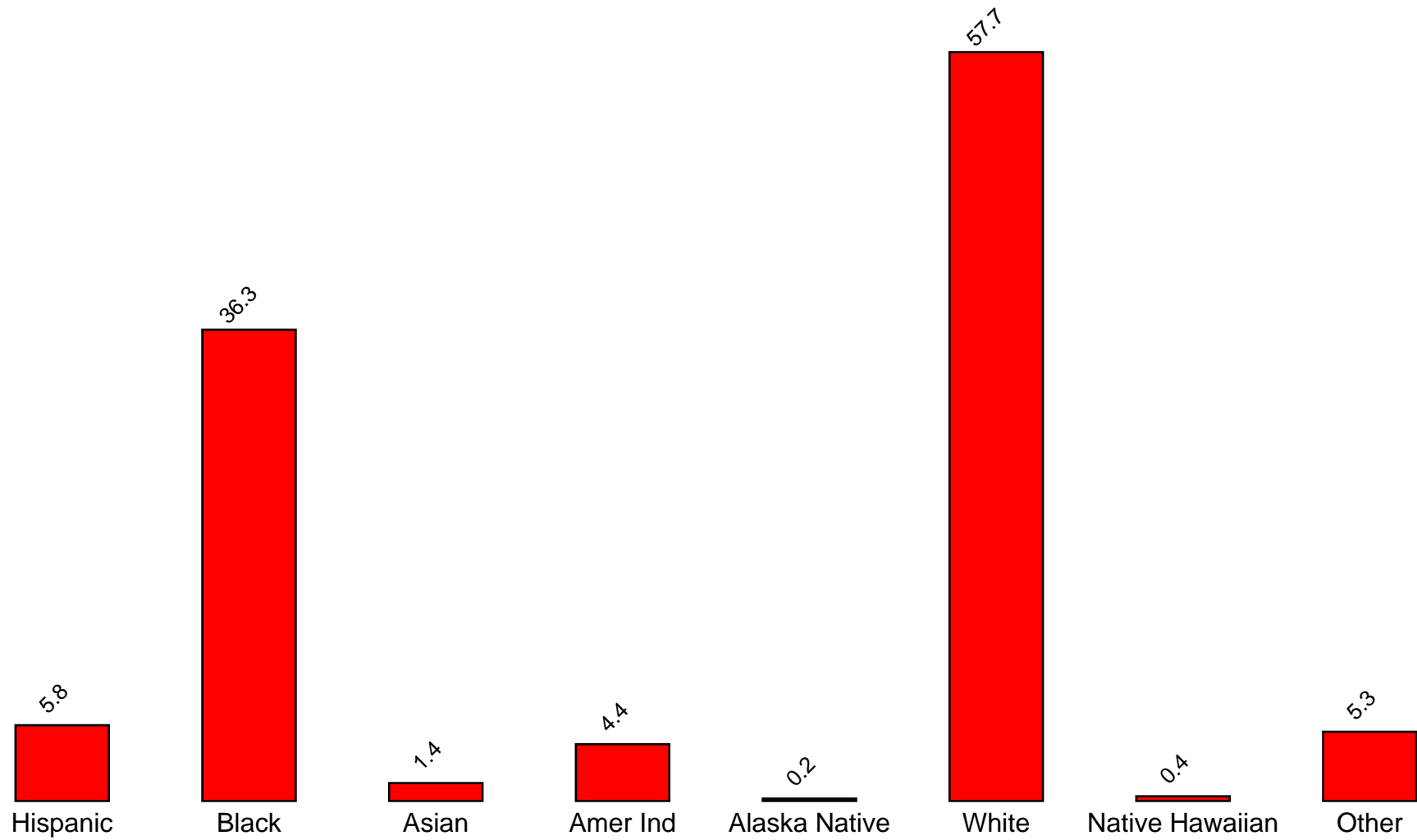


Figure 4: Ethnic Origin Chart

## 2 PERCENTAGE TABLES

The following tables contain frequency distribution detailing how your students responded to each question on the survey. The tables appear in the same order as the questions on the survey. The tables include breakdowns by grade level as well as overall percentages. The *N of Valid* row is a frequency count of the number of valid responses to each question for each grade and overall. The *N of Miss* row is a frequency count of the number of invalid (marked more than one response) or missing (i.e. did not respond) responses to each question for each grade and overall.

For the questions that allowed more than one response (i.e. race, live with, etc.) each response becomes a separate table. If a student did not mark the response, that was counted as a NO response, and if they did mark the response, that was counted as a YES response. Since a non response is a valid response for these questions, the *N of Miss* will always be zero for these questions.



Table 1: Sex



Response	6	8	10	12	Total	
Male	51.5	49.8	46.0	47.7	49.0	
Female	48.5	50.2	54.0	52.3	51.0	
N of Valid	460	480	385	331	1656	
N of Miss	3	6	1	2	12	

Table 2: Age











Response	6	8	10	12	Total	
10 or younger	0.2	0.0	0.0	0.0	0.1	
11	66.6	0.0	0.0	0.0	18.4	
12	30.8	0.6	0.0	0.0	8.7	
13	2.4	61.7	0.0	0.0	18.6	
14	0.0	34.1	0.3	0.0	10.0	
15	0.0	3.1	63.6	0.0	15.7	
16	0.0	0.4	34.5	0.3	8.2	
17	0.0	0.0	1.6	67.6	13.9	
18	0.0	0.0	0.0	29.4	5.9	
19 or older	0.0	0.0	0.0	2.7	0.5	
N of Valid	458	481	385	333	1657	
N of Miss	5	5	1	0	11	

Table 3: Are you Hispanic or Latino?



Response	6	8	10	12	Total	
No	93.8	95.3	93.9	93.3	94.2	
Yes	6.2	4.7	6.1	6.7	5.8	
N of Valid	436	469	377	328	1610	
N of Miss	27	17	9	5	58	

Table 4: What is your race? Black or African American



Response	6	8	10	12	Total	
No	61.6	63.4	69.7	60.1	63.7	
Yes	38.4	36.6	30.3	39.9	36.3	
N of Valid	463	486	386	333	1668	
N of Miss	0	0	0	0	0	

Table 5: What is your race? Asian



Response	6	8	10	12	Total	
No	99.1	98.1	98.4	98.8	98.6	
Yes	0.9	1.9	1.6	1.2	1.4	
N of Valid	463	486	386	333	1668	
N of Miss	0	0	0	0	0	

Table 6: What is your race? American Indian



Response	6	8	10	12	Total	
No	95.0	94.0	97.7	96.4	95.6	
Yes	5.0	6.0	2.3	3.6	4.4	
N of Valid	463	486	386	333	1668	
N of Miss	0	0	0	0	0	

Table 7: What is your race? Alaska Native



Response	6	8	10	12	Total	
No	99.8	99.8	99.7	100.0	99.8	
Yes	0.2	0.2	0.3	0.0	0.2	
N of Valid	463	486	386	333	1668	
N of Miss	0	0	0	0	0	

Table 8: What is your race? White



Response	6	8	10	12	Total	
No	45.6	41.8	36.3	45.3	42.3	
Yes	54.4	58.2	63.7	54.7	57.7	
N of Valid	463	486	386	333	1668	
N of Miss	0	0	0	0	0	

Table 9: What is your race? Native Hawaiian or Other Pacific Islander



Response	6	8	10	12	Total	
No	99.8	99.6	99.5	99.7	99.6	
Yes	0.2	0.4	0.5	0.3	0.4	
N of Valid	463	486	386	333	1668	
N of Miss	0	0	0	0	0	

Table 10: What is your race? Other



Response	6	8	10	12	Total	
No	93.1	96.5	95.3	93.4	94.7	
Yes	6.9	3.5	4.7	6.6	5.3	
N of Valid	463	486	386	333	1668	
N of Miss	0	0	0	0	0	

Table 11: What is the highest level of schooling completed by your mother or father?









Response	6	8	10	12	Total	
Completed grade school or less	1.6	1.3	0.5	2.8	1.5	
Some high school	4.5	4.7	6.6	10.5	6.2	
Completed high school	13.9	15.9	16.1	23.7	16.9	
Some college	9.9	16.1	19.2	16.6	15.2	
Completed college	26.0	26.3	31.3	26.8	27.5	
Graduate or professional school after college	12.1	8.7	10.0	11.4	10.5	
Don't know	30.7	25.0	13.7	6.5	20.2	
Does not apply	1.3	2.1	2.6	1.8	2.0	
N of Valid	446	472	380	325	1623	
N of Miss	17	14	6	8	45	

Table 12: Think of where you live most of the time. Which of the following people live there with you? Mother



Response	6	8	10	12	Total	
No	12.3	15.0	14.8	18.9	15.0	
Yes	87.7	85.0	85.2	81.1	85.0	
N of Valid	463	486	386	333	1668	
N of Miss	0	0	0	0	0	

Table 13: Think of where you live most of the time. Which of the following people live there with you? Stepmother



Response	6	8	10	12	Total	
No	96.3	96.3	94.6	95.5	95.7	
Yes	3.7	3.7	5.4	4.5	4.3	
N of Valid	463	486	386	333	1668	
N of Miss	0	0	0	0	0	

Table 14: Think of where you live most of the time. Which of the following people live there with you? Foster Mother



Response	6	8	10	12	Total	
No	99.8	99.6	99.7	99.7	99.7	
Yes	0.2	0.4	0.3	0.3	0.3	
N of Valid	463	486	386	333	1668	
N of Miss	0	0	0	0	0	

Table 15: Think of where you live most of the time. Which of the following people live there with you? Grandmother



Response	6	8	10	12	Total	
No	83.6	84.6	89.6	85.6	85.7	
Yes	16.4	15.4	10.4	14.4	14.3	
N of Valid	463	486	386	333	1668	
N of Miss	0	0	0	0	0	

Table 16: Think of where you live most of the time. Which of the following people live there with you? Aunt



Response	6	8	10	12	Total	
No	94.6	95.1	96.9	97.3	95.8	
Yes	5.4	4.9	3.1	2.7	4.2	
N of Valid	463	486	386	333	1668	
N of Miss	0	0	0	0	0	

Table 17: Think of where you live most of the time. Which of the following people live there with you? Father



Response	6	8	10	12	Total	
No	45.1	51.4	46.6	53.2	48.9	
Yes	54.9	48.6	53.4	46.8	51.1	
N of Valid	463	486	386	333	1668	
N of Miss	0	0	0	0	0	

Table 18: Think of where you live most of the time. Which of the following people live there with you? Stepfather



Response	6	8	10	12	Total	
No	84.2	82.7	82.4	84.4	83.4	
Yes	15.8	17.3	17.6	15.6	16.6	
N of Valid	463	486	386	333	1668	
N of Miss	0	0	0	0	0	

Table 19: Think of where you live most of the time. Which of the following people live there with you? Foster Father



Response	6	8	10	12	Total	
No	99.8	99.8	99.5	99.7	99.7	
Yes	0.2	0.2	0.5	0.3	0.3	
N of Valid	463	486	386	333	1668	
N of Miss	0	0	0	0	0	

Table 20: Think of where you live most of the time. Which of the following people live there with you? Grandfather



Response	6	8	10	12	Total	
No	89.6	92.0	95.3	92.5	92.2	
Yes	10.4	8.0	4.7	7.5	7.8	
N of Valid	463	486	386	333	1668	
N of Miss	0	0	0	0	0	

Table 21: Think of where you live most of the time. Which of the following people live there with you? Uncle



Response	6	8	10	12	Total	
No	96.1	95.3	96.6	97.3	96.2	
Yes	3.9	4.7	3.4	2.7	3.8	
N of Valid	463	486	386	333	1668	
N of Miss	0	0	0	0	0	

Table 22: Think of where you live most of the time. Which of the following people live there with you? Other Adults

Response	6	8	10	12	Total	
No	98.9	96.9	98.7	98.2	98.1	
Yes	1.1	3.1	1.3	1.8	1.9	
N of Valid	463	486	386	333	1668	
N of Miss	0	0	0	0	0	

Table 23: Think of where you live most of the time. Which of the following people live there with you? Brother(s)

Response	6	8	10	12	Total	
No	54.4	56.8	60.9	64.3	58.6	
Yes	45.6	43.2	39.1	35.7	41.4	
N of Valid	463	486	386	333	1668	
N of Miss	0	0	0	0	0	

Table 24: Think of where you live most of the time. Which of the following people live there with you? Stepbrother(s)

Response	6	8	10	12	Total	
No	95.2	97.3	96.1	97.6	96.5	
Yes	4.8	2.7	3.9	2.4	3.5	
N of Valid	463	486	386	333	1668	
N of Miss	0	0	0	0	0	

Table 25: Think of where you live most of the time. Which of the following people live there with you? Sister(s)

Response	6	8	10	12	Total	
No	58.7	59.9	62.2	69.4	62.0	
Yes	41.3	40.1	37.8	30.6	38.0	
N of Valid	463	486	386	333	1668	
N of Miss	0	0	0	0	0	



Table 26: Think of where you live most of the time. Which of the following people live there with you? Stepsister(s)



Response	6	8	10	12	Total	
No	96.5	97.9	97.9	98.5	97.7	
Yes	3.5	2.1	2.1	1.5	2.3	
N of Valid	463	486	386	333	1668	
N of Miss	0	0	0	0	0	

Table 27: Think of where you live most of the time. Which of the following people live there with you? Other Children



Response	6	8	10	12	Total	
No	95.0	95.9	97.4	95.2	95.9	
Yes	5.0	4.1	2.6	4.8	4.1	
N of Valid	463	486	386	333	1668	
N of Miss	0	0	0	0	0	

Table 28: In my school, students have lots of chances to help decide things like class activities and rules.





Response	6	8	10	12	Total	
NO!	22.3	19.2	22.4	27.6	22.5	
no	36.2	35.1	29.9	29.7	33.1	
yes	33.8	40.1	39.1	34.5	37.0	
YES!	7.6	5.6	8.6	8.2	7.4	
N of Valid	458	479	384	330	1651	
N of Miss	5	7	2	3	17	

Table 29: Teachers ask me to work on special classroom projects.





Response	6	8	10	12	Total	
NO!	12.1	8.5	14.6	12.7	11.7	
no	28.9	33.7	34.5	35.8	33.0	
yes	40.8	46.2	43.3	43.9	43.6	
YES!	18.2	11.6	7.6	7.6	11.7	
N of Valid	456	483	383	330	1652	
N of Miss	7	3	3	3	16	

Table 30: My teacher(s) notices when I am doing a good job and lets me know about it.


Response	6	8	10	12	Total	
NO!	5.0	10.2	8.1	10.9	8.4	
no	11.6	18.1	20.6	23.6	18.0	
yes	44.9	50.8	50.7	49.7	48.9	
YES!	38.5	20.8	20.6	15.8	24.7	
N of Valid	457	480	383	330	1650	
N of Miss	6	6	3	3	18	

Table 31: There are lots of chances for students in my school to get involved in sports, clubs, and other school activities outside of class.


Response	6	8	10	12	Total	
NO!	8.3	2.3	2.6	3.3	4.2	
no	18.0	6.0	5.7	6.4	9.3	
yes	40.9	41.0	35.3	39.7	39.4	
YES!	32.8	50.7	56.4	50.6	47.0	
N of Valid	460	483	385	330	1658	
N of Miss	3	3	1	3	10	

Table 32: There are lots of chances for students in my school to talk with a teacher one-on-one.


Response	6	8	10	12	Total	
NO!	8.1	8.7	9.9	8.8	8.8	
no	16.9	19.5	18.0	19.7	18.5	
yes	46.4	46.8	48.7	57.3	49.2	
YES!	28.6	25.1	23.4	14.2	23.5	
N of Valid	455	483	384	330	1652	
N of Miss	8	3	2	3	16	

Table 33: I feel safe at my school.





Response	6	8	10	12	Total	
NO!	14.8	13.4	16.1	15.4	14.8	
no	12.9	18.0	16.7	13.9	15.4	
yes	42.0	48.3	46.4	48.0	46.1	
YES!	30.3	20.3	20.8	22.7	23.7	
N of Valid	459	478	384	331	1652	
N of Miss	4	8	2	2	16	

Table 34: The school lets my parents know when I have done something well.





Response	6	8	10	12	Total	
NO!	14.7	18.9	22.6	29.9	20.8	
no	31.6	40.1	37.1	42.4	37.5	
yes	33.4	30.1	32.1	22.3	29.9	
YES!	20.2	10.8	8.2	5.5	11.7	
N of Valid	455	481	380	328	1644	
N of Miss	8	5	6	5	24	

Table 35: My teachers praise me when I work hard in school.





Response	6	8	10	12	Total	
NO!	15.2	21.1	16.2	20.3	18.2	
no	26.1	35.5	36.4	37.9	33.6	
yes	36.2	34.0	40.8	36.1	36.6	
YES!	22.5	9.3	6.5	5.8	11.6	
N of Valid	448	473	382	330	1633	
N of Miss	15	13	4	3	35	

Table 36: Are your school grades better than the grades of most students in your class?

Response	6	8	10	12	Total
NO!	9.5	5.9	7.0	3.9	6.8
no	28.0	30.7	25.0	25.5	27.6
yes	45.7	42.5	50.8	49.1	46.7
YES!	16.8	20.8	17.2	21.5	19.0
N of Valid	453	475	384	330	1642
N of Miss	10	11	2	3	26

Table 37: I have lots of chances to be part of class discussions or activities.

Response	6	8	10	12	Total
NO!	4.4	5.0	4.7	7.9	5.3
no	16.4	19.0	17.2	18.1	17.7
yes	47.0	56.1	56.2	57.4	53.9
YES!	32.2	19.9	21.9	16.6	23.1
N of Valid	457	478	384	331	1650
N of Miss	6	8	2	2	18

Table 38: Now thinking back over the past year in school, how often did you: enjoy being in school?

Response	6	8	10	12	Total
Never	13.6	13.3	15.6	14.7	14.2
Seldom	8.3	9.4	14.8	15.0	11.5
Sometimes	42.8	42.2	42.4	42.3	42.4
Often	18.0	23.3	21.1	20.4	20.7
Almost always	17.3	11.9	6.0	7.5	11.1
N of Valid	456	481	384	333	1654
N of Miss	7	5	2	0	14

Table 39: Now thinking back over the past year in school, how often did you: hate being in school?






Response	6	8	10	12	Total	
Never	18.8	7.1	5.5	4.8	9.5	
Seldom	15.8	23.1	16.3	18.4	18.6	
Sometimes	34.6	31.9	37.6	38.3	35.2	
Often	16.1	19.6	21.3	19.3	19.0	
Almost always	14.7	18.3	19.2	19.3	17.7	
N of Valid	448	480	380	332	1640	
N of Miss	15	6	6	1	28	

Table 40: Now thinking back over the past year in school, how often did you: try to do your best work in school?






Response	6	8	10	12	Total	
Never	0.7	0.2	1.3	1.5	0.9	
Seldom	1.6	1.7	1.8	3.0	2.0	
Sometimes	8.2	10.3	16.1	14.5	11.9	
Often	18.2	33.3	33.5	34.4	29.4	
Almost always	71.4	54.6	47.2	46.5	55.9	
N of Valid	451	478	379	331	1639	
N of Miss	12	8	7	2	29	

Table 41: How often do you feel that the school work you are assigned is meaningful and important?






Response	6	8	10	12	Total	
Never	6.2	6.1	10.2	7.3	7.3	
Seldom	10.6	11.1	23.1	19.6	15.5	
Sometimes	23.5	32.8	30.2	38.7	30.8	
Often	31.0	32.0	26.0	23.3	28.6	
Almost always	28.6	18.0	10.5	11.2	17.8	
N of Valid	451	478	381	331	1641	
N of Miss	12	8	5	2	27	

Table 42: Putting them all together, what were your grades like last year?

Response	6	8	10	12	Total	
Mostly F's	2.7	1.3	0.5	0.0	1.3	
Mostly D's	2.3	4.2	3.2	1.2	2.8	
Mostly C's	11.8	24.4	23.3	20.4	19.8	
Mostly B's	40.8	40.4	36.5	48.8	41.3	
Mostly A's	42.4	29.6	36.5	29.6	34.8	
N of Valid	441	450	378	328	1597	
N of Miss	22	36	8	5	71	

Table 43: How important do you think the things you are learning in school are going to be for your later life?

Response	6	8	10	12	Total	
Very important	59.2	43.4	24.8	13.6	37.5	
Quite important	20.0	27.1	26.9	26.9	25.0	
Fairly important	12.1	18.4	25.6	33.2	21.3	
Slightly important	6.8	8.6	17.5	20.5	12.6	
Not at all important	2.0	2.5	5.2	5.7	3.6	
N of Valid	456	479	383	331	1649	
N of Miss	7	7	3	2	19	

Table 44: How interesting are most of your courses to you?

Response	6	8	10	12	Total	
Very interesting and stimulating	18.7	9.8	5.5	6.0	10.5	
Quite interesting	30.0	31.3	24.5	22.6	27.6	
Fairly interesting	33.3	36.5	41.9	43.1	38.2	
Slightly dull	11.3	14.0	19.3	21.7	16.0	
Very dull	6.7	8.4	8.9	6.6	7.7	
N of Valid	450	479	384	332	1645	
N of Miss	13	7	2	1	23	

Table 45: During the LAST FOUR WEEKS how many whole days of school have you missed because you skipped or 'cut'?








Response	6	8	10	12	Total	
None	66.4	75.3	66.0	50.6	65.7	
1	11.6	8.4	12.0	19.6	12.4	
2	8.1	6.1	8.4	8.1	7.6	
3	6.6	4.4	5.5	8.7	6.1	
04/05/13	6.1	4.2	5.5	7.5	5.7	
06/10/13	0.9	0.8	1.0	3.6	1.5	
11 or more	0.2	0.8	1.6	1.8	1.0	
N of Valid	456	478	382	332	1648	
N of Miss	7	8	4	1	20	

Table 46: What are the chances you would be seen as cool if you: smoked cigarettes?






Response	6	8	10	12	Total	
No or very little chance	87.2	67.4	55.5	56.5	67.8	
Little chance	7.2	15.7	21.4	20.7	15.7	
Some chance	4.5	8.3	13.3	13.1	9.4	
Pretty good chance	1.1	5.3	4.4	5.5	4.0	
Very good chance	0.0	3.4	5.5	4.3	3.1	
N of Valid	446	472	384	329	1631	
N of Miss	17	14	2	4	37	

Table 47: What are the chances you would be seen as cool if you: worked hard at school?






Response	6	8	10	12	Total	
No or very little chance	7.8	12.3	12.5	9.7	10.6	
Little chance	6.7	15.0	16.2	18.2	13.6	
Some chance	18.0	23.0	24.8	28.6	23.2	
Pretty good chance	20.7	23.3	25.3	23.7	23.1	
Very good chance	46.9	26.4	21.1	19.8	29.5	
N of Valid	450	473	383	329	1635	
N of Miss	13	13	3	4	33	



Table 48: What are the chances you would be seen as cool if you: began drinking alcoholic beverages regularly, that is, at least once or twice a month?


Response	6	8	10	12	Total	
No or very little chance	82.3	59.7	42.4	36.3	57.1	
Little chance	11.0	15.3	16.0	13.7	14.0	
Some chance	4.3	12.0	15.7	23.2	13.0	
Pretty good chance	1.3	9.2	14.7	17.1	9.9	
Very good chance	1.1	3.8	11.3	9.8	6.0	
N of Valid	447	476	382	328	1633	
N of Miss	16	10	4	5	35	

Table 49: What are the chances you would be seen as cool if you: defended someone who was being verbally abused at school?

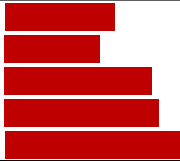
Response	6	8	10	12	Total	
No or very little chance	17.8	14.2	12.3	17.9	15.5	
Little chance	8.7	15.7	14.1	14.5	13.2	
Some chance	15.8	20.3	26.2	27.0	21.8	
Pretty good chance	20.7	23.3	24.6	23.0	22.8	
Very good chance	37.0	26.5	22.8	17.6	26.7	
N of Valid	449	472	382	330	1633	
N of Miss	14	14	4	3	35	

Table 50: What are the chances you would be seen as cool if you: smoked marijuana?


Response	6	8	10	12	Total	
No or very little chance	88.8	68.8	47.3	45.2	64.4	
Little chance	5.1	9.5	11.2	12.1	9.2	
Some chance	3.1	6.1	12.3	11.5	7.8	
Pretty good chance	1.3	7.6	11.2	11.8	7.6	
Very good chance	1.6	8.0	18.0	19.4	10.9	
N of Valid	447	474	383	330	1634	
N of Miss	16	12	3	3	34	

Table 51: What are the chances you would be seen as cool if you: carried a handgun?






Response	6	8	10	12	Total	
No or very little chance	82.2	70.5	63.4	65.3	71.0	
Little chance	7.8	10.9	12.0	14.9	11.1	
Some chance	4.7	7.2	9.4	8.5	7.3	
Pretty good chance	2.4	5.9	5.5	4.6	4.6	
Very good chance	2.9	5.5	9.7	6.7	6.0	
N of Valid	450	475	383	329	1637	
N of Miss	13	11	3	4	31	

Table 52: Think of your four best friends (the friends you feel closest to). In the past year (12 months), how many of your best friends have: participated in clubs, organizations or activities at school?






Response	6	8	10	12	Total	
0	19.6	12.3	12.3	10.9	14.0	
1	14.2	12.1	8.7	9.1	11.3	
2	19.3	15.3	21.3	15.5	17.8	
3	18.9	17.2	14.4	14.0	16.4	
4	28.0	43.1	43.3	50.5	40.5	
N of Valid	450	471	381	329	1631	
N of Miss	13	15	5	4	37	

Table 53: Think of your four best friends (the friends you feel closest to). In the past year (12 months), how many of your best friends have: smoked cigarettes?






Response	6	8	10	12	Total	
0	90.7	70.7	56.4	48.3	68.4	
1	5.3	11.1	17.5	19.9	12.8	
2	2.0	10.3	8.1	12.4	7.9	
3	0.9	3.4	6.0	7.6	4.2	
4	1.1	4.5	12.0	11.8	6.8	
N of Valid	453	467	383	331	1634	
N of Miss	10	19	3	2	34	

Table 54: Think of your four best friends (the friends you feel closest to). In the past year (12 months), how many of your best friends have: tried beer, wine or hard liquor (for example, vodka, whiskey, or gin) when their parents didn't know about it?






Response	6	8	10	12	Total	
0	83.0	54.8	32.3	24.5	51.2	
1	8.2	18.3	15.1	10.3	13.1	
2	3.5	10.4	16.7	17.9	11.5	
3	2.4	5.1	11.7	13.6	7.6	
4	2.9	11.3	24.2	33.6	16.5	
N of Valid	452	469	384	330	1635	
N of Miss	11	17	2	3	33	

Table 55: Think of your four best friends (the friends you feel closest to). In the past year (12 months), how many of your best friends have: made a commitment to stay drug-free?






Response	6	8	10	12	Total	
0	16.0	22.2	33.2	36.7	26.0	
1	6.1	9.2	15.2	16.4	11.2	
2	8.3	11.5	10.7	11.5	10.5	
3	10.6	12.4	11.8	11.2	11.5	
4	59.1	44.7	29.1	24.2	40.8	
N of Valid	445	468	382	330	1625	
N of Miss	18	18	4	3	43	

Table 56: Think of your four best friends (the friends you feel closest to). In the past year (12 months), how many of your best friends have: used marijuana?






Response	6	8	10	12	Total	
0	95.6	74.8	52.5	47.6	69.9	
1	2.4	12.2	11.8	12.8	9.5	
2	0.4	5.3	11.8	10.1	6.4	
3	0.7	2.8	8.1	8.2	4.5	
4	0.9	4.9	15.7	21.3	9.6	
N of Valid	452	468	381	328	1629	
N of Miss	11	18	5	5	39	

Table 57: Think of your four best friends (the friends you feel closest to). In the past year (12 months), how many of your best friends have: used prescription drugs or non-prescription drugs for the purposes of getting high?


Response	6	8	10	12	Total	
0	95.1	82.1	68.2	66.1	79.2	
1	2.2	9.6	9.4	11.2	7.8	
2	0.9	3.0	9.4	8.5	5.0	
3	0.4	3.4	5.2	6.4	3.6	
4	1.3	1.9	7.8	7.9	4.3	
N of Valid	452	470	384	330	1636	
N of Miss	11	16	2	3	32	

Table 58: Think of your four best friends (the friends you feel closest to). In the past year (12 months), how many of your best friends have: used synthetic marijuana (K2, spice) or bath salts?


Response	6	8	10	12	Total	
0	96.7	93.4	81.7	86.1	90.1	
1	2.2	3.6	6.8	4.5	4.2	
2	0.0	1.9	4.2	3.3	2.2	
3	0.4	0.2	2.1	1.5	1.0	
4	0.7	0.9	5.2	4.5	2.6	
N of Valid	448	470	382	330	1630	
N of Miss	15	16	4	3	38	

Table 59: Think of your four best friends (the friends you feel closest to). In the past year (12 months), how many of your best friends have: used LSD, cocaine, amphetamines, or other illegal drugs?


Response	6	8	10	12	Total	
0	97.8	92.3	85.7	90.0	91.8	
1	1.1	4.7	4.7	3.3	3.4	
2	0.7	1.7	3.9	1.5	1.9	
3	0.0	0.4	1.0	1.2	0.6	
4	0.4	0.9	4.7	4.0	2.3	
N of Valid	446	468	384	329	1627	
N of Miss	17	18	2	4	41	

Table 60: Think of your four best friends (the friends you feel closest to). In the past year (12 months), how many of your best friends have: tried to do well in school?






Response	6	8	10	12	Total	
0	2.5	2.3	5.0	3.4	3.2	
1	4.7	5.1	5.8	5.2	5.2	
2	6.9	9.8	14.7	11.6	10.5	
3	15.6	23.2	19.6	17.7	19.2	
4	70.3	59.6	55.0	62.2	62.0	
N of Valid	448	470	382	328	1628	
N of Miss	15	16	4	5	40	

Table 61: Think of your four best friends (the friends you feel closest to). In the past year (12 months), how many of your best friends have: been suspended from school?






Response	6	8	10	12	Total	
0	52.5	50.4	51.2	59.8	53.0	
1	21.9	17.3	19.8	16.8	19.1	
2	11.6	15.2	9.4	8.5	11.5	
3	5.6	5.6	7.0	5.8	6.0	
4	8.5	11.5	12.5	9.1	10.4	
N of Valid	448	468	383	328	1627	
N of Miss	15	18	3	5	41	

Table 62: Think of your four best friends (the friends you feel closest to). In the past year (12 months), how many of your best friends have: liked school?






Response	6	8	10	12	Total	
0	26.0	32.3	36.7	32.8	31.7	
1	13.9	14.3	14.3	11.6	13.6	
2	15.2	21.9	20.3	20.1	19.3	
3	18.9	13.8	12.0	15.8	15.2	
4	26.0	17.7	16.7	19.8	20.2	
N of Valid	454	470	384	329	1637	
N of Miss	9	16	2	4	31	

Table 63: Think of your four best friends (the friends you feel closest to). In the past year (12 months), how many of your best friends have: carried a handgun?






Response	6	8	10	12	Total	
0	93.3	89.6	85.3	84.2	88.6	
1	2.7	5.3	5.8	6.4	4.9	
2	2.0	2.1	2.6	3.3	2.4	
3	0.2	0.6	2.6	0.9	1.0	
4	1.8	2.3	3.7	5.2	3.1	
N of Valid	451	473	382	330	1636	
N of Miss	12	13	4	3	32	

Table 64: Think of your four best friends (the friends you feel closest to). In the past year (12 months), how many of your best friends have: sold illegal drugs?






Response	6	8	10	12	Total	
0	97.3	89.4	79.8	78.6	87.2	
1	1.6	5.1	9.7	7.3	5.6	
2	0.2	2.1	2.9	5.2	2.4	
3	0.2	1.7	2.9	3.4	1.9	
4	0.7	1.7	4.7	5.5	2.9	
N of Valid	451	470	382	327	1630	
N of Miss	12	16	4	6	38	

Table 65: Think of your four best friends (the friends you feel closest to). In the past year (12 months), how many of your best friends have: regularly attended religious services?






Response	6	8	10	12	Total	
0	31.2	16.4	12.3	11.5	18.5	
1	6.6	6.9	13.6	15.5	10.2	
2	9.3	15.9	17.5	19.7	15.3	
3	15.3	21.8	16.0	17.9	17.8	
4	37.6	39.0	40.6	35.5	38.3	
N of Valid	439	464	382	330	1615	
N of Miss	24	22	4	3	53	

Table 66: Think of your four best friends (the friends you feel closest to). In the past year (12 months), how many of your best friends have: stolen or tried to steal a motor vehicle such as a car or motorcycle?

Response	6	8	10	12	Total	
0	96.0	91.1	86.5	92.1	91.6	
1	3.3	5.7	5.5	2.7	4.4	
2	0.0	1.7	3.4	2.4	1.8	
3	0.0	0.9	2.1	0.9	0.9	
4	0.7	0.6	2.6	1.8	1.3	
N of Valid	453	470	384	330	1637	
N of Miss	10	16	2	3	31	

Table 67: Think of your four best friends (the friends you feel closest to). In the past year (12 months), how many of your best friends have: been arrested?

Response	6	8	10	12	Total	
0	92.9	81.5	74.7	80.0	82.7	
1	4.7	10.4	14.9	12.1	10.2	
2	2.0	3.6	5.7	2.7	3.5	
3	0.0	1.9	0.8	1.5	1.0	
4	0.4	2.5	3.9	3.6	2.5	
N of Valid	449	471	383	330	1633	
N of Miss	14	15	3	3	35	

Table 68: Think of your four best friends (the friends you feel closest to). In the past year (12 months), how many of your best friends have: dropped out of school?

Response	6	8	10	12	Total	
0	95.8	94.5	90.1	88.8	92.7	
1	2.9	4.0	5.2	7.6	4.7	
2	0.7	0.8	2.4	1.8	1.3	
3	0.0	0.6	0.3	0.6	0.4	
4	0.7	0.0	2.1	1.2	0.9	
N of Valid	453	471	382	330	1636	
N of Miss	10	15	4	3	32	



Table 69: Think of your four best friends (the friends you feel closest to). In the past year (12 months), how many of your best friends have: been members of a gang?






Response	6	8	10	12	Total	
0	90.7	82.6	81.2	83.3	84.7	
1	3.5	7.0	7.0	4.5	5.6	
2	2.2	2.3	2.9	3.9	2.7	
3	1.1	1.5	1.8	1.5	1.5	
4	2.4	6.6	7.0	6.7	5.6	
N of Valid	453	472	383	330	1638	
N of Miss	10	14	3	3	30	

Table 70: How old were you when you first: smoked marijuana?










Response	6	8	10	12	Total	
Never	99.1	89.3	72.4	62.9	82.8	
10 or younger	0.4	0.4	2.6	0.0	0.9	
11	0.2	2.1	1.6	2.1	1.5	
12	0.2	3.0	1.8	2.4	1.8	
13	0.0	4.3	5.0	2.7	2.9	
14	0.0	0.9	8.2	5.5	3.2	
15	0.0	0.0	7.1	7.0	3.1	
16	0.0	0.0	1.1	10.3	2.3	
17 or older	0.0	0.0	0.3	7.0	1.5	
N of Valid	455	469	380	329	1633	
N of Miss	8	17	6	4	35	

Table 71: How old were you when you first: smoked a cigarette, even just a puff?










Response	6	8	10	12	Total	
Never	90.8	70.6	61.8	54.8	71.0	
10 or younger	6.6	10.4	7.9	11.8	9.0	
11	2.2	7.6	4.2	3.9	4.6	
12	0.4	4.9	5.0	3.3	3.4	
13	0.0	5.7	4.2	4.5	3.5	
14	0.0	0.8	7.6	5.5	3.1	
15	0.0	0.0	8.1	5.5	3.0	
16	0.0	0.0	1.0	5.8	1.4	
17 or older	0.0	0.0	0.3	4.8	1.0	
N of Valid	457	472	382	330	1641	
N of Miss	6	14	4	3	27	

Table 72: How old were you when you first: had more than a sip or two of beer, wine or hard liquor (for example, vodka, whiskey, or gin)?










Response	6	8	10	12	Total	
Never	83.4	58.2	43.5	30.3	56.3	
10 or younger	9.8	11.0	12.7	8.5	10.6	
11	5.4	10.0	4.2	3.3	6.0	
12	1.3	7.4	6.1	6.7	5.2	
13	0.0	9.8	9.8	7.0	6.5	
14	0.0	2.8	11.6	10.9	5.7	
15	0.0	0.8	9.2	10.3	4.5	
16	0.0	0.0	2.6	9.4	2.5	
17 or older	0.0	0.0	0.3	13.6	2.8	
N of Valid	459	471	379	330	1639	
N of Miss	4	15	7	3	29	

Table 73: How old were you when you first: began drinking alcoholic beverages regularly, that is, at least once or twice a month?










Response	6	8	10	12	Total	
Never	97.8	88.6	74.0	64.7	83.0	
10 or younger	0.4	1.9	1.8	1.2	1.3	
11	1.5	1.9	0.5	0.9	1.3	
12	0.2	2.3	3.1	0.6	1.6	
13	0.0	2.8	4.5	2.4	2.3	
14	0.0	1.9	6.6	4.9	3.0	
15	0.0	0.6	7.6	6.4	3.2	
16	0.0	0.0	1.8	10.3	2.5	
17 or older	0.0	0.0	0.0	8.5	1.7	
N of Valid	458	472	381	329	1640	
N of Miss	5	14	5	4	28	

Table 74: How old were you when you first: used Daztrex?


Response	6	8	10	12	Total	
Never	100.0	100.0	100.0	100.0	100.0	
10 or younger	0.0	0.0	0.0	0.0	0.0	
11	0.0	0.0	0.0	0.0	0.0	
12	0.0	0.0	0.0	0.0	0.0	
13	0.0	0.0	0.0	0.0	0.0	
14	0.0	0.0	0.0	0.0	0.0	
15	0.0	0.0	0.0	0.0	0.0	
16	0.0	0.0	0.0	0.0	0.0	
17 or older	0.0	0.0	0.0	0.0	0.0	
N of Valid	449	468	381	328	1626	
N of Miss	14	18	5	5	42	

Table 75: How old were you when you first: got suspended from school?










Response	6	8	10	12	Total	
Never	72.5	68.3	66.3	63.2	68.0	
10 or younger	15.8	13.7	8.4	10.9	12.5	
11	8.1	5.6	4.2	1.5	5.1	
12	3.5	6.4	5.5	4.3	5.0	
13	0.0	4.1	7.6	4.3	3.8	
14	0.0	1.3	5.0	4.0	2.3	
15	0.0	0.6	2.9	4.9	1.8	
16	0.0	0.0	0.3	3.6	0.8	
17 or older	0.0	0.0	0.0	3.3	0.7	
N of Valid	455	467	383	329	1634	
N of Miss	8	19	3	4	34	

Table 76: How old were you when you first: got arrested?










Response	6	8	10	12	Total	
Never	98.0	91.9	90.6	89.4	92.8	
10 or younger	1.5	1.3	0.5	0.0	0.9	
11	0.4	0.6	0.5	0.3	0.5	
12	0.0	2.1	0.5	0.0	0.7	
13	0.0	2.5	3.1	1.2	1.7	
14	0.0	1.1	1.6	1.8	1.0	
15	0.0	0.4	3.1	2.7	1.4	
16	0.0	0.0	0.0	2.4	0.5	
17 or older	0.0	0.0	0.0	2.1	0.4	
N of Valid	457	472	382	331	1642	
N of Miss	6	14	4	2	26	

Table 77: How old were you when you first: carried a handgun?










Response	6	8	10	12	Total	
Never	95.4	92.5	93.4	89.4	92.9	
10 or younger	2.4	2.1	1.8	2.1	2.1	
11	1.7	2.4	1.0	0.0	1.4	
12	0.4	0.6	0.5	0.6	0.5	
13	0.0	1.7	0.8	1.2	0.9	
14	0.0	0.6	1.3	1.2	0.7	
15	0.0	0.0	0.8	1.2	0.4	
16	0.0	0.0	0.3	2.1	0.5	
17 or older	0.0	0.0	0.0	2.1	0.4	
N of Valid	458	467	381	331	1637	
N of Miss	5	19	5	2	31	

Table 78: How old were you when you first: attacked someone with the idea of seriously hurting them?










Response	6	8	10	12	Total	
Never	85.1	77.7	73.0	73.1	77.7	
10 or younger	8.3	8.1	7.9	7.6	8.0	
11	4.8	3.0	1.8	3.0	3.2	
12	1.8	3.0	3.7	1.2	2.4	
13	0.0	6.2	3.7	3.3	3.3	
14	0.0	1.5	3.9	3.3	2.0	
15	0.0	0.4	4.2	2.7	1.7	
16	0.0	0.0	1.8	3.0	1.0	
17 or older	0.0	0.0	0.0	2.7	0.6	
N of Valid	456	467	381	331	1635	
N of Miss	7	19	5	2	33	

Table 79: How old were you when you first: belonged to a gang?










Response	6	8	10	12	Total	
Never	95.6	92.1	92.2	92.1	93.1	
10 or younger	2.0	1.5	2.6	3.0	2.2	
11	1.1	0.4	0.3	0.0	0.5	
12	1.1	1.7	0.5	0.9	1.1	
13	0.0	3.0	1.3	0.6	1.3	
14	0.0	1.1	1.6	1.5	1.0	
15	0.0	0.2	1.6	0.9	0.6	
16	0.0	0.0	0.0	0.6	0.1	
17 or older	0.2	0.0	0.0	0.3	0.1	
N of Valid	457	469	383	331	1640	
N of Miss	6	17	3	2	28	

Table 80: How wrong do you think it is for someone your age to: take a handgun to school?





Response	6	8	10	12	Total	
Very wrong	90.4	82.1	83.3	83.4	85.0	
Wrong	6.3	13.5	7.8	9.0	9.3	
A little bit wrong	2.6	3.4	5.2	5.1	3.9	
Not wrong at all	0.7	1.1	3.6	2.4	1.8	
N of Valid	459	474	384	332	1649	
N of Miss	4	12	2	1	19	

Table 81: How wrong do you think it is for someone your age to: steal anything worth more than \$5?





Response	6	8	10	12	Total	
Very wrong	66.3	55.2	57.4	62.2	60.2	
Wrong	25.4	30.4	27.3	25.4	27.3	
A little bit wrong	6.6	11.6	11.4	7.9	9.4	
Not wrong at all	1.8	2.7	3.9	4.5	3.1	
N of Valid	457	473	385	331	1646	
N of Miss	6	13	1	2	22	

Table 82: How wrong do you think it is for someone your age to: pick a fight with someone?





Response	6	8	10	12	Total	
Very wrong	58.1	39.3	39.4	47.4	46.1	
Wrong	28.9	35.3	29.4	29.8	31.1	
A little bit wrong	10.8	19.5	21.8	16.4	17.0	
Not wrong at all	2.2	5.9	9.4	6.4	5.8	
N of Valid	453	473	381	329	1636	
N of Miss	10	13	5	4	32	

Table 83: How wrong do you think it is for someone your age to: attack someone with the idea of seriously hurting them?





Response	6	8	10	12	Total	
Very wrong	81.5	62.4	61.2	61.8	67.3	
Wrong	12.5	25.2	18.8	18.2	18.8	
A little bit wrong	5.1	8.9	12.8	10.0	9.0	
Not wrong at all	0.9	3.6	7.3	10.0	5.0	
N of Valid	455	473	384	330	1642	
N of Miss	8	13	2	3	26	

Table 84: How wrong do you think it is for someone your age to: stay away from school all day when their parents think they are at school?





Response	6	8	10	12	Total	
Very wrong	81.0	60.3	48.7	43.4	59.9	
Wrong	13.2	25.1	26.6	29.8	23.1	
A little bit wrong	4.9	10.5	16.4	18.4	11.9	
Not wrong at all	0.9	4.0	8.3	8.4	5.1	
N of Valid	453	474	384	332	1643	
N of Miss	10	12	2	1	25	

Table 85: How wrong do you think it is for someone your age to: drink beer, wine or hard liquor (for example, vodka, whiskey, or gin) regularly?





Response	6	8	10	12	Total	
Very wrong	85.7	63.0	45.8	39.5	60.6	
Wrong	10.7	18.8	21.3	21.1	17.6	
A little bit wrong	2.9	11.2	19.7	22.9	13.2	
Not wrong at all	0.7	7.0	13.2	16.6	8.6	
N of Valid	456	473	380	332	1641	
N of Miss	7	13	6	1	27	

Table 86: How wrong do you think it is for someone your age to: smoke cigarettes?





Response	6	8	10	12	Total	
Very wrong	85.5	67.6	57.4	50.5	66.7	
Wrong	11.9	18.9	18.0	18.7	16.7	
A little bit wrong	2.4	8.9	13.3	16.3	9.6	
Not wrong at all	0.2	4.7	11.2	14.5	6.9	
N of Valid	455	472	383	331	1641	
N of Miss	8	14	3	2	27	

Table 87: How wrong do you think it is for someone your age to: smoke marijuana?





Response	6	8	10	12	Total	
Very wrong	94.3	77.8	56.5	52.9	72.4	
Wrong	4.4	10.4	16.1	14.8	10.9	
A little bit wrong	1.1	6.4	12.2	11.8	7.4	
Not wrong at all	0.2	5.5	15.1	20.5	9.3	
N of Valid	459	472	384	331	1646	
N of Miss	4	14	2	2	22	



Table 88: How wrong do you think it is for someone your age to: use prescription drugs or non-prescription drugs for the purpose of getting high?





Response	6	8	10	12	Total	
Very wrong	92.1	84.7	75.0	69.0	81.3	
Wrong	6.6	9.1	12.2	14.8	10.3	
A little bit wrong	1.1	4.0	7.3	7.8	4.8	
Not wrong at all	0.2	2.1	5.5	8.4	3.7	
N of Valid	455	471	384	332	1642	
N of Miss	8	15	2	1	26	

Table 89: How wrong do you think it is for someone your age to: use synthetic marijuana (K2, spice) or bath salts?





Response	6	8	10	12	Total	
Very wrong	91.9	87.9	82.0	81.0	86.2	
Wrong	6.6	8.7	9.9	11.1	8.9	
A little bit wrong	1.1	1.9	4.9	3.9	2.8	
Not wrong at all	0.4	1.5	3.1	3.9	2.1	
N of Valid	454	472	384	332	1642	
N of Miss	9	14	2	1	26	

Table 90: How wrong do you think it is for someone your age to: use LSD, cocaine, amphetamines or another illegal drug?





Response	6	8	10	12	Total	
Very wrong	97.1	90.9	86.5	87.3	90.9	
Wrong	2.4	6.8	8.6	6.0	5.8	
A little bit wrong	0.2	1.5	2.6	3.3	1.8	
Not wrong at all	0.2	0.8	2.3	3.3	1.5	
N of Valid	455	472	384	331	1642	
N of Miss	8	14	2	2	26	

Table 91: At school during the past 12 months, did you receive help from the resource teacher, speech therapist or other special education teacher?



Response	6	8	10	12	Total	
No	76.8	87.1	88.9	89.7	85.3	
Yes	23.2	12.9	11.1	10.3	14.7	
N of Valid	401	433	351	301	1486	
N of Miss	62	53	35	32	182	

Table 92: How many times in the past year (12 months) have you: been suspended from school?









Response	6	8	10	12	Total	
Never	77.3	80.5	80.6	82.4	80.0	
1 to 2 times	17.4	14.2	14.9	12.4	14.9	
3 to 5 times	2.9	3.0	2.6	2.1	2.7	
6 to 9 times	1.3	1.7	0.3	0.9	1.1	
10 to 19 times	0.4	0.4	0.5	0.6	0.5	
20 to 29 times	0.2	0.0	0.3	0.0	0.1	
30 to 39 times	0.2	0.0	0.0	0.0	0.1	
40+ times	0.2	0.2	0.8	1.5	0.6	
N of Valid	453	472	382	330	1637	
N of Miss	10	14	4	3	31	

Table 93: How many times in the past year (12 months) have you: carried a handgun?








Response	6	8	10	12	Total	
Never	96.5	92.4	95.3	90.9	93.9	
1 to 2 times	1.5	2.5	0.5	3.0	1.9	
3 to 5 times	0.4	1.5	1.0	1.5	1.1	
6 to 9 times	1.3	1.1	0.5	0.6	0.9	
10 to 19 times	0.0	0.4	1.3	0.6	0.5	
20 to 29 times	0.0	0.8	0.0	0.6	0.4	
30 to 39 times	0.0	0.0	0.0	0.0	0.0	
40+ times	0.2	1.3	1.3	2.7	1.3	
N of Valid	453	472	383	331	1639	
N of Miss	10	14	3	2	29	

Table 94: How many times in the past year (12 months) have you: sold illegal drugs?









Response	6	8	10	12	Total	
Never	99.8	97.2	93.9	92.1	96.1	
1 to 2 times	0.2	0.9	1.3	3.0	1.2	
3 to 5 times	0.0	0.4	0.8	1.5	0.6	
6 to 9 times	0.0	0.4	1.1	0.9	0.6	
10 to 19 times	0.0	0.6	1.1	0.0	0.4	
20 to 29 times	0.0	0.2	0.0	0.3	0.1	
30 to 39 times	0.0	0.0	0.3	0.0	0.1	
40+ times	0.0	0.2	1.6	2.1	0.9	
N of Valid	449	469	380	328	1626	
N of Miss	14	17	6	5	42	

Table 95: How many times in the past year (12 months) have you: stolen or tried to steal a motor vehicle such as a car or motorcycle?








Response	6	8	10	12	Total	
Never	99.3	97.0	96.6	95.7	97.3	
1 to 2 times	0.4	2.3	2.4	2.4	1.8	
3 to 5 times	0.2	0.4	0.0	0.6	0.3	
6 to 9 times	0.0	0.0	0.3	0.3	0.1	
10 to 19 times	0.0	0.0	0.0	0.0	0.0	
20 to 29 times	0.0	0.0	0.0	0.3	0.1	
30 to 39 times	0.0	0.0	0.3	0.0	0.1	
40+ times	0.0	0.2	0.5	0.6	0.3	
N of Valid	448	473	381	327	1629	
N of Miss	15	13	5	6	39	

Table 96: How many times in the past year (12 months) have you: participated in clubs, organizations or activities at school?









Response	6	8	10	12	Total	
Never	29.6	23.8	23.6	22.7	25.1	
1 to 2 times	30.8	19.5	17.8	15.2	21.3	
3 to 5 times	16.8	15.5	13.6	13.3	15.0	
6 to 9 times	8.2	10.6	8.9	7.6	8.9	
10 to 19 times	6.0	9.1	8.4	11.2	8.5	
20 to 29 times	2.2	4.9	6.0	4.5	4.3	
30 to 39 times	0.2	1.9	2.1	3.6	1.8	
40+ times	6.2	14.6	19.6	21.8	14.9	
N of Valid	452	471	382	330	1635	
N of Miss	11	15	4	3	33	

Table 97: How many times in the past year (12 months) have you: been arrested?







Response	6	8	10	12	Total	
Never	98.4	93.0	92.7	92.4	94.3	
1 to 2 times	1.3	5.5	6.3	6.0	4.7	
3 to 5 times	0.0	1.1	0.3	0.3	0.4	
6 to 9 times	0.2	0.4	0.5	0.3	0.4	
10 to 19 times	0.0	0.0	0.3	0.3	0.1	
20 to 29 times	0.0	0.0	0.0	0.0	0.0	
30 to 39 times	0.0	0.0	0.0	0.0	0.0	
40+ times	0.0	0.0	0.0	0.6	0.1	
N of Valid	448	470	381	331	1630	
N of Miss	15	16	5	2	38	

Table 98: How many times in the past year (12 months) have you: attacked someone with the idea of seriously hurting them?








Response	6	8	10	12	Total	
Never	87.8	82.3	78.2	84.6	83.3	
1 to 2 times	8.8	9.3	13.2	8.5	9.9	
3 to 5 times	1.8	3.6	4.2	2.4	3.0	
6 to 9 times	0.7	1.3	2.1	1.8	1.4	
10 to 19 times	0.4	1.5	0.0	0.9	0.7	
20 to 29 times	0.0	0.4	0.5	0.3	0.3	
30 to 39 times	0.0	0.0	0.0	0.0	0.0	
40+ times	0.4	1.7	1.8	1.5	1.3	
N of Valid	452	474	380	331	1637	
N of Miss	11	12	6	2	31	

Table 99: How many times in the past year (12 months) have you: been drunk or high at school?









Response	6	8	10	12	Total	
Never	98.9	91.7	85.8	83.3	90.6	
1 to 2 times	0.9	3.8	6.8	5.5	4.1	
3 to 5 times	0.2	1.5	3.2	3.3	1.9	
6 to 9 times	0.0	1.1	0.3	1.5	0.7	
10 to 19 times	0.0	0.2	1.1	0.9	0.5	
20 to 29 times	0.0	0.8	0.5	0.6	0.5	
30 to 39 times	0.0	0.2	0.3	0.6	0.2	
40+ times	0.0	0.6	2.1	4.3	1.5	
N of Valid	445	471	380	329	1625	
N of Miss	18	15	6	4	43	

Table 100: How many times in the past year (12 months) have you: taken a handgun to school?


Response	6	8	10	12	Total	
Never	100.0	98.5	97.9	97.6	98.6	
1 to 2 times	0.0	0.4	0.8	0.6	0.4	
3 to 5 times	0.0	0.0	0.3	0.0	0.1	
6 to 9 times	0.0	0.2	0.3	0.6	0.2	
10 to 19 times	0.0	0.6	0.3	0.6	0.4	
20 to 29 times	0.0	0.0	0.0	0.0	0.0	
30 to 39 times	0.0	0.0	0.0	0.0	0.0	
40+ times	0.0	0.2	0.5	0.6	0.3	
N of Valid	449	469	380	328	1626	
N of Miss	14	17	6	5	42	

Table 101: Are you currently on probation, or assigned a probation officer with Juvenile Court?


Response	6	8	10	12	Total	
No	98.5	96.0	94.6	96.4	96.4	
Yes	1.5	4.0	5.4	3.6	3.6	
N of Valid	391	430	353	307	1481	
N of Miss	72	56	33	26	187	

Table 102: Have you ever belonged to a gang?


Response	6	8	10	12	Total	
No	92.4	88.3	89.0	90.1	90.0	
No, but would like to	0.7	1.7	2.4	2.1	1.6	
Yes, in the past	5.6	3.2	3.4	2.4	3.8	
Yes, belong now	1.1	6.4	5.2	5.4	4.4	
Yes, but would like to get out	0.2	0.4	0.0	0.0	0.2	
N of Valid	461	471	381	332	1645	
N of Miss	2	15	5	1	23	

Table 103: If you have ever belonged to a gang, did that gang have a name?

Response	6	8	10	12	Total	
No	9.0	9.2	13.2	13.4	10.9	
Yes	5.2	9.4	9.0	8.2	7.9	
I have never belonged to a gang	85.8	81.4	77.8	78.4	81.2	
N of Valid	458	468	378	328	1632	
N of Miss	5	18	8	5	36	

Table 104: You are at a party at someone's house, and one of your friends offers you a drink containing alcohol. What would you say or do?

Response	6	8	10	12	Total	
Drink it	4.6	19.1	34.8	44.1	23.7	
Tell your friend, 'No thanks, I don't drink' and suggest that you and your friend go and do something else	40.4	35.6	27.7	23.9	32.8	
Just say, 'No thanks' and walk away	38.0	31.1	30.1	27.5	32.1	
Make up a good excuse, tell your friend you had something else to do, and leave	17.0	14.2	7.4	4.5	11.4	
N of Valid	460	466	379	331	1636	
N of Miss	3	20	7	2	32	

Table 105: How often do you attend religious services or activities?

Response	6	8	10	12	Total	
Never	16.9	7.5	8.4	6.4	10.1	
Rarely	20.7	16.0	16.8	21.5	18.6	
1-2 Times a Month	8.0	9.4	12.9	17.6	11.5	
About Once a Week or More	54.3	67.1	61.9	54.5	59.8	
N of Valid	449	468	381	330	1628	
N of Miss	14	18	5	3	40	

Table 106: I think sometimes it's okay to cheat at school.





Response	6	8	10	12	Total	
NO!	60.6	25.6	20.0	18.1	32.6	
no	30.7	43.6	33.7	32.3	35.4	
yes	7.4	25.9	33.2	38.7	25.0	
YES!	1.3	4.9	13.2	10.9	7.0	
N of Valid	459	468	380	331	1638	
N of Miss	4	18	6	2	30	

Table 107: It is important to think before you act.





Response	6	8	10	12	Total	
NO!	2.8	2.6	2.4	1.8	2.4	
no	2.4	2.6	2.6	2.4	2.5	
yes	27.1	34.8	34.5	32.9	32.2	
YES!	67.7	60.0	60.5	62.8	62.9	
N of Valid	461	468	380	331	1640	
N of Miss	2	18	6	2	28	

Table 108: Sometimes I think that life is not worth it.





Response	6	8	10	12	Total	
NO!	53.6	46.2	47.2	51.5	49.6	
no	22.9	25.6	22.8	23.0	23.7	
yes	15.9	17.4	19.9	17.3	17.5	
YES!	7.6	10.8	10.1	8.2	9.2	
N of Valid	446	461	377	330	1614	
N of Miss	17	25	9	3	54	



Table 109: At times I think I am no good at all.

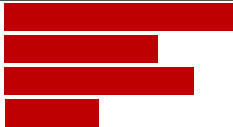
Response	6	8	10	12	Total	
NO!	38.1	32.5	34.4	38.3	35.7	
no	21.3	24.3	20.4	25.5	22.8	
yes	28.8	28.8	31.5	24.9	28.7	
YES!	11.8	14.4	13.8	11.2	12.9	
N of Valid	451	465	378	329	1623	
N of Miss	12	21	8	4	45	

Table 110: All in all, I am inclined to think that I am a failure.


Response	6	8	10	12	Total	
NO!	54.3	48.5	50.5	52.0	51.3	
no	27.9	31.0	26.9	33.6	29.7	
yes	12.6	13.6	16.0	9.8	13.1	
YES!	5.1	6.9	6.6	4.6	5.9	
N of Valid	451	462	376	327	1616	
N of Miss	12	24	10	6	52	

Table 111: In the past year, have you felt depressed or sad MOST days, even if you felt okay sometimes?


Response	6	8	10	12	Total	
NO!	27.6	28.4	33.3	29.2	29.5	
no	20.8	24.5	24.6	24.3	23.5	
yes	33.1	25.6	22.8	29.5	27.8	
YES!	18.4	21.5	19.3	17.0	19.2	
N of Valid	456	465	378	329	1628	
N of Miss	7	21	8	4	40	

Table 112: It is all right to beat up people if they start the fight.





Response	6	8	10	12	Total	
NO!	46.5	28.0	26.5	23.7	32.0	
no	17.8	22.2	17.2	17.6	18.9	
yes	17.1	23.7	21.7	21.6	21.0	
YES!	18.6	26.1	34.7	37.1	28.2	
N of Valid	456	464	378	329	1627	
N of Miss	7	22	8	4	41	

Table 113: I think it is okay to take something without asking if you can get away with it.





Response	6	8	10	12	Total	
NO!	76.8	57.1	58.2	53.0	62.1	
no	19.0	35.4	33.2	37.0	30.6	
yes	2.6	5.8	6.1	7.0	5.2	
YES!	1.5	1.7	2.4	3.0	2.1	
N of Valid	457	466	376	330	1629	
N of Miss	6	20	10	3	39	

Table 114: Where do you get the most information about living a drug and alcohol free life? Parents/guardians





Response	6	8	10	12	Total	
All the time	54.7	46.6	43.5	43.7	47.5	
Most	21.9	26.1	23.9	26.0	24.4	
Some	15.2	16.0	20.4	20.2	17.7	
Very little	8.3	11.3	12.2	10.1	10.4	
N of Valid	448	468	377	327	1620	
N of Miss	15	18	9	6	48	

Table 115: Where do you get the most information about living a drug and alcohol free life? Friends





Response	6	8	10	12	Total	
All the time	17.5	13.3	12.8	15.5	14.8	
Most	16.6	15.3	16.0	15.5	15.9	
Some	27.8	34.1	29.9	25.9	29.7	
Very little	38.0	37.2	41.2	43.0	39.5	
N of Valid	439	457	374	328	1598	
N of Miss	24	29	12	5	70	

Table 116: Where do you get the most information about living a drug and alcohol free life? Family members





Response	6	8	10	12	Total	
All the time	46.5	38.6	37.8	34.6	39.7	
Most	22.9	24.4	21.3	24.5	23.3	
Some	18.1	23.1	23.4	22.6	21.7	
Very little	12.5	13.9	17.6	18.3	15.3	
N of Valid	441	459	376	327	1603	
N of Miss	22	27	10	6	65	

Table 117: Where do you get the most information about living a drug and alcohol free life? School





Response	6	8	10	12	Total	
All the time	55.7	41.7	39.4	33.1	43.2	
Most	20.9	31.7	25.5	25.8	26.1	
Some	13.9	17.5	21.3	23.6	18.6	
Very little	9.5	9.1	13.8	17.5	12.0	
N of Valid	440	463	376	326	1605	
N of Miss	23	23	10	7	63	

Table 118: Where do you get the most information about living a drug and alcohol free life? Internet





Response	6	8	10	12	Total	
All the time	19.9	14.8	12.1	7.3	14.0	
Most	9.5	10.1	6.7	9.2	8.9	
Some	18.2	22.5	23.1	25.1	22.0	
Very little	52.4	52.6	58.2	58.4	55.1	
N of Valid	433	454	373	327	1587	
N of Miss	30	32	13	6	81	

Table 119: Where do you get the most information about living a drug and alcohol free life? TV





Response	6	8	10	12	Total	
All the time	22.4	18.0	13.4	8.6	16.2	
Most	15.1	16.2	8.6	12.8	13.4	
Some	25.6	26.1	28.6	29.4	27.2	
Very little	37.0	39.7	49.5	49.2	43.2	
N of Valid	438	456	374	327	1595	
N of Miss	25	30	12	6	73	

Table 120: Where do you get the most information about living a drug and alcohol free life? Social media





Response	6	8	10	12	Total	
All the time	17.4	15.9	12.8	9.5	14.2	
Most	9.2	12.8	7.5	11.0	10.2	
Some	21.9	22.7	24.3	25.7	23.5	
Very little	51.5	48.6	55.5	53.8	52.1	
N of Valid	425	453	375	327	1580	
N of Miss	38	33	11	6	88	

Table 121: How much do you think people risk harming themselves (physically or in other ways) if they: smoked one or more packs of cigarettes per day?

Response	6	8	10	12	Total	
No risk	17.6	12.3	9.9	8.8	12.5	
Slight risk	7.3	8.8	9.9	9.1	8.7	
Moderate risk	16.9	20.9	18.0	23.3	19.6	
Great risk	58.2	58.0	62.1	58.8	59.2	
N of Valid	455	464	372	330	1621	
N of Miss	8	22	14	3	47	

Table 122: How much do you think people risk harming themselves (physically or in other ways) if they: try marijuana once or twice?

Response	6	8	10	12	Total	
No risk	19.8	17.9	27.0	33.3	23.7	
Slight risk	20.7	24.6	26.1	29.4	24.8	
Moderate risk	22.9	22.6	18.6	16.7	20.6	
Great risk	36.6	34.9	28.3	20.6	30.9	
N of Valid	454	464	371	330	1619	
N of Miss	9	22	15	3	49	

Table 123: How much do you think people risk harming themselves (physically or in other ways) if they: smoke marijuana once or twice a week?

Response	6	8	10	12	Total	
No risk	18.7	15.4	21.1	22.6	19.1	
Slight risk	6.5	11.1	16.2	23.9	13.5	
Moderate risk	24.1	21.5	21.6	21.4	22.2	
Great risk	50.8	52.1	41.1	32.1	45.1	
N of Valid	449	461	365	327	1602	
N of Miss	14	25	21	6	66	

Table 124: How much do you think people risk harming themselves (physically or in other ways) if they: take one or two drinks of an alcoholic beverage (beer, wine, liquor) nearly every day?





Response	6	8	10	12	Total	
No risk	19.6	14.1	13.7	15.8	15.9	
Slight risk	12.8	16.1	22.6	25.2	18.5	
Moderate risk	22.5	26.2	25.9	26.7	25.2	
Great risk	45.2	43.6	37.7	32.4	40.4	
N of Valid	454	461	371	330	1616	
N of Miss	9	25	15	3	52	

Table 125: How much do you think people risk harming themselves (physically or in other ways) if they: have five or more drinks of an alcoholic beverage once or twice each weekend?





Response	6	8	10	12	Total	
No risk	17.0	13.1	10.5	14.3	13.9	
Slight risk	8.6	11.9	15.1	19.1	13.2	
Moderate risk	22.1	21.1	25.3	23.4	22.8	
Great risk	52.3	53.9	49.1	43.2	50.2	
N of Valid	453	464	371	329	1617	
N of Miss	10	22	15	4	51	

Table 126: How much do you think people risk harming themselves (physically or in other ways) if they: use prescription drugs that are not prescribed to them?





Response	6	8	10	12	Total	
No risk	16.5	10.4	7.3	10.9	11.5	
Slight risk	3.7	6.7	7.3	8.5	6.4	
Moderate risk	14.8	17.5	21.3	18.5	17.8	
Great risk	65.0	65.4	64.2	62.1	64.3	
N of Valid	454	463	371	330	1618	
N of Miss	9	23	15	3	50	

Table 127: How much do you think people risk harming themselves (physically or in other ways) if they: use non-prescription drugs to get high?


Response	6	8	10	12	Total	
No risk	17.4	10.8	8.4	9.5	11.8	
Slight risk	3.1	6.5	8.1	7.3	6.1	
Moderate risk	11.9	14.0	18.6	18.0	15.3	
Great risk	67.6	68.7	65.0	65.2	66.8	
N of Valid	454	463	371	328	1616	
N of Miss	9	23	15	5	52	

Table 128: Have you ever used smokeless tobacco (chew, snuff, plug, dipping tobacco, or chewing tobacco)?


Response	6	8	10	12	Total	
Never	93.7	87.6	78.1	79.2	85.4	
Once or Twice	3.7	5.4	10.7	9.1	6.9	
Once in a while but not regularly	1.8	2.8	3.5	3.9	2.9	
Regularly in the past	0.7	2.1	4.0	1.8	2.1	
Regularly now	0.2	2.1	3.7	6.0	2.8	
N of Valid	457	466	374	331	1628	
N of Miss	6	20	12	2	40	

Table 129: How often have you taken smokeless tobacco during the past 30 days?


Response	6	8	10	12	Total	
Not at all	98.3	94.0	89.8	87.9	93.0	
Once or twice	1.1	3.0	4.5	3.9	3.0	
Once or twice per week	0.4	0.6	0.8	1.2	0.7	
Three to five times per week	0.0	0.6	1.1	0.6	0.6	
About once a day	0.0	0.6	0.5	1.2	0.6	
More than once a day	0.2	1.1	3.2	5.2	2.2	
N of Valid	458	463	374	330	1625	
N of Miss	5	23	12	3	43	

Table 130: Have you ever smoked cigarettes?






Response	6	8	10	12	Total	
Never	90.4	73.5	65.9	57.1	73.2	
Once or Twice	8.3	15.5	16.7	17.5	14.1	
Once in a while but not regularly	0.7	6.7	7.5	10.0	5.8	
Regularly in the past	0.7	2.4	3.5	6.6	3.0	
Regularly now	0.0	1.9	6.5	8.8	3.8	
N of Valid	459	465	372	331	1627	
N of Miss	4	21	14	2	41	

Table 131: How frequently have you smoked cigarettes during the past 30 days?








Response	6	8	10	12	Total	
Not at all	98.9	91.6	86.8	80.4	90.3	
Less than one cigarette per day	0.7	4.7	5.1	8.8	4.5	
One to five cigarettes per day	0.4	1.9	5.1	5.7	3.0	
About one-half pack per day	0.0	0.4	1.6	3.9	1.3	
About one pack per day	0.0	0.4	0.8	0.3	0.4	
About one and one-half packs per day	0.0	0.0	0.3	0.3	0.1	
Two packs or more per day	0.0	0.9	0.3	0.6	0.4	
N of Valid	458	464	372	331	1625	
N of Miss	5	22	14	2	43	

Table 132: Which statement best describes rules about smoking inside your home?






Response	6	8	10	12	Total	
Smoking is not allowed anywhere inside your home	68.1	67.8	71.5	69.2	69.0	
Smoking is allowed in some places and at some times	6.7	7.2	6.2	6.9	6.8	
Smoking is allowed anywhere inside the home	2.2	3.3	2.7	3.9	3.0	
There are no rules about smoking inside the home	5.3	8.0	7.5	6.9	6.9	
I don't know	17.7	13.7	12.1	13.0	14.3	
N of Valid	451	460	372	331	1614	
N of Miss	12	26	14	2	54	



Table 133: Which statement best describes rules about smoking in your family cars?







Response	6	8	10	12	Total	
Smoking is never allowed in any car	58.7	57.8	61.2	57.9	58.8	
Smoking is allowed sometimes or in some cars	14.9	15.2	11.3	13.0	13.8	
Smoking is allowed in any car anytime	2.4	4.3	4.3	6.1	4.2	
There are no rules about smoking in the car	7.1	8.9	10.8	10.0	9.1	
We do not have a family car	1.6	0.9	1.1	0.9	1.1	
I don't know	15.3	12.8	11.3	12.1	13.0	
N of Valid	450	460	371	330	1611	
N of Miss	13	26	15	3	57	

Table 134: During this school year, were you taught in any of your classes about the dangers of tobacco use?






Response	6	8	10	12	Total	
Strongly agree	41.1	27.7	22.9	14.9	27.8	
Agree	30.0	38.0	30.0	28.4	31.9	
Disagree	4.7	10.3	16.9	14.0	11.0	
Strongly disagree	9.6	10.9	13.9	25.3	14.2	
I don't know	14.7	13.1	16.3	17.4	15.2	
N of Valid	450	458	367	328	1603	
N of Miss	13	28	19	5	65	

Table 135: During the past 12 months, have you participated in any community activities to discourage people your age from using cigarettes, chewing tobacco, snuff, dip or cigars?






Response	6	8	10	12	Total	
Strongly agree	20.8	16.1	12.8	11.9	15.8	
Agree	14.0	19.9	18.6	15.5	17.0	
Disagree	17.4	19.6	20.2	22.0	19.6	
Strongly disagree	21.4	23.0	27.0	32.0	25.3	
I don't know	26.4	21.4	21.3	18.6	22.2	
N of Valid	443	453	366	328	1590	
N of Miss	20	33	20	5	78	

Table 136: Think back over the last two weeks. How many times have you had five or more alcoholic drinks in a row?


Response	6	8	10	12	Total	
None	98.7	89.9	82.6	74.7	87.6	
Once	0.7	3.1	6.8	7.0	4.1	
Twice	0.7	3.1	5.7	8.2	4.1	
3-5 times	0.0	2.2	2.7	5.2	2.3	
6-9 times	0.0	0.4	0.8	0.6	0.4	
10 or more times	0.0	1.3	1.4	4.3	1.6	
N of Valid	450	457	367	328	1602	
N of Miss	13	29	19	5	66	

Table 137: During the past 30 days, how many times did you ride in a car or other vehicle driven by someone who had been drinking alcohol or using drugs to get high?


Response	6	8	10	12	Total	
0 times	86.9	82.1	77.3	66.9	79.2	
1 time	6.2	5.9	7.1	8.2	6.7	
2 or 3 times	4.2	5.2	8.2	10.3	6.7	
4 or 5 times	0.9	3.5	1.1	4.3	2.4	
6 or more times	1.8	3.3	6.3	10.3	5.0	
N of Valid	450	458	365	329	1602	
N of Miss	13	28	21	4	66	

Table 138: During the past 30 days, how many times did you drive a car or other vehicle when you had been drinking alcohol or using drugs to get high?


Response	6	8	10	12	Total	
I did not drive a car in the past 30 days	52.3	49.1	35.4	16.5	40.1	
0 times	47.3	47.7	56.3	63.4	52.9	
1 time	0.0	0.7	4.4	7.3	2.7	
2 or 3 times	0.2	0.5	1.6	4.9	1.6	
4 or 5 times	0.0	0.7	0.5	2.1	0.8	
6 or more times	0.2	1.4	1.6	5.8	2.0	
N of Valid	442	444	364	328	1578	
N of Miss	21	42	22	5	90	

Table 139: If you drank alcohol (not just a sip or taste) in the past year, how did you usually get it?













Response	6	8	10	12	Total	
I did not drink alcohol in the past year	94.0	74.6	60.9	44.2	70.7	
I bought it myself with a fake ID	0.0	0.0	1.1	1.5	0.6	
I bought it myself without a fake ID	0.0	0.0	2.5	4.0	1.4	
I got it from someone I know age 21 or older	1.3	7.1	9.7	26.5	10.1	
I got it from someone I know under age 21	0.2	3.3	7.8	7.3	4.3	
I got it from my brother or sister	0.2	2.0	1.9	0.9	1.3	
I got it from home with my parents' permission	0.4	2.7	3.9	2.1	2.2	
I got it from home without my parents' permission	0.7	2.9	2.8	1.5	2.0	
I got it from another relative	0.7	2.0	3.6	2.4	2.1	
A stranger bought it for me	0.2	0.4	0.3	0.6	0.4	
I took it from a store or shop	0.0	0.4	0.0	0.3	0.2	
Other	2.2	4.5	5.5	8.5	4.9	
N of Valid	447	449	361	328	1585	
N of Miss	16	37	25	5	83	

Table 140: If you drank alcohol (not just a sip or taste) in the past year, where did you usually drink it?











Response	6	8	10	12	Total	
I did not drink alcohol in the past year	93.7	75.9	62.0	47.5	72.0	
at my home	2.5	8.0	8.2	8.4	6.5	
at someone else's home	2.2	9.8	18.0	27.2	13.1	
at an open area like a park, beach, field, back road, woods, or a street corner	1.1	4.8	9.0	10.3	5.8	
at a sporting event or concert	0.2	0.2	0.6	1.2	0.5	
at a restaurant, bar, or a nightclub	0.0	0.7	0.6	1.6	0.6	
at an empty building or a construction site	0.0	0.0	0.0	0.3	0.1	
at a hotel/motel	0.0	0.0	0.0	0.3	0.1	
in a car	0.0	0.5	0.6	2.5	0.8	
at school	0.2	0.2	1.1	0.6	0.5	
N of Valid	446	440	355	320	1561	
N of Miss	17	46	31	13	107	

Table 141: How do you feel about someone your age having one or two drinks of an alcoholic beverage nearly every day?





Response	6	8	10	12	Total	
Neither approve nor disapprove	23.0	24.9	33.1	33.0	27.9	
Somewhat disapprove	7.2	14.4	18.3	17.7	14.0	
Strongly disapprove	53.5	45.8	38.0	30.9	43.1	
Don't know or can't say	16.3	14.9	10.7	18.3	15.0	
N of Valid	443	450	366	327	1586	
N of Miss	20	36	20	6	82	

Table 142: On how many occasions have you had alcoholic beverages (beer, wine or hard liquor) to drink in your lifetime - more than just a few sips?








Response	6	8	10	12	Total	
0	89.5	70.4	50.4	37.4	64.5	
01/02/13	6.4	10.7	14.2	10.0	10.1	
03/05/13	2.6	6.8	9.8	10.6	7.1	
06/09/13	0.9	3.3	4.9	8.2	4.0	
10/19/13	0.0	3.7	7.4	8.8	4.5	
20-39	0.4	1.8	5.7	8.8	3.7	
40	0.2	3.3	7.6	16.1	6.0	
N of Valid	456	456	367	329	1608	
N of Miss	7	30	19	4	60	

Table 143: On how many occasions have you drunk one of more drinks of an alcoholic beverage during the past 30 days?








Response	6	8	10	12	Total	
0	98.0	87.0	76.6	65.8	83.5	
01/02/13	1.8	7.7	11.2	15.7	8.4	
03/05/13	0.0	2.9	5.4	8.3	3.7	
06/09/13	0.2	0.9	3.8	5.2	2.2	
10/19/13	0.0	0.4	0.8	2.8	0.9	
20-39	0.0	0.4	0.0	1.5	0.4	
40	0.0	0.7	2.2	0.6	0.8	
N of Valid	456	454	367	325	1602	
N of Miss	7	32	19	8	66	

Table 144: On how many occasions have you used marijuana (grass, pot) or hashish (hash, hash oil) in your lifetime?








Response	6	8	10	12	Total	
0	98.5	89.1	74.5	63.5	83.2	
01/02/13	1.3	3.1	7.1	8.6	4.6	
03/05/13	0.0	1.6	4.6	5.5	2.6	
06/09/13	0.0	1.6	4.1	4.6	2.3	
10/19/13	0.2	1.1	2.4	2.5	1.4	
20-39	0.0	1.1	1.9	4.3	1.6	
40	0.0	2.4	5.4	11.0	4.2	
N of Valid	454	451	368	326	1599	
N of Miss	9	35	18	7	69	

Table 145: On how many occasions have you used marijuana (grass, pot) or hashish (hash, hash oil) during the past 30 days?








Response	6	8	10	12	Total	
0	99.8	94.9	87.6	81.2	91.8	
01/02/13	0.2	1.6	4.7	6.4	2.9	
03/05/13	0.0	1.1	1.9	3.3	1.4	
06/09/13	0.0	0.7	1.4	1.5	0.8	
10/19/13	0.0	0.4	1.4	2.1	0.9	
20-39	0.0	0.4	0.6	1.2	0.5	
40	0.0	0.9	2.5	4.3	1.7	
N of Valid	456	451	363	329	1599	
N of Miss	7	35	23	4	69	

Table 146: On how many occasions have you used LSD or other psychedelics in your lifetime?




Response	6	8	10	12	Total	
0	100.0	99.6	98.9	98.5	99.3	
01/02/13	0.0	0.4	1.1	1.2	0.6	
03/05/13	0.0	0.0	0.0	0.0	0.0	
06/09/13	0.0	0.0	0.0	0.0	0.0	
10/19/13	0.0	0.0	0.0	0.3	0.1	
20-39	0.0	0.0	0.0	0.0	0.0	
40	0.0	0.0	0.0	0.0	0.0	
N of Valid	453	453	367	329	1602	
N of Miss	10	33	19	4	66	

Table 147: On how many occasions have you used LSD or other psychedelics during the past 30 days?

Response	6	8	10	12	Total	
0	100.0	100.0	99.5	99.1	99.7	
01/02/13	0.0	0.0	0.5	0.6	0.2	
03/05/13	0.0	0.0	0.0	0.3	0.1	
06/09/13	0.0	0.0	0.0	0.0	0.0	
10/19/13	0.0	0.0	0.0	0.0	0.0	
20-39	0.0	0.0	0.0	0.0	0.0	
40	0.0	0.0	0.0	0.0	0.0	
N of Valid	454	452	366	330	1602	
N of Miss	9	34	20	3	66	

Table 148: On how many occasions have you used cocaine or crack in your lifetime?

Response	6	8	10	12	Total	
0	100.0	99.1	98.6	98.8	99.2	
01/02/13	0.0	0.7	0.8	0.6	0.5	
03/05/13	0.0	0.0	0.3	0.0	0.1	
06/09/13	0.0	0.0	0.3	0.0	0.1	
10/19/13	0.0	0.0	0.0	0.0	0.0	
20-39	0.0	0.2	0.0	0.3	0.1	
40	0.0	0.0	0.0	0.3	0.1	
N of Valid	453	452	367	329	1601	
N of Miss	10	34	19	4	67	

Table 149: On how many occasions have you used cocaine or crack during the past 30 days?

Response	6	8	10	12	Total	
0	100.0	99.8	99.7	99.1	99.7	
01/02/13	0.0	0.2	0.3	0.0	0.1	
03/05/13	0.0	0.0	0.0	0.3	0.1	
06/09/13	0.0	0.0	0.0	0.3	0.1	
10/19/13	0.0	0.0	0.0	0.0	0.0	
20-39	0.0	0.0	0.0	0.0	0.0	
40	0.0	0.0	0.0	0.3	0.1	
N of Valid	452	450	366	328	1596	
N of Miss	11	36	20	5	72	

Table 150: On how many occasions have you sniffed glue, breathed the contents of an aerosol spray can, or inhaled other gases or sprays, in order to get high in your lifetime?


Response	6	8	10	12	Total	
0	92.9	89.8	89.1	94.5	91.5	
01/02/13	3.3	4.4	5.2	3.6	4.1	
03/05/13	2.0	2.4	1.1	1.2	1.8	
06/09/13	0.7	0.4	1.9	0.0	0.8	
10/19/13	0.4	1.1	0.3	0.0	0.5	
20-39	0.2	0.7	0.5	0.3	0.4	
40	0.4	1.1	1.9	0.3	0.9	
N of Valid	453	450	367	329	1599	
N of Miss	10	36	19	4	69	

Table 151: On how many occasions have you sniffed glue, breathed the contents of an aerosol spray can, or inhaled other gases or sprays, in order to get high during the past 30 days?


Response	6	8	10	12	Total	
0	98.5	95.1	96.2	98.8	97.1	
01/02/13	0.7	2.9	1.4	0.6	1.4	
03/05/13	0.2	0.7	0.8	0.3	0.5	
06/09/13	0.4	0.4	0.5	0.3	0.4	
10/19/13	0.0	0.7	0.8	0.0	0.4	
20-39	0.0	0.0	0.0	0.0	0.0	
40	0.2	0.2	0.3	0.0	0.2	
N of Valid	453	452	364	329	1598	
N of Miss	10	34	22	4	70	

Table 152: On how many occasions have you used Daztrex in your lifetime?


Response	6	8	10	12	Total	
0	100.0	100.0	100.0	100.0	100.0	
01/02/13	0.0	0.0	0.0	0.0	0.0	
03/05/13	0.0	0.0	0.0	0.0	0.0	
06/09/13	0.0	0.0	0.0	0.0	0.0	
10/19/13	0.0	0.0	0.0	0.0	0.0	
20-39	0.0	0.0	0.0	0.0	0.0	
40	0.0	0.0	0.0	0.0	0.0	
N of Valid	449	449	367	329	1594	
N of Miss	14	37	19	4	74	

Table 153: On how many occasions have you used Daztrex during the past 30 days?


Response	6	8	10	12	Total	
0	100.0	100.0	100.0	100.0	100.0	
01/02/13	0.0	0.0	0.0	0.0	0.0	
03/05/13	0.0	0.0	0.0	0.0	0.0	
06/09/13	0.0	0.0	0.0	0.0	0.0	
10/19/13	0.0	0.0	0.0	0.0	0.0	
20-39	0.0	0.0	0.0	0.0	0.0	
40	0.0	0.0	0.0	0.0	0.0	
N of Valid	450	450	364	329	1593	
N of Miss	13	36	22	4	75	

Table 154: On how many occasions have you used synthetic marijuana in your lifetime?








Response	6	8	10	12	Total	
0	99.1	96.7	94.8	94.2	96.4	
01/02/13	0.4	1.3	2.5	3.3	1.8	
03/05/13	0.2	0.4	1.4	1.5	0.8	
06/09/13	0.0	0.4	0.8	0.3	0.4	
10/19/13	0.2	0.7	0.3	0.3	0.4	
20-39	0.0	0.0	0.3	0.3	0.1	
40	0.0	0.4	0.0	0.0	0.1	
N of Valid	453	453	364	329	1599	
N of Miss	10	33	22	4	69	



Table 155: On how many occasions have you used synthetic marijuana during the past 30 days?


Response	6	8	10	12	Total	
0	99.8	97.8	97.3	98.5	98.4	
01/02/13	0.0	1.3	1.9	0.3	0.9	
03/05/13	0.2	0.4	0.5	1.2	0.6	
06/09/13	0.0	0.0	0.3	0.0	0.1	
10/19/13	0.0	0.0	0.0	0.0	0.0	
20-39	0.0	0.0	0.0	0.0	0.0	
40	0.0	0.4	0.0	0.0	0.1	
N of Valid	453	451	364	329	1597	
N of Miss	10	35	22	4	71	

Table 156: On how many occasions have you used methamphetamines (meth, speed, crank, crystal meth) in your lifetime?


Response	6	8	10	12	Total	
0	99.6	99.1	97.5	97.6	98.6	
01/02/13	0.4	0.2	1.4	0.9	0.7	
03/05/13	0.0	0.4	0.3	0.6	0.3	
06/09/13	0.0	0.2	0.3	0.3	0.2	
10/19/13	0.0	0.0	0.0	0.3	0.1	
20-39	0.0	0.0	0.3	0.0	0.1	
40	0.0	0.0	0.3	0.3	0.1	
N of Valid	453	451	364	328	1596	
N of Miss	10	35	22	5	72	

Table 157: On how many occasions have you used methamphetamines (meth, speed, crank, crystal meth) in the past 30 days?


Response	6	8	10	12	Total	
0	100.0	99.8	99.2	98.2	99.4	
01/02/13	0.0	0.2	0.0	0.9	0.3	
03/05/13	0.0	0.0	0.3	0.6	0.2	
06/09/13	0.0	0.0	0.6	0.0	0.1	
10/19/13	0.0	0.0	0.0	0.3	0.1	
20-39	0.0	0.0	0.0	0.0	0.0	
40	0.0	0.0	0.0	0.0	0.0	
N of Valid	453	452	361	329	1595	
N of Miss	10	34	25	4	73	

Table 158: On how many occasions have you used other chemical products (bath salts, plant food, etc.) in your lifetime?


Response	6	8	10	12	Total	
0	98.9	98.0	98.6	99.4	98.7	
01/02/13	0.7	0.4	0.3	0.0	0.4	
03/05/13	0.4	0.7	0.8	0.0	0.5	
06/09/13	0.0	0.4	0.0	0.0	0.1	
10/19/13	0.0	0.4	0.0	0.0	0.1	
20-39	0.0	0.0	0.0	0.6	0.1	
40	0.0	0.0	0.3	0.0	0.1	
N of Valid	453	450	364	329	1596	
N of Miss	10	36	22	4	72	

Table 159: On how many occasions have you used other chemical products (bath salts, plant food, etc.) during the past 30 days?


Response	6	8	10	12	Total	
0	100.0	98.9	99.5	99.4	99.4	
01/02/13	0.0	0.4	0.0	0.0	0.1	
03/05/13	0.0	0.4	0.3	0.3	0.3	
06/09/13	0.0	0.0	0.0	0.3	0.1	
10/19/13	0.0	0.2	0.0	0.0	0.1	
20-39	0.0	0.0	0.0	0.0	0.0	
40	0.0	0.0	0.3	0.0	0.1	
N of Valid	452	451	364	329	1596	
N of Miss	11	35	22	4	72	

Table 160: On how many occasions have you used heroin or other opiates in your lifetime?


Response	6	8	10	12	Total	
0	99.8	99.3	99.2	99.1	99.4	
01/02/13	0.2	0.0	0.5	0.6	0.3	
03/05/13	0.0	0.4	0.3	0.0	0.2	
06/09/13	0.0	0.2	0.0	0.0	0.1	
10/19/13	0.0	0.0	0.0	0.0	0.0	
20-39	0.0	0.0	0.0	0.0	0.0	
40	0.0	0.0	0.0	0.3	0.1	
N of Valid	453	449	364	329	1595	
N of Miss	10	37	22	4	73	

Table 161: On how many occasions have you used heroin or other opiates during the past 30 days?





Response	6	8	10	12	Total	
0	100.0	99.3	99.7	99.7	99.7	
01/02/13	0.0	0.4	0.3	0.0	0.2	
03/05/13	0.0	0.2	0.0	0.0	0.1	
06/09/13	0.0	0.0	0.0	0.0	0.0	
10/19/13	0.0	0.0	0.0	0.0	0.0	
20-39	0.0	0.0	0.0	0.3	0.1	
40	0.0	0.0	0.0	0.0	0.0	
N of Valid	449	449	364	329	1591	
N of Miss	14	37	22	4	77	

Table 162: On how many occasions have you used MDMA ('X', 'E', or ecstasy) in your lifetime?






Response	6	8	10	12	Total	
0	99.8	98.7	97.8	98.2	98.7	
01/02/13	0.2	1.1	1.6	0.3	0.8	
03/05/13	0.0	0.0	0.3	0.0	0.1	
06/09/13	0.0	0.2	0.0	0.9	0.3	
10/19/13	0.0	0.0	0.3	0.6	0.2	
20-39	0.0	0.0	0.0	0.0	0.0	
40	0.0	0.0	0.0	0.0	0.0	
N of Valid	451	449	365	329	1594	
N of Miss	12	37	21	4	74	

Table 163: On how many occasions have you used MDMA ('X', 'E', or ecstasy) during the past 30 days?





Response	6	8	10	12	Total	
0	100.0	99.1	99.7	98.5	99.4	
01/02/13	0.0	0.7	0.3	0.9	0.4	
03/05/13	0.0	0.2	0.0	0.0	0.1	
06/09/13	0.0	0.0	0.0	0.6	0.1	
10/19/13	0.0	0.0	0.0	0.0	0.0	
20-39	0.0	0.0	0.0	0.0	0.0	
40	0.0	0.0	0.0	0.0	0.0	
N of Valid	451	448	362	329	1590	
N of Miss	12	38	24	4	78	

Table 164: On how many occasions have you taken prescription drugs (such as Valium, Xanax, Ritalin, Adderall, OxyContin, Darvocet, or sleeping pills) not prescribed to you in your lifetime?








Response	6	8	10	12	Total	
0	97.6	93.5	90.1	86.2	92.4	
01/02/13	1.5	3.1	3.9	4.9	3.2	
03/05/13	0.4	0.9	1.9	3.1	1.4	
06/09/13	0.4	1.6	1.1	2.4	1.3	
10/19/13	0.0	0.7	1.1	0.9	0.6	
20-39	0.0	0.0	1.1	0.0	0.3	
40	0.0	0.2	0.8	2.4	0.8	
N of Valid	452	449	363	327	1591	
N of Miss	11	37	23	6	77	

Table 165: On how many occasions have you taken prescription drugs (such as Valium, Xanax, Ritalin, Adderall, OxyContin, Darvocet, or sleeping pills) not prescribed to you during the past 30 days?








Response	6	8	10	12	Total	
0	98.5	96.9	94.8	93.0	96.0	
01/02/13	1.1	2.0	3.0	4.0	2.4	
03/05/13	0.4	0.7	1.7	0.3	0.8	
06/09/13	0.0	0.2	0.3	0.9	0.3	
10/19/13	0.0	0.2	0.3	1.2	0.4	
20-39	0.0	0.0	0.0	0.3	0.1	
40	0.0	0.0	0.0	0.3	0.1	
N of Valid	454	447	363	329	1593	
N of Miss	9	39	23	4	75	

Table 166: On how many occasions have you taken non-prescription medicines such as diet pills (for example, Dietac, Dexatrim or Prolamine), stay-awake pills (for example No-Doz, Vivarin, or Wake), or cough or cold medicines (robos, DXM, etc.) to get high in your lifetime?








Response	6	8	10	12	Total	
0	98.7	96.0	94.8	95.4	96.4	
01/02/13	0.4	1.3	1.4	1.2	1.1	
03/05/13	0.2	0.2	1.4	1.2	0.7	
06/09/13	0.0	0.7	1.6	0.9	0.8	
10/19/13	0.0	0.4	0.5	0.3	0.3	
20-39	0.4	0.9	0.0	0.0	0.4	
40	0.2	0.4	0.3	0.9	0.4	
N of Valid	451	448	364	329	1592	
N of Miss	12	38	22	4	76	

Table 167: On how many occasions have you taken non-prescription medicines such as diet pills (for example, Dietac, Dexatrim or Prolamine), stay-awake pills (for example No-Doz, Vivarin, or Wake), or cough or cold medicines (robos, DXM, etc.) to get high during the past 30 days?








Response	6	8	10	12	Total	
0	99.3	96.7	97.5	97.3	97.7	
01/02/13	0.2	1.3	0.8	0.9	0.8	
03/05/13	0.0	1.1	1.4	0.3	0.7	
06/09/13	0.2	0.2	0.3	0.9	0.4	
10/19/13	0.0	0.2	0.0	0.0	0.1	
20-39	0.2	0.4	0.0	0.0	0.2	
40	0.0	0.0	0.0	0.6	0.1	
N of Valid	453	449	363	328	1593	
N of Miss	10	37	23	5	75	

Table 168: On how many occasions have you been drunk or very high from drinking alcoholic beverages during the past 30 days?








Response	6	8	10	12	Total	
0	99.1	91.8	82.5	77.1	88.7	
01/02/13	0.9	3.6	9.7	11.6	5.9	
03/05/13	0.0	1.8	3.3	4.3	2.1	
06/09/13	0.0	1.3	1.4	1.8	1.1	
10/19/13	0.0	0.4	1.4	2.1	0.9	
20-39	0.0	0.0	0.6	0.6	0.3	
40	0.0	1.1	1.1	2.4	1.1	
N of Valid	450	449	360	327	1586	
N of Miss	13	37	26	6	82	

Table 169: On how many occasions have you drunk flavored alcoholic beverages, sometimes called 'alcopops' (like Mike's Hard Lemonade, Smirnoff Ice, Bacardi Breezers, etc.) in your lifetime?








Response	6	8	10	12	Total	
0	93.3	79.7	68.2	60.4	77.0	
01/02/13	4.4	8.7	8.3	9.8	7.6	
03/05/13	1.8	5.1	6.9	7.0	5.0	
06/09/13	0.2	0.9	5.5	6.1	2.8	
10/19/13	0.0	2.0	5.8	6.7	3.3	
20-39	0.0	1.3	3.3	4.9	2.1	
40	0.2	2.2	1.9	5.2	2.2	
N of Valid	451	448	362	328	1589	
N of Miss	12	38	24	5	79	

Table 170: On how many occasions have you drunk flavored alcoholic beverages, sometimes called 'alcopops' (like Mike's Hard Lemonade, Smirnoff Ice, Bacardi Breezers, etc.) during the past 30 days?








Response	6	8	10	12	Total	
0	98.4	91.8	84.8	78.6	89.4	
01/02/13	1.1	3.6	8.5	11.6	5.7	
03/05/13	0.4	2.7	4.1	4.6	2.8	
06/09/13	0.0	1.1	1.7	2.1	1.1	
10/19/13	0.0	0.2	0.3	0.6	0.3	
20-39	0.0	0.2	0.0	0.9	0.3	
40	0.0	0.4	0.6	1.5	0.6	
N of Valid	450	450	363	327	1590	
N of Miss	13	36	23	6	78	

Table 171: If you used prescription drugs or over the counter drugs without a doctor telling you to use it or for the purpose of getting high, where did you get these drugs?












Response	6	8	10	12	Total	
I did not use prescription drugs or over the counter drugs to get high.	97.4	93.9	89.1	86.1	92.2	
I bought it or took it from a store or shop.	0.5	0.5	1.1	2.2	1.0	
I got it from my parents with permission.	0.9	0.9	0.3	1.9	1.0	
I got it from home without permission.	0.0	0.9	2.8	1.5	1.2	
I got it from a relative with permission.	0.2	0.7	0.3	0.9	0.5	
I got it from a relative without permission.	0.0	0.2	0.3	0.0	0.1	
I got it from a friends home with permission.	0.0	0.7	0.0	0.9	0.4	
I got it from a friends home without permission.	0.2	0.0	0.8	0.3	0.3	
I got it from a friend while at school.	0.5	0.5	0.6	0.6	0.5	
I got it from a friend while at a party.	0.0	0.2	1.1	0.6	0.4	
I got it from a friend, elsewhere	0.2	1.6	3.6	4.9	2.4	
N of Valid	431	443	358	324	1556	
N of Miss	32	43	28	9	112	

Table 172: During the last month, about how many marijuana cigarettes, or the equivalent, did you smoke a day, on the average?








Response	6	8	10	12	Total	
None	98.4	91.7	87.4	81.7	90.5	
Less than 1 a day	0.9	2.7	4.5	5.9	3.3	
1 a day	0.2	1.3	1.7	1.5	1.2	
2-3 a day	0.5	2.0	2.8	5.9	2.6	
4-6 a day	0.0	0.9	1.1	0.9	0.7	
7-10 a day	0.0	0.2	0.8	0.3	0.3	
11 or more a day	0.0	1.1	1.7	3.7	1.5	
N of Valid	429	446	357	323	1555	
N of Miss	34	40	29	10	113	

Table 173: How wrong do your friends feel it would be for YOU to: drink alcohol?





Response	6	8	10	12	Total	
Very wrong	77.7	55.4	43.8	34.6	54.6	
Wrong	14.0	20.3	21.5	22.8	19.3	
A little bit wrong	5.1	14.2	14.4	18.8	12.7	
Not wrong at all	3.3	10.1	20.3	23.8	13.4	
N of Valid	430	444	354	324	1552	
N of Miss	33	42	32	9	116	

Table 174: How wrong do your friends feel it would be for YOU to: smoke tobacco?





Response	6	8	10	12	Total	
Very wrong	82.6	64.4	52.4	42.9	62.2	
Wrong	12.0	18.7	17.6	16.7	16.2	
A little bit wrong	3.5	9.2	13.3	14.8	9.8	
Not wrong at all	1.9	7.7	16.7	25.6	11.9	
N of Valid	426	444	353	324	1547	
N of Miss	37	42	33	9	121	



Table 175: How wrong do your friends feel it would be for YOU to: smoke marijuana?





Response	6	8	10	12	Total	
Very wrong	88.3	72.3	53.1	43.8	66.3	
Wrong	8.0	12.2	12.4	16.0	11.9	
A little bit wrong	1.9	6.5	13.0	13.9	8.3	
Not wrong at all	1.9	9.0	21.5	26.2	13.5	
N of Valid	426	444	354	324	1548	
N of Miss	37	42	32	9	120	

Table 176: How wrong do your friends feel it would be for YOU to: use prescription drugs not prescribed to you





Response	6	8	10	12	Total	
Very wrong	86.8	73.1	64.5	57.1	71.6	
Wrong	9.6	16.7	16.3	16.4	14.6	
A little bit wrong	1.9	4.5	8.5	10.8	6.0	
Not wrong at all	1.6	5.6	10.7	15.7	7.8	
N of Valid	425	443	355	324	1547	
N of Miss	38	43	31	9	121	

Table 177: How wrong would most adults (over 21) in your neighborhood think it is for kids your age: to use marijuana?





Response	6	8	10	12	Total	
Very wrong	91.2	84.8	68.0	61.7	77.9	
Wrong	4.7	8.2	14.6	16.7	10.4	
A little bit wrong	2.3	4.3	7.6	10.5	5.8	
Not wrong at all	1.9	2.7	9.8	11.1	5.9	
N of Valid	430	441	356	324	1551	
N of Miss	33	45	30	9	117	

Table 178: How wrong would most adults (over 21) in your neighborhood think it is for kids your age: to drink alcohol?


Response	6	8	10	12	Total	
Very wrong	86.5	71.4	56.9	47.2	67.2	
Wrong	8.4	14.7	16.5	18.2	14.1	
A little bit wrong	3.3	8.4	16.2	21.0	11.4	
Not wrong at all	1.9	5.4	10.4	13.6	7.3	
N of Valid	429	441	357	324	1551	
N of Miss	34	45	29	9	117	

Table 179: How wrong would most adults (over 21) in your neighborhood think it is for kids your age: to smoke cigarettes?


Response	6	8	10	12	Total	
Very wrong	85.0	75.3	61.6	51.2	69.8	
Wrong	9.1	13.7	16.8	19.1	14.3	
A little bit wrong	3.5	6.6	11.5	17.0	9.1	
Not wrong at all	2.3	4.3	10.1	12.7	6.9	
N of Valid	427	437	357	324	1545	
N of Miss	36	49	29	9	123	

Table 180: How much do each of the following statements describe your neighborhood? crime and/or drug selling


Response	6	8	10	12	Total	
NO!	75.5	66.7	63.8	58.0	66.6	
no	13.6	19.3	18.0	21.9	18.0	
yes	7.6	9.2	12.1	13.0	10.2	
YES!	3.3	4.8	6.2	7.1	5.2	
N of Valid	420	435	356	324	1535	
N of Miss	43	51	30	9	133	

Table 181: How much do each of the following statements describe your neighborhood? fights





Response	6	8	10	12	Total	
NO!	63.2	55.7	58.1	54.0	58.0	
no	16.5	20.3	20.8	22.8	19.9	
yes	13.6	14.8	14.9	16.7	14.9	
YES!	6.7	9.2	6.2	6.5	7.2	
N of Valid	419	433	356	324	1532	
N of Miss	44	53	30	9	136	

Table 182: How much do each of the following statements describe your neighborhood? lots of empty or abandoned buildings





Response	6	8	10	12	Total	
NO!	71.2	64.7	63.2	59.3	65.0	
no	16.8	22.6	23.6	26.5	22.1	
yes	9.6	8.5	7.6	9.6	8.8	
YES!	2.4	4.1	5.6	4.6	4.1	
N of Valid	417	434	356	324	1531	
N of Miss	46	52	30	9	137	

Table 183: How much do each of the following statements describe your neighborhood? lots of graffiti





Response	6	8	10	12	Total	
NO!	75.0	73.1	72.8	67.0	72.3	
no	19.2	22.0	21.5	26.5	22.1	
yes	2.7	2.8	3.1	3.7	3.0	
YES!	3.2	2.1	2.5	2.8	2.6	
N of Valid	412	432	353	324	1521	
N of Miss	51	54	33	9	147	

Table 184: I feel safe in my neighborhood.

Response	6	8	10	12	Total
NO!	11.6	7.4	10.0	7.2	9.1
no	8.0	9.1	10.0	8.1	8.8
yes	24.3	30.2	32.0	34.9	30.0
YES!	56.0	53.3	48.0	49.8	52.1
N of Valid	423	430	350	321	1524
N of Miss	40	56	36	12	144

Table 185: If a kid smoked marijuana in your neighborhood would he or she be caught by the police?

Response	6	8	10	12	Total
NO!	16.4	22.4	26.5	27.7	22.8
no	20.2	34.3	42.7	47.0	35.0
yes	23.5	21.2	16.5	18.4	20.2
YES!	39.9	22.1	14.2	6.9	22.0
N of Valid	421	429	351	321	1522
N of Miss	42	57	35	12	146

Table 186: If a kid drank some beer, wine or hard liquor (for example, vodka, whiskey, or gin) in your neighborhood would he or she be caught by the police?

Response	6	8	10	12	Total
NO!	18.2	27.0	29.8	36.1	27.1
no	22.3	42.1	46.3	48.9	39.0
yes	26.5	15.3	12.5	10.9	16.9
YES!	32.9	15.6	11.4	4.0	17.0
N of Valid	422	430	352	321	1525
N of Miss	41	56	34	12	143

Table 187: If a kid carried a handgun in your neighborhood would he or she be caught by the police?





Response	6	8	10	12	Total	
NO!	15.0	21.0	23.9	26.8	21.2	
no	17.9	29.8	34.2	35.5	28.7	
yes	24.3	22.6	21.4	23.4	22.9	
YES!	42.9	26.6	20.5	14.3	27.1	
N of Valid	420	429	351	321	1521	
N of Miss	43	57	35	12	147	

Table 188: If you wanted to get some cigarettes, how easy would it be for you to get some?





Response	6	8	10	12	Total	
Very hard	76.8	47.9	31.7	17.8	45.8	
Sort of hard	10.3	19.5	13.0	9.3	13.3	
Sort of easy	6.2	16.3	18.2	16.2	13.9	
Very easy	6.7	16.3	37.2	56.7	27.0	
N of Valid	419	430	347	321	1517	
N of Miss	44	56	39	12	151	

Table 189: If you wanted to get some beer, wine or hard liquor (for example, vodka, whiskey, or gin), how easy would it be for you to get some?





Response	6	8	10	12	Total	
Very hard	76.0	44.4	28.3	16.8	43.6	
Sort of hard	9.8	16.4	9.2	12.5	12.1	
Sort of easy	8.6	19.2	24.3	26.5	19.0	
Very easy	5.7	20.0	38.2	44.2	25.3	
N of Valid	420	426	346	321	1513	
N of Miss	43	60	40	12	155	

Table 190: If you wanted to get a drug like cocaine, LSD, or amphetamines, how easy would it be for you to get some?


Response	6	8	10	12	Total	
Very hard	93.3	79.4	63.9	60.3	75.7	
Sort of hard	3.8	12.4	17.1	20.6	12.8	
Sort of easy	1.2	3.3	8.4	6.9	4.6	
Very easy	1.7	4.9	10.7	12.2	6.9	
N of Valid	419	427	346	320	1512	
N of Miss	44	59	40	13	156	

Table 191: If you wanted to get a handgun, how easy would it be for you to get one?


Response	6	8	10	12	Total	
Very hard	72.6	56.9	49.7	44.5	57.0	
Sort of hard	14.3	17.1	12.7	16.5	15.2	
Sort of easy	6.9	11.9	13.6	15.3	11.6	
Very easy	6.2	14.1	24.0	23.7	16.2	
N of Valid	420	427	346	321	1514	
N of Miss	43	59	40	12	154	

Table 192: If you wanted to get some marijuana, how easy would it be for you to get some?


Response	6	8	10	12	Total	
Very hard	89.9	66.8	40.6	29.7	59.4	
Sort of hard	6.0	10.7	10.4	8.5	8.9	
Sort of easy	3.1	8.3	13.3	16.1	9.7	
Very easy	1.0	14.2	35.7	45.7	22.1	
N of Valid	417	422	345	317	1501	
N of Miss	46	64	41	16	167	

Table 193: If you wanted to get prescription drugs for the purpose of getting high, how easy would it be for you to get some?





Response	6	8	10	12	Total	
Very hard	85.5	67.6	42.7	35.2	60.0	
Sort of hard	6.9	10.6	14.0	14.3	11.1	
Sort of easy	3.8	11.3	15.1	20.2	12.0	
Very easy	3.8	10.6	28.2	30.2	16.9	
N of Valid	420	426	344	321	1511	
N of Miss	43	60	42	12	157	

Table 194: If you wanted to get synthetic marijuana such as K2 or chemical products such as bath salts to get high, how easy would it be for you to get some?





Response	6	8	10	12	Total	
Very hard	92.4	80.5	60.3	60.8	75.0	
Sort of hard	3.1	9.4	13.3	16.9	10.1	
Sort of easy	3.1	4.2	11.9	8.5	6.6	
Very easy	1.4	5.9	14.5	13.8	8.3	
N of Valid	419	425	345	319	1508	
N of Miss	44	61	41	14	160	

Table 195: If you wanted to get steroids to enhance athletic performance, how easy would it be for you to get some?





Response	6	8	10	12	Total	
Very hard	87.9	75.8	61.5	57.4	72.0	
Sort of hard	6.2	12.5	13.7	23.2	13.3	
Sort of easy	3.1	6.8	12.2	7.8	7.2	
Very easy	2.9	4.9	12.5	11.6	7.5	
N of Valid	421	425	343	319	1508	
N of Miss	42	61	43	14	160	

Table 196: During the past 12 months, have you participated in any alcohol prevention programs or seen any alcohol prevention messages in your school or community? Yes, a school-based program focused on preventing underage drinking and/or drinking and driving.



Response	6	8	10	12	Total	
No	65.9	62.8	67.4	73.9	66.9	
Yes	34.1	37.2	32.6	26.1	33.1	
N of Valid	463	486	386	333	1668	
N of Miss	0	0	0	0	0	

Table 197: During the past 12 months, have you participated in any alcohol prevention programs or seen any alcohol prevention messages in your school or community? Yes, a community-based program focused on preventing underage drinking and/or drinking and driving (for example, through your church or temple or through youth groups like Boys and Girls Club or 4-H).



Response	6	8	10	12	Total	
No	83.4	86.8	91.2	89.5	87.4	
Yes	16.6	13.2	8.8	10.5	12.6	
N of Valid	463	486	386	333	1668	
N of Miss	0	0	0	0	0	

Table 198: During the past 12 months, have you participated in any alcohol prevention programs or seen any alcohol prevention messages in your school or community? Yes, a media campaign addressing underage drinking and/or drinking and driving (for example, newspaper ads, posters, pamphlets, radio, TV).



Response	6	8	10	12	Total	
No	86.8	89.7	91.5	91.6	89.7	
Yes	13.2	10.3	8.5	8.4	10.3	
N of Valid	463	486	386	333	1668	
N of Miss	0	0	0	0	0	

Table 199: During the past 12 months, have you participated in any alcohol prevention programs or seen any alcohol prevention messages in your school or community? No



Response	6	8	10	12	Total	
No	54.2	57.4	47.7	39.6	50.7	
Yes	45.8	42.6	52.3	60.4	49.3	
N of Valid	463	486	386	333	1668	
N of Miss	0	0	0	0	0	



Table 200: How wrong do your parents feel it would be for YOU to: drink beer, wine or hard liquor (for example, vodka, whiskey or gin) regularly?





Response	6	8	10	12	Total	
Very wrong	90.6	84.9	77.4	71.1	81.9	
Wrong	6.3	9.3	13.5	15.2	10.7	
A little bit wrong	3.0	4.2	6.3	8.1	5.2	
Not wrong at all	0.0	1.6	2.9	5.6	2.3	
N of Valid	427	430	349	322	1528	
N of Miss	36	56	37	11	140	

Table 201: How wrong do your parents feel it would be for YOU to: smoke tobacco?





Response	6	8	10	12	Total	
Very wrong	97.7	92.1	82.8	73.1	87.5	
Wrong	1.6	3.7	9.7	13.3	6.5	
A little bit wrong	0.5	3.0	3.4	8.4	3.5	
Not wrong at all	0.2	1.2	4.0	5.3	2.4	
N of Valid	426	431	349	323	1529	
N of Miss	37	55	37	10	139	

Table 202: How wrong do your parents feel it would be for YOU to: smoke marijuana?





Response	6	8	10	12	Total	
Very wrong	98.6	93.9	85.1	79.2	90.1	
Wrong	1.2	3.5	7.2	11.8	5.5	
A little bit wrong	0.2	1.4	3.7	4.7	2.3	
Not wrong at all	0.0	1.2	4.0	4.3	2.2	
N of Valid	425	426	349	322	1522	
N of Miss	38	60	37	11	146	

Table 203: How wrong do your parents feel it would be for YOU to: use prescription drugs not prescribed to you?





Response	6	8	10	12	Total	
Very wrong	96.5	93.0	87.7	83.3	90.7	
Wrong	2.4	4.7	7.7	8.4	5.5	
A little bit wrong	1.2	0.7	2.0	5.9	2.2	
Not wrong at all	0.0	1.6	2.6	2.5	1.6	
N of Valid	424	428	349	323	1524	
N of Miss	39	58	37	10	144	

Table 204: How wrong do your parents feel it would be for YOU to: steal something worth more than \$5?





Response	6	8	10	12	Total	
Very wrong	87.3	84.3	85.1	82.6	84.9	
Wrong	9.7	12.4	10.9	11.5	11.1	
A little bit wrong	2.8	2.6	2.0	3.7	2.8	
Not wrong at all	0.2	0.7	2.0	2.2	1.2	
N of Valid	424	426	348	322	1520	
N of Miss	39	60	38	11	148	

Table 205: How wrong do your parents feel it would be for YOU to: draw graffiti, write things, or draw pictures on buildings or other property (without the owner's permission)?





Response	6	8	10	12	Total	
Very wrong	89.4	83.4	82.1	81.1	84.3	
Wrong	6.4	11.7	10.4	12.1	10.0	
A little bit wrong	2.8	3.7	3.8	3.7	3.5	
Not wrong at all	1.4	1.2	3.8	3.1	2.2	
N of Valid	425	429	346	322	1522	
N of Miss	38	57	40	11	146	

Table 206: How wrong do your parents feel it would be for YOU to: pick a fight with someone?





Response	6	8	10	12	Total	
Very wrong	75.0	63.3	65.5	66.3	67.7	
Wrong	17.2	22.4	20.1	18.9	19.7	
A little bit wrong	5.4	11.1	9.8	8.7	8.7	
Not wrong at all	2.4	3.3	4.6	6.2	3.9	
N of Valid	424	425	348	323	1520	
N of Miss	39	61	38	10	148	

Table 207: During the past 12 months, have you talked with at least one of your parents about the dangers of underage drinking and/or drinking and driving? By parents, we mean either your biological parents, adoptive parents, stepparents, or adult guardians - whether or not they live with you.



Response	6	8	10	12	Total	
No	46.8	58.2	55.0	52.4	53.0	
Yes	53.2	41.8	45.0	47.6	47.0	
N of Valid	417	407	338	311	1473	
N of Miss	46	79	48	22	195	

Table 208: The rules in my family are clear.





Response	6	8	10	12	Total	
NO!	3.1	3.3	4.0	4.6	3.7	
no	4.2	8.0	6.3	8.0	6.6	
yes	25.4	34.3	34.8	38.4	32.8	
YES!	67.3	54.5	55.0	48.9	57.0	
N of Valid	425	426	351	323	1525	
N of Miss	38	60	35	10	143	

Table 209: People in my family often insult or yell at each other.

Response	6	8	10	12	Total	
NO!	36.9	25.9	23.2	27.4	28.7	
no	34.6	40.3	43.8	41.7	39.8	
yes	20.5	21.2	19.5	21.2	20.6	
YES!	8.0	12.5	13.5	9.7	10.9	
N of Valid	425	424	349	321	1519	
N of Miss	38	62	37	12	149	

Table 210: When I am not at home, one of my parents knows where I am and who I am with.

Response	6	8	10	12	Total	
NO!	4.2	5.0	4.0	5.9	4.7	
no	4.0	9.5	6.6	8.1	7.0	
yes	24.3	28.8	39.7	44.5	33.4	
YES!	67.5	56.7	49.7	41.4	54.9	
N of Valid	424	423	348	321	1516	
N of Miss	39	63	38	12	152	

Table 211: We argue about the same things in my family over and over.

Response	6	8	10	12	Total	
NO!	38.7	27.3	19.0	23.0	27.7	
no	34.0	34.4	35.9	37.3	35.2	
yes	17.1	26.5	27.3	28.0	24.4	
YES!	10.1	11.8	17.8	11.8	12.7	
N of Valid	426	422	348	322	1518	
N of Miss	37	64	38	11	150	

Table 212: If you drank some beer or wine or liquor (for example, vodka, whiskey, or gin) without your parents' permission, would you be caught by your parents?





Response	6	8	10	12	Total	
NO!	9.6	18.4	18.1	19.3	16.1	
no	4.9	19.6	29.9	41.0	22.4	
yes	14.6	16.5	20.4	20.2	17.6	
YES!	70.8	45.5	31.6	19.6	43.9	
N of Valid	425	424	348	322	1519	
N of Miss	38	62	38	11	149	

Table 213: My family has clear rules about alcohol and drug use.





Response	6	8	10	12	Total	
NO!	6.2	6.6	6.0	6.2	6.3	
no	6.2	10.4	11.8	12.4	10.0	
yes	17.4	23.4	28.7	33.5	25.1	
YES!	70.2	59.6	53.4	47.8	58.6	
N of Valid	419	423	348	322	1512	
N of Miss	44	63	38	11	156	

Table 214: If you carried a handgun without your parents' permission, would you be caught by your parents?





Response	6	8	10	12	Total	
NO!	5.5	8.3	9.2	12.9	8.7	
no	5.7	13.0	14.9	19.1	12.7	
yes	14.8	20.1	23.5	22.9	20.0	
YES!	74.0	58.6	52.4	45.1	58.6	
N of Valid	419	423	349	319	1510	
N of Miss	44	63	37	14	158	

Table 215: If you skipped school would you be caught by your parents?





Response	6	8	10	12	Total	
NO!	5.7	7.4	12.6	18.0	10.4	
no	4.7	14.0	17.5	26.1	14.8	
yes	18.2	20.7	27.5	22.4	21.9	
YES!	71.3	58.0	42.4	33.5	52.9	
N of Valid	422	421	349	322	1514	
N of Miss	41	65	37	11	154	

Table 216: My parents ask if I've gotten my homework done.





Response	6	8	10	12	Total	
NO!	3.8	6.9	8.9	11.2	7.4	
no	5.0	9.5	15.8	19.9	11.9	
yes	21.7	27.7	27.6	37.6	28.1	
YES!	69.5	56.0	47.7	31.4	52.6	
N of Valid	419	423	348	322	1512	
N of Miss	44	63	38	11	156	

Table 217: People in my family have serious arguments.





Response	6	8	10	12	Total	
NO!	41.9	32.1	28.2	31.1	33.7	
no	35.1	39.0	38.9	41.6	38.4	
yes	12.3	15.3	18.7	18.6	16.0	
YES!	10.7	13.6	14.1	8.7	11.9	
N of Valid	422	418	347	322	1509	
N of Miss	41	68	39	11	159	

Table 218: Would your parents know if you did not come home on time?





Response	6	8	10	12	Total	
NO!	5.7	5.5	5.2	9.7	6.4	
no	5.7	12.6	11.0	13.1	10.4	
yes	24.9	29.5	33.7	39.4	31.3	
YES!	63.7	52.4	50.0	37.8	51.9	
N of Valid	422	420	344	320	1506	
N of Miss	41	66	42	13	162	

Table 219: Have any of your brothers or sisters ever: drunk beer, wine or hard liquor (for example, vodka, whiskey or gin)?




Response	6	8	10	12	Total	
No	74.6	57.3	49.1	41.6	57.0	
Yes	20.4	39.0	48.0	54.3	39.1	
I don't have any brothers or sisters	5.0	3.6	2.9	4.0	3.9	
N of Valid	422	415	344	322	1503	
N of Miss	41	71	42	11	165	

Table 220: Have any of your brothers or sisters ever: smoked marijuana?




Response	6	8	10	12	Total	
No	91.4	78.4	66.7	58.4	75.1	
Yes	4.0	17.5	30.1	37.6	20.9	
I don't have any brothers or sisters	4.5	4.1	3.2	4.0	4.0	
N of Valid	420	417	345	322	1504	
N of Miss	43	69	41	11	164	

Table 221: Have any of your brothers or sisters ever: smoked cigarettes?




Response	6	8	10	12	Total	
No	78.8	70.7	62.3	55.6	67.8	
Yes	16.2	25.7	34.5	40.4	28.2	
I don't have any brothers or sisters	5.0	3.6	3.2	4.0	4.0	
N of Valid	419	416	345	322	1502	
N of Miss	44	70	41	11	166	

Table 222: Have any of your brothers or sisters ever: taken a handgun to school?




Response	6	8	10	12	Total	
No	94.5	94.2	94.5	91.3	93.7	
Yes	1.2	2.2	2.0	4.3	2.3	
I don't have any brothers or sisters	4.3	3.6	3.5	4.3	3.9	
N of Valid	418	414	343	322	1497	
N of Miss	45	72	43	11	171	

Table 223: Have any of your brothers or sisters ever: been suspended or expelled from school?




Response	6	8	10	12	Total	
No	67.9	64.9	62.5	60.7	64.3	
Yes	27.4	31.2	34.3	35.2	31.7	
I don't have any brothers or sisters	4.8	3.8	3.2	4.0	4.0	
N of Valid	420	416	344	321	1501	
N of Miss	43	70	42	12	167	

Table 224: Have you changed homes in the past year (the last 12 months)?



Response	6	8	10	12	Total	
No	73.8	78.9	76.9	80.2	77.3	
Yes	26.2	21.1	23.1	19.8	22.7	
N of Valid	424	417	346	324	1511	
N of Miss	39	69	40	9	157	

Table 225: How many times have you changed homes since kindergarten?






Response	6	8	10	12	Total	
Never	38.2	37.2	32.7	29.5	34.8	
1 or 2 times	35.2	32.0	32.1	30.4	32.6	
3 or 4 times	17.3	17.4	17.5	18.6	17.7	
5 or 6 times	3.8	9.1	8.6	11.2	7.9	
7 or more times	5.5	4.3	9.2	10.2	7.0	
N of Valid	421	419	349	322	1511	
N of Miss	42	67	37	11	157	



Table 226: Have you changed schools (including changing from elementary to middle and middle to high school) in the past year?



Response	6	8	10	12	Total	
No	66.5	67.0	75.7	78.3	71.3	
Yes	33.5	33.0	24.3	21.7	28.7	
N of Valid	421	418	345	323	1507	
N of Miss	42	68	41	10	161	

Table 227: How many times have you changed schools since kindergarten (including changing from elementary to middle and middle to high school)?






Response	6	8	10	12	Total	
Never	39.5	27.7	30.6	26.0	31.3	
1 or 2 times	37.4	35.9	25.7	22.6	31.1	
3 or 4 times	15.8	23.6	28.0	26.3	23.0	
5 or 6 times	5.2	8.0	10.6	15.5	9.4	
7 or more times	2.1	4.8	5.1	9.6	5.2	
N of Valid	423	415	350	323	1511	
N of Miss	40	71	36	10	157	

Table 228: Has anyone in your family ever had severe alcohol or drug problems?



Response	6	8	10	12	Total	
No	72.9	65.0	59.5	54.6	63.7	
Yes	27.1	35.0	40.5	45.4	36.3	
N of Valid	424	414	348	324	1510	
N of Miss	39	72	38	9	158	

Table 229: About how many adults (over 21) have you known personally who in the past year have: used marijuana, crack, cocaine, or other drugs?






Response	6	8	10	12	Total	
0	76.5	63.5	55.3	46.4	61.6	
1	13.5	13.8	14.5	13.6	13.8	
2	4.0	6.3	11.7	11.8	8.1	
03/04/13	2.4	5.8	7.7	10.2	6.2	
5	3.6	10.6	10.8	18.0	10.3	
N of Valid	422	414	351	323	1510	
N of Miss	41	72	35	10	158	

Table 230: About how many adults (over 21) have you known personally who in the past year have: sold or dealt drugs?






Response	6	8	10	12	Total	
0	85.7	72.2	65.5	56.8	71.1	
1	9.3	9.4	12.0	12.4	10.6	
2	2.4	6.1	8.8	8.4	6.2	
03/04/13	1.0	4.6	5.4	8.7	4.6	
5	1.7	7.7	8.3	13.7	7.4	
N of Valid	420	413	351	322	1506	
N of Miss	43	73	35	11	162	

Table 231: About how many adults (over 21) have you known personally who in the past year have: done other things that could get them in trouble with the police, like stealing, selling stolen goods, mugging or assaulting others, etc.?






Response	6	8	10	12	Total	
0	83.4	68.5	60.4	57.3	68.4	
1	10.0	10.9	15.4	13.3	12.2	
2	1.7	6.3	9.4	7.1	5.9	
03/04/13	1.2	5.3	7.7	7.7	5.2	
5	3.8	9.0	7.1	14.6	8.3	
N of Valid	422	413	351	323	1509	
N of Miss	41	73	35	10	159	

Table 232: About how many adults (over 21) have you known personally who in the past year have: gotten drunk or high?






Response	6	8	10	12	Total	
0	61.4	41.2	36.1	25.4	42.3	
1	19.4	18.4	13.2	13.6	16.5	
2	6.9	8.7	11.2	13.3	9.8	
03/04/13	4.5	8.0	14.0	11.5	9.2	
5	7.8	23.7	25.5	36.2	22.4	
N of Valid	422	413	349	323	1507	
N of Miss	41	73	37	10	161	

Table 233: Have you seen or heard information about underage drinking in the past 12 months from the following sources? Radio



Response	6	8	10	12	Total	
No	54.4	48.8	48.3	43.6	49.1	
Yes	45.6	51.2	51.7	56.4	50.9	
N of Valid	423	414	350	326	1513	
N of Miss	40	72	36	7	155	

Table 234: Have you seen or heard information about underage drinking in the past 12 months from the following sources? TV.



Response	6	8	10	12	Total	
No	34.8	28.2	31.9	32.6	31.8	
Yes	65.2	71.8	68.1	67.4	68.2	
N of Valid	423	412	351	325	1511	
N of Miss	40	74	35	8	157	

Table 235: Have you seen or heard information about underage drinking in the past 12 months from the following sources? Print. This includes information on underage drinking you may have seen in the newspaper, on a billboard, in pamphlets, on stickers, etc.



Response	6	8	10	12	Total	
No	44.5	39.5	43.5	37.1	41.3	
Yes	55.5	60.5	56.5	62.9	58.7	
N of Valid	422	413	352	326	1513	
N of Miss	41	73	34	7	155	

Table 236: Have you seen or heard information about underage drinking in the past 12 months from the following sources? Website or social media? (Facebook, Myspace, website, etc.)



Response	6	8	10	12	Total	
No	50.2	38.8	47.1	49.5	46.3	
Yes	49.8	61.2	52.9	50.5	53.7	
N of Valid	422	410	350	325	1507	
N of Miss	41	76	36	8	161	

Table 237: The next questions ask about your opinions of the information you saw or heard. If you have seen or heard more than one ad, please think about your favorite ad when answering these questions. The information about underage drinking that I saw or heard was convincing.






Response	6	8	10	12	Total	
NO!	28.2	18.6	17.8	17.4	20.8	
no	9.3	15.2	22.3	22.4	16.7	
yes	18.4	27.9	30.1	35.7	27.4	
YES!	23.9	23.2	16.9	18.0	20.8	
I have not seen or heard any ads about underage drinking in the past 12 months.	20.3	15.2	12.9	6.5	14.2	
N of Valid	419	409	349	322	1499	
N of Miss	44	77	37	11	169	

Table 238: The next questions ask about your opinions of the information you saw or heard. If you have seen or heard more than one ad, please think about your favorite ad when answering these questions. The information about underage drinking that I saw or heard grabbed my attention.






Response	6	8	10	12	Total	
NO!	24.7	17.0	17.8	14.2	18.7	
no	12.3	17.5	27.0	23.8	19.7	
yes	17.7	27.4	27.3	35.0	26.3	
YES!	25.2	24.4	15.5	19.8	21.6	
I have not seen or heard any ads about underage drinking in the past 12 months.	20.1	13.6	12.4	7.1	13.7	
N of Valid	413	405	348	323	1489	
N of Miss	50	81	38	10	179	

Table 239: The next questions ask about your opinions of the information you saw or heard. If you have seen or heard more than one ad, please think about your favorite ad when answering these questions. The information about underage drinking that I saw or heard said something important to me.






Response	6	8	10	12	Total	
NO!	22.5	16.7	19.1	14.2	18.4	
no	10.3	16.7	26.6	26.0	19.2	
yes	17.7	25.3	24.6	33.4	24.8	
YES!	28.3	25.8	18.2	18.6	23.2	
I have not seen or heard any ads about underage drinking in the past 12 months.	21.1	15.5	11.6	7.7	14.5	
N of Valid	417	407	346	323	1493	
N of Miss	46	79	40	10	175	

Table 240: The next questions ask about your opinions of the information you saw or heard. If you have seen or heard more than one ad, please think about your favorite ad when answering these questions. Seeing or hearing this information about underage drinking made me want to stop or decrease my drinking.










Response	6	8	10	12	Total	
NO!	22.8	19.1	20.5	19.9	20.6	
no	4.8	12.1	23.4	24.6	15.5	
yes	8.0	16.6	19.0	23.7	16.4	
YES!	28.1	29.0	19.0	21.1	24.7	
I have not seen or heard any ads about underage drinking in the past 12 months.	36.3	23.2	18.1	10.7	22.9	
N of Valid	399	397	342	317	1455	
N of Miss	64	89	44	16	213	

Table 241: How honest were you in filling out this survey?

Response	6	8	10	12	Total	
I was very honest	83.6	77.6	77.3	77.8	79.2	
I was honest pretty much of the time	13.6	17.3	18.8	16.7	16.5	
I was honest some of the time	2.3	3.1	3.1	4.0	3.1	
I was honest once in a while	0.5	1.9	0.9	1.5	1.2	
I was not honest at all	0.0	0.0	0.0	0.0	0.0	
N of Valid	426	416	352	324	1518	
N of Miss	37	70	34	9	150	