

2010 APNA



Arkansas Prevention Needs Assessment Student Survey

Union County Tables

Arkansas Department of Human Services
Division of Behavioral Sciences
Office of Alcohol and Drug Abuse Prevention

Conducted by International Survey Associates dba Pride Surveys

Contents

1	INTRODUCTION	11
2	PERCENTAGE TABLES	16

List of Tables

1	Sex	17
2	Age	17
3	Are you Hispanic or Latino?	17
4	What is your race? Black or African American	18
5	What is your race? Asian	18
6	What is your race? American Indian	18
7	What is your race? Alaska Native	18
8	What is your race? White	19
9	What is your race? Native Hawaiian or Other Pacific Islander	19
10	What is your race? Other	19
11	What is the highest level of schooling completed by your mother or father?	20
12	Think of where you live most of the time. Which of the following people live there with you? Mother	20
13	Think of where you live most of the time. Which of the following people live there with you? Stepmother	20
14	Think of where you live most of the time. Which of the following people live there with you? Foster Mother	21
15	Think of where you live most of the time. Which of the following people live there with you? Grandmother	21
16	Think of where you live most of the time. Which of the following people live there with you? Aunt	21
17	Think of where you live most of the time. Which of the following people live there with you? Father	21
18	Think of where you live most of the time. Which of the following people live there with you? Stepfather	22
19	Think of where you live most of the time. Which of the following people live there with you? Foster Father	22
20	Think of where you live most of the time. Which of the following people live there with you? Grandfather	22
21	Think of where you live most of the time. Which of the following people live there with you? Uncle	22
22	Think of where you live most of the time. Which of the following people live there with you? Other Adults	23
23	Think of where you live most of the time. Which of the following people live there with you? Brother(s)	23
24	Think of where you live most of the time. Which of the following people live there with you? Stepbrother(s)	23
25	Think of where you live most of the time. Which of the following people live there with you? Sister(s)	23
26	Think of where you live most of the time. Which of the following people live there with you? Stepsister(s)	24

27	Think of where you live most of the time. Which of the following people live there with you? Other Children	24
28	In my school, students have lots of chances to help decide things like class activities and rules.	24
29	Teachers ask me to work on special classroom projects.	24
30	My teacher(s) notices when I am doing a good job and lets me know about it.	25
31	There are lots of chances for students in my school to get involved in sports, clubs, and other school activities outside of class.	25
32	There are lots of chances for students in my school to talk with a teacher one-on-one.	25
33	I feel safe at my school.	26
34	The school lets my parents know when I have done something well.	26
35	My teachers praise me when I work hard in school.	26
36	Are your school grades better than the grades of most students in your class?	27
37	I have lots of chances to be part of class discussions or activities.	27
38	Now thinking back over the past year in school, how often did you: enjoy being in school?	27
39	Now thinking back over the past year in school, how often did you: hate being in school?	28
40	Now thinking back over the past year in school, how often did you: try to do your best work in school?	28
41	How often do you feel that the school work you are assigned is meaningful and important?	28
42	Putting them all together, what were your grades like last year?	29
43	How important do you think the things you are learning in school are going to be for your later life?	29
44	How interesting are most of your courses to you?	29
45	During the LAST FOUR WEEKS how many whole days of school have you missed because you skipped or 'cut'?	30
46	What are the chances you would be seen as cool if you: smoked cigarettes?	30
47	What are the chances you would be seen as cool if you: worked hard at school?	30
48	What are the chances you would be seen as cool if you: began drinking alcoholic beverages regularly, that is, at least once or twice a month?	31
49	What are the chances you would be seen as cool if you: defended someone who was being verbally abused at school?	31
50	What are the chances you would be seen as cool if you: smoked marijuana?	31
51	What are the chances you would be seen as cool if you: carried a handgun?	32

52	What are the chances you would be seen as cool if you: regularly volunteered to do community service?	32
53	Think of your four best friends (the friends you feel closest to). In the past year (12 months), how many of your best friends have: participated in clubs, organizations or activities at school?	32
54	Think of your four best friends (the friends you feel closest to). In the past year (12 months), how many of your best friends have: smoked cigarettes?	33
55	Think of your four best friends (the friends you feel closest to). In the past year (12 months), how many of your best friends have: tried beer, wine or hard liquor (for example, vodka, whiskey, or gin) when their parents didn't know about it?	33
56	Think of your four best friends (the friends you feel closest to). In the past year (12 months), how many of your best friends have: made a commitment to stay drug-free?	33
57	Think of your four best friends (the friends you feel closest to). In the past year (12 months), how many of your best friends have: used marijuana?	34
58	Think of your four best friends (the friends you feel closest to). In the past year (12 months), how many of your best friends have: tried to do well in school?	34
59	Think of your four best friends (the friends you feel closest to). In the past year (12 months), how many of your best friends have: used LSD, cocaine, amphetamines, or other illegal drugs?	34
60	Think of your four best friends (the friends you feel closest to). In the past year (12 months), how many of your best friends have: been suspended from school?	35
61	Think of your four best friends (the friends you feel closest to). In the past year (12 months), how many of your best friends have: liked school?	35
62	Think of your four best friends (the friends you feel closest to). In the past year (12 months), how many of your best friends have: carried a handgun?	35
63	Think of your four best friends (the friends you feel closest to). In the past year (12 months), how many of your best friends have: sold illegal drugs?	36
64	Think of your four best friends (the friends you feel closest to). In the past year (12 months), how many of your best friends have: regularly attended religious services?	36
65	Think of your four best friends (the friends you feel closest to). In the past year (12 months), how many of your best friends have: stolen or tried to steal a motor vehicle such as a car or motorcycle?	36
66	Think of your four best friends (the friends you feel closest to). In the past year (12 months), how many of your best friends have: been arrested?	37

67	Think of your four best friends (the friends you feel closest to). In the past year (12 months), how many of your best friends have: dropped out of school?	37
68	Think of your four best friends (the friends you feel closest to). In the past year (12 months), how many of your best friends have: been members of a gang?	37
69	How old were you when you first: smoked marijuana?	38
70	How old were you when you first: smoked a cigarette, even just a puff?	38
71	How old were you when you first: had more than a sip or two of beer, wine or hard liquor (for example, vodka, whiskey, or gin)? . . .	39
72	How old were you when you first: began drinking alcoholic beverages regularly, that is, at least once or twice a month?	39
73	How old were you when you first: used phenoxydine (pox, px, breeze)?	40
74	How old were you when you first: got suspended from school? . . .	40
75	How old were you when you first: got arrested?	41
76	How old were you when you first: carried a handgun?	41
77	How old were you when you first: attacked someone with the idea of seriously hurting them?	42
78	How old were you when you first: belonged to a gang?	42
79	How wrong do you think it is for someone your age to: take a handgun to school?	43
80	How wrong do you think it is for someone your age to: steal anything worth more than \$5?	43
81	How wrong do you think it is for someone your age to: pick a fight with someone?	43
82	How wrong do you think it is for someone your age to: attack someone with the idea of seriously hurting them?	44
83	How wrong do you think it is for someone your age to: stay away from school all day when their parents think they are at school? . .	44
84	How wrong do you think it is for someone your age to: drink beer, wine or hard liquor (for example, vodka, whiskey, or gin) regularly? .	44
85	How wrong do you think it is for someone your age to: smoke cigarettes?	45
86	How wrong do you think it is for someone your age to: smoke marijuana?	45
87	How wrong do you think it is for someone your age to: use LSD, cocaine, amphetamines or another illegal drug?	45
88	At school during the past 12 months, did you receive help from the resource teacher, speech therapist or other special education teacher?	46
89	How many times in the past year (12 months) have you: been suspended from school?	46
90	How many times in the past year (12 months) have you: carried a handgun?	46

91	How many times in the past year (12 months) have you: sold illegal drugs?	47
92	How many times in the past year (12 months) have you: stolen or tried to steal a motor vehicle such as a car or motorcycle?	47
93	How many times in the past year (12 months) have you: participated in clubs, organizations or activities at school?	48
94	How many times in the past year (12 months) have you: been arrested?	48
95	How many times in the past year (12 months) have you: done extra work on your own for school?	49
96	How many times in the past year (12 months) have you: attacked someone with the idea of seriously hurting them?	49
97	How many times in the past year (12 months) have you: been drunk or high at school?	50
98	How many times in the past year (12 months) have you: volunteered to do community service?	50
99	How many times in the past year (12 months) have you: taken a handgun to school?	51
100	Are you currently on probation, or assigned a probation officer with Juvenile Court?	51
101	Have you ever belonged to a gang?	51
102	If you have ever belonged to a gang, did that gang have a name? . .	52
103	How many times have you done the following things? done what feels good no matter what.	52
104	How many times have you done the following things? done something dangerous because someone dared you to do it.	52
105	How many times have you done the following things? done crazy things even if they are a little dangerous.	53
106	You're looking at CD's in a music store with a friend. You look up and see her slip a CD under her coat. She smiles and says 'Which one do you want? Go ahead, take it while nobody's around.' There is nobody in sight, no employees and no other customers. What would you do now?	53
107	You are visiting another part of town, and you don't know any of the people your age there. You are walking down the street, and some teenager you don't know is walking toward you. He is about your size, and as he is about to pass you, he deliberately bumps into you and you almost lose your balance. What would you say or do? .	53
108	You are at a party at someone's house, and one of your friends offers you a drink containing alcohol. What would you say or do?	54
109	It's 8:00 on a weeknight and you are about to go over to a friend's home when your mother asks you where you are going. You say 'Oh, just going to go hang out with some friends.' She says, 'No, you'll just get into trouble if you go out. Stay home tonight.' What would you do now?	54
110	How often do you attend religious services or activities?	54

111	I do the opposite of what people tell me, just to get them mad. . .	55
112	I like to see how much I can get away with.	55
113	I ignore rules that get in my way.	55
114	I think sometimes it's okay to cheat at school.	56
115	It is important to think before you act.	56
116	Sometimes I think that life is not worth it.	56
117	At times I think I am no good at all.	57
118	All in all, I am inclined to think that I am a failure.	57
119	In the past year, have you felt depressed or sad MOST days, even if you felt okay sometimes?	57
120	It is all right to beat up people if they start the fight.	58
121	I think it is okay to take something without asking if you can get away with it.	58
122	Sometimes we don't know what we will do as adults, but we may have an idea. Please answer how true these statements may be for you. WHEN I AM AN ADULT I WILL: smoke cigarettes.	58
123	Sometimes we don't know what we will do as adults, but we may have an idea. Please answer how true these statements may be for you. WHEN I AM AN ADULT I WILL: drink beer, wine, or liquor.	59
124	Sometimes we don't know what we will do as adults, but we may have an idea. Please answer how true these statements may be for you. WHEN I AM AN ADULT I WILL: smoke marijuana.	59
125	Sometimes we don't know what we will do as adults, but we may have an idea. Please answer how true these statements may be for you. WHEN I AM AN ADULT I WILL: use LSD, cocaine, amphetamines or another illegal drug.	59
126	How much do you think people risk harming themselves (physically or in other ways) if they: smoked one or more packs of cigarettes per day?	60
127	How much do you think people risk harming themselves (physically or in other ways) if they: try marijuana once or twice?	60
128	How much do you think people risk harming themselves (physically or in other ways) if they: smoke marijuana regularly?	60
129	How much do you think people risk harming themselves (physically or in other ways) if they: take one or two drinks of an alcoholic beverage (beer, wine, liquor) nearly every day?	61
130	How much do you think people risk harming themselves (physically or in other ways) if they: have five or more drinks once or twice each weekend?	61
131	Have you ever used smokeless tobacco (chew, snuff, plug, dipping tobacco, or chewing tobacco)?	61
132	How often have you taken smokeless tobacco during the past 30 days?	62
133	Have you ever smoked cigarettes?	62
134	How frequently have you smoked cigarettes during the past 30 days?	62

135	Which statement best describes rules about smoking inside your home?	63
136	Which statement best describes rules about smoking in your family cars?	63
137	During this school year, were you taught in any of your classes about the dangers of tobacco use?	64
138	During the past 12 months, have you participated in any community activities to discourage people your age from using cigarettes, chewing tobacco, snuff, dip or cigars?	64
139	On how many occasions have you had alcoholic beverages (beer, wine or hard liquor) to drink in your lifetime - more than just a few sips?	64
140	On how many occasions have you had beer, wine or hard liquor to drink during the past 30 days?	65
141	On how many occasions have you used marijuana (grass, pot) or hashish (hash, hash oil) in your lifetime?	65
142	On how many occasions have you used marijuana (grass, pot) or hashish (hash, hash oil) during the past 30 days?	65
143	On how many occasions have you used LSD or other psychedelics in your lifetime?	66
144	On how many occasions have you used LSD or other psychedelics during the past 30 days?	66
145	On how many occasions have you used cocaine or crack in your lifetime?	66
146	On how many occasions have you used cocaine or crack during the past 30 days?	67
147	On how many occasions have you sniffed glue, breathed the contents of an aerosol spray can, or inhaled other gases or sprays, in order to get high in your lifetime?	67
148	On how many occasions have you sniffed glue, breathed the contents of an aerosol spray can, or inhaled other gases or sprays, in order to get high during the past 30 days?	68
149	On how many occasions have you used phenoxydine (pox, px, breeze) in your lifetime?	68
150	On how many occasions have you used phenoxydine (pox, px, breeze) during the past 30 days?	69
151	On how many occasions have you used sedatives (tranquilizers, such as Valium or Xanax, barbiturates, or sleeping pills) without a doctor telling you to take them, in your lifetime?	69
152	On how many occasions have you used sedatives (tranquilizers, such as Valium or Xanax, barbiturates, or sleeping pills) without a doctor telling you to take them, during the past 30 days?	70
153	On how many occasions have you used methamphetamines (meth, speed, crank, crystal meth) in your lifetime?	70

154	On how many occasions have you used methamphetamines (meth, speed, crank, crystal meth) in the past 30 days?	71
155	On how many occasions have you used stimulants, other than Methamphetamines (such as amphetamines, Ritalin or Dexedrine) without a doctor telling you to take them, in your lifetime?	71
156	On how many occasions have you used stimulants, other than Methamphetamines (such as amphetamines, Ritalin or Dexedrine) without a doctor telling you to take them, during the past 30 days?	72
157	On how many occasions have you used heroin or other opiates in your lifetime?	72
158	On how many occasions have you used heroin or other opiates during the past 30 days?	73
159	On how many occasions have you used MDMA ('X', 'E', or ecstasy) in your lifetime?	73
160	On how many occasions have you used MDMA ('X', 'E', or ecstasy) during the past 30 days?	73
161	On how many occasions have you taken prescription drugs (such as Valium, Xanax, Ritalin, Adderall, OxyContin, Darvocet, or sleeping pills) on your own-that is, without a doctor telling you to take them in your lifetime?	74
162	On how many occasions have you taken prescription drugs (such as Valium, Xanax, Ritalin, Adderall, OxyContin, Darvocet, or sleeping pills) on your own-that is, without a doctor telling you to take them during the past 30 days?	74
163	On how many occasions have you taken non-prescription medicines such as diet pills (for example, Dietac, Dexatrim or Prolamine), stay-awake pills (for example No-Doz, Vivarin, or Wake), or cough or cold medicines (robos, DXM, etc.) to get high in your lifetime?	75
164	On how many occasions have you taken non-prescription medicines such as diet pills (for example, Dietac, Dexatrim or Prolamine), stay-awake pills (for example No-Doz, Vivarin, or Wake), or cough or cold medicines (robos, DXM, etc.) to get high during the past 30 days?	75
165	On how many occasions have you been drunk or very high from drinking alcoholic beverages during the past 30 days?	76
166	On how many occasions have you drunk flavored alcoholic beverages, sometimes called 'alcopops' (like Mike's Hard Lemonade, Smirnoff Ice, Bacardi Breezers, etc.) in your lifetime?	76
167	On how many occasions have you drunk flavored alcoholic beverages, sometimes called 'alcopops' (like Mike's Hard Lemonade, Smirnoff Ice, Bacardi Breezers, etc.) during the past 30 days?	77
168	Think back over the last two weeks. How many times have you had five or more alcoholic drinks in a row?	77
169	During the past 30 days, how many times did you ride in a car or other vehicle driven by someone who had been drinking alcohol?	77

170	During the past 30 days, how many times did you drive a car or other vehicle when you had been drinking alcohol?	78
171	If you drank alcohol (not just a sip or taste) in the past year, how did you usually get it?	78
172	If you drank alcohol (not just a sip or taste) in the past year, where did you usually drink it?	79
173	During the last month, about how many marijuana cigarettes, or the equivalent, did you smoke a day, on the average?	79
174	How wrong would most adults (over 21) in your neighborhood think it is for kids your age: to use marijuana?	80
175	How wrong would most adults (over 21) in your neighborhood think it is for kids your age: to drink alcohol?	80
176	How wrong would most adults (over 21) in your neighborhood think it is for kids your age: to smoke cigarettes?	80
177	How much do each of the following statements describe your neighborhood? crime and/or drug selling	81
178	How much do each of the following statements describe your neighborhood? fights	81
179	How much do each of the following statements describe your neighborhood? lots of empty or abandoned buildings	81
180	How much do each of the following statements describe your neighborhood? lots of graffiti	82
181	If I had to move, I would miss the neighborhood I now live in.	82
182	My neighbors notice when I am doing a good job and let me know about it.	82
183	I like my neighborhood.	83
184	There are lots of adults in my neighborhood I could talk to about something important.	83
185	I'd like to get out of my neighborhood.	83
186	There are people in my neighborhood who are proud of me when I do something well.	84
187	There are people in my neighborhood who encourage me to do my best.	84
188	I feel safe in my neighborhood.	84
189	Which of the following activities for people your age are available in your community? sports teams?	85
190	Which of the following activities for people your age are available in your community? scouting?	85
191	Which of the following activities for people your age are available in your community? boys and girls clubs?	85
192	Which of the following activities for people your age are available in your community? 4-H clubs?	85
193	Which of the following activities for people your age are available in your community? service clubs?	86

194	If a kid smoked marijuana in your neighborhood would he or she be caught by the police?	86
195	If a kid drank some beer, wine or hard liquor (for example, vodka, whiskey, or gin) in your neighborhood would he or she be caught by the police?	86
196	If a kid carried a handgun in your neighborhood would he or she be caught by the police?	87
197	If you wanted to get some cigarettes, how easy would it be for you to get some?	87
198	If you wanted to get some beer, wine or hard liquor (for example, vodka, whiskey, or gin), how easy would it be for you to get some?	87
199	If you wanted to get a drug like cocaine, LSD, or amphetamines, how easy would it be for you to get some?	88
200	If you wanted to get a handgun, how easy would it be for you to get one?	88
201	If you wanted to get some marijuana, how easy would it be for you to get some?	88
202	During the past 12 months, have you participated in any alcohol prevention programs or seen any alcohol prevention messages in your school or community? Yes, a school-based program focused on preventing underage drinking and/or drinking and driving.	89
203	During the past 12 months, have you participated in any alcohol prevention programs or seen any alcohol prevention messages in your school or community? Yes, a community-based program focused on preventing underage drinking and/or drinking and driving (for example, through your church or temple or through youth groups like Boys and Girls Club or 4-H).	89
204	During the past 12 months, have you participated in any alcohol prevention programs or seen any alcohol prevention messages in your school or community? Yes, a media campaign addressing underage drinking and/or drinking and driving (for example, newspaper ads, posters, pamphlets, radio, TV).	89
205	During the past 12 months, have you participated in any alcohol prevention programs or seen any alcohol prevention messages in your school or community? No	89
206	How wrong do your parents feel it would be for YOU to: drink beer, wine or hard liquor (for example, vodka, whiskey or gin) regularly?	90
207	How wrong do your parents feel it would be for YOU to: smoke cigarettes?	90
208	How wrong do your parents feel it would be for YOU to: smoke marijuana?	90
209	How wrong do your parents feel it would be for YOU to: steal something worth more than \$5?	91

210	How wrong do your parents feel it would be for YOU to: draw graffiti, write things, or draw pictures on buildings or other property (without the owner's permission)?	91
211	How wrong do your parents feel it would be for YOU to: pick a fight with someone?	91
212	During the past 12 months, have you talked with at least one of your parents about the dangers of underage drinking and/or drinking and driving? By parents, we mean either your biological parents, adoptive parents, stepparents, or adult guardians - whether or not they live with you.	92
213	Have any of your brothers or sisters ever: drunk beer, wine or hard liquor (for example, vodka, whiskey or gin)?	92
214	Have any of your brothers or sisters ever: smoked marijuana?	92
215	Have any of your brothers or sisters ever: smoked cigarettes?	92
216	Have any of your brothers or sisters ever: taken a handgun to school?	93
217	Have any of your brothers or sisters ever: been suspended or expelled from school?	93
218	The rules in my family are clear.	93
219	People in my family often insult or yell at each other.	94
220	When I am not at home, one of my parents knows where I am and who I am with.	94
221	We argue about the same things in my family over and over.	94
222	If you drank some beer or wine or liquor (for example, vodka, whiskey, or gin) without your parents' permission, would you be caught by your parents?	95
223	My family has clear rules about alcohol and drug use.	95
224	If you carried a handgun without your parents' permission, would you be caught by your parents?	95
225	If you skipped school would you be caught by your parents?	96
226	Do you feel very close to your mother?	96
227	Do you share your thoughts and feelings with your mother?	96
228	My parents ask me what I think before most family decisions affecting me are made.	97
229	Do you share your thoughts and feelings with your father?	97
230	Do you enjoy spending time with your mother?	97
231	Do you enjoy spending time with your father?	98
232	If I had a personal problem, I could ask my mom or dad for help.	98
233	Do you feel very close to your father?	98
234	My parents give me lots of chances to do fun things with them.	99
235	My parents ask if I've gotten my homework done.	99
236	People in my family have serious arguments.	99
237	Would your parents know if you did not come home on time?	100
238	It is important to be honest with your parents, even if they become upset or you get punished.	100

239	My parents notice when I am doing a good job and let me know about it.	100
240	How often do your parents tell you they're proud of you for something you've done?	101
241	How many brothers and sisters, including stepbrothers and sisters, do you have that are younger than you?	101
242	How many brothers and sisters, including stepbrothers and sisters, do you have that are older than you?	101
243	Have you changed homes in the past year (the last 12 months)?	102
244	How many times have you changed homes since kindergarten?	102
245	Have you changed schools (including changing from elementary to middle and middle to high school) in the past year?	102
246	How many times have you changed schools since kindergarten (including changing from elementary to middle and middle to high school)?	103
247	Has anyone in your family ever had severe alcohol or drug problems?	103
248	About how many adults (over 21) have you known personally who in the past year have: used marijuana, crack, cocaine, or other drugs?	103
249	About how many adults (over 21) have you known personally who in the past year have: sold or dealt drugs?	104
250	About how many adults (over 21) have you known personally who in the past year have: done other things that could get them in trouble with the police, like stealing, selling stolen goods, mugging or assaulting others, etc.?	104
251	About how many adults (over 21) have you known personally who in the past year have: gotten drunk or high?	104
252	Have you seen or heard information about underage drinking in the past 12 months from the following sources? Radio	105
253	Have you seen or heard information about underage drinking in the past 12 months from the following sources? TV.	105
254	Have you seen or heard information about underage drinking in the past 12 months from the following sources? Print. This includes information on underage drinking you may have seen in the newspaper, on a billboard, in pamphlets, on stickers, etc.	105
255	Have you seen or heard information about underage drinking in the past 12 months from the following sources? Website or social media? (Facebook, Myspace, website, etc.)	105
256	The next questions ask about your opinions of the information you saw or heard. If you have seen or heard more than one ad, please think about your favorite ad when answering these questions. The information about underage drinking that I saw or heard was convincing.	106

257	The next questions ask about your opinions of the information you saw or heard. If you have seen or heard more than one ad, please think about your favorite ad when answering these questions. The information about underage drinking that I saw or heard grabbed my attention.	106
258	The next questions ask about your opinions of the information you saw or heard. If you have seen or heard more than one ad, please think about your favorite ad when answering these questions. The information about underage drinking that I saw or heard said something important to me.	106
259	The next questions ask about your opinions of the information you saw or heard. If you have seen or heard more than one ad, please think about your favorite ad when answering these questions. Seeing or hearing this information about underage drinking made me want to stop or decrease my drinking.	107
260	How honest were you in filling out this survey?	107

List of Figures

1	Grade Chart	12
2	Gender Chart	13
3	Age Chart	14
4	Ethnic Origin Chart	15

1 INTRODUCTION

This report was generated from data collected on the *2010 Arkansas Prevention Needs Assessment Student Survey*. This report contains basic frequency tables of all data collected and graphs on the selected demographic variables of grade, gender, age and ethnic origin. The graph on ethnic origin is represented as a bar chart rather than as a pie chart. This is because students were allowed to mark more than one response for ethnic origin as opposed to being allowed to mark only one response. The bars represent the percent of students who marked each of the ethnic categories.

Questions regarding the information found in this report can be directed to:

Pride Surveys

160 Vanderbilt Court
Bowling Green, KY 42103
1-800-279-6361
www.pridesurveys.com

Grade Chart

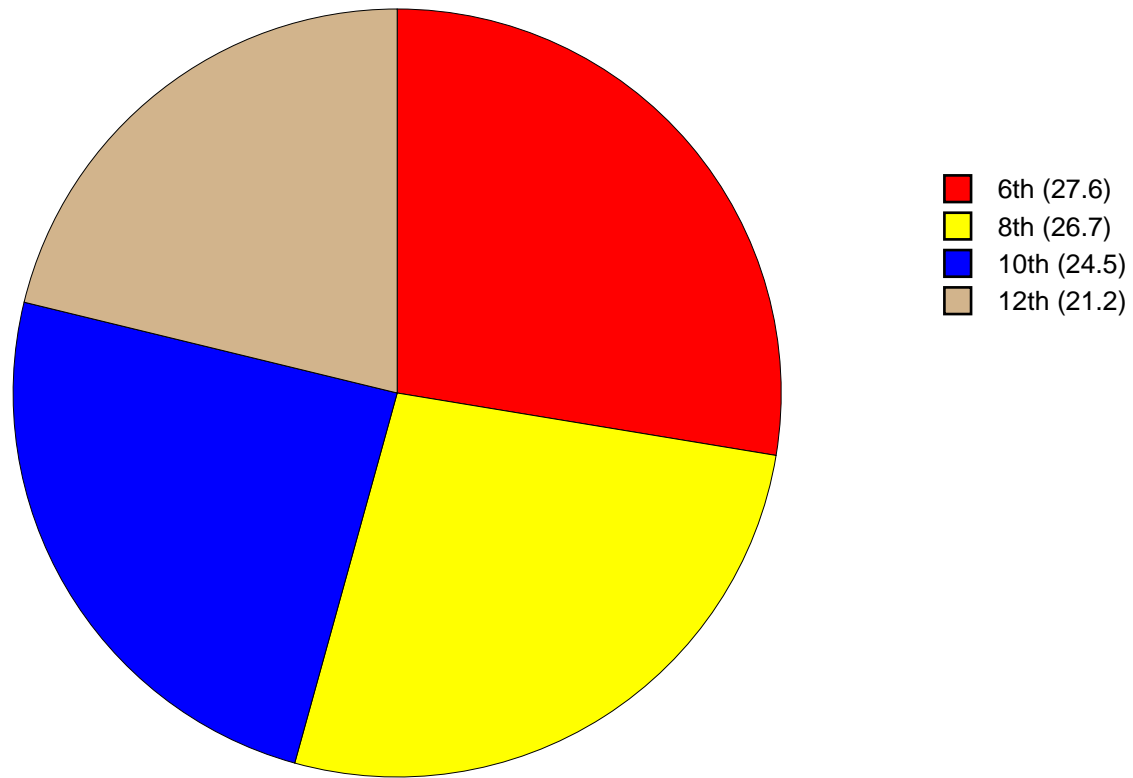


Figure 1: Grade Chart

Gender Chart

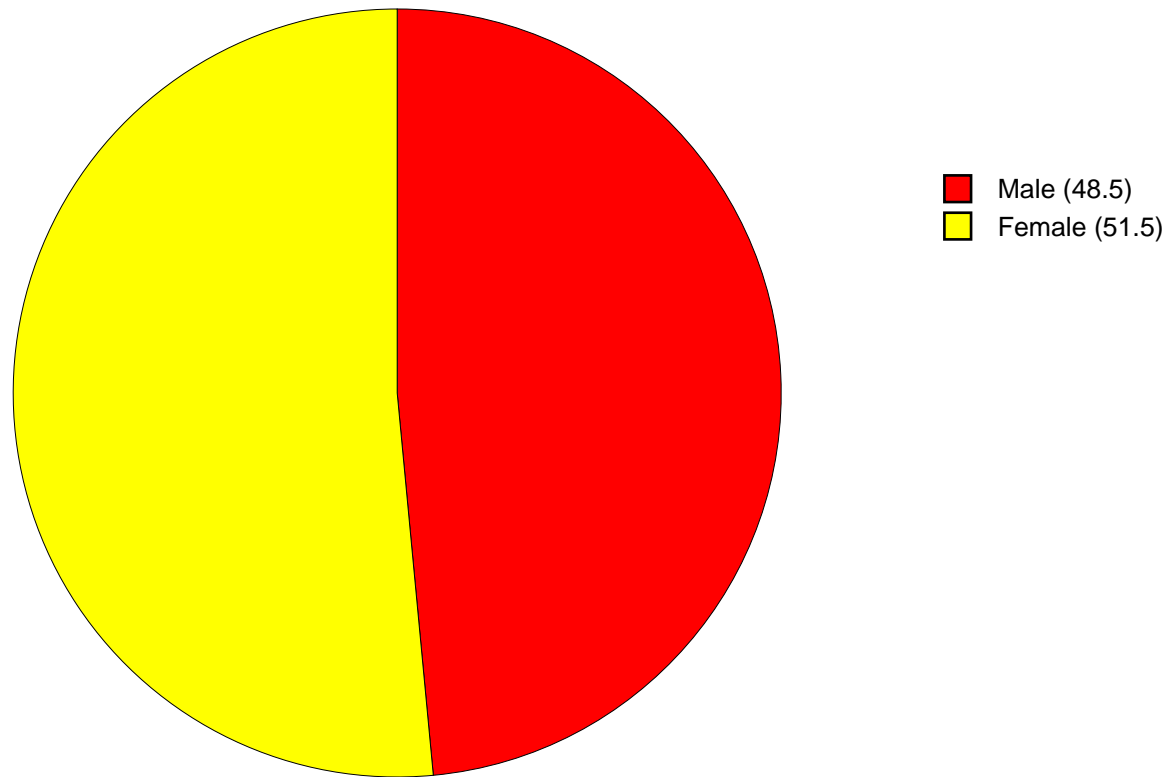


Figure 2: Gender Chart

Age Chart

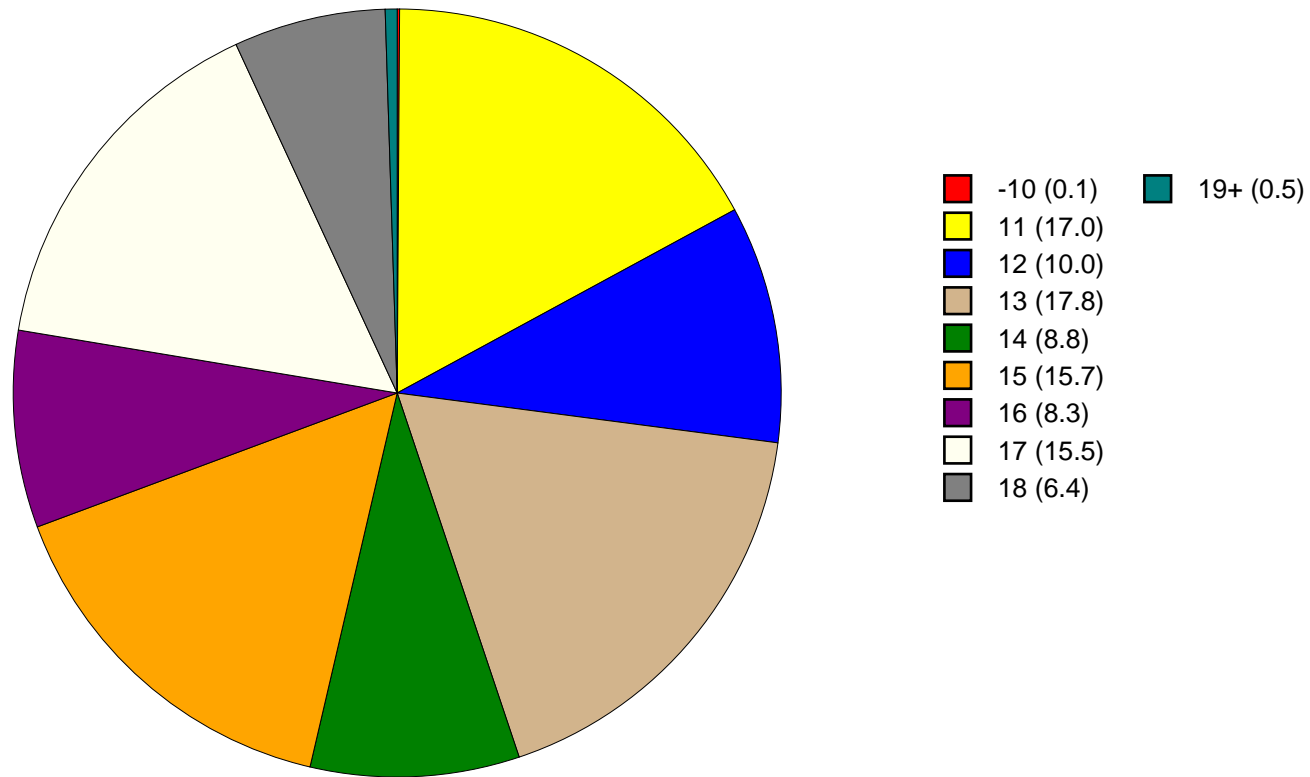


Figure 3: Age Chart

Ethnic Origin Chart

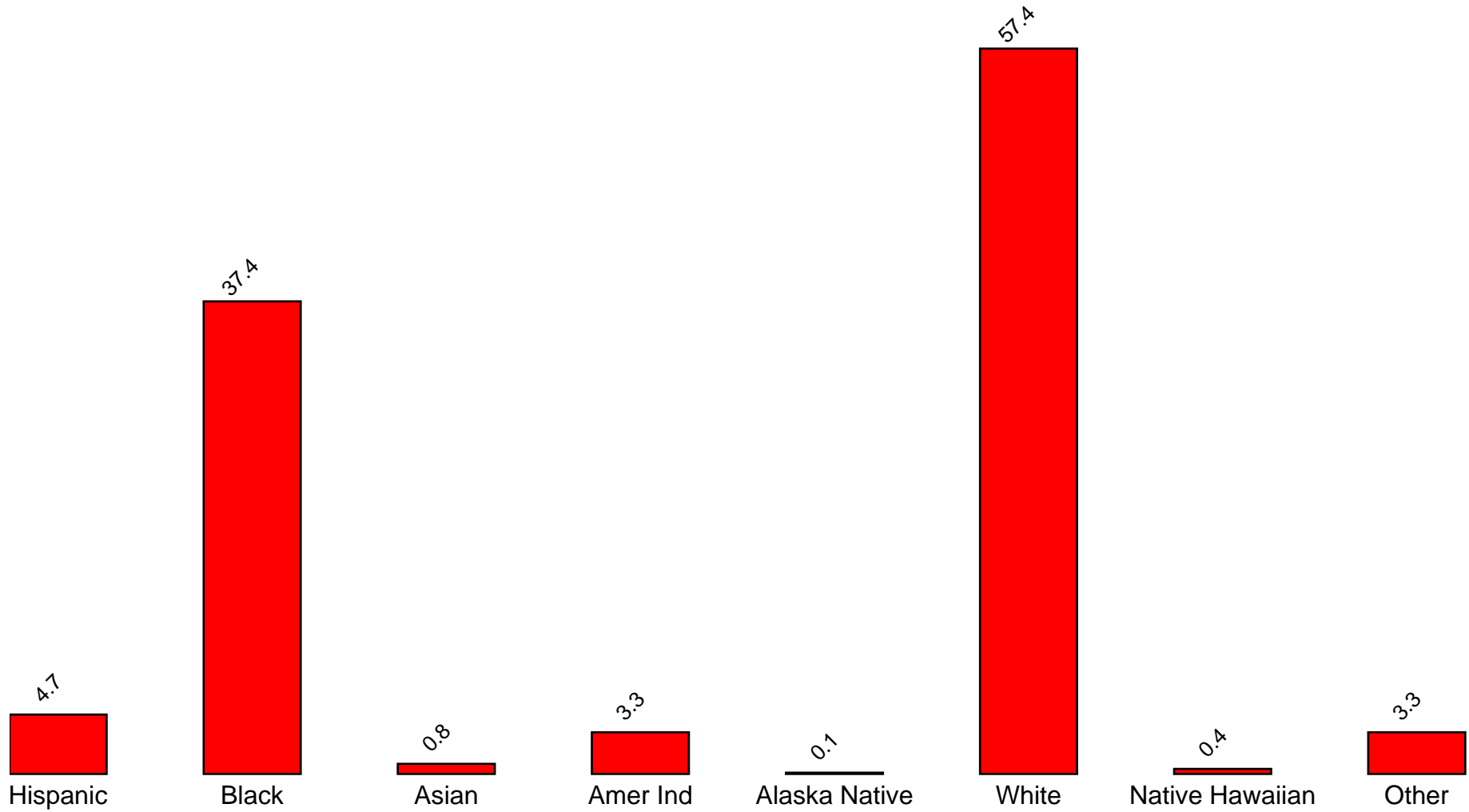


Figure 4: Ethnic Origin Chart

2 PERCENTAGE TABLES

The following tables contain frequency distribution detailing how your students responded to each question on the survey. The tables appear in the same order as the questions on the survey. The tables include breakdowns by grade level as well as overall percentages. The *N of Valid* row is a frequency count of the number of valid responses to each question for each grade and overall. The *N of Miss* row is a frequency count of the number of invalid (marked more than one response) or missing (i.e. did not respond) responses to each question for each grade and overall.

For the questions that allowed more than one response (i.e. race, live with, etc.) each response becomes a separate table. If a student did not mark the response, that was counted as a NO response, and if they did mark the response, that was counted as a YES response. Since a non response is a valid response for these questions, the *N of Miss* will always be zero for these questions.

Table 1: Sex



Response	6	8	10	12	Total	
Male	51.2	46.5	47.0	49.1	48.5	
Female	48.8	53.5	53.0	50.9	51.5	
N of Valid	453	434	400	348	1635	
N of Miss	3	6	5	2	16	

Table 2: Age











Response	6	8	10	12	Total	
10 or younger	0.4	0.0	0.0	0.0	0.1	
11	61.4	0.0	0.0	0.0	17.0	
12	35.7	0.2	0.0	0.0	10.0	
13	2.4	64.5	0.0	0.0	17.8	
14	0.0	32.8	0.2	0.0	8.8	
15	0.0	2.1	61.8	0.0	15.7	
16	0.0	0.5	33.3	0.0	8.3	
17	0.0	0.0	4.7	67.7	15.5	
18	0.0	0.0	0.0	30.0	6.4	
19 or older	0.0	0.0	0.0	2.3	0.5	
N of Valid	456	439	403	350	1648	
N of Miss	0	1	2	0	3	

Table 3: Are you Hispanic or Latino?



Response	6	8	10	12	Total	
No	95.2	93.4	95.7	97.4	95.3	
Yes	4.8	6.6	4.3	2.6	4.7	
N of Valid	434	427	396	344	1601	
N of Miss	22	13	9	6	50	

Table 4: What is your race? Black or African American



Response	6	8	10	12	Total	
No	62.1	66.4	60.7	60.9	62.6	
Yes	37.9	33.6	39.3	39.1	37.4	
N of Valid	456	440	405	350	1651	
N of Miss	0	0	0	0	0	

Table 5: What is your race? Asian



Response	6	8	10	12	Total	
No	99.3	99.3	98.8	99.1	99.2	
Yes	0.7	0.7	1.2	0.9	0.8	
N of Valid	456	440	405	350	1651	
N of Miss	0	0	0	0	0	

Table 6: What is your race? American Indian



Response	6	8	10	12	Total	
No	95.0	97.5	97.3	97.1	96.7	
Yes	5.0	2.5	2.7	2.9	3.3	
N of Valid	456	440	405	350	1651	
N of Miss	0	0	0	0	0	

Table 7: What is your race? Alaska Native



Response	6	8	10	12	Total	
No	100.0	100.0	99.5	100.0	99.9	
Yes	0.0	0.0	0.5	0.0	0.1	
N of Valid	456	440	405	350	1651	
N of Miss	0	0	0	0	0	

Table 8: What is your race? White



Response	6	8	10	12	Total	
No	46.3	38.6	43.2	42.3	42.6	
Yes	53.7	61.4	56.8	57.7	57.4	
N of Valid	456	440	405	350	1651	
N of Miss	0	0	0	0	0	

Table 9: What is your race? Native Hawaiian or Other Pacific Islander



Response	6	8	10	12	Total	
No	99.8	99.1	99.8	100.0	99.6	
Yes	0.2	0.9	0.2	0.0	0.4	
N of Valid	456	440	405	350	1651	
N of Miss	0	0	0	0	0	

Table 10: What is your race? Other



Response	6	8	10	12	Total	
No	96.7	95.9	96.8	97.7	96.7	
Yes	3.3	4.1	3.2	2.3	3.3	
N of Valid	456	440	405	350	1651	
N of Miss	0	0	0	0	0	

Table 11: What is the highest level of schooling completed by your mother or father?

Response	6	8	10	12	Total	
Completed grade school or less	2.5	0.9	2.3	0.3	1.5	
Some high school	3.2	6.2	8.5	7.2	6.1	
Completed high school	13.5	17.0	21.0	22.1	18.1	
Some college	14.2	14.7	19.0	22.3	17.3	
Completed college	27.5	25.7	24.3	28.4	26.4	
Graduate or professional school after college	9.7	10.1	12.0	10.0	10.4	
Don't know	28.2	24.3	12.3	8.9	19.1	
Does not apply	1.1	1.1	0.8	0.9	1.0	
N of Valid	443	436	400	349	1628	
N of Miss	4	2	1	1	7	

Table 12: Think of where you live most of the time. Which of the following people live there with you? Mother

Response	6	8	10	12	Total	
No	12.7	13.2	19.0	17.7	15.4	
Yes	87.3	86.8	81.0	82.3	84.6	
N of Valid	456	440	405	350	1651	
N of Miss	0	0	0	0	0	

Table 13: Think of where you live most of the time. Which of the following people live there with you? Stepmother

Response	6	8	10	12	Total	
No	95.2	94.3	93.8	96.9	95.0	
Yes	4.8	5.7	6.2	3.1	5.0	
N of Valid	456	440	405	350	1651	
N of Miss	0	0	0	0	0	

Table 14: Think of where you live most of the time. Which of the following people live there with you? Foster Mother



Response	6	8	10	12	Total	
No	99.8	100.0	99.5	99.7	99.8	
Yes	0.2	0.0	0.5	0.3	0.2	
N of Valid	456	440	405	350	1651	
N of Miss	0	0	0	0	0	

Table 15: Think of where you live most of the time. Which of the following people live there with you? Grandmother



Response	6	8	10	12	Total	
No	82.7	89.3	84.9	88.6	86.3	
Yes	17.3	10.7	15.1	11.4	13.7	
N of Valid	456	440	405	350	1651	
N of Miss	0	0	0	0	0	

Table 16: Think of where you live most of the time. Which of the following people live there with you? Aunt



Response	6	8	10	12	Total	
No	96.3	96.8	96.3	96.9	96.5	
Yes	3.7	3.2	3.7	3.1	3.5	
N of Valid	456	440	405	350	1651	
N of Miss	0	0	0	0	0	

Table 17: Think of where you live most of the time. Which of the following people live there with you? Father



Response	6	8	10	12	Total	
No	50.2	51.4	53.1	50.6	51.3	
Yes	49.8	48.6	46.9	49.4	48.7	
N of Valid	456	440	405	350	1651	
N of Miss	0	0	0	0	0	

Table 18: Think of where you live most of the time. Which of the following people live there with you? Stepfather



Response	6	8	10	12	Total	
No	83.6	82.5	85.2	88.0	84.6	
Yes	16.4	17.5	14.8	12.0	15.4	
N of Valid	456	440	405	350	1651	
N of Miss	0	0	0	0	0	

Table 19: Think of where you live most of the time. Which of the following people live there with you? Foster Father



Response	6	8	10	12	Total	
No	99.8	100.0	99.5	100.0	99.8	
Yes	0.2	0.0	0.5	0.0	0.2	
N of Valid	456	440	405	350	1651	
N of Miss	0	0	0	0	0	

Table 20: Think of where you live most of the time. Which of the following people live there with you? Grandfather



Response	6	8	10	12	Total	
No	91.9	92.7	91.6	93.7	92.4	
Yes	8.1	7.3	8.4	6.3	7.6	
N of Valid	456	440	405	350	1651	
N of Miss	0	0	0	0	0	

Table 21: Think of where you live most of the time. Which of the following people live there with you? Uncle



Response	6	8	10	12	Total	
No	96.7	95.7	96.8	97.7	96.7	
Yes	3.3	4.3	3.2	2.3	3.3	
N of Valid	456	440	405	350	1651	
N of Miss	0	0	0	0	0	

Table 22: Think of where you live most of the time. Which of the following people live there with you? Other Adults



Response	6	8	10	12	Total	
No	99.1	99.1	98.3	98.3	98.7	
Yes	0.9	0.9	1.7	1.7	1.3	
N of Valid	456	440	405	350	1651	
N of Miss	0	0	0	0	0	

Table 23: Think of where you live most of the time. Which of the following people live there with you? Brother(s)



Response	6	8	10	12	Total	
No	58.6	55.7	64.4	60.6	59.7	
Yes	41.4	44.3	35.6	39.4	40.3	
N of Valid	456	440	405	350	1651	
N of Miss	0	0	0	0	0	

Table 24: Think of where you live most of the time. Which of the following people live there with you? Stepbrother(s)



Response	6	8	10	12	Total	
No	95.0	95.9	97.5	97.7	96.4	
Yes	5.0	4.1	2.5	2.3	3.6	
N of Valid	456	440	405	350	1651	
N of Miss	0	0	0	0	0	

Table 25: Think of where you live most of the time. Which of the following people live there with you? Sister(s)



Response	6	8	10	12	Total	
No	57.2	59.8	63.7	63.1	60.8	
Yes	42.8	40.2	36.3	36.9	39.2	
N of Valid	456	440	405	350	1651	
N of Miss	0	0	0	0	0	

Table 26: Think of where you live most of the time. Which of the following people live there with you? Stepsister(s)



Response	6	8	10	12	Total	
No	96.1	97.7	97.8	98.3	97.4	
Yes	3.9	2.3	2.2	1.7	2.6	
N of Valid	456	440	405	350	1651	
N of Miss	0	0	0	0	0	

Table 27: Think of where you live most of the time. Which of the following people live there with you? Other Children



Response	6	8	10	12	Total	
No	97.1	95.7	95.8	94.3	95.8	
Yes	2.9	4.3	4.2	5.7	4.2	
N of Valid	456	440	405	350	1651	
N of Miss	0	0	0	0	0	

Table 28: In my school, students have lots of chances to help decide things like class activities and rules.





Response	6	8	10	12	Total	
NO!	23.8	19.9	21.6	24.2	22.3	
no	39.0	37.3	33.8	32.3	35.8	
yes	28.7	34.1	36.1	33.1	32.9	
YES!	8.5	8.7	8.5	10.4	8.9	
N of Valid	449	437	402	347	1635	
N of Miss	7	2	3	3	15	

Table 29: Teachers ask me to work on special classroom projects.





Response	6	8	10	12	Total	
NO!	14.9	10.3	10.7	9.2	11.4	
no	32.7	31.5	39.4	39.1	35.4	
yes	41.6	43.6	40.6	39.9	41.5	
YES!	10.9	14.6	9.2	11.8	11.7	
N of Valid	450	438	401	348	1637	
N of Miss	5	2	4	2	11	

Table 30: My teacher(s) notices when I am doing a good job and lets me know about it.

Response	6	8	10	12	Total
NO!	6.5	6.4	5.7	4.9	5.9
no	15.6	18.5	19.7	15.9	17.4
yes	46.1	45.1	48.1	56.5	48.5
YES!	31.8	30.0	26.4	22.8	28.1
N of Valid	449	437	401	347	1634
N of Miss	6	2	4	3	15

Table 31: There are lots of chances for students in my school to get involved in sports, clubs, and other school activities outside of class.

Response	6	8	10	12	Total
NO!	10.2	1.4	1.2	1.4	3.8
no	17.9	3.9	3.5	4.6	7.8
yes	35.4	35.6	39.9	39.8	37.5
YES!	36.5	59.1	55.4	54.2	50.9
N of Valid	452	438	401	349	1640
N of Miss	3	2	4	1	10

Table 32: There are lots of chances for students in my school to talk with a teacher one-on-one.

Response	6	8	10	12	Total
NO!	8.3	3.4	4.0	4.3	5.1
no	17.7	21.3	24.9	19.9	20.9
yes	43.4	47.8	47.8	49.4	46.9
YES!	30.6	27.5	23.4	26.3	27.1
N of Valid	447	437	402	346	1632
N of Miss	8	3	3	4	18

Table 33: I feel safe at my school.





Response	6	8	10	12	Total	
NO!	14.4	12.1	15.0	10.6	13.1	
no	14.6	14.4	21.8	15.2	16.4	
yes	39.5	48.2	46.4	49.3	45.6	
YES!	31.5	25.3	16.8	24.9	24.9	
N of Valid	451	438	399	349	1637	
N of Miss	4	2	5	1	12	

Table 34: The school lets my parents know when I have done something well.





Response	6	8	10	12	Total	
NO!	20.9	16.7	21.4	21.4	20.0	
no	32.4	34.4	47.4	46.5	39.6	
yes	32.0	34.4	21.9	24.6	28.6	
YES!	14.7	14.4	9.2	7.5	11.8	
N of Valid	450	436	401	346	1633	
N of Miss	6	3	4	4	17	

Table 35: My teachers praise me when I work hard in school.





Response	6	8	10	12	Total	
NO!	20.3	19.1	14.8	12.8	17.0	
no	27.8	31.5	36.8	34.8	32.5	
yes	37.4	39.1	37.3	43.2	39.1	
YES!	14.5	10.3	11.0	9.3	11.4	
N of Valid	449	435	399	345	1628	
N of Miss	7	5	5	5	22	

Table 36: Are your school grades better than the grades of most students in your class?

Response	6	8	10	12	Total
NO!	8.0	8.3	7.2	6.3	7.5
no	27.8	29.1	27.9	20.7	26.7
yes	43.8	47.0	49.0	52.0	47.7
YES!	20.4	15.6	15.9	21.0	18.2
N of Valid	450	436	402	348	1636
N of Miss	3	4	3	2	12

Table 37: I have lots of chances to be part of class discussions or activities.

Response	6	8	10	12	Total
NO!	8.4	3.2	4.0	3.2	4.8
no	17.7	14.6	16.7	11.8	15.4
yes	46.3	54.3	58.5	62.9	55.0
YES!	27.5	27.9	20.9	22.1	24.8
N of Valid	451	438	402	348	1639
N of Miss	5	2	3	2	12

Table 38: Now thinking back over the past year in school, how often did you: enjoy being in school?

Response	6	8	10	12	Total
Never	15.0	8.7	8.5	6.9	10.0
Seldom	7.4	10.6	17.0	14.0	12.0
Sometimes	42.4	40.6	42.8	43.8	42.3
Often	21.1	25.7	23.3	24.9	23.7
Almost always	14.1	14.4	8.5	10.3	12.0
N of Valid	446	436	400	349	1631
N of Miss	8	4	5	1	18

Table 39: Now thinking back over the past year in school, how often did you: hate being in school?






Response	6	8	10	12	Total	
Never	15.2	8.8	4.5	6.6	9.0	
Seldom	17.5	21.1	17.0	23.2	19.5	
Sometimes	33.8	41.4	37.4	34.7	36.9	
Often	15.0	17.4	24.9	23.2	19.8	
Almost always	18.6	11.3	16.2	12.3	14.7	
N of Valid	441	432	401	349	1623	
N of Miss	11	6	4	1	22	

Table 40: Now thinking back over the past year in school, how often did you: try to do your best work in school?






Response	6	8	10	12	Total	
Never	0.2	0.0	0.8	0.3	0.3	
Seldom	1.4	2.8	2.8	2.6	2.4	
Sometimes	7.5	11.2	15.0	16.9	12.4	
Often	19.8	28.1	34.6	34.4	28.8	
Almost always	71.1	57.9	46.9	45.8	56.2	
N of Valid	439	430	399	349	1617	
N of Miss	17	10	6	1	34	

Table 41: How often do you feel that the school work you are assigned is meaningful and important?






Response	6	8	10	12	Total	
Never	7.4	6.7	6.8	4.3	6.4	
Seldom	8.7	15.4	18.9	13.8	14.1	
Sometimes	26.2	29.5	34.8	38.8	31.9	
Often	32.2	27.0	27.5	25.6	28.2	
Almost always	25.5	21.4	11.9	17.5	19.4	
N of Valid	447	434	396	348	1625	
N of Miss	9	6	9	2	26	

Table 42: Putting them all together, what were your grades like last year?

Response	6	8	10	12	Total	
Mostly F's	2.3	2.8	1.5	0.6	1.9	
Mostly D's	2.3	5.0	6.4	5.2	4.6	
Mostly C's	15.3	25.5	28.1	28.8	24.1	
Mostly B's	39.4	38.3	41.2	40.4	39.7	
Mostly A's	40.7	28.4	22.8	25.0	29.7	
N of Valid	437	423	391	344	1595	
N of Miss	4	2	6	6	12	

Table 43: How important do you think the things you are learning in school are going to be for your later life?

Response	6	8	10	12	Total	
Very important	58.9	44.4	27.7	25.2	40.2	
Quite important	24.2	26.8	26.9	26.9	26.1	
Fairly important	9.8	17.8	27.2	30.1	20.5	
Slightly important	4.7	9.8	14.7	15.5	10.8	
Not at all important	2.4	1.1	3.5	2.3	2.3	
N of Valid	450	437	401	349	1637	
N of Miss	6	3	4	1	13	

Table 44: How interesting are most of your courses to you?

Response	6	8	10	12	Total	
Very interesting and stimulating	19.2	13.7	7.7	8.0	12.6	
Quite interesting	29.8	30.0	21.9	20.9	26.0	
Fairly interesting	27.8	32.7	36.9	44.3	34.9	
Slightly dull	14.3	14.9	21.2	21.4	17.7	
Very dull	8.8	8.7	12.2	5.4	8.9	
N of Valid	453	437	401	350	1641	
N of Miss	3	3	4	0	10	

Table 45: During the LAST FOUR WEEKS how many whole days of school have you missed because you skipped or 'cut'?








Response	6	8	10	12	Total	
None	71.5	78.3	78.6	78.3	76.5	
1	10.6	8.7	7.0	7.4	8.5	
2	6.6	4.3	5.2	6.3	5.6	
3	3.8	4.6	3.2	3.7	3.8	
4-5	4.9	3.0	3.5	2.9	3.6	
6-10	1.5	0.7	1.7	0.6	1.2	
11 or more	1.1	0.5	0.7	0.9	0.8	
N of Valid	452	438	401	350	1641	
N of Miss	4	2	4	0	10	

Table 46: What are the chances you would be seen as cool if you: smoked cigarettes?






Response	6	8	10	12	Total	
No or very little chance	85.8	73.2	53.8	54.8	67.9	
Little chance	6.3	12.2	16.6	23.1	14.0	
Some chance	3.6	5.7	16.8	14.4	9.7	
Pretty good chance	2.3	6.4	7.8	5.2	5.4	
Very good chance	2.0	2.5	5.0	2.6	3.0	
N of Valid	444	436	398	347	1625	
N of Miss	7	3	6	3	19	

Table 47: What are the chances you would be seen as cool if you: worked hard at school?






Response	6	8	10	12	Total	
No or very little chance	11.2	7.1	11.6	8.9	9.7	
Little chance	9.4	12.4	18.6	17.6	14.2	
Some chance	14.1	18.1	23.9	26.2	20.2	
Pretty good chance	20.4	29.5	25.9	28.0	25.8	
Very good chance	44.8	33.0	19.9	19.3	30.1	
N of Valid	446	437	397	347	1627	
N of Miss	10	3	7	3	23	

Table 48: What are the chances you would be seen as cool if you: began drinking alcoholic beverages regularly, that is, at least once or twice a month?






Response	6	8	10	12	Total	
No or very little chance	80.3	66.4	34.8	36.1	56.1	
Little chance	8.9	11.9	13.5	17.9	12.8	
Some chance	5.4	8.9	22.6	18.2	13.3	
Pretty good chance	2.7	7.8	16.0	21.1	11.2	
Very good chance	2.7	5.0	13.0	6.6	6.7	
N of Valid	447	438	399	346	1630	
N of Miss	9	2	6	3	20	

Table 49: What are the chances you would be seen as cool if you: defended someone who was being verbally abused at school?






Response	6	8	10	12	Total	
No or very little chance	20.2	12.4	15.8	10.4	14.9	
Little chance	8.8	11.0	16.3	13.9	12.3	
Some chance	15.2	21.6	25.6	31.2	22.9	
Pretty good chance	24.9	25.2	24.1	28.0	25.5	
Very good chance	30.8	29.8	18.3	16.5	24.4	
N of Valid	441	436	399	346	1622	
N of Miss	13	4	6	4	27	

Table 50: What are the chances you would be seen as cool if you: smoked marijuana?






Response	6	8	10	12	Total	
No or very little chance	88.5	77.9	48.6	44.4	66.5	
Little chance	4.5	6.6	10.9	20.2	10.0	
Some chance	2.0	5.7	13.7	15.6	8.7	
Pretty good chance	1.6	5.0	10.1	10.7	6.5	
Very good chance	3.4	4.8	16.7	9.2	8.3	
N of Valid	443	438	395	347	1623	
N of Miss	12	2	10	3	27	

Table 51: What are the chances you would be seen as cool if you: carried a handgun?






Response	6	8	10	12	Total	
No or very little chance	79.7	76.1	64.1	63.9	71.6	
Little chance	5.2	9.2	12.8	15.6	10.3	
Some chance	5.9	5.3	8.8	8.7	7.0	
Pretty good chance	2.3	4.4	5.5	5.2	4.2	
Very good chance	7.0	5.0	8.8	6.6	6.8	
N of Valid	444	436	398	346	1624	
N of Miss	9	4	7	4	24	

Table 52: What are the chances you would be seen as cool if you: regularly volunteered to do community service?






Response	6	8	10	12	Total	
No or very little chance	31.3	25.9	32.3	19.6	27.6	
Little chance	13.4	19.0	22.1	28.2	20.2	
Some chance	16.3	24.7	23.3	24.8	22.1	
Pretty good chance	18.1	15.6	14.8	17.3	16.4	
Very good chance	20.9	14.9	7.5	10.1	13.7	
N of Valid	441	437	399	347	1624	
N of Miss	14	3	6	3	26	

Table 53: Think of your four best friends (the friends you feel closest to). In the past year (12 months), how many of your best friends have: participated in clubs, organizations or activities at school?






Response	6	8	10	12	Total	
0	20.8	8.7	10.8	7.6	12.3	
1	14.4	8.3	13.6	11.4	11.9	
2	18.5	15.1	19.1	17.5	17.5	
3	17.8	16.5	15.6	16.3	16.6	
4	28.4	51.4	41.0	47.2	41.7	
N of Valid	443	436	398	343	1620	
N of Miss	13	3	6	7	29	

Table 54: Think of your four best friends (the friends you feel closest to). In the past year (12 months), how many of your best friends have: smoked cigarettes?






Response	6	8	10	12	Total	
0	88.8	68.7	56.3	42.9	65.7	
1	6.0	14.9	14.2	17.7	12.9	
2	2.0	7.8	10.0	17.4	8.8	
3	1.3	3.7	8.0	9.9	5.4	
4	1.8	4.8	11.5	12.2	7.2	
N of Valid	448	435	400	345	1628	
N of Miss	8	5	5	5	23	

Table 55: Think of your four best friends (the friends you feel closest to). In the past year (12 months), how many of your best friends have: tried beer, wine or hard liquor (for example, vodka, whiskey, or gin) when their parents didn't know about it?






Response	6	8	10	12	Total	
0	78.8	52.3	28.9	20.8	47.2	
1	10.2	16.4	15.7	11.7	13.5	
2	4.5	11.3	15.2	17.8	11.7	
3	1.6	8.3	9.7	16.4	8.5	
4	4.9	11.8	30.4	33.3	19.0	
N of Valid	449	434	401	342	1626	
N of Miss	7	4	4	8	23	

Table 56: Think of your four best friends (the friends you feel closest to). In the past year (12 months), how many of your best friends have: made a commitment to stay drug-free?






Response	6	8	10	12	Total	
0	12.8	15.4	28.6	33.7	21.8	
1	6.1	9.7	15.5	17.7	11.8	
2	5.2	8.5	12.0	14.0	9.6	
3	10.4	12.0	10.5	7.8	10.3	
4	65.5	54.5	33.3	26.7	46.4	
N of Valid	444	435	399	344	1622	
N of Miss	10	4	5	6	25	

Table 57: Think of your four best friends (the friends you feel closest to). In the past year (12 months), how many of your best friends have: used marijuana?






Response	6	8	10	12	Total	
0	93.7	80.0	56.9	47.5	71.2	
1	3.1	8.1	13.0	15.5	9.5	
2	1.1	4.1	10.0	10.5	6.1	
3	0.2	4.1	7.0	12.0	5.4	
4	1.8	3.7	13.0	14.6	7.8	
N of Valid	446	434	399	343	1622	
N of Miss	10	6	5	7	28	

Table 58: Think of your four best friends (the friends you feel closest to). In the past year (12 months), how many of your best friends have: tried to do well in school?






Response	6	8	10	12	Total	
0	4.5	2.8	3.7	3.2	3.6	
1	3.6	4.2	6.0	5.3	4.7	
2	5.6	8.1	12.7	15.0	10.0	
3	14.0	20.8	19.5	19.6	18.4	
4	72.3	64.1	58.1	56.9	63.3	
N of Valid	444	432	401	341	1618	
N of Miss	11	7	4	8	30	

Table 59: Think of your four best friends (the friends you feel closest to). In the past year (12 months), how many of your best friends have: used LSD, cocaine, amphetamines, or other illegal drugs?






Response	6	8	10	12	Total	
0	98.0	90.3	86.0	85.7	90.4	
1	1.1	4.8	5.5	8.8	4.8	
2	0.4	2.5	4.0	2.9	2.4	
3	0.0	1.1	1.5	0.9	0.9	
4	0.4	1.1	3.0	1.8	1.5	
N of Valid	447	435	399	342	1623	
N of Miss	8	4	5	8	25	

Table 60: Think of your four best friends (the friends you feel closest to). In the past year (12 months), how many of your best friends have: been suspended from school?






Response	6	8	10	12	Total	
0	46.7	40.2	53.8	54.8	48.4	
1	20.8	21.9	19.0	20.9	20.7	
2	12.5	12.2	11.5	12.2	12.1	
3	6.3	8.5	7.5	3.8	6.6	
4	13.8	17.1	8.3	8.4	12.2	
N of Valid	448	433	400	345	1626	
N of Miss	8	7	5	5	25	

Table 61: Think of your four best friends (the friends you feel closest to). In the past year (12 months), how many of your best friends have: liked school?






Response	6	8	10	12	Total	
0	30.4	26.7	34.1	28.8	30.0	
1	12.5	10.9	11.3	15.1	12.3	
2	16.3	21.1	21.3	20.9	19.8	
3	17.0	18.3	14.3	16.6	16.6	
4	23.7	23.0	19.0	18.6	21.3	
N of Valid	447	431	399	344	1621	
N of Miss	8	7	6	6	27	

Table 62: Think of your four best friends (the friends you feel closest to). In the past year (12 months), how many of your best friends have: carried a handgun?






Response	6	8	10	12	Total	
0	92.8	89.4	88.2	85.5	89.2	
1	2.7	4.8	6.3	5.8	4.8	
2	1.3	2.1	2.0	1.4	1.7	
3	0.7	1.4	0.8	2.0	1.2	
4	2.5	2.3	2.8	5.2	3.1	
N of Valid	447	433	399	345	1624	
N of Miss	9	5	6	5	25	

Table 63: Think of your four best friends (the friends you feel closest to). In the past year (12 months), how many of your best friends have: sold illegal drugs?






Response	6	8	10	12	Total	
0	96.4	88.0	80.8	76.7	86.1	
1	2.3	5.6	9.0	12.0	6.9	
2	0.0	3.0	5.5	4.4	3.1	
3	0.2	1.6	1.5	2.6	1.4	
4	1.1	1.9	3.2	4.4	2.5	
N of Valid	442	432	401	343	1618	
N of Miss	14	8	4	7	33	

Table 64: Think of your four best friends (the friends you feel closest to). In the past year (12 months), how many of your best friends have: regularly attended religious services?






Response	6	8	10	12	Total	
0	30.0	14.8	15.5	12.8	18.7	
1	7.3	8.6	7.7	13.7	9.1	
2	11.0	11.6	17.7	24.2	15.6	
3	15.1	17.1	22.9	17.5	18.1	
4	36.6	47.9	36.2	31.8	38.5	
N of Valid	437	432	401	343	1613	
N of Miss	18	5	4	7	34	

Table 65: Think of your four best friends (the friends you feel closest to). In the past year (12 months), how many of your best friends have: stolen or tried to steal a motor vehicle such as a car or motorcycle?






Response	6	8	10	12	Total	
0	88.8	90.3	92.5	95.7	91.6	
1	6.9	5.6	5.5	3.2	5.4	
2	2.2	1.2	0.7	0.3	1.2	
3	0.4	1.2	0.2	0.9	0.7	
4	1.6	1.9	1.0	0.0	1.2	
N of Valid	448	432	401	345	1626	
N of Miss	8	7	4	5	24	

Table 66: Think of your four best friends (the friends you feel closest to). In the past year (12 months), how many of your best friends have: been arrested?






Response	6	8	10	12	Total	
0	90.6	78.7	72.8	80.0	80.8	
1	6.5	10.7	16.2	10.4	10.8	
2	0.7	5.1	6.0	5.5	4.2	
3	0.4	3.5	2.5	1.7	2.0	
4	1.8	2.1	2.5	2.3	2.2	
N of Valid	448	431	401	345	1625	
N of Miss	8	8	4	5	25	

Table 67: Think of your four best friends (the friends you feel closest to). In the past year (12 months), how many of your best friends have: dropped out of school?






Response	6	8	10	12	Total	
0	94.2	91.5	87.5	82.6	89.4	
1	2.9	5.8	8.0	11.9	6.8	
2	0.9	1.2	2.5	3.5	1.9	
3	0.7	0.5	0.5	1.2	0.7	
4	1.3	1.2	1.5	0.9	1.2	
N of Valid	447	434	401	344	1626	
N of Miss	9	5	4	6	24	

Table 68: Think of your four best friends (the friends you feel closest to). In the past year (12 months), how many of your best friends have: been members of a gang?






Response	6	8	10	12	Total	
0	83.6	80.0	73.8	81.0	79.7	
1	7.9	6.3	9.5	5.5	7.3	
2	2.9	3.9	3.7	2.0	3.2	
3	0.4	1.6	3.2	2.0	1.8	
4	5.2	8.1	9.7	9.3	8.0	
N of Valid	445	431	401	343	1620	
N of Miss	10	7	4	7	28	

Table 69: How old were you when you first: smoked marijuana?










Response	6	8	10	12	Total	
Never	98.0	91.3	74.5	60.3	82.4	
10 or younger	0.9	1.8	2.3	1.7	1.7	
11	1.1	1.6	1.0	2.3	1.5	
12	0.0	2.5	2.8	2.9	2.0	
13	0.0	2.3	5.5	4.9	3.0	
14	0.0	0.5	5.3	5.5	2.6	
15	0.0	0.0	7.0	5.7	2.9	
16	0.0	0.0	1.8	9.2	2.4	
17 or older	0.0	0.0	0.0	7.5	1.6	
N of Valid	448	435	400	348	1631	
N of Miss	6	3	5	2	16	

Table 70: How old were you when you first: smoked a cigarette, even just a puff?










Response	6	8	10	12	Total	
Never	86.3	73.1	57.6	50.0	68.0	
10 or younger	10.3	11.7	15.5	8.9	11.7	
11	2.5	4.1	4.8	4.9	4.0	
12	0.9	5.7	4.5	4.9	3.9	
13	0.0	3.9	6.3	6.3	3.9	
14	0.0	1.4	4.3	4.6	2.4	
15	0.0	0.0	4.8	6.9	2.6	
16	0.0	0.0	2.3	6.9	2.0	
17 or older	0.0	0.0	0.0	6.6	1.4	
N of Valid	446	435	399	348	1628	
N of Miss	10	5	6	2	23	

Table 71: How old were you when you first: had more than a sip or two of beer, wine or hard liquor (for example, vodka, whiskey, or gin)?










Response	6	8	10	12	Total	
Never	75.4	59.4	32.9	25.6	50.1	
10 or younger	17.2	12.4	12.7	9.5	13.2	
11	6.7	7.6	4.2	2.3	5.4	
12	0.7	7.6	8.7	4.6	5.3	
13	0.0	9.4	13.2	6.1	7.1	
14	0.0	3.2	14.5	8.4	6.2	
15	0.0	0.2	9.2	19.0	6.4	
16	0.0	0.0	4.0	16.4	4.5	
17 or older	0.0	0.2	0.5	8.1	1.9	
N of Valid	447	436	401	347	1631	
N of Miss	9	3	4	2	18	

Table 72: How old were you when you first: began drinking alcoholic beverages regularly, that is, at least once or twice a month?










Response	6	8	10	12	Total	
Never	97.1	89.5	68.0	63.2	80.7	
10 or younger	1.6	1.4	2.8	1.1	1.7	
11	0.7	1.1	0.8	0.3	0.7	
12	0.4	3.7	3.0	1.7	2.2	
13	0.2	2.7	3.0	0.9	1.7	
14	0.0	1.4	8.0	3.4	3.1	
15	0.0	0.2	10.0	6.6	3.9	
16	0.0	0.0	4.5	15.5	4.4	
17 or older	0.0	0.0	0.0	7.2	1.5	
N of Valid	447	437	400	348	1632	
N of Miss	9	3	5	2	19	

Table 73: How old were you when you first: used phenoxydine (pox, px, breeze)?


Response	6	8	10	12	Total	
Never	100.0	100.0	100.0	100.0	100.0	
10 or younger	0.0	0.0	0.0	0.0	0.0	
11	0.0	0.0	0.0	0.0	0.0	
12	0.0	0.0	0.0	0.0	0.0	
13	0.0	0.0	0.0	0.0	0.0	
14	0.0	0.0	0.0	0.0	0.0	
15	0.0	0.0	0.0	0.0	0.0	
16	0.0	0.0	0.0	0.0	0.0	
17 or older	0.0	0.0	0.0	0.0	0.0	
N of Valid	441	436	399	344	1620	
N of Miss	15	3	6	3	27	

Table 74: How old were you when you first: got suspended from school?










Response	6	8	10	12	Total	
Never	68.5	64.0	61.1	59.4	63.5	
10 or younger	21.8	9.0	9.5	8.9	12.7	
11	7.9	6.0	4.3	2.9	5.4	
12	1.6	8.8	5.0	4.0	4.9	
13	0.0	9.7	5.3	5.2	5.0	
14	0.2	1.9	7.8	5.8	3.7	
15	0.0	0.5	5.5	6.9	3.0	
16	0.0	0.0	1.5	4.6	1.4	
17 or older	0.0	0.0	0.0	2.3	0.5	
N of Valid	444	431	398	347	1620	
N of Miss	10	4	5	3	22	

Table 75: How old were you when you first: got arrested?










Response	6	8	10	12	Total	
Never	97.1	91.9	87.0	89.0	91.5	
10 or younger	1.3	0.7	0.5	0.6	0.8	
11	1.3	0.7	1.0	0.0	0.8	
12	0.2	2.5	0.3	0.6	0.9	
13	0.0	3.0	1.5	0.9	1.4	
14	0.0	0.7	3.3	1.4	1.3	
15	0.0	0.5	4.0	2.3	1.6	
16	0.0	0.0	2.3	2.3	1.0	
17 or older	0.0	0.0	0.3	2.9	0.7	
N of Valid	446	433	399	346	1624	
N of Miss	10	4	5	4	23	

Table 76: How old were you when you first: carried a handgun?










Response	6	8	10	12	Total	
Never	93.7	93.8	91.0	89.0	92.0	
10 or younger	2.3	1.9	2.8	1.2	2.0	
11	2.7	1.2	0.3	0.3	1.2	
12	0.9	1.4	0.3	0.0	0.7	
13	0.2	1.6	0.8	1.4	1.0	
14	0.0	0.2	1.0	0.9	0.5	
15	0.0	0.0	2.3	1.4	0.9	
16	0.0	0.0	1.5	3.2	1.0	
17 or older	0.2	0.0	0.3	2.6	0.7	
N of Valid	443	432	400	347	1622	
N of Miss	13	7	5	3	28	

Table 77: How old were you when you first: attacked someone with the idea of seriously hurting them?










Response	6	8	10	12	Total	
Never	77.2	74.5	68.4	74.6	73.8	
10 or younger	12.6	6.0	7.0	3.8	7.6	
11	7.4	6.4	3.3	0.9	4.7	
12	2.3	4.8	3.5	1.4	3.1	
13	0.2	6.0	2.8	4.3	3.3	
14	0.0	1.6	5.8	2.6	2.4	
15	0.0	0.5	6.8	3.5	2.5	
16	0.0	0.2	2.5	5.5	1.8	
17 or older	0.2	0.0	0.0	3.5	0.8	
N of Valid	443	435	399	346	1623	
N of Miss	9	3	5	3	20	

Table 78: How old were you when you first: belonged to a gang?










Response	6	8	10	12	Total	
Never	93.5	90.6	87.8	87.9	90.1	
10 or younger	2.7	1.4	2.2	2.3	2.1	
11	2.7	2.1	1.0	0.0	1.5	
12	0.9	1.4	1.5	0.0	1.0	
13	0.2	2.3	1.5	2.9	1.7	
14	0.0	2.1	1.7	1.7	1.3	
15	0.0	0.2	2.5	2.0	1.1	
16	0.0	0.0	1.7	1.2	0.7	
17 or older	0.0	0.0	0.0	2.0	0.4	
N of Valid	449	436	401	347	1633	
N of Miss	6	3	4	2	15	

Table 79: How wrong do you think it is for someone your age to: take a handgun to school?





Response	6	8	10	12	Total	
Very wrong	90.1	87.9	81.8	87.3	86.9	
Wrong	7.7	8.4	13.0	9.2	9.5	
A little bit wrong	1.8	3.0	4.2	2.9	2.9	
Not wrong at all	0.4	0.7	1.0	0.6	0.7	
N of Valid	453	438	401	347	1639	
N of Miss	2	2	4	3	11	

Table 80: How wrong do you think it is for someone your age to: steal anything worth more than \$5?





Response	6	8	10	12	Total	
Very wrong	65.4	60.5	53.5	61.8	60.4	
Wrong	23.7	25.8	32.8	27.5	27.3	
A little bit wrong	7.3	11.2	11.8	8.7	9.7	
Not wrong at all	3.5	2.5	2.0	2.0	2.6	
N of Valid	451	438	400	346	1635	
N of Miss	3	2	5	4	14	

Table 81: How wrong do you think it is for someone your age to: pick a fight with someone?





Response	6	8	10	12	Total	
Very wrong	51.7	42.7	35.8	43.4	43.6	
Wrong	27.2	31.5	33.8	32.7	31.1	
A little bit wrong	14.9	17.6	23.7	18.5	18.5	
Not wrong at all	6.2	8.2	6.8	5.5	6.7	
N of Valid	449	438	397	346	1630	
N of Miss	7	2	8	4	21	

Table 82: How wrong do you think it is for someone your age to: attack someone with the idea of seriously hurting them?





Response	6	8	10	12	Total	
Very wrong	76.3	66.5	54.5	57.6	64.4	
Wrong	14.2	18.1	24.3	23.9	19.8	
A little bit wrong	6.0	12.4	16.5	13.8	11.9	
Not wrong at all	3.5	3.0	4.8	4.6	3.9	
N of Valid	452	436	400	347	1635	
N of Miss	4	3	5	3	15	

Table 83: How wrong do you think it is for someone your age to: stay away from school all day when their parents think they are at school?





Response	6	8	10	12	Total	
Very wrong	80.3	67.5	47.5	45.5	61.5	
Wrong	12.2	19.2	32.5	33.1	23.5	
A little bit wrong	4.6	8.0	13.8	17.0	10.4	
Not wrong at all	2.9	5.3	6.3	4.3	4.6	
N of Valid	452	437	400	347	1636	
N of Miss	4	2	4	3	13	

Table 84: How wrong do you think it is for someone your age to: drink beer, wine or hard liquor (for example, vodka, whiskey, or gin) regularly?





Response	6	8	10	12	Total	
Very wrong	85.7	68.7	38.5	34.1	58.7	
Wrong	9.3	17.4	21.5	22.3	17.2	
A little bit wrong	3.8	8.9	25.3	30.1	15.9	
Not wrong at all	1.3	5.0	14.8	13.6	8.2	
N of Valid	453	438	400	346	1637	
N of Miss	3	2	5	4	14	

Table 85: How wrong do you think it is for someone your age to: smoke cigarettes?





Response	6	8	10	12	Total	
Very wrong	85.4	76.4	53.5	43.5	66.3	
Wrong	11.1	12.8	19.3	21.6	15.8	
A little bit wrong	2.4	6.2	15.3	20.2	10.3	
Not wrong at all	1.1	4.6	12.0	14.7	7.6	
N of Valid	452	437	400	347	1636	
N of Miss	4	3	5	3	15	

Table 86: How wrong do you think it is for someone your age to: smoke marijuana?





Response	6	8	10	12	Total	
Very wrong	93.3	82.9	63.1	54.5	74.9	
Wrong	4.7	10.0	12.5	17.3	10.7	
A little bit wrong	0.9	3.4	11.2	12.7	6.6	
Not wrong at all	1.1	3.7	13.2	15.6	7.8	
N of Valid	451	438	401	347	1637	
N of Miss	5	2	4	3	14	

Table 87: How wrong do you think it is for someone your age to: use LSD, cocaine, amphetamines or another illegal drug?





Response	6	8	10	12	Total	
Very wrong	96.2	93.2	89.8	88.8	92.3	
Wrong	3.1	4.6	6.2	8.6	5.4	
A little bit wrong	0.4	0.9	2.0	1.7	1.2	
Not wrong at all	0.2	1.4	2.0	0.9	1.1	
N of Valid	453	438	401	347	1639	
N of Miss	3	2	4	3	12	

Table 88: At school during the past 12 months, did you receive help from the resource teacher, speech therapist or other special education teacher?



Response	6	8	10	12	Total	
No	73.8	88.1	90.5	94.5	86.1	
Yes	26.2	11.9	9.5	5.5	13.9	
N of Valid	431	419	380	343	1573	
N of Miss	25	21	25	7	78	

Table 89: How many times in the past year (12 months) have you: been suspended from school?









Response	6	8	10	12	Total	
Never	75.3	72.8	80.0	83.6	77.5	
1 to 2 times	17.9	19.2	16.3	11.8	16.5	
3 to 5 times	4.0	4.8	3.0	2.9	3.7	
6 to 9 times	1.1	1.6	0.0	0.9	0.9	
10 to 19 times	0.4	0.7	0.3	0.6	0.5	
20 to 29 times	0.7	0.0	0.0	0.0	0.2	
30 to 39 times	0.0	0.2	0.3	0.0	0.1	
40+ times	0.7	0.7	0.3	0.3	0.5	
N of Valid	453	438	400	348	1639	
N of Miss	3	2	5	2	12	

Table 90: How many times in the past year (12 months) have you: carried a handgun?









Response	6	8	10	12	Total	
Never	94.5	94.1	93.3	91.7	93.5	
1 to 2 times	3.3	3.0	3.3	2.6	3.1	
3 to 5 times	0.7	0.5	0.8	0.9	0.7	
6 to 9 times	0.9	1.4	1.0	1.4	1.2	
10 to 19 times	0.2	0.0	0.5	0.6	0.3	
20 to 29 times	0.0	0.2	0.3	0.3	0.2	
30 to 39 times	0.0	0.2	0.3	0.0	0.1	
40+ times	0.4	0.7	0.8	2.6	1.0	
N of Valid	452	438	400	348	1638	
N of Miss	4	2	5	2	13	

Table 91: How many times in the past year (12 months) have you: sold illegal drugs?









Response	6	8	10	12	Total	
Never	99.1	97.5	92.9	89.4	95.1	
1 to 2 times	0.4	1.2	2.8	2.9	1.7	
3 to 5 times	0.4	0.2	0.8	0.9	0.6	
6 to 9 times	0.0	0.2	1.8	1.7	0.9	
10 to 19 times	0.0	0.2	0.0	0.9	0.2	
20 to 29 times	0.0	0.0	0.3	1.4	0.4	
30 to 39 times	0.0	0.0	0.3	0.0	0.1	
40+ times	0.0	0.7	1.3	2.9	1.1	
N of Valid	449	434	395	348	1626	
N of Miss	6	6	10	2	24	

Table 92: How many times in the past year (12 months) have you: stolen or tried to steal a motor vehicle such as a car or motorcycle?






Response	6	8	10	12	Total	
Never	98.0	97.3	97.5	99.4	98.0	
1 to 2 times	1.8	2.1	1.5	0.0	1.4	
3 to 5 times	0.2	0.5	0.5	0.6	0.4	
6 to 9 times	0.0	0.0	0.0	0.0	0.0	
10 to 19 times	0.0	0.0	0.0	0.0	0.0	
20 to 29 times	0.0	0.0	0.3	0.0	0.1	
30 to 39 times	0.0	0.0	0.0	0.0	0.0	
40+ times	0.0	0.2	0.3	0.0	0.1	
N of Valid	449	437	399	346	1631	
N of Miss	7	3	5	4	19	

Table 93: How many times in the past year (12 months) have you: participated in clubs, organizations or activities at school?

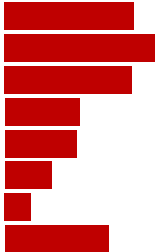
Response	6	8	10	12	Total	
Never	25.4	12.0	18.8	18.7	18.8	
1 to 2 times	29.2	22.3	19.0	17.3	22.4	
3 to 5 times	20.6	20.9	15.0	16.4	18.4	
6 to 9 times	8.6	11.5	9.5	9.2	9.7	
10 to 19 times	4.4	12.2	10.0	11.0	9.2	
20 to 29 times	2.9	5.5	6.3	6.3	5.1	
30 to 39 times	1.1	2.3	2.3	1.7	1.8	
40+ times	7.7	13.3	19.0	19.3	14.5	
N of Valid	452	435	399	347	1633	
N of Miss	3	4	6	3	16	

Table 94: How many times in the past year (12 months) have you: been arrested?


Response	6	8	10	12	Total	
Never	97.1	92.0	90.9	93.7	93.5	
1 to 2 times	2.0	6.6	7.6	4.6	5.1	
3 to 5 times	0.7	0.7	0.8	1.2	0.8	
6 to 9 times	0.2	0.5	0.3	0.3	0.3	
10 to 19 times	0.0	0.2	0.0	0.0	0.1	
20 to 29 times	0.0	0.0	0.5	0.0	0.1	
30 to 39 times	0.0	0.0	0.0	0.3	0.1	
40+ times	0.0	0.0	0.0	0.0	0.0	
N of Valid	450	438	397	347	1632	
N of Miss	5	2	7	2	16	

Table 95: How many times in the past year (12 months) have you: done extra work on your own for school?









Response	6	8	10	12	Total	
Never	26.4	29.5	25.3	27.7	27.2	
1 to 2 times	28.2	25.6	20.5	18.8	23.6	
3 to 5 times	16.0	16.4	17.3	17.3	16.7	
6 to 9 times	10.7	9.4	12.5	10.4	10.7	
10 to 19 times	6.9	5.7	11.0	11.0	8.4	
20 to 29 times	3.3	4.6	4.0	5.5	4.3	
30 to 39 times	0.9	2.1	2.5	1.2	1.7	
40+ times	7.6	6.8	7.0	8.1	7.3	
N of Valid	450	438	400	346	1634	
N of Miss	6	2	5	4	17	

Table 96: How many times in the past year (12 months) have you: attacked someone with the idea of seriously hurting them?









Response	6	8	10	12	Total	
Never	80.4	79.2	75.4	81.5	79.1	
1 to 2 times	11.1	12.1	17.0	9.5	12.5	
3 to 5 times	3.3	3.9	5.0	3.8	4.0	
6 to 9 times	2.2	1.8	0.8	2.0	1.7	
10 to 19 times	1.3	0.9	1.0	1.2	1.1	
20 to 29 times	0.2	0.2	0.3	0.6	0.3	
30 to 39 times	0.2	0.0	0.0	0.0	0.1	
40+ times	1.1	1.8	0.5	1.4	1.2	
N of Valid	450	438	399	346	1633	
N of Miss	6	2	6	4	18	

Table 97: How many times in the past year (12 months) have you: been drunk or high at school?









Response	6	8	10	12	Total	
Never	98.9	92.7	83.5	80.7	89.6	
1 to 2 times	0.4	4.1	8.0	7.5	4.8	
3 to 5 times	0.4	0.5	3.0	3.2	1.7	
6 to 9 times	0.0	1.1	2.5	2.0	1.3	
10 to 19 times	0.0	0.5	0.3	1.4	0.5	
20 to 29 times	0.0	0.5	1.5	1.4	0.8	
30 to 39 times	0.0	0.0	0.0	0.3	0.1	
40+ times	0.2	0.7	1.3	3.4	1.3	
N of Valid	451	436	399	348	1634	
N of Miss	5	4	6	2	17	

Table 98: How many times in the past year (12 months) have you: volunteered to do community service?









Response	6	8	10	12	Total	
Never	57.2	53.3	49.0	44.8	51.5	
1 to 2 times	21.5	20.8	17.8	16.1	19.3	
3 to 5 times	10.0	8.9	10.3	11.8	10.1	
6 to 9 times	4.9	5.5	9.0	12.1	7.6	
10 to 19 times	2.7	4.8	4.5	5.2	4.2	
20 to 29 times	1.1	3.0	4.0	4.0	2.9	
30 to 39 times	0.2	1.1	2.0	1.1	1.1	
40+ times	2.4	2.5	3.5	4.9	3.2	
N of Valid	451	437	400	348	1636	
N of Miss	5	2	5	2	14	

Table 99: How many times in the past year (12 months) have you: taken a handgun to school?

Response	6	8	10	12	Total	
Never	98.9	98.6	99.0	98.6	98.8	
1 to 2 times	0.9	0.5	0.5	0.6	0.6	
3 to 5 times	0.0	0.0	0.3	0.3	0.1	
6 to 9 times	0.0	0.2	0.0	0.3	0.1	
10 to 19 times	0.0	0.0	0.3	0.3	0.1	
20 to 29 times	0.0	0.2	0.0	0.0	0.1	
30 to 39 times	0.0	0.0	0.0	0.0	0.0	
40+ times	0.2	0.5	0.0	0.0	0.2	
N of Valid	451	437	400	348	1636	
N of Miss	5	3	5	2	15	

Table 100: Are you currently on probation, or assigned a probation officer with Juvenile Court?

Response	6	8	10	12	Total	
No	97.4	95.5	95.7	97.1	96.4	
Yes	2.6	4.5	4.3	2.9	3.6	
N of Valid	387	399	371	315	1472	
N of Miss	69	41	34	35	179	

Table 101: Have you ever belonged to a gang?

Response	6	8	10	12	Total	
No	90.0	86.2	84.4	85.7	86.7	
No, but would like to	0.9	2.3	2.0	0.3	1.4	
Yes, in the past	4.2	5.3	3.8	5.2	4.6	
Yes, belong now	4.5	5.3	9.3	8.0	6.6	
Yes, but would like to get out	0.4	0.9	0.5	0.9	0.7	
N of Valid	449	435	397	349	1630	
N of Miss	6	5	8	1	20	

Table 102: If you have ever belonged to a gang, did that gang have a name?

Response	6	8	10	12	Total
No	7.4	8.9	9.9	7.8	8.5
Yes	8.3	12.0	14.0	13.9	11.9
I have never belonged to a gang	84.3	79.1	76.0	78.3	79.6
N of Valid	446	425	392	346	1609
N of Miss	8	13	11	2	34

Table 103: How many times have you done the following things? done what feels good no matter what.

Response	6	8	10	12	Total
Never	46.0	36.7	20.8	20.5	31.9
I've done it, but not in the past year	14.5	15.2	14.5	13.8	14.6
Less than once a month	7.0	9.7	17.3	16.1	12.2
About once a month	5.0	6.9	10.0	11.2	8.1
2 or 3 times a month	6.3	9.0	9.0	12.4	9.0
Once a week or more	21.1	22.4	28.3	25.9	24.3
N of Valid	441	433	399	347	1620
N of Miss	13	7	6	3	29

Table 104: How many times have you done the following things? done something dangerous because someone dared you to do it.

Response	6	8	10	12	Total
Never	67.5	53.1	47.9	51.1	55.3
I've done it, but not in the past year	18.2	21.6	25.3	21.0	21.4
Less than once a month	4.0	8.5	11.8	11.2	8.7
About once a month	3.4	5.5	6.5	8.6	5.8
2 or 3 times a month	2.7	4.4	3.8	4.0	3.7
Once a week or more	4.3	6.9	4.8	4.0	5.0
N of Valid	446	435	399	348	1628
N of Miss	10	5	5	2	22

Table 105: How many times have you done the following things? done crazy things even if they are a little dangerous.







Response	6	8	10	12	Total	
Never	55.3	40.5	29.1	31.0	39.7	
I've done it, but not in the past year	21.9	20.9	22.9	18.4	21.1	
Less than once a month	5.8	12.0	16.1	17.5	12.5	
About once a month	2.5	6.4	10.1	12.4	7.5	
2 or 3 times a month	5.1	7.1	9.8	9.5	7.7	
Once a week or more	9.4	13.1	12.1	11.2	11.4	
N of Valid	447	435	398	348	1628	
N of Miss	8	5	6	2	21	

Table 106: You're looking at CD's in a music store with a friend. You look up and see her slip a CD under her coat. She smiles and says 'Which one do you want? Go ahead, take it while nobody's around.' There is nobody in sight, no employees and no other customers. What would you do now?





Response	6	8	10	12	Total	
Ignore her	14.9	18.3	20.1	26.2	19.5	
Grab a CD and leave the store	4.4	7.1	12.1	13.5	9.0	
Tell her to put the CD back	59.8	45.0	30.2	29.7	42.2	
Act like it is a joke, and ask her to put the CD back	20.9	29.6	37.7	30.5	29.4	
N of Valid	450	436	398	347	1631	
N of Miss	4	3	6	3	16	

Table 107: You are visiting another part of town, and you don't know any of the people your age there. You are walking down the street, and some teenager you don't know is walking toward you. He is about your size, and as he is about to pass you, he deliberately bumps into you and you almost lose your balance. What would you say or do?





Response	6	8	10	12	Total	
Push the person back	27.5	19.6	17.2	19.7	21.2	
Say 'Excuse me' and keep on walking	45.7	43.1	41.5	40.5	42.9	
Say 'Watch where you are going' and keep on walking	25.1	28.8	28.1	26.6	27.1	
Swear at the person and walk away	1.8	8.5	13.2	13.3	8.8	
N of Valid	451	434	395	346	1626	
N of Miss	4	3	7	3	17	

Table 108: You are at a party at someone's house, and one of your friends offers you a drink containing alcohol. What would you say or do?





Response	6	8	10	12	Total	
Drink it	3.5	17.4	43.7	42.8	25.4	
Tell your friend, 'No thanks, I don't drink' and suggest that you and your friend go and do something else	48.8	36.0	19.9	20.2	32.3	
Just say, 'No thanks' and walk away	28.6	31.7	31.3	31.8	30.8	
Make up a good excuse, tell your friend you had something else to do, and leave	19.1	14.9	5.1	5.2	11.6	
N of Valid	451	436	396	346	1629	
N of Miss	4	3	6	4	17	

Table 109: It's 8:00 on a weeknight and you are about to go over to a friend's home when your mother asks you where you are going. You say 'Oh, just going to go hang out with some friends.' She says, 'No, you'll just get into trouble if you go out. Stay home tonight.' What would you do now?





Response	6	8	10	12	Total	
Leave the house anyway	5.3	7.8	7.3	10.1	7.5	
Explain what you are going to do with your friends, tell her when you will get home, and ask if you can go out	51.2	63.8	70.0	67.9	62.7	
Not say anything and start watching TV	37.9	21.7	14.6	14.7	22.9	
Get into an argument with her	5.6	6.7	8.1	7.2	6.8	
N of Valid	449	434	397	346	1626	
N of Miss	7	3	7	3	20	

Table 110: How often do you attend religious services or activities?





Response	6	8	10	12	Total	
Never	22.2	8.0	6.0	8.1	11.5	
Rarely	19.3	14.2	22.2	20.2	18.8	
1-2 Times a Month	14.4	11.0	15.4	16.1	14.1	
About Once a Week or More	44.1	66.8	56.4	55.6	55.6	
N of Valid	451	437	397	347	1632	
N of Miss	5	3	8	3	19	

Table 111: I do the opposite of what people tell me, just to get them mad.





Response	6	8	10	12	Total	
Very False	48.6	34.5	28.3	40.6	38.2	
Somewhat False	22.9	26.2	26.5	25.5	25.2	
Somewhat True	22.0	33.1	39.6	29.9	31.0	
Very True	6.5	6.2	5.6	4.1	5.7	
N of Valid	449	435	396	345	1625	
N of Miss	7	4	9	4	24	

Table 112: I like to see how much I can get away with.





Response	6	8	10	12	Total	
Very False	50.7	40.0	31.7	36.7	40.2	
Somewhat False	22.6	22.3	20.8	20.8	21.7	
Somewhat True	19.7	25.5	36.0	33.5	28.2	
Very True	7.0	12.2	11.4	9.0	9.9	
N of Valid	446	435	394	346	1621	
N of Miss	10	4	11	4	29	

Table 113: I ignore rules that get in my way.





Response	6	8	10	12	Total	
Very False	57.5	50.1	36.1	40.2	46.6	
Somewhat False	19.0	20.8	25.0	29.2	23.1	
Somewhat True	15.7	22.2	30.6	27.5	23.6	
Very True	7.8	6.9	8.3	3.2	6.7	
N of Valid	447	437	396	346	1626	
N of Miss	8	3	9	4	24	

Table 114: I think sometimes it's okay to cheat at school.

Response	6	8	10	12	Total	
NO!	61.2	37.8	16.7	18.0	34.9	
no	27.2	30.9	30.6	30.8	29.8	
yes	9.6	26.1	42.7	40.4	28.6	
YES!	2.0	5.3	10.1	10.8	6.7	
N of Valid	449	437	396	344	1626	
N of Miss	4	3	9	6	22	

Table 115: It is important to think before you act.

Response	6	8	10	12	Total	
NO!	4.5	2.8	0.3	1.4	2.3	
no	5.8	4.8	4.8	2.0	4.5	
yes	24.9	30.6	38.2	34.8	31.8	
YES!	64.8	61.8	56.7	61.7	61.4	
N of Valid	449	435	395	345	1624	
N of Miss	5	4	10	5	24	

Table 116: Sometimes I think that life is not worth it.

Response	6	8	10	12	Total	
NO!	51.2	52.2	37.0	50.1	47.8	
no	21.2	18.3	24.4	21.3	21.2	
yes	18.5	17.9	27.0	20.7	20.8	
YES!	9.1	11.6	11.6	7.9	10.1	
N of Valid	449	431	389	343	1612	
N of Miss	7	9	15	7	38	

Table 117: At times I think I am no good at all.

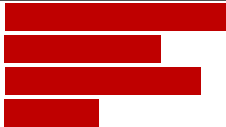
Response	6	8	10	12	Total	
NO!	37.4	33.9	27.5	36.6	33.9	
no	23.0	20.3	25.2	25.3	23.3	
yes	26.4	29.7	35.6	27.6	29.8	
YES!	13.2	16.1	11.7	10.5	13.0	
N of Valid	447	434	393	344	1618	
N of Miss	8	6	12	6	32	

Table 118: All in all, I am inclined to think that I am a failure.

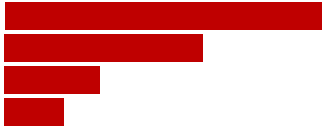
Response	6	8	10	12	Total	
NO!	51.5	51.7	42.2	53.5	49.7	
no	26.8	27.9	34.9	31.4	30.1	
yes	13.9	12.5	16.3	9.3	13.1	
YES!	7.8	7.9	6.6	5.8	7.1	
N of Valid	447	433	393	344	1617	
N of Miss	9	6	12	6	33	

Table 119: In the past year, have you felt depressed or sad MOST days, even if you felt okay sometimes?

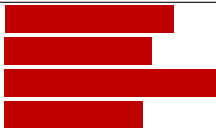
Response	6	8	10	12	Total	
NO!	28.9	24.7	20.9	26.5	25.3	
no	21.3	23.5	21.9	20.1	21.8	
yes	32.9	30.0	33.3	34.9	32.6	
YES!	17.0	21.9	23.9	18.6	20.3	
N of Valid	447	434	393	344	1618	
N of Miss	8	5	12	6	31	

Table 120: It is all right to beat up people if they start the fight.





Response	6	8	10	12	Total	
NO!	40.1	28.3	18.3	18.6	27.1	
no	17.4	17.0	19.1	17.2	17.6	
yes	18.5	25.5	30.5	29.9	25.7	
YES!	24.1	29.2	32.1	34.3	29.5	
N of Valid	449	435	393	344	1621	
N of Miss	6	5	12	6	29	

Table 121: I think it is okay to take something without asking if you can get away with it.





Response	6	8	10	12	Total	
NO!	73.7	63.2	50.9	52.2	60.8	
no	20.3	28.5	36.8	39.1	30.5	
yes	4.5	6.7	10.0	5.8	6.7	
YES!	1.6	1.6	2.3	2.9	2.0	
N of Valid	448	432	391	343	1614	
N of Miss	8	7	14	7	36	

Table 122: Sometimes we don't know what we will do as adults, but we may have an idea. Please answer how true these statements may be for you. WHEN I AM AN ADULT I WILL: smoke cigarettes.





Response	6	8	10	12	Total	
NO!	84.8	76.3	69.0	67.2	74.9	
no	11.0	16.8	18.5	17.7	15.8	
yes	2.9	4.8	9.7	11.3	6.9	
YES!	1.3	2.1	2.8	3.8	2.4	
N of Valid	446	434	390	345	1615	
N of Miss	9	6	15	5	35	

Table 123: Sometimes we don't know what we will do as adults, but we may have an idea. Please answer how true these statements may be for you. WHEN I AM AN ADULT I WILL: drink beer, wine, or liquor.


Response	6	8	10	12	Total	
NO!	70.8	46.5	27.9	25.9	44.4	
no	12.1	17.3	14.7	19.2	15.7	
yes	13.7	28.6	44.4	37.0	30.1	
YES!	3.4	7.6	12.9	17.8	9.9	
N of Valid	445	434	387	343	1609	
N of Miss	11	6	17	7	41	

Table 124: Sometimes we don't know what we will do as adults, but we may have an idea. Please answer how true these statements may be for you. WHEN I AM AN ADULT I WILL: smoke marijuana.


Response	6	8	10	12	Total	
NO!	91.3	86.4	71.1	66.7	79.9	
no	6.5	9.2	15.5	18.8	12.0	
yes	1.6	2.1	9.0	8.7	5.0	
YES!	0.7	2.3	4.4	5.8	3.1	
N of Valid	446	434	388	345	1613	
N of Miss	10	6	17	5	38	

Table 125: Sometimes we don't know what we will do as adults, but we may have an idea. Please answer how true these statements may be for you. WHEN I AM AN ADULT I WILL: use LSD, cocaine, amphetamines or another illegal drug.


Response	6	8	10	12	Total	
NO!	94.4	93.3	92.3	92.8	93.3	
no	4.9	6.5	7.5	6.1	6.2	
yes	0.4	0.2	0.3	1.2	0.5	
YES!	0.2	0.0	0.0	0.0	0.1	
N of Valid	448	434	389	345	1616	
N of Miss	8	6	16	5	35	

Table 126: How much do you think people risk harming themselves (physically or in other ways) if they: smoked one or more packs of cigarettes per day?





Response	6	8	10	12	Total	
No risk	17.0	10.0	4.1	4.1	9.2	
Slight risk	6.3	5.6	9.5	8.8	7.4	
Moderate risk	16.5	15.1	21.3	20.3	18.1	
Great risk	60.2	69.4	65.1	66.8	65.3	
N of Valid	442	431	390	340	1603	
N of Miss	13	8	14	10	45	

Table 127: How much do you think people risk harming themselves (physically or in other ways) if they: try marijuana once or twice?





Response	6	8	10	12	Total	
No risk	16.1	12.5	19.5	31.0	19.1	
Slight risk	20.0	18.1	30.8	30.1	24.2	
Moderate risk	20.4	22.5	21.0	15.6	20.1	
Great risk	43.6	46.9	28.7	23.3	36.5	
N of Valid	436	431	390	339	1596	
N of Miss	19	9	15	11	54	

Table 128: How much do you think people risk harming themselves (physically or in other ways) if they: smoke marijuana regularly?





Response	6	8	10	12	Total	
No risk	17.5	12.1	10.1	12.2	13.1	
Slight risk	3.9	5.1	10.6	19.7	9.2	
Moderate risk	10.1	10.7	18.4	19.7	14.3	
Great risk	68.5	72.0	60.8	48.4	63.3	
N of Valid	435	428	385	335	1583	
N of Miss	21	11	19	15	66	

Table 129: How much do you think people risk harming themselves (physically or in other ways) if they: take one or two drinks of an alcoholic beverage (beer, wine, liquor) nearly every day?

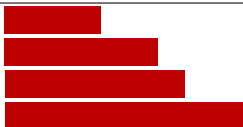
Response	6	8	10	12	Total	
No risk	17.1	13.1	12.6	8.8	13.2	
Slight risk	19.4	19.4	26.2	26.8	22.7	
Moderate risk	23.1	26.2	29.8	30.4	27.1	
Great risk	40.4	41.2	31.4	33.9	37.0	
N of Valid	438	427	389	339	1593	
N of Miss	18	11	16	11	56	

Table 130: How much do you think people risk harming themselves (physically or in other ways) if they: have five or more drinks once or twice each weekend?


Response	6	8	10	12	Total	
No risk	17.0	13.0	8.7	8.5	12.1	
Slight risk	8.7	10.2	14.9	20.9	13.2	
Moderate risk	22.5	15.3	29.6	23.5	22.5	
Great risk	51.7	61.4	46.8	47.1	52.1	
N of Valid	435	430	389	340	1594	
N of Miss	21	9	16	10	56	

Table 131: Have you ever used smokeless tobacco (chew, snuff, plug, dipping tobacco, or chewing tobacco)?


Response	6	8	10	12	Total	
Never	93.3	82.6	78.7	75.7	83.1	
Once or Twice	4.0	11.6	8.7	12.2	8.9	
Once in a while but not regularly	1.1	1.9	4.4	4.6	2.9	
Regularly in the past	1.3	1.6	2.8	2.3	2.0	
Regularly now	0.2	2.3	5.4	5.2	3.1	
N of Valid	445	431	389	345	1610	
N of Miss	11	9	16	5	41	

Table 132: How often have you taken smokeless tobacco during the past 30 days?







Response	6	8	10	12	Total	
Not at all	98.7	94.7	88.6	89.5	93.2	
Once or twice	0.9	2.8	3.6	3.2	2.5	
Once or twice per week	0.0	0.5	1.6	0.3	0.6	
Three to five times per week	0.2	0.2	1.0	0.9	0.6	
About once a day	0.2	0.5	1.8	0.9	0.8	
More than once a day	0.0	1.4	3.4	5.2	2.3	
N of Valid	446	432	387	343	1608	
N of Miss	10	8	18	7	43	

Table 133: Have you ever smoked cigarettes?






Response	6	8	10	12	Total	
Never	88.3	74.2	62.8	51.6	70.5	
Once or Twice	8.5	17.4	15.5	19.8	15.0	
Once in a while but not regularly	1.6	3.2	9.3	11.4	6.0	
Regularly in the past	1.6	2.8	5.7	5.2	3.7	
Regularly now	0.0	2.3	6.7	12.0	4.8	
N of Valid	445	431	387	343	1606	
N of Miss	10	9	17	7	43	

Table 134: How frequently have you smoked cigarettes during the past 30 days?








Response	6	8	10	12	Total	
Not at all	98.4	93.3	82.9	78.4	89.1	
Less than one cigarette per day	0.7	3.5	9.0	7.0	4.8	
One to five cigarettes per day	0.7	1.9	5.9	7.3	3.7	
About one-half pack per day	0.2	0.2	0.8	3.5	1.1	
About one pack per day	0.0	1.2	0.8	3.5	1.2	
About one and one-half packs per day	0.0	0.0	0.3	0.3	0.1	
Two packs or more per day	0.0	0.0	0.3	0.0	0.1	
N of Valid	446	432	387	343	1608	
N of Miss	10	8	17	7	42	

Table 135: Which statement best describes rules about smoking inside your home?






Response	6	8	10	12	Total	
Smoking is not allowed anywhere inside your home	69.7	66.0	66.7	67.3	67.5	
Smoking is allowed in some places and at some times	7.2	9.6	5.9	9.0	7.9	
Smoking is allowed anywhere inside the home	1.8	4.2	3.6	3.5	3.2	
There are no rules about smoking inside the home	5.9	7.0	11.6	10.5	8.6	
I don't know	15.4	13.3	12.1	9.6	12.8	
N of Valid	442	429	387	343	1601	
N of Miss	14	10	17	7	48	

Table 136: Which statement best describes rules about smoking in your family cars?







Response	6	8	10	12	Total	
Smoking is never allowed in any car	60.9	58.0	51.8	57.6	57.2	
Smoking is allowed sometimes or in some cars	14.7	14.5	15.3	12.9	14.4	
Smoking is allowed in any car anytime	4.1	2.8	4.4	6.1	4.3	
There are no rules about smoking in the car	6.6	8.6	13.7	10.5	9.7	
We do not have a family car	0.9	2.1	2.3	1.5	1.7	
I don't know	12.9	14.0	12.4	11.4	12.8	
N of Valid	442	429	386	342	1599	
N of Miss	13	11	18	8	50	

Table 137: During this school year, were you taught in any of your classes about the dangers of tobacco use?

Response	6	8	10	12	Total	
Strongly agree	57.5	37.7	21.7	17.2	34.9	
Agree	26.6	33.6	36.0	28.7	31.2	
Disagree	2.3	8.5	13.1	18.0	9.9	
Strongly disagree	5.5	8.5	15.7	22.8	12.4	
I don't know	8.2	11.6	13.6	13.3	11.5	
N of Valid	440	422	383	338	1583	
N of Miss	16	18	22	12	68	

Table 138: During the past 12 months, have you participated in any community activities to discourage people your age from using cigarettes, chewing tobacco, snuff, dip or cigars?

Response	6	8	10	12	Total	
Strongly agree	26.2	25.1	13.8	13.5	20.1	
Agree	21.8	20.6	19.5	17.3	19.9	
Disagree	15.9	15.8	24.7	27.3	20.5	
Strongly disagree	15.9	19.1	28.1	28.7	22.5	
I don't know	20.2	19.4	14.0	13.2	17.0	
N of Valid	435	423	385	341	1584	
N of Miss	21	17	19	9	66	

Table 139: On how many occasions have you had alcoholic beverages (beer, wine or hard liquor) to drink in your lifetime - more than just a few sips?

Response	6	8	10	12	Total	
0	81.2	66.6	41.9	29.4	56.9	
1-2	12.2	16.2	11.0	12.6	13.1	
3-5	4.0	6.3	13.1	9.1	7.9	
6-9	1.8	3.9	7.6	11.8	5.9	
10-19	0.7	2.8	12.3	10.6	6.1	
20-39	0.0	1.6	5.8	8.5	3.6	
40+	0.2	2.6	8.4	17.9	6.5	
N of Valid	452	431	382	340	1605	
N of Miss	4	8	21	10	43	

Table 140: On how many occasions have you had beer, wine or hard liquor to drink during the past 30 days?


Response	6	8	10	12	Total	
0	98.0	88.8	65.6	61.9	80.2	
1-2	2.0	7.0	17.2	16.7	10.1	
3-5	0.0	1.6	7.7	8.8	4.1	
6-9	0.0	0.9	5.3	3.8	2.3	
10-19	0.0	0.9	2.9	4.4	1.9	
20-39	0.0	0.2	0.5	2.3	0.7	
40+	0.0	0.5	0.8	2.1	0.8	
N of Valid	451	430	378	341	1600	
N of Miss	5	10	27	9	51	

Table 141: On how many occasions have you used marijuana (grass, pot) or hashish (hash, hash oil) in your lifetime?


Response	6	8	10	12	Total	
0	98.9	90.7	77.2	61.1	83.5	
1-2	0.4	3.5	6.3	8.3	4.3	
3-5	0.7	2.1	5.5	5.3	3.2	
6-9	0.0	1.2	1.6	5.9	1.9	
10-19	0.0	1.2	3.1	3.2	1.7	
20-39	0.0	0.2	1.0	2.4	0.8	
40+	0.0	1.2	5.2	13.9	4.5	
N of Valid	452	429	382	339	1602	
N of Miss	4	10	22	11	47	

Table 142: On how many occasions have you used marijuana (grass, pot) or hashish (hash, hash oil) during the past 30 days?


Response	6	8	10	12	Total	
0	99.1	96.3	89.0	79.8	91.8	
1-2	0.4	2.1	5.8	5.0	3.1	
3-5	0.2	0.9	1.6	5.3	1.8	
6-9	0.0	0.2	0.8	1.8	0.6	
10-19	0.0	0.0	1.6	2.3	0.9	
20-39	0.0	0.0	0.5	1.8	0.5	
40+	0.2	0.5	0.8	4.1	1.2	
N of Valid	451	431	382	341	1605	
N of Miss	5	9	23	9	46	

Table 143: On how many occasions have you used LSD or other psychedelics in your lifetime?


Response	6	8	10	12	Total	
0	99.8	98.6	98.7	99.4	99.1	
1-2	0.2	1.2	1.0	0.3	0.7	
3-5	0.0	0.0	0.0	0.3	0.1	
6-9	0.0	0.2	0.3	0.0	0.1	
10-19	0.0	0.0	0.0	0.0	0.0	
20-39	0.0	0.0	0.0	0.0	0.0	
40+	0.0	0.0	0.0	0.0	0.0	
N of Valid	450	431	383	341	1605	
N of Miss	6	9	22	9	46	

Table 144: On how many occasions have you used LSD or other psychedelics during the past 30 days?


Response	6	8	10	12	Total	
0	100.0	100.0	99.5	100.0	99.9	
1-2	0.0	0.0	0.5	0.0	0.1	
3-5	0.0	0.0	0.0	0.0	0.0	
6-9	0.0	0.0	0.0	0.0	0.0	
10-19	0.0	0.0	0.0	0.0	0.0	
20-39	0.0	0.0	0.0	0.0	0.0	
40+	0.0	0.0	0.0	0.0	0.0	
N of Valid	449	428	383	340	1600	
N of Miss	7	11	22	10	50	

Table 145: On how many occasions have you used cocaine or crack in your lifetime?


Response	6	8	10	12	Total	
0	99.6	98.8	99.5	99.7	99.4	
1-2	0.4	1.2	0.5	0.0	0.6	
3-5	0.0	0.0	0.0	0.0	0.0	
6-9	0.0	0.0	0.0	0.0	0.0	
10-19	0.0	0.0	0.0	0.0	0.0	
20-39	0.0	0.0	0.0	0.0	0.0	
40+	0.0	0.0	0.0	0.3	0.1	
N of Valid	450	429	382	341	1602	
N of Miss	6	11	23	9	49	

Table 146: On how many occasions have you used cocaine or crack during the past 30 days?



Response	6	8	10	12	Total	
0	100.0	99.8	99.7	100.0	99.9	
1-2	0.0	0.2	0.3	0.0	0.1	
3-5	0.0	0.0	0.0	0.0	0.0	
6-9	0.0	0.0	0.0	0.0	0.0	
10-19	0.0	0.0	0.0	0.0	0.0	
20-39	0.0	0.0	0.0	0.0	0.0	
40+	0.0	0.0	0.0	0.0	0.0	
N of Valid	450	429	383	341	1603	
N of Miss	6	11	22	9	48	

Table 147: On how many occasions have you sniffed glue, breathed the contents of an aerosol spray can, or inhaled other gases or sprays, in order to get high in your lifetime?








Response	6	8	10	12	Total	
0	90.5	86.3	87.4	91.5	88.8	
1-2	7.3	6.7	7.3	3.5	6.4	
3-5	1.3	3.0	1.8	2.1	2.1	
6-9	0.0	1.2	1.6	0.9	0.9	
10-19	0.0	1.6	0.8	1.2	0.9	
20-39	0.2	0.5	0.3	0.6	0.4	
40+	0.7	0.7	0.8	0.3	0.6	
N of Valid	451	430	382	340	1603	
N of Miss	5	10	23	10	48	

Table 148: On how many occasions have you sniffed glue, breathed the contents of an aerosol spray can, or inhaled other gases or sprays, in order to get high during the past 30 days?







Response	6	8	10	12	Total	
0	96.7	92.8	96.9	98.8	96.1	
1-2	2.2	4.2	2.1	0.9	2.4	
3-5	0.4	1.4	0.8	0.0	0.7	
6-9	0.7	1.2	0.0	0.0	0.5	
10-19	0.0	0.2	0.0	0.3	0.1	
20-39	0.0	0.0	0.0	0.0	0.0	
40+	0.0	0.2	0.3	0.0	0.1	
N of Valid	450	431	381	341	1603	
N of Miss	5	9	24	9	47	

Table 149: On how many occasions have you used phenoxydine (pox, px, breeze) in your lifetime?


Response	6	8	10	12	Total	
0	100.0	100.0	100.0	100.0	100.0	
1-2	0.0	0.0	0.0	0.0	0.0	
3-5	0.0	0.0	0.0	0.0	0.0	
6-9	0.0	0.0	0.0	0.0	0.0	
10-19	0.0	0.0	0.0	0.0	0.0	
20-39	0.0	0.0	0.0	0.0	0.0	
40+	0.0	0.0	0.0	0.0	0.0	
N of Valid	449	430	381	341	1601	
N of Miss	7	10	24	9	50	

Table 150: On how many occasions have you used phenoxydine (pox, px, breeze) during the past 30 days?


Response	6	8	10	12	Total	
0	100.0	100.0	100.0	100.0	100.0	
1-2	0.0	0.0	0.0	0.0	0.0	
3-5	0.0	0.0	0.0	0.0	0.0	
6-9	0.0	0.0	0.0	0.0	0.0	
10-19	0.0	0.0	0.0	0.0	0.0	
20-39	0.0	0.0	0.0	0.0	0.0	
40+	0.0	0.0	0.0	0.0	0.0	
N of Valid	448	431	380	341	1600	
N of Miss	7	9	25	9	50	

Table 151: On how many occasions have you used sedatives (tranquilizers, such as Valium or Xanax, barbiturates, or sleeping pills) without a doctor telling you to take them, in your lifetime?








Response	6	8	10	12	Total	
0	96.0	91.4	82.4	82.1	88.6	
1-2	1.8	3.3	7.9	5.0	4.3	
3-5	0.0	2.1	3.9	4.4	2.4	
6-9	1.3	1.2	2.1	3.2	1.9	
10-19	0.2	0.7	1.0	2.1	0.9	
20-39	0.0	0.2	1.3	1.5	0.7	
40+	0.7	1.2	1.3	1.8	1.2	
N of Valid	451	430	381	341	1603	
N of Miss	5	10	24	9	48	

Table 152: On how many occasions have you used sedatives (tranquilizers, such as Valium or Xanax, barbiturates, or sleeping pills) without a doctor telling you to take them, during the past 30 days?


Response	6	8	10	12	Total	
0	98.0	94.2	93.4	91.2	94.5	
1-2	1.1	3.0	3.4	4.7	2.9	
3-5	0.0	0.9	1.6	2.6	1.2	
6-9	0.4	0.9	0.5	0.6	0.6	
10-19	0.0	0.5	0.5	0.6	0.4	
20-39	0.2	0.2	0.3	0.3	0.2	
40+	0.2	0.2	0.3	0.0	0.2	
N of Valid	452	430	381	341	1604	
N of Miss	4	10	24	9	47	

Table 153: On how many occasions have you used methamphetamines (meth, speed, crank, crystal meth) in your lifetime?


Response	6	8	10	12	Total	
0	99.6	99.3	98.9	98.8	99.2	
1-2	0.4	0.7	0.8	0.0	0.5	
3-5	0.0	0.0	0.3	0.9	0.2	
6-9	0.0	0.0	0.0	0.0	0.0	
10-19	0.0	0.0	0.0	0.3	0.1	
20-39	0.0	0.0	0.0	0.0	0.0	
40+	0.0	0.0	0.0	0.0	0.0	
N of Valid	450	431	379	341	1601	
N of Miss	6	9	26	9	50	

Table 154: On how many occasions have you used methamphetamines (meth, speed, crank, crystal meth) in the past 30 days?




Response	6	8	10	12	Total	
0	100.0	100.0	99.5	99.7	99.8	
1-2	0.0	0.0	0.3	0.3	0.1	
3-5	0.0	0.0	0.0	0.0	0.0	
6-9	0.0	0.0	0.3	0.0	0.1	
10-19	0.0	0.0	0.0	0.0	0.0	
20-39	0.0	0.0	0.0	0.0	0.0	
40+	0.0	0.0	0.0	0.0	0.0	
N of Valid	451	430	380	341	1602	
N of Miss	5	10	25	9	49	

Table 155: On how many occasions have you used stimulants, other than Methamphetamines (such as amphetamines, Ritalin or Dexedrine) without a doctor telling you to take them, in your lifetime?






Response	6	8	10	12	Total	
0	99.3	98.8	96.6	96.5	97.9	
1-2	0.2	0.7	1.9	1.2	0.9	
3-5	0.0	0.0	1.3	1.2	0.6	
6-9	0.2	0.5	0.3	0.9	0.4	
10-19	0.0	0.0	0.0	0.0	0.0	
20-39	0.0	0.0	0.0	0.0	0.0	
40+	0.2	0.0	0.0	0.3	0.1	
N of Valid	452	431	378	339	1600	
N of Miss	4	9	27	11	51	

Table 156: On how many occasions have you used stimulants, other than Methamphetamines (such as amphetamines, Ritalin or Dexedrine) without a doctor telling you to take them, during the past 30 days?





Response	6	8	10	12	Total	
0	99.8	99.8	99.5	98.2	99.4	
1-2	0.0	0.0	0.5	1.5	0.4	
3-5	0.0	0.2	0.0	0.3	0.1	
6-9	0.0	0.0	0.0	0.0	0.0	
10-19	0.0	0.0	0.0	0.0	0.0	
20-39	0.0	0.0	0.0	0.0	0.0	
40+	0.2	0.0	0.0	0.0	0.1	
N of Valid	451	431	378	339	1599	
N of Miss	5	9	26	11	51	

Table 157: On how many occasions have you used heroin or other opiates in your lifetime?






Response	6	8	10	12	Total	
0	100.0	99.3	99.2	99.1	99.4	
1-2	0.0	0.5	0.3	0.0	0.2	
3-5	0.0	0.2	0.5	0.3	0.3	
6-9	0.0	0.0	0.0	0.0	0.0	
10-19	0.0	0.0	0.0	0.3	0.1	
20-39	0.0	0.0	0.0	0.0	0.0	
40+	0.0	0.0	0.0	0.3	0.1	
N of Valid	450	429	379	339	1597	
N of Miss	5	11	26	11	53	

Table 158: On how many occasions have you used heroin or other opiates during the past 30 days?


Response	6	8	10	12	Total	
0	100.0	99.8	99.7	99.4	99.7	
1-2	0.0	0.2	0.3	0.3	0.2	
3-5	0.0	0.0	0.0	0.0	0.0	
6-9	0.0	0.0	0.0	0.0	0.0	
10-19	0.0	0.0	0.0	0.3	0.1	
20-39	0.0	0.0	0.0	0.0	0.0	
40+	0.0	0.0	0.0	0.0	0.0	
N of Valid	452	430	377	339	1598	
N of Miss	4	10	28	11	53	

Table 159: On how many occasions have you used MDMA ('X', 'E', or ecstasy) in your lifetime?


Response	6	8	10	12	Total	
0	100.0	98.1	97.1	95.0	97.7	
1-2	0.0	1.2	1.1	2.9	1.2	
3-5	0.0	0.2	1.1	0.0	0.3	
6-9	0.0	0.2	0.5	1.5	0.5	
10-19	0.0	0.0	0.3	0.3	0.1	
20-39	0.0	0.0	0.0	0.3	0.1	
40+	0.0	0.2	0.0	0.0	0.1	
N of Valid	451	431	377	339	1598	
N of Miss	5	9	28	11	53	

Table 160: On how many occasions have you used MDMA ('X', 'E', or ecstasy) during the past 30 days?


Response	6	8	10	12	Total	
0	100.0	99.5	98.7	98.5	99.2	
1-2	0.0	0.0	1.1	0.6	0.4	
3-5	0.0	0.0	0.3	0.6	0.2	
6-9	0.0	0.5	0.0	0.0	0.1	
10-19	0.0	0.0	0.0	0.0	0.0	
20-39	0.0	0.0	0.0	0.0	0.0	
40+	0.0	0.0	0.0	0.3	0.1	
N of Valid	448	431	374	339	1592	
N of Miss	8	9	31	11	59	

Table 161: On how many occasions have you taken prescription drugs (such as Valium, Xanax, Ritalin, Adderall, OxyContin, Darvocet, or sleeping pills) on your own-that is, without a doctor telling you to take them in your lifetime?








Response	6	8	10	12	Total	
0	97.6	91.0	81.7	74.8	87.2	
1-2	0.9	3.7	6.9	7.4	4.4	
3-5	0.2	1.2	4.5	6.2	2.8	
6-9	0.2	1.9	2.1	2.7	1.6	
10-19	0.4	0.5	1.9	4.2	1.6	
20-39	0.0	0.5	1.6	1.8	0.9	
40+	0.7	1.4	1.3	3.0	1.5	
N of Valid	452	431	377	337	1597	
N of Miss	4	9	28	13	54	

Table 162: On how many occasions have you taken prescription drugs (such as Valium, Xanax, Ritalin, Adderall, OxyContin, Darvocet, or sleeping pills) on your own-that is, without a doctor telling you to take them during the past 30 days?








Response	6	8	10	12	Total	
0	98.0	94.0	91.8	87.5	93.2	
1-2	0.9	3.3	4.0	5.9	3.3	
3-5	0.4	0.9	2.9	3.3	1.8	
6-9	0.2	0.9	0.8	1.8	0.9	
10-19	0.0	0.0	0.3	0.9	0.3	
20-39	0.0	0.7	0.3	0.6	0.4	
40+	0.4	0.2	0.0	0.0	0.2	
N of Valid	451	430	377	337	1595	
N of Miss	5	10	28	12	55	

Table 163: On how many occasions have you taken non-prescription medicines such as diet pills (for example, Dietac, Dexatrim or Prolamine), stay-awake pills (for example No-Doz, Vivarin, or Wake), or cough or cold medicines (robos, DXM, etc.) to get high in your lifetime?








Response	6	8	10	12	Total	
0	98.2	95.6	88.6	92.3	94.0	
1-2	0.9	2.3	4.0	1.8	2.2	
3-5	0.4	0.5	2.7	2.4	1.4	
6-9	0.2	0.5	1.6	0.6	0.7	
10-19	0.0	0.5	0.8	1.5	0.6	
20-39	0.0	0.7	0.8	0.3	0.4	
40+	0.2	0.0	1.6	1.2	0.7	
N of Valid	452	431	377	339	1599	
N of Miss	4	9	28	11	52	

Table 164: On how many occasions have you taken non-prescription medicines such as diet pills (for example, Dietac, Dexatrim or Prolamine), stay-awake pills (for example No-Doz, Vivarin, or Wake), or cough or cold medicines (robos, DXM, etc.) to get high during the past 30 days?






Response	6	8	10	12	Total	
0	99.6	97.4	95.8	96.8	97.5	
1-2	0.2	1.4	1.6	0.9	1.0	
3-5	0.0	0.5	1.3	1.8	0.8	
6-9	0.2	0.2	1.1	0.3	0.4	
10-19	0.0	0.5	0.3	0.3	0.3	
20-39	0.0	0.0	0.0	0.0	0.0	
40+	0.0	0.0	0.0	0.0	0.0	
N of Valid	451	429	377	339	1596	
N of Miss	5	11	28	11	55	

Table 165: On how many occasions have you been drunk or very high from drinking alcoholic beverages during the past 30 days?








Response	6	8	10	12	Total	
0	99.3	92.8	74.0	73.3	86.1	
1-2	0.7	4.2	14.1	13.9	7.6	
3-5	0.0	1.4	5.0	5.3	2.7	
6-9	0.0	0.9	2.7	2.4	1.4	
10-19	0.0	0.2	1.9	2.4	1.0	
20-39	0.0	0.0	1.3	0.9	0.5	
40+	0.0	0.5	1.1	1.8	0.8	
N of Valid	450	431	377	337	1595	
N of Miss	6	9	28	13	56	

Table 166: On how many occasions have you drunk flavored alcoholic beverages, sometimes called 'alcopops' (like Mike's Hard Lemonade, Smirnoff Ice, Bacardi Breezers, etc.) in your lifetime?








Response	6	8	10	12	Total	
0	91.6	74.4	54.8	43.7	68.1	
1-2	5.6	10.7	14.9	11.2	10.3	
3-5	1.6	6.5	8.5	13.6	7.1	
6-9	0.9	3.7	7.2	9.4	5.0	
10-19	0.4	1.9	8.0	9.4	4.5	
20-39	0.0	1.6	2.7	6.2	2.4	
40+	0.0	1.2	4.0	6.5	2.6	
N of Valid	450	430	376	339	1595	
N of Miss	5	9	28	11	53	

Table 167: On how many occasions have you drunk flavored alcoholic beverages, sometimes called 'alcopops' (like Mike's Hard Lemonade, Smirnoff Ice, Bacardi Breezers, etc.) during the past 30 days?


Response	6	8	10	12	Total	
0	98.7	91.2	74.8	77.9	86.6	
1-2	1.1	5.3	14.3	10.9	7.5	
3-5	0.2	2.1	7.4	4.4	3.3	
6-9	0.0	0.2	1.9	3.5	1.3	
10-19	0.0	0.5	1.3	1.5	0.8	
20-39	0.0	0.5	0.0	0.9	0.3	
40+	0.0	0.2	0.3	0.9	0.3	
N of Valid	449	431	377	339	1596	
N of Miss	7	9	28	11	55	

Table 168: Think back over the last two weeks. How many times have you had five or more alcoholic drinks in a row?


Response	6	8	10	12	Total	
None	97.6	92.3	79.0	80.2	88.1	
Once	1.3	3.3	7.5	7.2	4.5	
Twice	0.7	2.3	4.3	4.2	2.7	
3-5 times	0.4	1.4	5.6	5.1	2.9	
6-9 times	0.0	0.5	1.3	1.5	0.8	
10 or more times	0.0	0.2	2.2	1.8	0.9	
N of Valid	452	426	372	334	1584	
N of Miss	4	14	33	16	67	

Table 169: During the past 30 days, how many times did you ride in a car or other vehicle driven by someone who had been drinking alcohol?


Response	6	8	10	12	Total	
0 times	79.6	79.3	71.5	77.3	77.1	
1 time	9.4	9.2	8.9	9.3	9.2	
2 or 3 times	5.2	5.9	12.6	9.3	8.0	
4 or 5 times	1.3	3.1	2.7	2.1	2.3	
6 or more times	4.5	2.6	4.3	2.1	3.4	
N of Valid	445	425	372	335	1577	
N of Miss	10	15	33	15	73	

Table 170: During the past 30 days, how many times did you drive a car or other vehicle when you had been drinking alcohol?







Response	6	8	10	12	Total	
I did not drive a car in the past 30 days	42.9	47.5	30.9	14.5	35.2	
0 times	54.8	48.7	61.2	74.0	58.8	
1 time	1.4	1.2	3.8	3.6	2.4	
2 or 3 times	0.9	0.2	2.2	6.3	2.2	
4 or 5 times	0.0	0.5	1.1	0.9	0.6	
6 or more times	0.0	1.9	0.8	0.6	0.8	
N of Valid	436	415	369	331	1551	
N of Miss	4	15	34	16	69	

Table 171: If you drank alcohol (not just a sip or taste) in the past year, how did you usually get it?












Response	6	8	10	12	Total	
I did not drink alcohol in the past year	87.3	75.2	48.3	41.3	65.3	
I bought it myself with a fake ID	0.2	0.2	0.3	0.3	0.3	
I bought it myself without a fake ID	0.2	0.0	0.6	2.7	0.8	
I got it from someone I know age 21 or older	3.3	7.4	18.2	30.4	13.6	
I got it from someone I know under age 21	0.2	3.1	10.8	8.5	5.2	
I got it from my brother or sister	0.4	1.0	0.8	1.5	0.9	
I got it from home with my parents' permission	1.6	2.4	3.6	4.6	2.9	
I got it from home without my parents' permission	0.4	2.4	3.0	0.0	1.5	
I got it from another relative	1.6	3.1	5.5	3.3	3.3	
A stranger bought it for me	0.0	0.5	1.7	0.9	0.7	
I took it from a store or shop	0.0	0.0	0.0	0.0	0.0	
Other	4.7	4.8	7.2	6.4	5.6	
N of Valid	449	420	362	329	1560	
N of Miss	7	17	35	17	76	

Table 172: If you drank alcohol (not just a sip or taste) in the past year, where did you usually drink it?

Response	6	8	10	12	Total	
I did not drink alcohol in the past year	89.2	76.4	50.1	42.9	67.1	
at my home	2.5	7.2	9.9	9.1	6.8	
at someone else's home	5.2	11.2	26.8	33.9	17.8	
at an open area like a park, beach, field, back road, woods, or a street corner	1.6	4.1	7.3	8.2	4.9	
at a sporting event or concert	0.0	0.0	2.0	0.6	0.6	
at a restaurant, bar, or a nightclub	0.7	0.2	0.8	2.5	1.0	
at an empty building or a construction site	0.5	0.2	0.3	0.3	0.3	
at a hotel/motel	0.2	0.0	0.3	0.3	0.2	
in a car	0.2	0.7	2.0	1.9	1.1	
at school	0.0	0.0	0.6	0.3	0.2	
N of Valid	444	419	355	319	1537	
N of Miss	10	18	38	17	83	

Table 173: During the last month, about how many marijuana cigarettes, or the equivalent, did you smoke a day, on the average?

Response	6	8	10	12	Total	
None	98.0	95.1	86.5	79.6	90.6	
Less than 1 a day	1.3	2.1	5.9	7.5	3.9	
1 a day	0.0	0.7	1.1	3.0	1.1	
2-3 a day	0.7	0.9	2.4	4.8	2.0	
4-6 a day	0.0	0.2	1.6	2.7	1.0	
7-10 a day	0.0	0.5	0.8	1.5	0.6	
11 or more a day	0.0	0.5	1.6	0.9	0.7	
N of Valid	451	425	370	334	1580	
N of Miss	5	15	35	15	70	

Table 174: How wrong would most adults (over 21) in your neighborhood think it is for kids your age: to use marijuana?





Response	6	8	10	12	Total	
Very wrong	92.4	84.7	72.8	66.4	80.3	
Wrong	4.9	8.4	14.6	17.6	10.8	
A little bit wrong	1.3	4.8	9.3	10.3	6.0	
Not wrong at all	1.3	2.1	3.3	5.8	2.9	
N of Valid	449	419	364	330	1562	
N of Miss	7	20	41	20	88	

Table 175: How wrong would most adults (over 21) in your neighborhood think it is for kids your age: to drink alcohol?





Response	6	8	10	12	Total	
Very wrong	81.3	69.6	50.0	46.5	63.5	
Wrong	8.9	14.1	21.2	22.1	16.0	
A little bit wrong	7.4	12.0	21.2	23.9	15.3	
Not wrong at all	2.5	4.3	7.7	7.6	5.3	
N of Valid	448	418	364	331	1561	
N of Miss	8	21	41	19	89	

Table 176: How wrong would most adults (over 21) in your neighborhood think it is for kids your age: to smoke cigarettes?





Response	6	8	10	12	Total	
Very wrong	82.7	72.7	53.6	44.5	65.1	
Wrong	12.1	14.1	24.2	24.8	18.2	
A little bit wrong	2.5	9.1	15.9	19.1	10.9	
Not wrong at all	2.7	4.1	6.3	11.5	5.8	
N of Valid	446	418	364	330	1558	
N of Miss	10	21	41	20	92	

Table 177: How much do each of the following statements describe your neighborhood? crime and/or drug selling


Response	6	8	10	12	Total	
NO!	76.9	70.0	55.2	58.6	66.1	
no	11.7	13.8	26.9	19.9	17.6	
yes	4.3	9.8	11.8	14.2	9.6	
YES!	7.2	6.4	6.0	7.3	6.7	
N of Valid	445	420	364	331	1560	
N of Miss	11	19	41	18	89	

Table 178: How much do each of the following statements describe your neighborhood? fights


Response	6	8	10	12	Total	
NO!	60.5	61.4	54.0	56.8	58.5	
no	11.7	13.3	23.5	24.6	17.6	
yes	15.2	15.2	15.2	14.0	15.0	
YES!	12.6	10.0	7.2	4.6	8.9	
N of Valid	446	420	361	329	1556	
N of Miss	10	20	44	21	95	

Table 179: How much do each of the following statements describe your neighborhood? lots of empty or abandoned buildings


Response	6	8	10	12	Total	
NO!	73.4	68.4	61.6	62.7	67.0	
no	15.1	18.9	28.5	25.8	21.5	
yes	5.6	9.6	6.1	7.6	7.2	
YES!	5.9	3.1	3.9	3.9	4.2	
N of Valid	443	418	362	330	1553	
N of Miss	13	21	43	20	97	

Table 180: How much do each of the following statements describe your neighborhood? lots of graffiti


Response	6	8	10	12	Total	
NO!	79.5	75.2	69.5	71.2	74.3	
no	11.1	19.5	25.8	23.9	19.5	
yes	5.0	3.3	3.0	3.3	3.7	
YES!	4.3	1.9	1.7	1.5	2.5	
N of Valid	440	420	361	330	1551	
N of Miss	16	20	44	20	100	

Table 181: If I had to move, I would miss the neighborhood I now live in.


Response	6	8	10	12	Total	
NO!	20.3	16.7	16.4	17.3	17.8	
no	9.8	16.4	18.6	20.1	15.8	
yes	23.0	25.7	34.8	30.7	28.1	
YES!	46.9	41.2	30.1	31.9	38.3	
N of Valid	448	420	365	329	1562	
N of Miss	6	19	40	21	86	

Table 182: My neighbors notice when I am doing a good job and let me know about it.

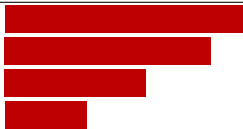
Response	6	8	10	12	Total	
NO!	38.5	37.1	34.7	36.8	36.9	
no	25.9	29.5	35.8	37.1	31.5	
yes	19.8	22.1	21.2	19.5	20.7	
YES!	15.8	11.4	8.3	6.7	10.9	
N of Valid	444	421	363	329	1557	
N of Miss	10	19	42	21	92	

Table 183: I like my neighborhood.

Response	6	8	10	12	Total	
NO!	11.2	15.1	12.4	12.1	12.7	
no	6.9	9.4	13.2	13.9	10.5	
yes	27.2	36.7	44.4	43.6	37.2	
YES!	54.7	38.8	30.0	30.3	39.5	
N of Valid	448	417	363	330	1558	
N of Miss	7	20	42	20	89	

Table 184: There are lots of adults in my neighborhood I could talk to about something important.

Response	6	8	10	12	Total	
NO!	29.0	26.1	31.1	28.8	28.7	
no	20.3	23.9	28.3	30.9	25.4	
yes	23.2	26.6	24.7	25.5	24.9	
YES!	27.5	23.4	15.8	14.8	21.0	
N of Valid	448	418	360	330	1556	
N of Miss	8	22	45	20	95	

Table 185: I'd like to get out of my neighborhood.

Response	6	8	10	12	Total	
NO!	58.0	45.4	32.4	32.8	43.3	
no	21.1	26.2	33.8	35.9	28.6	
yes	10.6	17.3	18.6	19.5	16.1	
YES!	10.3	11.1	15.2	11.9	12.0	
N of Valid	445	416	361	329	1551	
N of Miss	11	23	44	21	99	

Table 186: There are people in my neighborhood who are proud of me when I do something well.

Response	6	8	10	12	Total	
NO!	25.2	24.0	21.4	22.5	23.4	
no	20.9	21.9	27.6	25.8	23.8	
yes	25.5	32.5	33.4	36.2	31.5	
YES!	28.4	21.6	17.5	15.5	21.3	
N of Valid	444	416	359	329	1548	
N of Miss	12	21	46	21	100	

Table 187: There are people in my neighborhood who encourage me to do my best.

Response	6	8	10	12	Total	
NO!	22.0	21.2	21.2	21.5	21.5	
no	20.0	20.3	26.5	27.0	23.1	
yes	27.4	34.1	32.9	32.4	31.5	
YES!	30.5	24.3	19.5	19.1	23.9	
N of Valid	449	419	359	330	1557	
N of Miss	7	21	46	20	94	

Table 188: I feel safe in my neighborhood.

Response	6	8	10	12	Total	
NO!	12.6	13.0	12.6	7.6	11.6	
no	11.2	11.8	8.7	13.0	11.2	
yes	26.9	32.0	43.9	41.8	35.4	
YES!	49.3	43.3	34.9	37.6	41.9	
N of Valid	446	416	358	330	1550	
N of Miss	10	23	46	20	99	

Table 189: Which of the following activities for people your age are available in your community? sports teams?

Response	6	8	10	12	Total	
No	18.2	13.6	16.4	17.5	16.4	
Yes	81.8	86.4	83.6	82.5	83.6	
N of Valid	446	418	354	332	1550	
N of Miss	10	22	51	18	101	

Table 190: Which of the following activities for people your age are available in your community? scouting?

Response	6	8	10	12	Total	
No	43.9	45.1	52.6	45.5	46.5	
Yes	56.1	54.9	47.4	54.5	53.5	
N of Valid	440	417	348	330	1535	
N of Miss	16	23	57	20	116	

Table 191: Which of the following activities for people your age are available in your community? boys and girls clubs?

Response	6	8	10	12	Total	
No	23.4	20.1	27.0	24.7	23.6	
Yes	76.6	79.9	73.0	75.3	76.4	
N of Valid	441	418	352	332	1543	
N of Miss	15	21	53	18	107	

Table 192: Which of the following activities for people your age are available in your community? 4-H clubs?

Response	6	8	10	12	Total	
No	43.5	64.1	54.6	48.8	52.7	
Yes	56.5	35.9	45.4	51.2	47.3	
N of Valid	441	412	346	330	1529	
N of Miss	15	28	59	20	122	

Table 193: Which of the following activities for people your age are available in your community? service clubs?



Response	6	8	10	12	Total	
No	62.2	48.8	46.3	36.9	49.5	
Yes	37.8	51.2	53.7	63.1	50.5	
N of Valid	437	414	348	331	1530	
N of Miss	19	26	57	19	121	

Table 194: If a kid smoked marijuana in your neighborhood would he or she be caught by the police?





Response	6	8	10	12	Total	
NO!	18.6	20.3	26.2	27.4	22.6	
no	21.0	32.2	44.2	48.0	35.1	
yes	24.4	23.2	19.9	17.6	21.6	
YES!	36.0	24.3	9.7	7.0	20.7	
N of Valid	447	419	351	329	1546	
N of Miss	9	21	54	20	104	

Table 195: If a kid drank some beer, wine or hard liquor (for example, vodka, whiskey, or gin) in your neighborhood would he or she be caught by the police?





Response	6	8	10	12	Total	
NO!	22.1	23.6	35.0	32.2	27.6	
no	26.4	37.6	46.7	52.0	39.5	
yes	24.8	21.4	12.0	10.0	17.8	
YES!	26.6	17.4	6.3	5.8	15.1	
N of Valid	447	420	351	329	1547	
N of Miss	9	20	54	20	103	

Table 196: If a kid carried a handgun in your neighborhood would he or she be caught by the police?





Response	6	8	10	12	Total	
NO!	18.6	19.9	27.4	24.9	22.3	
no	18.4	23.9	33.1	42.6	28.4	
yes	23.1	25.8	23.7	22.8	23.9	
YES!	39.9	30.4	15.7	9.7	25.4	
N of Valid	446	418	350	329	1543	
N of Miss	10	22	55	20	107	

Table 197: If you wanted to get some cigarettes, how easy would it be for you to get some?





Response	6	8	10	12	Total	
Very hard	70.9	51.0	22.2	14.0	42.3	
Sort of hard	10.8	13.6	13.3	8.5	11.6	
Sort of easy	8.3	18.3	25.4	14.3	16.2	
Very easy	9.9	17.1	39.2	63.2	29.9	
N of Valid	444	420	347	329	1540	
N of Miss	12	20	58	21	111	

Table 198: If you wanted to get some beer, wine or hard liquor (for example, vodka, whiskey, or gin), how easy would it be for you to get some?





Response	6	8	10	12	Total	
Very hard	70.7	47.0	14.1	12.2	38.9	
Sort of hard	11.7	13.4	16.1	10.6	12.9	
Sort of easy	7.7	23.4	26.8	28.0	20.6	
Very easy	9.9	16.2	42.9	49.2	27.5	
N of Valid	443	419	347	329	1538	
N of Miss	13	21	58	21	113	

Table 199: If you wanted to get a drug like cocaine, LSD, or amphetamines, how easy would it be for you to get some?

Response	6	8	10	12	Total	
Very hard	91.9	81.1	59.8	52.7	73.3	
Sort of hard	4.1	9.6	17.9	22.6	12.6	
Sort of easy	2.3	3.8	10.1	11.3	6.4	
Very easy	1.8	5.5	12.1	13.4	7.6	
N of Valid	442	418	346	328	1534	
N of Miss	14	22	59	22	117	

Table 200: If you wanted to get a handgun, how easy would it be for you to get one?

Response	6	8	10	12	Total	
Very hard	74.5	60.3	45.1	37.4	56.1	
Sort of hard	9.7	14.4	20.9	16.7	15.0	
Sort of easy	7.7	10.5	16.0	21.3	13.2	
Very easy	8.1	14.8	18.0	24.6	15.7	
N of Valid	443	418	344	329	1534	
N of Miss	13	22	61	21	117	

Table 201: If you wanted to get some marijuana, how easy would it be for you to get some?

Response	6	8	10	12	Total	
Very hard	88.7	69.9	34.8	24.3	57.6	
Sort of hard	4.3	8.4	15.1	9.4	8.9	
Sort of easy	3.2	9.3	17.1	22.8	12.2	
Very easy	3.8	12.4	33.0	43.5	21.3	
N of Valid	442	418	345	329	1534	
N of Miss	14	22	60	21	117	

Table 202: During the past 12 months, have you participated in any alcohol prevention programs or seen any alcohol prevention messages in your school or community? Yes, a school-based program focused on preventing underage drinking and/or drinking and driving.



Response	6	8	10	12	Total	
No	54.4	55.5	76.8	68.6	63.2	
Yes	45.6	44.5	23.2	31.4	36.8	
N of Valid	456	440	405	350	1651	
N of Miss	0	0	0	0	0	

Table 203: During the past 12 months, have you participated in any alcohol prevention programs or seen any alcohol prevention messages in your school or community? Yes, a community-based program focused on preventing underage drinking and/or drinking and driving (for example, through your church or temple or through youth groups like Boys and Girls Club or 4-H).



Response	6	8	10	12	Total	
No	82.7	83.4	91.1	89.7	86.4	
Yes	17.3	16.6	8.9	10.3	13.6	
N of Valid	456	440	405	350	1651	
N of Miss	0	0	0	0	0	

Table 204: During the past 12 months, have you participated in any alcohol prevention programs or seen any alcohol prevention messages in your school or community? Yes, a media campaign addressing underage drinking and/or drinking and driving (for example, newspaper ads, posters, pamphlets, radio, TV).



Response	6	8	10	12	Total	
No	82.9	84.5	87.4	85.1	84.9	
Yes	17.1	15.5	12.6	14.9	15.1	
N of Valid	456	440	405	350	1651	
N of Miss	0	0	0	0	0	

Table 205: During the past 12 months, have you participated in any alcohol prevention programs or seen any alcohol prevention messages in your school or community? No



Response	6	8	10	12	Total	
No	55.7	59.1	48.6	46.6	52.9	
Yes	44.3	40.9	51.4	53.4	47.1	
N of Valid	456	440	405	350	1651	
N of Miss	0	0	0	0	0	

Table 206: How wrong do your parents feel it would be for YOU to: drink beer, wine or hard liquor (for example, vodka, whiskey or gin) regularly?





Response	6	8	10	12	Total	
Very wrong	87.3	77.8	63.2	52.6	71.9	
Wrong	7.8	13.8	18.3	25.8	15.6	
A little bit wrong	3.6	6.5	14.2	15.2	9.2	
Not wrong at all	1.3	1.9	4.3	6.4	3.3	
N of Valid	448	414	345	329	1536	
N of Miss	8	26	60	21	115	

Table 207: How wrong do your parents feel it would be for YOU to: smoke cigarettes?





Response	6	8	10	12	Total	
Very wrong	91.5	84.3	75.1	66.8	80.6	
Wrong	5.1	11.4	16.2	16.5	11.7	
A little bit wrong	2.2	2.7	4.6	11.6	4.9	
Not wrong at all	1.1	1.7	4.1	5.2	2.8	
N of Valid	447	414	345	328	1534	
N of Miss	9	26	60	22	117	

Table 208: How wrong do your parents feel it would be for YOU to: smoke marijuana?





Response	6	8	10	12	Total	
Very wrong	95.7	92.5	85.8	81.8	89.6	
Wrong	3.4	4.4	7.8	9.4	6.0	
A little bit wrong	0.5	1.2	2.9	5.2	2.2	
Not wrong at all	0.5	1.9	3.5	3.6	2.2	
N of Valid	444	412	344	329	1529	
N of Miss	11	28	61	21	121	

Table 209: How wrong do your parents feel it would be for YOU to: steal something worth more than \$5?





Response	6	8	10	12	Total	
Very wrong	85.2	87.4	81.2	85.3	84.9	
Wrong	10.3	8.9	14.4	10.7	10.9	
A little bit wrong	2.5	2.7	2.3	3.1	2.6	
Not wrong at all	2.0	1.0	2.1	0.9	1.5	
N of Valid	446	414	341	327	1528	
N of Miss	10	26	63	23	122	

Table 210: How wrong do your parents feel it would be for YOU to: draw graffiti, write things, or draw pictures on buildings or other property (without the owner's permission)?





Response	6	8	10	12	Total	
Very wrong	88.8	83.3	77.8	80.2	83.0	
Wrong	8.1	9.9	14.3	15.5	11.6	
A little bit wrong	2.0	4.1	4.4	3.6	3.5	
Not wrong at all	1.1	2.7	3.5	0.6	2.0	
N of Valid	445	413	343	329	1530	
N of Miss	10	27	62	21	120	

Table 211: How wrong do your parents feel it would be for YOU to: pick a fight with someone?





Response	6	8	10	12	Total	
Very wrong	70.1	59.6	55.5	56.5	61.1	
Wrong	15.5	22.8	22.7	24.3	21.0	
A little bit wrong	9.9	11.9	17.2	15.2	13.2	
Not wrong at all	4.5	5.8	4.7	4.0	4.8	
N of Valid	445	413	344	329	1531	
N of Miss	10	27	61	21	119	

Table 212: During the past 12 months, have you talked with at least one of your parents about the dangers of underage drinking and/or drinking and driving? By parents, we mean either your biological parents, adoptive parents, stepparents, or adult guardians - whether or not they live with you.



Response	6	8	10	12	Total	
No	57.4	54.0	59.5	57.3	56.9	
Yes	42.6	46.0	40.5	42.7	43.1	
N of Valid	430	404	338	323	1495	
N of Miss	26	36	67	27	156	

Table 213: Have any of your brothers or sisters ever: drunk beer, wine or hard liquor (for example, vodka, whiskey or gin)?




Response	6	8	10	12	Total	
No	75.5	61.4	44.2	35.2	56.0	
Yes	20.7	35.2	52.6	60.9	40.4	
I don't have any brothers or sisters	3.8	3.4	3.2	4.0	3.6	
N of Valid	445	412	342	327	1526	
N of Miss	11	27	63	23	124	

Table 214: Have any of your brothers or sisters ever: smoked marijuana?




Response	6	8	10	12	Total	
No	90.1	81.8	68.2	59.5	76.4	
Yes	6.1	15.0	29.1	36.3	20.1	
I don't have any brothers or sisters	3.8	3.1	2.6	4.3	3.5	
N of Valid	444	413	340	328	1525	
N of Miss	11	27	65	22	125	

Table 215: Have any of your brothers or sisters ever: smoked cigarettes?




Response	6	8	10	12	Total	
No	80.2	70.2	58.4	53.0	66.8	
Yes	15.8	26.6	38.6	43.0	29.7	
I don't have any brothers or sisters	4.1	3.1	2.9	4.0	3.5	
N of Valid	444	413	339	328	1524	
N of Miss	12	27	66	22	127	

Table 216: Have any of your brothers or sisters ever: taken a handgun to school?




Response	6	8	10	12	Total	
No	94.1	93.9	94.7	93.9	94.1	
Yes	2.0	2.7	2.6	1.5	2.2	
I don't have any brothers or sisters	3.9	3.4	2.6	4.6	3.6	
N of Valid	440	411	340	327	1518	
N of Miss	15	29	65	23	132	

Table 217: Have any of your brothers or sisters ever: been suspended or expelled from school?




Response	6	8	10	12	Total	
No	71.0	65.1	62.8	56.9	64.5	
Yes	24.3	31.7	34.6	38.8	31.7	
I don't have any brothers or sisters	4.8	3.1	2.6	4.3	3.7	
N of Valid	441	413	341	327	1522	
N of Miss	14	27	64	23	128	

Table 218: The rules in my family are clear.





Response	6	8	10	12	Total	
NO!	5.9	5.6	5.0	2.8	4.9	
no	5.9	6.8	13.2	10.2	8.7	
yes	28.2	34.3	43.3	45.8	37.0	
YES!	60.1	53.4	38.6	41.2	49.4	
N of Valid	444	414	342	325	1525	
N of Miss	12	25	63	25	125	

Table 219: People in my family often insult or yell at each other.





Response	6	8	10	12	Total	
NO!	38.8	27.4	20.5	21.4	27.9	
no	25.6	35.6	38.7	39.4	34.2	
yes	21.3	26.4	29.0	24.8	25.1	
YES!	14.3	10.7	11.7	14.4	12.8	
N of Valid	446	413	341	327	1527	
N of Miss	10	27	64	23	124	

Table 220: When I am not at home, one of my parents knows where I am and who I am with.





Response	6	8	10	12	Total	
NO!	5.9	6.3	4.7	3.7	5.3	
no	3.6	6.8	9.8	11.1	7.4	
yes	24.8	28.2	41.8	47.4	34.3	
YES!	65.8	58.6	43.6	37.8	52.9	
N of Valid	444	411	337	325	1517	
N of Miss	12	28	67	25	132	

Table 221: We argue about the same things in my family over and over.





Response	6	8	10	12	Total	
NO!	46.2	27.4	18.9	12.6	27.8	
no	31.1	30.8	41.9	38.3	35.0	
yes	12.4	26.9	25.7	34.4	24.0	
YES!	10.4	15.0	13.6	14.7	13.3	
N of Valid	444	413	339	326	1522	
N of Miss	12	27	66	24	129	

Table 222: If you drank some beer or wine or liquor (for example, vodka, whiskey, or gin) without your parents' permission, would you be caught by your parents?

Response	6	8	10	12	Total	
NO!	12.2	12.4	20.3	19.3	15.6	
no	8.4	17.6	37.4	46.6	25.6	
yes	14.7	23.7	20.3	19.3	19.4	
YES!	64.6	46.3	22.1	14.7	39.4	
N of Valid	441	410	340	326	1517	
N of Miss	13	28	65	24	130	

Table 223: My family has clear rules about alcohol and drug use.

Response	6	8	10	12	Total	
NO!	7.6	6.3	7.7	4.9	6.7	
no	7.0	10.7	16.8	19.0	12.7	
yes	16.1	21.0	33.0	36.4	25.6	
YES!	69.3	62.0	42.5	39.8	55.0	
N of Valid	446	410	339	327	1522	
N of Miss	9	29	66	23	127	

Table 224: If you carried a handgun without your parents' permission, would you be caught by your parents?

Response	6	8	10	12	Total	
NO!	8.8	8.0	12.1	11.7	10.0	
no	5.4	10.0	16.9	25.6	13.5	
yes	14.0	18.7	24.9	24.4	19.9	
YES!	71.7	63.3	46.2	38.3	56.6	
N of Valid	442	411	338	324	1515	
N of Miss	12	29	67	25	133	

Table 225: If you skipped school would you be caught by your parents?

Response	6	8	10	12	Total	
NO!	9.6	8.0	12.2	11.7	10.2	
no	6.5	13.4	20.2	27.9	16.0	
yes	17.5	19.3	26.4	28.5	22.3	
YES!	66.4	59.3	41.2	31.9	51.5	
N of Valid	446	410	337	326	1519	
N of Miss	10	30	68	23	131	

Table 226: Do you feel very close to your mother?

Response	6	8	10	12	Total	
NO!	5.5	10.0	11.1	9.8	8.9	
no	5.2	9.1	16.2	11.1	10.0	
yes	16.6	24.8	29.3	31.1	24.8	
YES!	72.7	56.1	43.4	48.0	56.4	
N of Valid	439	408	334	325	1506	
N of Miss	15	32	71	25	143	

Table 227: Do you share your thoughts and feelings with your mother?

Response	6	8	10	12	Total	
NO!	16.3	16.0	17.7	14.2	16.1	
no	15.6	21.0	28.4	23.1	21.5	
yes	19.0	27.4	24.3	32.4	25.3	
YES!	49.0	35.6	29.6	30.2	37.0	
N of Valid	441	405	334	324	1504	
N of Miss	15	35	71	25	146	

Table 228: My parents ask me what I think before most family decisions affecting me are made.


Response	6	8	10	12	Total	
NO!	15.6	14.9	17.1	15.4	15.7	
no	18.6	21.5	31.4	24.3	23.5	
yes	27.0	33.7	32.6	39.1	32.7	
YES!	38.8	29.8	18.9	21.2	28.2	
N of Valid	441	409	334	325	1509	
N of Miss	14	31	70	25	140	

Table 229: Do you share your thoughts and feelings with your father?


Response	6	8	10	12	Total	
NO!	25.8	27.9	28.1	35.4	29.0	
no	23.3	23.4	30.2	24.3	25.1	
yes	21.9	25.7	23.1	26.5	24.2	
YES!	29.0	22.9	18.6	13.8	21.8	
N of Valid	442	401	334	325	1502	
N of Miss	14	36	71	25	146	

Table 230: Do you enjoy spending time with your mother?

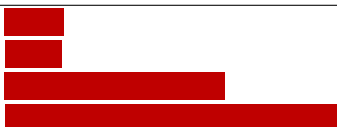
Response	6	8	10	12	Total	
NO!	3.9	9.1	9.0	7.0	7.1	
no	4.1	6.9	8.4	8.9	6.8	
yes	23.6	30.6	44.0	41.3	33.8	
YES!	68.4	53.4	38.6	42.8	52.2	
N of Valid	440	408	332	327	1507	
N of Miss	16	32	73	23	144	

Table 231: Do you enjoy spending time with your father?

Response	6	8	10	12	Total	
NO!	11.0	12.8	16.0	21.9	14.9	
no	6.4	8.8	11.7	9.9	9.0	
yes	22.8	30.5	36.4	41.0	31.8	
YES!	59.8	47.9	35.8	27.2	44.2	
N of Valid	438	407	332	324	1501	
N of Miss	18	33	72	26	149	

Table 232: If I had a personal problem, I could ask my mom or dad for help.

Response	6	8	10	12	Total	
NO!	6.1	10.3	14.2	8.0	9.4	
no	8.8	10.8	15.4	12.8	11.6	
yes	22.3	26.9	34.3	38.5	29.7	
YES!	62.8	52.1	36.1	40.7	49.3	
N of Valid	444	409	332	327	1512	
N of Miss	12	30	73	23	138	

Table 233: Do you feel very close to your father?

Response	6	8	10	12	Total	
NO!	12.1	16.3	20.5	26.7	18.3	
no	9.6	15.1	22.4	18.1	15.7	
yes	22.0	25.4	28.1	28.8	25.8	
YES!	56.3	43.2	29.0	26.4	40.2	
N of Valid	437	405	331	326	1499	
N of Miss	18	35	73	24	150	

Table 234: My parents give me lots of chances to do fun things with them.

Response	6	8	10	12	Total	
NO!	9.0	9.8	14.1	9.8	10.5	
no	9.3	14.7	20.7	26.0	16.9	
yes	25.1	28.6	36.0	35.8	30.8	
YES!	56.7	46.9	29.1	28.4	41.9	
N of Valid	443	409	333	327	1512	
N of Miss	12	30	72	23	137	

Table 235: My parents ask if I've gotten my homework done.

Response	6	8	10	12	Total	
NO!	2.4	4.9	6.9	6.1	4.9	
no	2.9	7.3	10.2	18.5	9.1	
yes	20.9	27.0	44.4	40.4	31.9	
YES!	73.7	60.8	38.4	35.0	54.1	
N of Valid	449	411	333	329	1522	
N of Miss	7	29	72	21	129	

Table 236: People in my family have serious arguments.

Response	6	8	10	12	Total	
NO!	36.1	30.1	24.2	22.2	28.9	
no	34.3	36.8	46.5	43.4	39.6	
yes	16.5	21.6	19.6	24.0	20.2	
YES!	13.1	11.5	9.7	10.5	11.3	
N of Valid	443	408	331	325	1507	
N of Miss	12	29	74	25	140	

Table 237: Would your parents know if you did not come home on time?

Response	6	8	10	12	Total
NO!	6.1	6.6	5.1	4.3	5.6
no	6.8	7.1	12.7	18.2	10.6
yes	24.0	33.3	39.8	42.2	33.9
YES!	63.0	53.1	42.5	35.4	49.8
N of Valid	441	409	332	325	1507
N of Miss	15	31	73	25	144

Table 238: It is important to be honest with your parents, even if they become upset or you get punished.

Response	6	8	10	12	Total
NO!	2.9	5.9	4.5	2.2	3.9
no	3.8	8.1	10.6	11.1	8.0
yes	21.4	29.1	42.9	46.9	33.7
YES!	71.9	57.0	42.0	39.8	54.4
N of Valid	448	409	331	324	1512
N of Miss	8	31	74	26	139

Table 239: My parents notice when I am doing a good job and let me know about it.

Response	6	8	10	12	Total
Never or Almost Never	9.2	8.5	9.0	9.5	9.0
Sometimes	20.0	24.1	33.3	30.8	26.4
Often	25.7	30.9	32.1	30.2	29.5
All the time	45.0	36.5	25.5	29.6	35.1
N of Valid	444	411	333	328	1516
N of Miss	12	29	72	22	135

Table 240: How often do your parents tell you they're proud of you for something you've done?


Response	6	8	10	12	Total	
Never or Almost Never	7.8	8.6	10.9	8.6	8.9	
Sometimes	19.5	22.8	29.0	30.6	24.9	
Often	28.7	27.9	32.6	33.9	30.5	
All the time	43.9	40.7	27.5	26.9	35.8	
N of Valid	446	408	331	327	1512	
N of Miss	10	32	74	23	139	

Table 241: How many brothers and sisters, including stepbrothers and stepsisters, do you have that are younger than you?

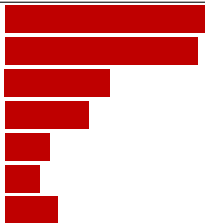
Response	6	8	10	12	Total	
0	31.5	31.1	28.7	31.3	30.7	
1	28.8	31.4	26.3	30.4	29.3	
2	14.2	15.2	14.5	15.3	14.8	
3	10.5	9.6	14.5	11.0	11.2	
4	6.2	3.2	5.1	4.3	4.7	
5	3.9	2.5	3.6	2.5	3.1	
6 or more	5.0	7.1	7.3	5.2	6.1	
N of Valid	438	408	331	326	1503	
N of Miss	17	32	74	24	147	

Table 242: How many brothers and sisters, including stepbrothers and stepsisters, do you have that are older than you?

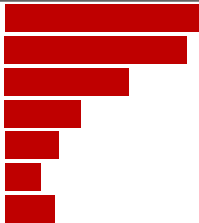
Response	6	8	10	12	Total	
0	29.1	26.5	29.8	33.2	29.4	
1	27.7	28.0	27.1	27.1	27.5	
2	15.7	19.0	18.5	18.9	17.9	
3	8.9	12.2	10.0	8.8	10.0	
4	8.3	6.6	5.8	4.0	6.3	
5	4.3	1.7	3.0	3.7	3.2	
6 or more	6.0	6.1	5.8	4.3	5.6	
N of Valid	447	411	329	328	1515	
N of Miss	8	29	76	22	135	

Table 243: Have you changed homes in the past year (the last 12 months)?



Response	6	8	10	12	Total	
No	75.6	73.4	76.4	81.8	76.5	
Yes	24.4	26.6	23.6	18.2	23.5	
N of Valid	447	410	326	329	1512	
N of Miss	9	30	78	21	138	

Table 244: How many times have you changed homes since kindergarten?






Response	6	8	10	12	Total	
Never	36.3	31.0	26.8	22.2	29.7	
1 or 2 times	29.8	32.8	33.2	40.1	33.6	
3 or 4 times	19.9	16.5	22.0	18.8	19.2	
5 or 6 times	7.0	7.6	9.5	10.9	8.6	
7 or more times	7.0	12.1	8.5	7.9	8.9	
N of Valid	443	406	328	329	1506	
N of Miss	13	33	77	21	144	

Table 245: Have you changed schools (including changing from elementary to middle and middle to high school) in the past year?



Response	6	8	10	12	Total	
No	70.5	62.8	72.9	79.5	70.9	
Yes	29.5	37.2	27.1	20.5	29.1	
N of Valid	438	403	328	327	1496	
N of Miss	16	37	77	23	153	

Table 246: How many times have you changed schools since kindergarten (including changing from elementary to middle and middle to high school)?






Response	6	8	10	12	Total	
Never	38.9	25.4	24.2	23.2	28.6	
1 or 2 times	38.4	30.8	24.5	25.4	30.5	
3 or 4 times	16.2	25.1	33.3	31.5	25.7	
5 or 6 times	5.2	9.9	12.4	13.8	9.9	
7 or more times	1.3	8.9	5.5	6.1	5.3	
N of Valid	445	406	330	327	1508	
N of Miss	11	34	75	23	143	

Table 247: Has anyone in your family ever had severe alcohol or drug problems?



Response	6	8	10	12	Total	
No	71.3	64.5	60.4	52.6	63.0	
Yes	28.7	35.5	39.6	47.4	37.0	
N of Valid	446	408	328	327	1509	
N of Miss	10	32	77	23	142	

Table 248: About how many adults (over 21) have you known personally who in the past year have: used marijuana, crack, cocaine, or other drugs?






Response	6	8	10	12	Total	
0	78.3	67.7	50.3	38.3	60.7	
1	11.9	11.5	16.6	15.4	13.6	
2	3.6	6.4	9.5	12.0	7.4	
3-4	3.6	6.8	5.8	10.8	6.5	
5+	2.7	7.6	17.8	23.5	11.8	
N of Valid	446	409	326	324	1505	
N of Miss	10	31	79	26	146	

Table 249: About how many adults (over 21) have you known personally who in the past year have: sold or dealt drugs?






Response	6	8	10	12	Total	
0	84.0	73.6	57.4	51.2	68.4	
1	8.8	9.0	11.4	10.8	9.9	
2	2.9	5.4	11.1	14.5	7.9	
3-4	1.6	4.6	5.9	8.0	4.7	
5+	2.7	7.3	14.2	15.4	9.2	
N of Valid	445	409	324	324	1502	
N of Miss	11	31	81	26	149	

Table 250: About how many adults (over 21) have you known personally who in the past year have: done other things that could get them in trouble with the police, like stealing, selling stolen goods, mugging or assaulting others, etc.?






Response	6	8	10	12	Total	
0	79.9	69.5	55.9	53.3	66.1	
1	9.5	12.3	14.2	13.0	12.0	
2	4.3	5.2	9.9	8.7	6.7	
3-4	2.7	4.9	5.9	8.4	5.2	
5+	3.6	8.1	14.2	16.7	10.0	
N of Valid	442	407	324	323	1496	
N of Miss	14	33	81	27	155	

Table 251: About how many adults (over 21) have you known personally who in the past year have: gotten drunk or high?






Response	6	8	10	12	Total	
0	58.3	44.7	27.6	18.6	39.5	
1	19.1	17.9	14.9	13.7	16.7	
2	6.5	11.3	11.5	9.6	9.5	
3-4	7.2	7.4	11.1	14.6	9.7	
5+	9.0	18.7	35.0	43.5	24.6	
N of Valid	446	407	323	322	1498	
N of Miss	10	33	82	28	153	

Table 252: Have you seen or heard information about underage drinking in the past 12 months from the following sources? Radio



Response	6	8	10	12	Total	
No	49.0	35.7	41.5	36.4	41.1	
Yes	51.0	64.3	58.5	63.6	58.9	
N of Valid	443	403	323	321	1490	
N of Miss	13	37	82	29	161	

Table 253: Have you seen or heard information about underage drinking in the past 12 months from the following sources? TV.



Response	6	8	10	12	Total	
No	28.2	19.0	20.6	18.1	21.9	
Yes	71.8	81.0	79.4	81.9	78.1	
N of Valid	444	406	321	320	1491	
N of Miss	11	34	84	29	158	

Table 254: Have you seen or heard information about underage drinking in the past 12 months from the following sources? Print. This includes information on underage drinking you may have seen in the newspaper, on a billboard, in pamphlets, on stickers, etc.



Response	6	8	10	12	Total	
No	45.5	31.6	33.6	29.6	35.7	
Yes	54.5	68.4	66.4	70.4	64.3	
N of Valid	442	405	321	321	1489	
N of Miss	14	35	84	29	162	

Table 255: Have you seen or heard information about underage drinking in the past 12 months from the following sources? Website or social media? (Facebook, Myspace, website, etc.)



Response	6	8	10	12	Total	
No	52.1	39.9	41.0	38.3	43.4	
Yes	47.9	60.1	59.0	61.7	56.6	
N of Valid	438	404	322	321	1485	
N of Miss	18	35	83	29	165	

Table 256: The next questions ask about your opinions of the information you saw or heard. If you have seen or heard more than one ad, please think about your favorite ad when answering these questions. The information about underage drinking that I saw or heard was convincing.






Response	6	8	10	12	Total	
NO!	28.6	19.1	14.8	12.5	19.5	
no	8.6	12.6	17.6	16.2	13.3	
yes	18.8	27.7	37.3	42.4	30.3	
YES!	28.3	29.2	20.4	21.8	25.4	
I have not seen or heard any ads about underage drinking in the past 12 months.	15.6	11.4	9.9	7.2	11.4	
N of Valid	441	404	324	321	1490	
N of Miss	14	36	80	29	159	

Table 257: The next questions ask about your opinions of the information you saw or heard. If you have seen or heard more than one ad, please think about your favorite ad when answering these questions. The information about underage drinking that I saw or heard grabbed my attention.






Response	6	8	10	12	Total	
NO!	23.6	16.8	14.6	11.3	17.2	
no	8.9	14.1	21.8	20.0	15.5	
yes	19.1	26.7	33.3	40.3	28.8	
YES!	31.6	30.7	21.2	21.9	27.0	
I have not seen or heard any ads about underage drinking in the past 12 months.	16.8	11.6	9.0	6.6	11.5	
N of Valid	440	404	321	320	1485	
N of Miss	15	36	84	30	165	

Table 258: The next questions ask about your opinions of the information you saw or heard. If you have seen or heard more than one ad, please think about your favorite ad when answering these questions. The information about underage drinking that I saw or heard said something important to me.






Response	6	8	10	12	Total	
NO!	23.5	16.3	14.4	12.5	17.2	
no	8.1	12.6	22.9	20.9	15.3	
yes	17.6	27.2	31.7	37.8	27.6	
YES!	33.4	32.6	20.4	21.3	27.8	
I have not seen or heard any ads about underage drinking in the past 12 months.	17.4	11.4	10.7	7.5	12.2	
N of Valid	443	405	319	320	1487	
N of Miss	13	35	85	30	163	

Table 259: The next questions ask about your opinions of the information you saw or heard. If you have seen or heard more than one ad, please think about your favorite ad when answering these questions. Seeing or hearing this information about underage drinking made me want to stop or decrease my drinking.










Response	6	8	10	12	Total	
NO!	23.0	20.2	18.8	19.4	20.5	
no	4.0	9.2	21.1	25.4	13.9	
yes	9.7	15.3	23.6	23.8	17.4	
YES!	28.7	33.9	20.4	22.9	27.0	
I have not seen or heard any ads about underage drinking in the past 12 months.	34.7	21.4	16.0	8.6	21.1	
N of Valid	404	392	313	315	1424	
N of Miss	49	47	90	35	221	

Table 260: How honest were you in filling out this survey?

Response	6	8	10	12	Total	
I was very honest	84.8	81.1	79.3	82.3	82.1	
I was honest pretty much of the time	12.0	13.9	16.7	15.2	14.2	
I was honest some of the time	1.8	3.5	3.1	1.9	2.6	
I was honest once in a while	1.4	1.5	0.9	0.6	1.1	
I was not honest at all	0.0	0.0	0.0	0.0	0.0	
N of Valid	441	403	324	322	1490	
N of Miss	14	36	81	28	159	