

# 2016 APNA

## Arkansas Prevention Needs Assessment Survey

Sharp County  
Tables

**Arkansas Department of Human Services  
Division of Behavioral Health Services  
Prevention Services**

Conducted by International Survey Associates dba Pride Surveys





## Contents

1	INTRODUCTION	11
2	PERCENTAGE TABLES	16

## List of Tables

1	Sex	17
2	Age	17
3	Are you Hispanic or Latino?	17
4	What is your race? Black or African American	18
5	What is your race? Asian	18
6	What is your race? American Indian	18
7	What is your race? Alaska Native	18
8	What is your race? White	19
9	What is your race? Native Hawaiian or Other Pacific Islander	19
10	What is your race? Other	19
11	What is the highest level of schooling completed by your mother or father?	20
12	Think of where you live most of the time. Which of the following people live there with you? Mother	20
13	Think of where you live most of the time. Which of the following people live there with you? Stepmother	20
14	Think of where you live most of the time. Which of the following people live there with you? Foster Mother	21
15	Think of where you live most of the time. Which of the following people live there with you? Grandmother	21
16	Think of where you live most of the time. Which of the following people live there with you? Aunt	21
17	Think of where you live most of the time. Which of the following people live there with you? Father	21
18	Think of where you live most of the time. Which of the following people live there with you? Stepfather	22
19	Think of where you live most of the time. Which of the following people live there with you? Foster Father	22
20	Think of where you live most of the time. Which of the following people live there with you? Grandfather	22
21	Think of where you live most of the time. Which of the following people live there with you? Uncle	22
22	Think of where you live most of the time. Which of the following people live there with you? Other Adults	23
23	Think of where you live most of the time. Which of the following people live there with you? Brother(s)	23
24	Think of where you live most of the time. Which of the following people live there with you? Stepbrother(s)	23
25	Think of where you live most of the time. Which of the following people live there with you? Sister(s)	23
26	Think of where you live most of the time. Which of the following people live there with you? Stepsister(s)	24

27	Think of where you live most of the time. Which of the following people live there with you? Other Children . . . . .	24
28	In my school, students have lots of chances to help decide things like class activities and rules. . . . .	24
29	Teachers ask me to work on special classroom projects. . . . .	24
30	My teacher(s) notices when I am doing a good job and lets me know about it. . . . .	25
31	There are lots of chances for students in my school to get involved in sports, clubs, and other school activities outside of class. . . . .	25
32	There are lots of chances for students in my school to talk with a teacher one-on-one. . . . .	25
33	I feel safe at my school. . . . .	26
34	The school lets my parents know when I have done something well. . . . .	26
35	My teachers praise me when I work hard in school. . . . .	26
36	Are your school grades better than the grades of most students in your class? . . . . .	27
37	I have lots of chances to be part of class discussions or activities. . . . .	27
38	Now thinking back over the past year in school, how often did you: enjoy being in school? . . . . .	27
39	Now thinking back over the past year in school, how often did you: hate being in school? . . . . .	28
40	Now thinking back over the past year in school, how often did you: try to do your best work in school? . . . . .	28
41	How often do you feel that the school work you are assigned is meaningful and important? . . . . .	28
42	Putting them all together, what were your grades like last year? . . . . .	29
43	How important do you think the things you are learning in school are going to be for your later life? . . . . .	29
44	Do your parents care about your skipping or cutting school? . . . . .	29
45	During the LAST FOUR WEEKS how many whole days of school have you missed because you skipped or 'cut'? . . . . .	30
46	What are the chances you would be seen as cool if you: smoked cigarettes? . . . . .	30
47	What are the chances you would be seen as cool if you: worked hard at school? . . . . .	30
48	What are the chances you would be seen as cool if you: began drinking alcoholic beverages regularly, that is, at least once or twice a month? . . . . .	31
49	What are the chances you would be seen as cool if you: defended someone who was being bullied? . . . . .	31
50	What are the chances you would be seen as cool if you: smoked marijuana? . . . . .	31
51	What are the chances you would be seen as cool if you: carried a handgun? . . . . .	32

52	What are the chances you would be seen as cool if you: used e-cigarettes, e-cigars or e-hookahs? . . . . .	32
53	What are the chances you would be seen as cool if you: bullied someone or cyber bullied someone? . . . . .	32
54	Think of your four best friends (the friends you feel closest to). In the past year (12 months), how many of your best friends have: participated in clubs, organizations or activities at school? . . . . .	33
55	Think of your four best friends (the friends you feel closest to). In the past year (12 months), how many of your best friends have: smoked cigarettes? . . . . .	33
56	Think of your four best friends (the friends you feel closest to). In the past year (12 months), how many of your best friends have: tried beer, wine or hard liquor (for example, vodka, whiskey, or gin) when their parents didn't know about it? . . . . .	33
57	Think of your four best friends (the friends you feel closest to). In the past year (12 months), how many of your best friends have: used e-cigarettes, e-cigars, or e-hookahs? . . . . .	34
58	Think of your four best friends (the friends you feel closest to). In the past year (12 months), how many of your best friends have: used marijuana? . . . . .	34
59	Think of your four best friends (the friends you feel closest to). In the past year (12 months), how many of your best friends have: used prescription drugs or non-prescription drugs for the purpose of getting high? . . . . .	34
60	Think of your four best friends (the friends you feel closest to). In the past year (12 months), how many of your best friends have: used synthetic marijuana (K2, spice) or bath salts? . . . . .	35
61	Think of your four best friends (the friends you feel closest to). In the past year (12 months), how many of your best friends have: used LSD, cocaine, amphetamines, or other illegal drugs? . . . . .	35
62	Think of your four best friends (the friends you feel closest to). In the past year (12 months), how many of your best friends have: been bullied? . . . . .	35
63	Think of your four best friends (the friends you feel closest to). In the past year (12 months), how many of your best friends have: been suspended from school? . . . . .	36
64	Think of your four best friends (the friends you feel closest to). In the past year (12 months), how many of your best friends have: carried a handgun? . . . . .	36
65	Think of your four best friends (the friends you feel closest to). In the past year (12 months), how many of your best friends have: sold illegal drugs? . . . . .	36
66	Think of your four best friends (the friends you feel closest to). In the past year (12 months), how many of your best friends have: regularly attended religious services? . . . . .	37

67	Think of your four best friends (the friends you feel closest to). In the past year (12 months), how many of your best friends have: stolen or tried to steal a motor vehicle such as a car or motorcycle?	37
68	Think of your four best friends (the friends you feel closest to). In the past year (12 months), how many of your best friends have: been arrested?	37
69	Think of your four best friends (the friends you feel closest to). In the past year (12 months), how many of your best friends have: dropped out of school?	38
70	Think of your four best friends (the friends you feel closest to). In the past year (12 months), how many of your best friends have: been members of a gang?	38
71	How old were you when you first: smoked marijuana?	38
72	How old were you when you first: smoked a cigarette, even just a puff?	39
73	How old were you when you first: had more than a sip or two of beer, wine or hard liquor (for example, vodka, whiskey, or gin)?	39
74	How old were you when you first: began drinking alcoholic beverages regularly, that is, at least once or twice a month?	40
75	How old were you when you first: used Daztrex?	40
76	How old were you when you first: got suspended from school?	41
77	How old were you when you first: got arrested?	41
78	How old were you when you first: carried a handgun?	42
79	How old were you when you first: used e-cigarettes, e-cigars, or e-hookahs?	42
80	How old were you when you first: belonged to a gang?	43
81	How old were you when you first: used prescription drugs not prescribed to you?	43
82	How wrong do you think it is for someone your age to: take a handgun to school?	44
83	How wrong do you think it is for someone your age to: steal anything?	44
84	How wrong do you think it is for someone your age to: pick a fight with someone?	44
85	How wrong do you think it is for someone your age to: attack someone with the idea of seriously hurting them?	45
86	How wrong do you think it is for someone your age to: stay away from school all day when their parents think they are at school?	45
87	How wrong do you think it is for someone your age to: drink beer, wine or hard liquor (for example, vodka, whiskey, or gin) regularly?	45
88	How wrong do you think it is for someone your age to: smoke cigarettes?	46
89	How wrong do you think it is for someone your age to: smoke marijuana?	46

90	How wrong do you think it is for someone your age to: use prescription drugs or non-prescription drugs for the purpose of getting high?	46
91	How wrong do you think it is for someone your age to: use synthetic marijuana (K2, spice) or bath salts?	47
92	How wrong do you think it is for someone your age to: use LSD, cocaine, amphetamines or another illegal drug?	47
93	How wrong do you think it is for someone your age to: use e-cigarettes, e-cigars or e-hookahs?	47
94	At school during the past 12 months, did you receive help from the resource teacher, speech therapist or other special education teacher?	48
95	How many times in the past year (12 months) have you: been suspended from school?	48
96	How many times in the past year (12 months) have you: carried a handgun?	48
97	How many times in the past year (12 months) have you: sold illegal drugs?	49
98	How many times in the past year (12 months) have you: stolen or tried to steal a motor vehicle such as a car or motorcycle?	49
99	How many times in the past year (12 months) have you: participated in clubs, organizations or activities at school?	50
100	How many times in the past year (12 months) have you: been arrested?	50
101	How many times in the past year (12 months) have you: attacked someone with the idea of seriously hurting them?	51
102	How many times in the past year (12 months) have you: been drunk or high at school?	51
103	How many times in the past year (12 months) have you: taken a handgun to school?	52
104	Are you currently on probation, or assigned a probation officer with Juvenile Court?	52
105	Have you ever belonged to a gang?	52
106	If you have ever belonged to a gang, did that gang have a name?	53
107	You are at a party at someone's house, and one of your friends offers you a drink containing alcohol. What would you say or do?	53
108	How often do you attend religious services or activities?	53
109	I think sometimes it's okay to cheat at school.	54
110	It is important to think before you act.	54
111	Sometimes I think that life is not worth it.	54
112	At times I think I am no good at all.	55
113	All in all, I am inclined to think that I am a failure.	55
114	In the past year, have you felt depressed or sad MOST days, even if you felt okay sometimes?	55
115	It is all right to beat up people if they start the fight.	56
116	I think it is okay to take something without asking if you can get away with it.	56

117	Where do you get the most information about living a drug and alcohol free life? Parents/guardians . . . . .	56
118	Where do you get the most information about living a drug and alcohol free life? Friends . . . . .	57
119	Where do you get the most information about living a drug and alcohol free life? Family members . . . . .	57
120	Where do you get the most information about living a drug and alcohol free life? School . . . . .	57
121	Where do you get the most information about living a drug and alcohol free life? Internet . . . . .	58
122	Where do you get the most information about living a drug and alcohol free life? TV . . . . .	58
123	Where do you get the most information about living a drug and alcohol free life? Social media . . . . .	58
124	How much do you think people risk harming themselves (physically or in other ways) if they: smoked one or more packs of cigarettes per day? . . . . .	59
125	How much do you think people risk harming themselves (physically or in other ways) if they: try marijuana once or twice? . . . . .	59
126	How much do you think people risk harming themselves (physically or in other ways) if they: smoke marijuana once or twice a week? . . . . .	59
127	How much do you think people risk harming themselves (physically or in other ways) if they: take one or two drinks of an alcoholic beverage (beer, wine, liquor) nearly every day? . . . . .	60
128	How much do you think people risk harming themselves (physically or in other ways) if they: have five or more drinks of an alcoholic beverage once or twice a weekend? . . . . .	60
129	How much do you think people risk harming themselves (physically or in other ways) if they: use prescription drugs that are not prescribed to them? . . . . .	60
130	How much do you think people risk harming themselves (physically or in other ways) if they: use non-prescription drugs to get high? . . . . .	61
131	How much do you think people risk harming themselves (physically or in other ways) if they: use e-cigarettes, e-cigars, or e-hookahs? . . . . .	61
132	Have you ever used smokeless tobacco (chew, snuff, plug, dipping tobacco, or chewing tobacco)? . . . . .	61
133	How often have you used smokeless tobacco during the past 30 days? . . . . .	62
134	Have you ever smoked cigarettes? . . . . .	62
135	How frequently have you smoked cigarettes during the past 30 days? . . . . .	62
136	Which statement best describes rules about smoking inside your home or your family cars? . . . . .	63
137	Have you ever used e-cigarettes, e-cigars, or e-hookahs? . . . . .	63
138	How frequently have you used e-cigarettes, e-cigars, or e-hookahs? . . . . .	64
139	During this school year, were you taught in any of your classes about the dangers of tobacco use? . . . . .	64

140	During the past 12 months, have you participated in any community activities to discourage people your age from using cigarettes, chewing tobacco, snuff, dip or cigars, e-cigarettes, e-cigars, or e-hookahs? . . . . .	64
141	Think back over the last two weeks. How many times have you had five or more alcoholic drinks in a row? . . . . .	65
142	During the past 30 days, how many times did you ride in a car or other vehicle driven by someone who had been drinking alcohol or using drugs to get high? . . . . .	65
143	During the past 30 days, how many times did you drive a car or other vehicle when you had been drinking alcohol or using drugs to get high? . . . . .	65
144	If you drank alcohol (not just a sip or taste) in the past year, how did you usually get it? . . . . .	66
145	If you drank alcohol (not just a sip or taste) in the past year, where did you usually drink it? . . . . .	66
146	How do you feel about someone your age having one or two drinks of an alcoholic beverage nearly every day? . . . . .	67
147	On how many occasions have you had alcoholic beverages (beer, wine or hard liquor) to drink in your lifetime - more than just a few sips? . . . . .	67
148	On how many occasions have you drunk one or more drinks of an alcoholic beverage during the past 30 days? . . . . .	67
149	On how many occasions have you used marijuana (grass, pot) or hashish (hash, hash oil) in your lifetime? . . . . .	68
150	On how many occasions have you used marijuana (grass, pot) or hashish (hash, hash oil) during the past 30 days? . . . . .	68
151	On how many occasions have you used LSD or other psychedelics in your lifetime? . . . . .	68
152	On how many occasions have you used LSD or other psychedelics during the past 30 days? . . . . .	69
153	On how many occasions have you used cocaine or crack in your lifetime? . . . . .	69
154	On how many occasions have you used cocaine or crack during the past 30 days? . . . . .	69
155	On how many occasions have you sniffed glue, breathed the contents of an aerosol spray can, or inhaled other gases or sprays, in order to get high in your lifetime? . . . . .	70
156	On how many occasions have you sniffed glue, breathed the contents of an aerosol spray can, or inhaled other gases or sprays, in order to get high during the past 30 days? . . . . .	70
157	On how many occasions have you used Daztrex in your lifetime? . . . . .	71
158	On how many occasions have you used Daztrex during the past 30 days? . . . . .	71
159	On how many occasions have you used synthetic marijuana (K2, spice) in your lifetime? . . . . .	71

160	On how many occasions have you used synthetic marijuana (K2, spice) during the past 30 days? . . . . .	72
161	On how many occasions have you used methamphetamines (meth, speed, crank, crystal meth) in your lifetime? . . . . .	72
162	On how many occasions have you used methamphetamines (meth, speed, crank, crystal meth) in the past 30 days? . . . . .	72
163	On how many occasions have you used other chemical products (bath salts, plant food, etc.) in your lifetime? . . . . .	73
164	On how many occasions have you used other chemical products (bath salts, plant food, etc.) during the past 30 days? . . . . .	73
165	On how many occasions have you used heroin or other opiates in your lifetime? . . . . .	73
166	On how many occasions have you used heroin or other opiates during the past 30 days? . . . . .	74
167	On how many occasions have you used MDMA ('X', 'E', or ecstasy) in your lifetime? . . . . .	74
168	On how many occasions have you used MDMA ('X', 'E', or ecstasy) during the past 30 days? . . . . .	74
169	On how many occasions have you taken prescription drugs (such as Valium, Xanax, Ritalin, Adderall, OxyContin, Darvocet, or sleeping pills) not prescribed to you in your lifetime? . . . . .	75
170	On how many occasions have you taken prescription drugs (such as Valium, Xanax, Ritalin, Adderall, OxyContin, Darvocet, or sleeping pills) not prescribed to you during the past 30 days? . . . . .	75
171	On how many occasions have you taken non-prescription medicines such as diet pills (for example, Dietac, Dexatrim or Prolamine), stay-awake pills (for example No-Doz, Vivarin, or Wake), or cough or cold medicines (robos, DXM, etc.) to get high in your lifetime? . . . . .	76
172	On how many occasions have you taken non-prescription medicines such as diet pills (for example, Dietac, Dexatrim or Prolamine), stay-awake pills (for example No-Doz, Vivarin, or Wake), or cough or cold medicines (robos, DXM, etc.) to get high during the past 30 days? . . . . .	76
173	On how many occasions have you been drunk or very high from drinking alcoholic beverages during the past 30 days? . . . . .	77
174	On how many occasions have you drunk flavored alcoholic beverages, sometimes called 'alcopops' (like Mike's Hard Lemonade, Smirnoff Ice, Bacardi Breezers, etc.) in your lifetime? . . . . .	77
175	On how many occasions have you drunk flavored alcoholic beverages, sometimes called 'alcopops' (like Mike's Hard Lemonade, Smirnoff Ice, Bacardi Breezers, etc.) during the past 30 days? . . . . .	78
176	If you used prescription drugs or over the counter drugs without a doctor telling you to use it or for the purpose of getting high, where did you get these drugs? - Did not use . . . . .	78

177	If you used prescription drugs or over the counter drugs without a doctor telling you to use it or for the purpose of getting high, where did you get these drugs? - Bought or took from store or shop . . . . .	78
178	If you used prescription drugs or over the counter drugs without a doctor telling you to use it or for the purpose of getting high, where did you get these drugs? - Got from parents with permission . . . . .	79
179	If you used prescription drugs or over the counter drugs without a doctor telling you to use it or for the purpose of getting high, where did you get these drugs? - Got from home without permission . . . . .	79
180	If you used prescription drugs or over the counter drugs without a doctor telling you to use it or for the purpose of getting high, where did you get these drugs? - Got from relative with permission . . . . .	79
181	If you used prescription drugs or over the counter drugs without a doctor telling you to use it or for the purpose of getting high, where did you get these drugs? - Got from relative without permission . . . . .	79
182	If you used prescription drugs or over the counter drugs without a doctor telling you to use it or for the purpose of getting high, where did you get these drugs? - Got from friend's home with permission . . . . .	80
183	If you used prescription drugs or over the counter drugs without a doctor telling you to use it or for the purpose of getting high, where did you get these drugs? - Got from friend's home without permission . . . . .	80
184	If you used prescription drugs or over the counter drugs without a doctor telling you to use it or for the purpose of getting high, where did you get these drugs? - Got from friend at school . . . . .	80
185	If you used prescription drugs or over the counter drugs without a doctor telling you to use it or for the purpose of getting high, where did you get these drugs? - Got from friend at party . . . . .	80
186	If you used prescription drugs or over the counter drugs without a doctor telling you to use it or for the purpose of getting high, where did you get these drugs? - Got from friend, elsewhere . . . . .	81
187	If you used prescription drugs or over the counter drugs without a doctor telling you to use it or for the purpose of getting high, where did you get these drugs? - Got from internet sale . . . . .	81
188	During the last month, about how many marijuana cigarettes, or the equivalent, did you smoke a day, on the average? . . . . .	81
189	How wrong do your friends feel it would be for YOU to: have one or two drinks of an alcoholic beverage nearly every day? . . . . .	82
190	How wrong do your friends feel it would be for YOU to: smoke tobacco? . . . . .	82
191	How wrong do your friends feel it would be for YOU to: smoke marijuana? . . . . .	82
192	How wrong do your friends feel it would be for YOU to: use prescription drugs not prescribed to you? . . . . .	83
193	How wrong would most adults (over 21) in your neighborhood think it is for kids your age: to use marijuana? . . . . .	83

194	How wrong would most adults (over 21) in your neighborhood think it is for kids your age: to drink alcohol? . . . . .	83
195	How wrong would most adults (over 21) in your neighborhood think it is for kids your age: to smoke cigarettes? . . . . .	84
196	How much do each of the following statements describe your neighborhood? crime and/or drug selling . . . . .	84
197	How much do each of the following statements describe your neighborhood? fights . . . . .	84
198	How much do each of the following statements describe your neighborhood? lots of empty or abandoned buildings . . . . .	85
199	How much do each of the following statements describe your neighborhood? lots of graffiti . . . . .	85
200	I feel safe in my neighborhood. . . . .	85
201	If a kid smoked marijuana in your neighborhood would he or she be caught by the police? . . . . .	86
202	If a kid drank some beer, wine or hard liquor (for example, vodka, whiskey, or gin) in your neighborhood would he or she be caught by the police? . . . . .	86
203	If a kid carried a handgun in your neighborhood would he or she be caught by the police? . . . . .	86
204	If you wanted to get some cigarettes, how easy would it be for you to get some? . . . . .	87
205	If you wanted to get some beer, wine or hard liquor (for example, vodka, whiskey, or gin), how easy would it be for you to get some? . . . . .	87
206	If you wanted to get a drug like cocaine, LSD, or amphetamines, how easy would it be for you to get some? . . . . .	87
207	If you wanted to get a handgun, how easy would it be for you to get one? . . . . .	88
208	If you wanted to get some marijuana, how easy would it be for you to get some? . . . . .	88
209	If you wanted to get prescription drugs for the purpose of getting high, how easy would it be for you to get some? . . . . .	88
210	If you wanted to get synthetic marijuana such as K2 or chemical products such as bath salts to get high, how easy would it be for you to get some? . . . . .	89
211	If you wanted to get steroids to use or to enhance athletic performance, how easy would it be for you to get some? . . . . .	89
212	If you wanted to get e-cigarettes, e-cigars, or e-hookahs, how easy would it be for you to get some? . . . . .	89
213	During the past 12 months, have you participated in any alcohol prevention programs or seen any alcohol prevention messages in your school or community? Yes, a school-based program focused on preventing underage drinking and/or drinking and driving. . . . .	90

214	During the past 12 months, have you participated in any alcohol prevention programs or seen any alcohol prevention messages in your school or community? Yes, a community-based program focused on preventing underage drinking and/or drinking and driving (for example, through your church or temple or through youth groups like Boys and Girls Club or 4-H). . . . .	90
215	During the past 12 months, have you participated in any alcohol prevention programs or seen any alcohol prevention messages in your school or community? Yes, a media campaign addressing underage drinking and/or drinking and driving (for example, newspaper ads, posters, pamphlets, radio, TV). . . . .	90
216	During the past 12 months, have you participated in any alcohol prevention programs or seen any alcohol prevention messages in your school or community? No . . . . .	90
217	How wrong do your parents feel it would be for YOU to: have one or two drinks of an alcoholic beverage nearly every day? . . . . .	91
218	How wrong do your parents feel it would be for YOU to: smoke tobacco? . . . . .	91
219	How wrong do your parents feel it would be for YOU to: smoke marijuana? . . . . .	91
220	How wrong do your parents feel it would be for YOU to: use prescription drugs not prescribed to you? . . . . .	92
221	How wrong do your parents feel it would be for YOU to: steal something worth more than \$5? . . . . .	92
222	How wrong do your parents feel it would be for YOU to: draw graffiti, write things, or draw pictures on buildings or other property (without the owner's permission)? . . . . .	92
223	How wrong do your parents feel it would be for YOU to: pick a fight with someone? . . . . .	93
224	During the past 12 months, have you talked with at least one of your parents about the dangers of underage drinking and/or drinking and driving? By parents, we mean either your biological parents, adoptive parents, stepparents, or adult guardians - whether or not they live with you. . . . .	93
225	The rules in my family are clear. . . . .	93
226	People in my family have serious arguments about the same things, and often insult or yell at each other. . . . .	94
227	When I am not at home, one of my parents knows where I am and who I am with. . . . .	94
228	My family has clear rules about alcohol and drug use. . . . .	94
229	If you skipped school would you be caught by your parents? . . . . .	95
230	My parents ask if I've gotten my homework done. . . . .	95
231	Would your parents know if you did not come home on time? . . . . .	95
232	Do you know how to properly dispose of leftover prescription drugs? . . . . .	96



233	Have any of your brothers or sisters ever: drunk beer, wine or hard liquor (for example, vodka, whiskey or gin)? . . . . .	96
234	Have any of your brothers or sisters ever: smoked marijuana? . . . .	96
235	Have any of your brothers or sisters ever: smoked cigarettes? . . . .	96
236	Have any of your brothers or sisters ever: taken a handgun to school? .	97
237	Have any of your brothers or sisters ever: been suspended or expelled from school? . . . . .	97
238	Have any of your brothers or sisters ever: used e-cigarettes, e-cigars or e-hookahs? . . . . .	97
239	Have any of your brothers or sisters ever: used prescription drugs not prescribed to him/her? . . . . .	97
240	Have you changed homes in the past year (the last 12 months)? . . .	98
241	How many times have you changed homes since kindergarten? . . . .	98
242	Have you changed schools (including changing from elementary to middle and middle to high school) in the past year? . . . . .	98
243	How many times have you changed schools since kindergarten (including changing from elementary to middle and middle to high school)? . . . . .	99
244	Has anyone in your family ever had severe alcohol or drug problems? .	99
245	About how many adults (over 21) have you known personally who in the past year have: used marijuana, crack, cocaine, or other drugs? .	99
246	About how many adults (over 21) have you known personally who in the past year have: sold or dealt drugs? . . . . .	100
247	About how many adults (over 21) have you known personally who in the past year have: done other things that could get them in trouble with the police, like stealing, selling stolen goods, mugging or assaulting others, etc.? . . . .	100
248	About how many adults (over 21) have you known personally who in the past year have: gotten drunk or high? . . . . .	100
249	Have you seen or heard information about underage drinking in the past 12 months from the following sources? Radio . . . . .	101
250	Have you seen or heard information about underage drinking in the past 12 months from the following sources? TV. . . . .	101
251	Have you seen or heard information about underage drinking in the past 12 months from the following sources? Print. This includes information on underage drinking you may have seen in the newspaper, on a billboard, in pamphlets, on stickers, etc. . . . .	101
252	Have you seen or heard information about underage drinking in the past 12 months from the following sources? Website or social media? (Facebook, Myspace, website, etc.) . . . . .	101
253	The next questions ask about your opinions of the information you saw or heard. If you have seen or heard more than one ad, please think about your favorite ad when answering these questions. The information about underage drinking that I saw or heard was convincing. . . . .	102

254	The next questions ask about your opinions of the information you saw or heard. If you have seen or heard more than one ad, please think about your favorite ad when answering these questions. The information about underage drinking that I saw or heard grabbed my attention. . . . .	102
255	The next questions ask about your opinions of the information you saw or heard. If you have seen or heard more than one ad, please think about your favorite ad when answering these questions. The information about underage drinking that I saw or heard said something important to me. . . . .	102
256	The next questions ask about your opinions of the information you saw or heard. If you have seen or heard more than one ad, please think about your favorite ad when answering these questions. Seeing or hearing this information about underage drinking made me want to stop or decrease my drinking. . . . .	103
257	How honest were you in filling out this survey? . . . . .	103

List of Figures

1	Grade Chart . . . . .	12
2	Gender Chart . . . . .	13
3	Age Chart . . . . .	14
4	Ethnic Origin Chart . . . . .	15

# 1 INTRODUCTION

This report was generated from data collected on the *2016 Arkansas Prevention Needs Assessment Student Survey*. This report contains basic frequency tables of all data collected and graphs on the selected demographic variables of grade, gender, age and ethnic origin. The graph on ethnic origin is represented as a bar chart rather than as a pie chart. This is because students were allowed to mark more than one response for ethnic origin as opposed to being allowed to mark only one response. The bars represent the percent of students who marked each of the ethnic categories.

Questions regarding the information found in this report can be directed to:

**International Survey Associates dba Pride Surveys**

Mr. Jay Gleaton

2140 Newmarket Parkway

Suite 116

Marietta, GA 30067

Telephone: (800) 279-6361

Fax: (770) 726-9327

Website: <http://www.pridesurveys.com>



# Grade Chart

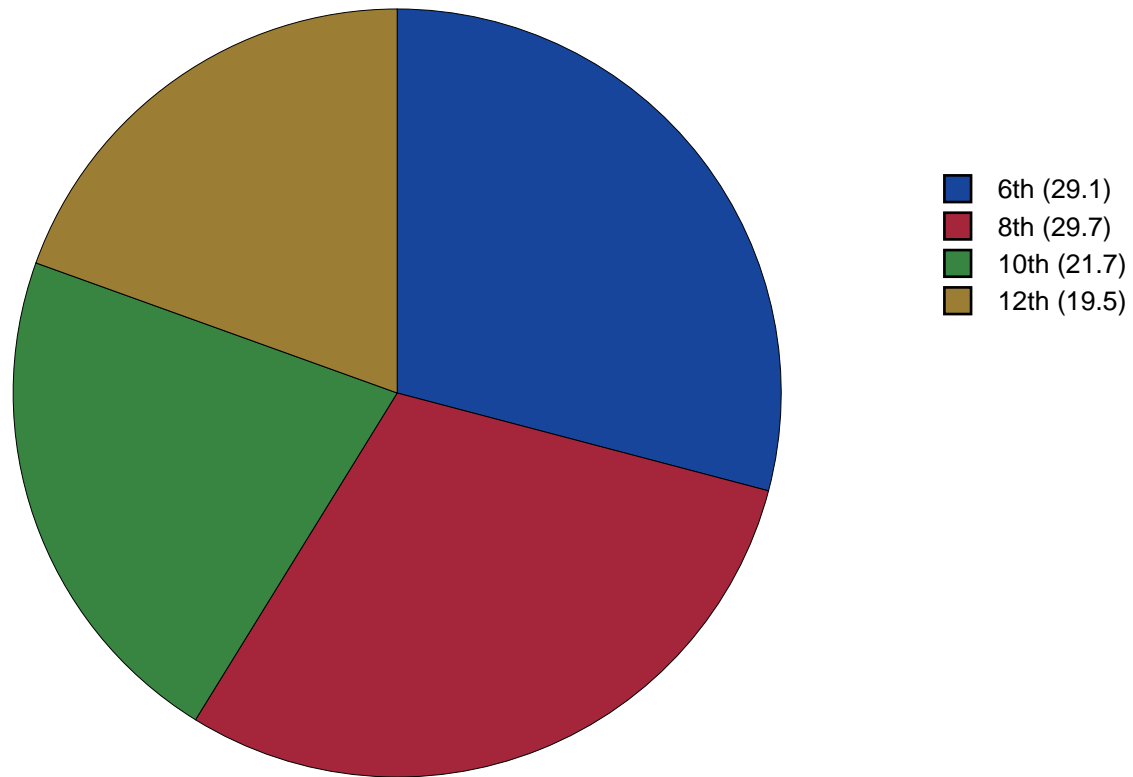


Figure 1: Grade Chart

## Gender Chart

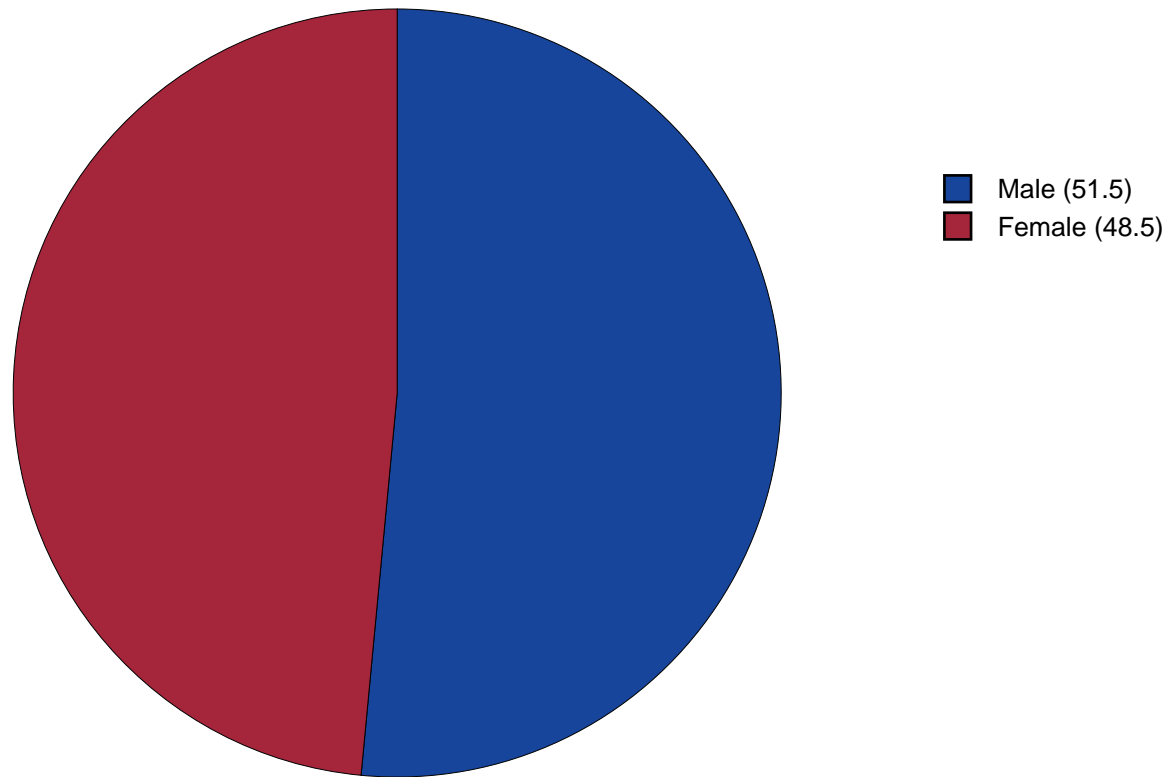


Figure 2: Gender Chart

# Age Chart

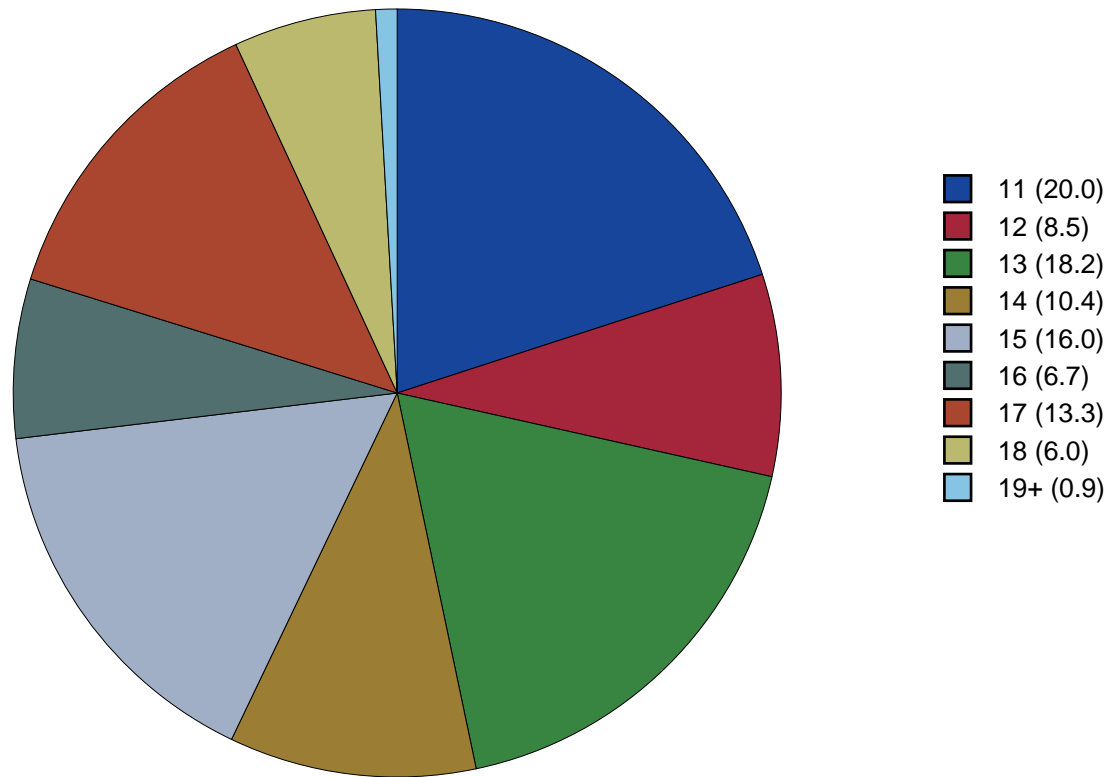


Figure 3: Age Chart



# Ethnic Origin Chart

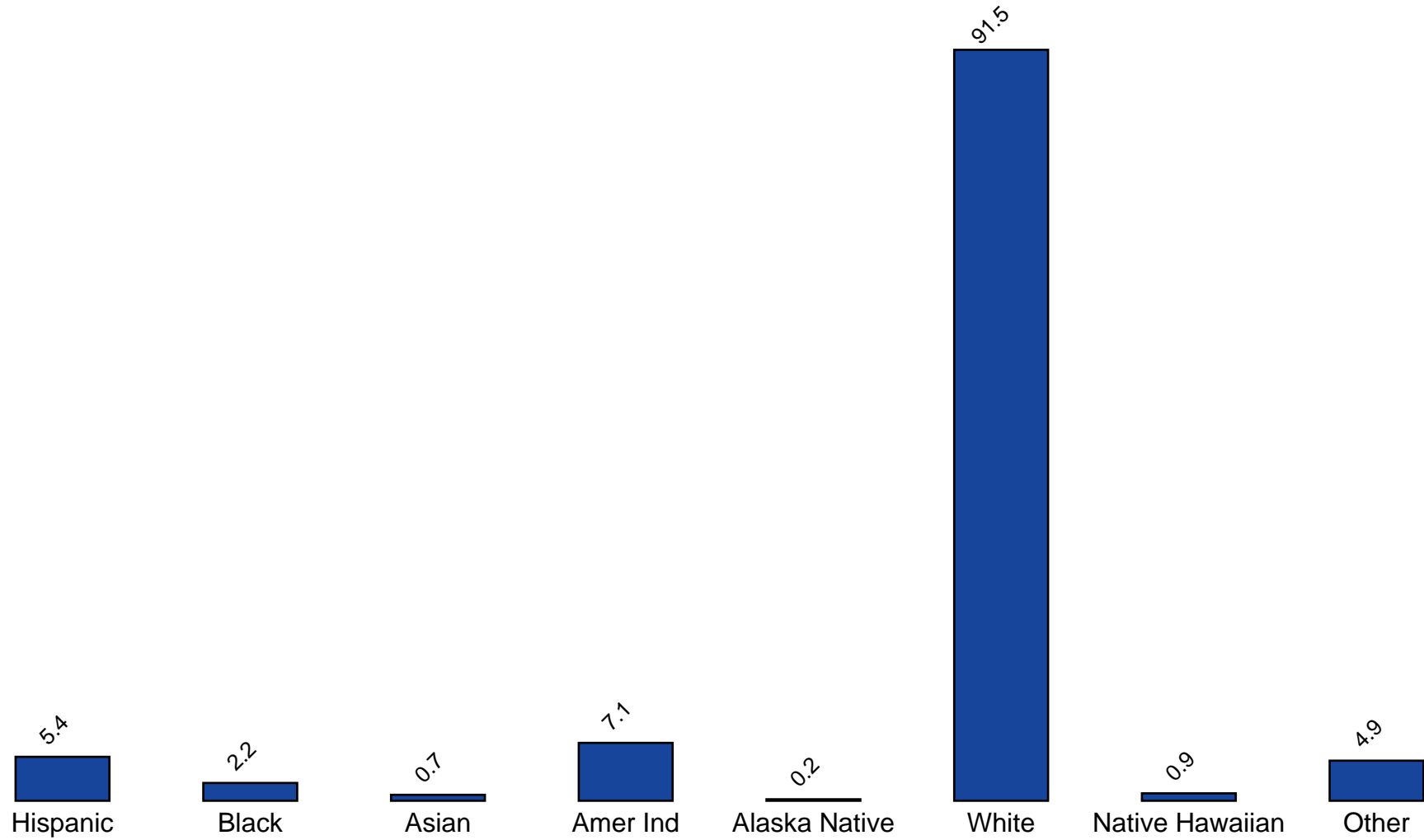


Figure 4: Ethnic Origin Chart

## 2 PERCENTAGE TABLES

The following tables contain frequency distribution detailing how your students responded to each question on the survey. The tables appear in the same order as the questions on the survey. The tables include breakdowns by grade level as well as overall percentages. The *N of Valid* row is a frequency count of the number of valid responses to each question for each grade and overall. The *N of Miss* row is a frequency count of the number of invalid (marked more than one response) or missing (i.e. did not respond) responses to each question for each grade and overall.

For the questions that allowed more than one response (i.e. race, live with, etc.) each response becomes a separate table. If a student did not mark the response, that was counted as a NO response, and if they did mark the response, that was counted as a YES response. Since a non response is a valid response for these questions, the *N of Miss* will always be zero for these questions.

Table 1: Sex



Response	6	8	10	12	Total	
Male	49.4	56.2	47.1	52.8	51.5	
Female	50.6	43.8	52.9	47.2	48.5	
N of Valid	160	162	119	108	549	
N of Miss	1	2	1	0	4	

Table 2: Age










Response	6	8	10	12	Total	
10 or younger	0.0	0.0	0.0	0.0	0.0	
11	68.3	0.0	0.0	0.0	20.0	
12	29.2	0.0	0.0	0.0	8.5	
13	2.5	59.3	0.0	0.0	18.2	
14	0.0	35.2	0.0	0.0	10.4	
15	0.0	5.6	65.8	0.0	16.0	
16	0.0	0.0	30.8	0.0	6.7	
17	0.0	0.0	3.3	64.5	13.3	
18	0.0	0.0	0.0	30.8	6.0	
19 or older	0.0	0.0	0.0	4.7	0.9	
N of Valid	161	162	120	107	550	
N of Miss	0	2	0	1	3	

Table 3: Are you Hispanic or Latino?



Response	6	8	10	12	Total	
No	95.6	95.7	91.5	95.4	94.6	
Yes	4.4	4.3	8.5	4.6	5.4	
N of Valid	136	162	117	108	523	
N of Miss	25	2	3	0	30	



Table 4: What is your race? Black or African American



Response	6	8	10	12	Total	
No	96.3	98.8	97.5	99.1	97.8	
Yes	3.7	1.2	2.5	0.9	2.2	
N of Valid	161	164	120	108	553	
N of Miss	0	0	0	0	0	

Table 5: What is your race? Asian



Response	6	8	10	12	Total	
No	98.8	100.0	98.3	100.0	99.3	
Yes	1.2	0.0	1.7	0.0	0.7	
N of Valid	161	164	120	108	553	
N of Miss	0	0	0	0	0	

Table 6: What is your race? American Indian



Response	6	8	10	12	Total	
No	89.4	93.9	95.0	94.4	92.9	
Yes	10.6	6.1	5.0	5.6	7.1	
N of Valid	161	164	120	108	553	
N of Miss	0	0	0	0	0	

Table 7: What is your race? Alaska Native



Response	6	8	10	12	Total	
No	100.0	99.4	100.0	100.0	99.8	
Yes	0.0	0.6	0.0	0.0	0.2	
N of Valid	161	164	120	108	553	
N of Miss	0	0	0	0	0	

Table 8: What is your race? White



Response	6	8	10	12	Total	
No	13.7	9.1	7.5	0.9	8.5	
Yes	86.3	90.9	92.5	99.1	91.5	
N of Valid	161	164	120	108	553	
N of Miss	0	0	0	0	0	

Table 9: What is your race? Native Hawaiian or Other Pacific Islander



Response	6	8	10	12	Total	
No	98.1	99.4	100.0	99.1	99.1	
Yes	1.9	0.6	0.0	0.9	0.9	
N of Valid	161	164	120	108	553	
N of Miss	0	0	0	0	0	

Table 10: What is your race? Other



Response	6	8	10	12	Total	
No	95.0	93.3	95.0	98.1	95.1	
Yes	5.0	6.7	5.0	1.9	4.9	
N of Valid	161	164	120	108	553	
N of Miss	0	0	0	0	0	

Table 11: What is the highest level of schooling completed by your mother or father?









Response	6	8	10	12	Total	
Completed grade school or less	1.9	2.5	0.8	0.0	1.5	
Some high school	5.8	7.5	10.0	7.6	7.6	
Completed high school	16.7	17.0	22.5	20.0	18.7	
Some college	9.6	10.1	15.8	23.8	13.9	
Completed college	19.2	25.8	35.0	26.7	26.1	
Graduate or professional school after college	10.9	10.1	5.8	5.7	8.5	
Don't know	34.0	25.8	8.3	15.2	22.2	
Does not apply	1.9	1.3	1.7	1.0	1.5	
N of Valid	156	159	120	105	540	
N of Miss	5	5	0	3	13	

Table 12: Think of where you live most of the time. Which of the following people live there with you? Mother



Response	6	8	10	12	Total	
No	19.9	28.7	20.8	21.3	23.0	
Yes	80.1	71.3	79.2	78.7	77.0	
N of Valid	161	164	120	108	553	
N of Miss	0	0	0	0	0	

Table 13: Think of where you live most of the time. Which of the following people live there with you? Stepmother



Response	6	8	10	12	Total	
No	95.0	93.3	91.7	95.4	93.9	
Yes	5.0	6.7	8.3	4.6	6.1	
N of Valid	161	164	120	108	553	
N of Miss	0	0	0	0	0	

Table 14: Think of where you live most of the time. Which of the following people live there with you? Foster Mother



Response	6	8	10	12	Total	
No	98.8	98.8	100.0	99.1	99.1	
Yes	1.2	1.2	0.0	0.9	0.9	
N of Valid	161	164	120	108	553	
N of Miss	0	0	0	0	0	

Table 15: Think of where you live most of the time. Which of the following people live there with you? Grandmother



Response	6	8	10	12	Total	
No	85.1	86.0	85.0	87.0	85.7	
Yes	14.9	14.0	15.0	13.0	14.3	
N of Valid	161	164	120	108	553	
N of Miss	0	0	0	0	0	

Table 16: Think of where you live most of the time. Which of the following people live there with you? Aunt



Response	6	8	10	12	Total	
No	96.3	98.2	98.3	98.1	97.6	
Yes	3.7	1.8	1.7	1.9	2.4	
N of Valid	161	164	120	108	553	
N of Miss	0	0	0	0	0	

Table 17: Think of where you live most of the time. Which of the following people live there with you? Father



Response	6	8	10	12	Total	
No	38.5	40.2	51.7	54.6	45.0	
Yes	61.5	59.8	48.3	45.4	55.0	
N of Valid	161	164	120	108	553	
N of Miss	0	0	0	0	0	

Table 18: Think of where you live most of the time. Which of the following people live there with you? Stepfather



Response	6	8	10	12	Total	
No	84.5	86.0	78.3	79.6	82.6	
Yes	15.5	14.0	21.7	20.4	17.4	
N of Valid	161	164	120	108	553	
N of Miss	0	0	0	0	0	

Table 19: Think of where you live most of the time. Which of the following people live there with you? Foster Father



Response	6	8	10	12	Total	
No	99.4	98.8	100.0	100.0	99.5	
Yes	0.6	1.2	0.0	0.0	0.5	
N of Valid	161	164	120	108	553	
N of Miss	0	0	0	0	0	

Table 20: Think of where you live most of the time. Which of the following people live there with you? Grandfather



Response	6	8	10	12	Total	
No	86.3	89.0	88.3	92.6	88.8	
Yes	13.7	11.0	11.7	7.4	11.2	
N of Valid	161	164	120	108	553	
N of Miss	0	0	0	0	0	

Table 21: Think of where you live most of the time. Which of the following people live there with you? Uncle



Response	6	8	10	12	Total	
No	97.5	97.0	96.7	97.2	97.1	
Yes	2.5	3.0	3.3	2.8	2.9	
N of Valid	161	164	120	108	553	
N of Miss	0	0	0	0	0	



Table 22: Think of where you live most of the time. Which of the following people live there with you? Other Adults



Response	6	8	10	12	Total	
No	97.5	95.1	97.5	94.4	96.2	
Yes	2.5	4.9	2.5	5.6	3.8	
N of Valid	161	164	120	108	553	
N of Miss	0	0	0	0	0	

Table 23: Think of where you live most of the time. Which of the following people live there with you? Brother(s)



Response	6	8	10	12	Total	
No	49.1	54.3	52.5	69.4	55.3	
Yes	50.9	45.7	47.5	30.6	44.7	
N of Valid	161	164	120	108	553	
N of Miss	0	0	0	0	0	

Table 24: Think of where you live most of the time. Which of the following people live there with you? Stepbrother(s)



Response	6	8	10	12	Total	
No	94.4	93.9	95.8	98.1	95.3	
Yes	5.6	6.1	4.2	1.9	4.7	
N of Valid	161	164	120	108	553	
N of Miss	0	0	0	0	0	

Table 25: Think of where you live most of the time. Which of the following people live there with you? Sister(s)



Response	6	8	10	12	Total	
No	52.8	53.0	63.3	63.9	57.3	
Yes	47.2	47.0	36.7	36.1	42.7	
N of Valid	161	164	120	108	553	
N of Miss	0	0	0	0	0	

Table 26: Think of where you live most of the time. Which of the following people live there with you? Stepsister(s)

Response	6	8	10	12	Total	
No	94.4	95.1	95.8	97.2	95.5	
Yes	5.6	4.9	4.2	2.8	4.5	
N of Valid	161	164	120	108	553	
N of Miss	0	0	0	0	0	

Table 27: Think of where you live most of the time. Which of the following people live there with you? Other Children

Response	6	8	10	12	Total	
No	98.1	95.1	94.2	91.7	95.1	
Yes	1.9	4.9	5.8	8.3	4.9	
N of Valid	161	164	120	108	553	
N of Miss	0	0	0	0	0	

Table 28: In my school, students have lots of chances to help decide things like class activities and rules.

Response	6	8	10	12	Total	
NO!	12.7	19.6	7.5	10.3	13.1	
no	36.3	32.9	38.3	34.6	35.4	
yes	42.7	43.0	47.5	45.8	44.5	
YES!	8.3	4.4	6.7	9.3	7.0	
N of Valid	157	158	120	107	542	
N of Miss	4	6	0	1	11	

Table 29: Teachers ask me to work on special classroom projects.

Response	6	8	10	12	Total	
NO!	7.0	13.8	9.2	7.5	9.6	
no	32.3	40.0	56.3	43.9	42.1	
yes	37.3	40.0	33.6	43.0	38.4	
YES!	23.4	6.2	0.8	5.6	9.9	
N of Valid	158	160	119	107	544	
N of Miss	3	4	1	1	9	

Table 30: My teacher(s) notices when I am doing a good job and lets me know about it.


Response	6	8	10	12	Total	
NO!	1.9	10.1	5.8	3.8	5.6	
no	15.5	32.1	29.2	31.1	26.5	
yes	54.8	42.1	50.0	50.0	49.1	
YES!	27.7	15.7	15.0	15.1	18.9	
N of Valid	155	159	120	106	540	
N of Miss	6	5	0	2	13	

Table 31: There are lots of chances for students in my school to get involved in sports, clubs, and other school activities outside of class.


Response	6	8	10	12	Total	
NO!	1.3	1.9	0.0	1.9	1.3	
no	3.8	3.8	5.1	5.7	4.4	
yes	36.1	41.5	36.4	43.4	39.2	
YES!	58.9	52.8	58.5	49.1	55.1	
N of Valid	158	159	118	106	541	
N of Miss	3	5	2	2	12	

Table 32: There are lots of chances for students in my school to talk with a teacher one-on-one.


Response	6	8	10	12	Total	
NO!	3.8	2.5	3.4	1.0	2.8	
no	16.5	28.0	16.0	21.9	20.8	
yes	46.8	44.6	59.7	50.5	49.7	
YES!	32.9	24.8	21.0	26.7	26.7	
N of Valid	158	157	119	105	539	
N of Miss	3	7	1	3	14	

Table 33: I feel safe at my school.


Response	6	8	10	12	Total	
NO!	3.2	9.5	11.0	9.4	8.0	
no	7.7	19.6	22.9	15.1	16.0	
yes	40.4	49.4	42.4	48.1	45.0	
YES!	48.7	21.5	23.7	27.4	31.0	
N of Valid	156	158	118	106	538	
N of Miss	5	6	2	2	15	

Table 34: The school lets my parents know when I have done something well.

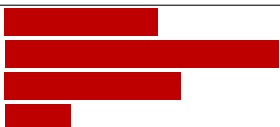
Response	6	8	10	12	Total	
NO!	9.6	30.4	27.4	25.7	22.7	
no	36.9	41.1	52.1	42.9	42.6	
yes	39.5	21.5	18.8	22.9	26.4	
YES!	14.0	7.0	1.7	8.6	8.2	
N of Valid	157	158	117	105	537	
N of Miss	4	6	3	3	16	

Table 35: My teachers praise me when I work hard in school.


Response	6	8	10	12	Total	
NO!	11.0	19.7	16.8	11.3	14.9	
no	30.3	43.9	42.9	43.4	39.7	
yes	41.9	32.5	35.3	34.0	36.1	
YES!	16.8	3.8	5.0	11.3	9.3	
N of Valid	155	157	119	106	537	
N of Miss	6	7	1	2	16	

Table 36: Are your school grades better than the grades of most students in your class?

Response	6	8	10	12	Total	
NO!	9.6	4.4	12.6	4.7	7.8	
no	29.5	32.9	24.4	40.6	31.5	
yes	41.7	47.5	51.3	37.7	44.7	
YES!	19.2	15.2	11.8	17.0	16.0	
N of Valid	156	158	119	106	539	
N of Miss	5	6	1	2	14	

Table 37: I have lots of chances to be part of class discussions or activities.

Response	6	8	10	12	Total	
NO!	3.2	3.2	2.5	1.9	2.8	
no	14.0	22.8	9.3	15.1	15.8	
yes	49.7	54.4	65.3	64.2	57.3	
YES!	33.1	19.6	22.9	18.9	24.1	
N of Valid	157	158	118	106	539	
N of Miss	4	6	2	2	14	

Table 38: Now thinking back over the past year in school, how often did you: enjoy being in school?

Response	6	8	10	12	Total	
Never	6.9	10.4	14.2	13.0	10.7	
Seldom	9.4	23.2	19.2	15.7	16.9	
Sometimes	30.8	40.9	44.2	38.0	38.1	
Often	25.8	17.1	19.2	24.1	21.4	
Almost always	27.0	8.5	3.3	9.3	12.9	
N of Valid	159	164	120	108	551	
N of Miss	2	0	0	0	2	

Table 39: Now thinking back over the past year in school, how often did you: hate being in school?

Response	6	8	10	12	Total	
Never	14.4	5.5	0.8	4.7	6.9	
Seldom	36.2	20.1	12.5	19.6	23.0	
Sometimes	25.0	31.7	45.0	39.3	34.1	
Often	11.9	22.6	25.0	24.3	20.3	
Almost always	12.5	20.1	16.7	12.1	15.6	
N of Valid	160	164	120	107	551	
N of Miss	1	0	0	1	2	

Table 40: Now thinking back over the past year in school, how often did you: try to do your best work in school?

Response	6	8	10	12	Total	
Never	1.3	0.6	0.0	0.9	0.7	
Seldom	1.3	3.1	2.5	1.9	2.2	
Sometimes	3.8	14.1	22.5	19.4	14.0	
Often	12.6	27.6	39.2	45.4	29.3	
Almost always	81.1	54.6	35.8	32.4	53.8	
N of Valid	159	163	120	108	550	
N of Miss	2	1	0	0	3	

Table 41: How often do you feel that the school work you are assigned is meaningful and important?

Response	6	8	10	12	Total	
Never	3.1	10.6	11.7	6.5	7.8	
Seldom	9.3	21.2	30.0	25.0	20.4	
Sometimes	20.5	33.1	32.5	43.5	31.3	
Often	28.6	23.8	18.3	21.3	23.5	
Almost always	38.5	11.2	7.5	3.7	16.9	
N of Valid	161	160	120	108	549	
N of Miss	0	4	0	0	4	



Table 42: Putting them all together, what were your grades like last year?

Response	6	8	10	12	Total
Mostly F's	1.3	0.7	0.8	0.0	0.8
Mostly D's	2.6	2.0	7.6	0.9	3.2
Mostly C's	9.7	14.4	20.3	28.7	17.3
Mostly B's	33.1	34.0	30.5	44.4	35.1
Mostly A's	53.2	49.0	40.7	25.9	43.7
N of Valid	154	153	118	108	533
N of Miss	7	11	2	0	20

Table 43: How important do you think the things you are learning in school are going to be for your later life?

Response	6	8	10	12	Total
Very important	42.5	23.5	13.3	5.6	23.3
Quite important	30.0	25.3	18.3	15.0	23.1
Fairly important	17.5	26.5	30.8	37.4	27.0
Slightly important	9.4	17.9	28.3	36.4	21.3
Not at all important	0.6	6.8	9.2	5.6	5.3
N of Valid	160	162	120	107	549
N of Miss	1	2	0	1	4

Table 44: Do your parents care about your skipping or cutting school?

Response	6	8	10	12	Total
Yes	96.3	93.3	95.8	94.4	94.9
No	3.7	6.7	4.2	5.6	5.1
N of Valid	161	163	120	108	552
N of Miss	0	1	0	0	1

Table 45: During the LAST FOUR WEEKS how many whole days of school have you missed because you skipped or 'cut'?


Response	6	8	10	12	Total	
None	69.6	74.8	66.4	60.2	68.6	
1	13.9	11.0	21.0	13.0	14.4	
2	8.2	4.3	3.4	12.0	6.8	
3	3.8	5.5	4.2	7.4	5.1	
4-5	1.9	3.1	3.4	2.8	2.7	
6-10	1.9	1.2	0.8	1.9	1.5	
11 or more	0.6	0.0	0.8	2.8	0.9	
N of Valid	158	163	119	108	548	
N of Miss	3	1	1	0	5	

Table 46: What are the chances you would be seen as cool if you: smoked cigarettes?


Response	6	8	10	12	Total	
No or very little chance	89.4	77.3	52.9	58.9	71.9	
Little chance	3.1	11.0	21.8	16.8	12.2	
Some chance	1.9	3.7	16.8	11.2	7.5	
Pretty good chance	4.4	4.9	7.6	10.3	6.4	
Very good chance	1.2	3.1	0.8	2.8	2.0	
N of Valid	160	163	119	107	549	
N of Miss	1	1	1	1	4	

Table 47: What are the chances you would be seen as cool if you: worked hard at school?

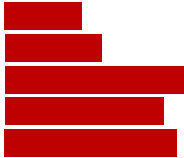
Response	6	8	10	12	Total	
No or very little chance	6.2	7.5	17.1	12.1	10.1	
Little chance	4.3	13.7	17.9	21.5	13.4	
Some chance	22.4	24.8	30.8	33.6	27.1	
Pretty good chance	24.2	24.8	23.1	21.5	23.6	
Very good chance	42.9	29.2	11.1	11.2	25.8	
N of Valid	161	161	117	107	546	
N of Miss	0	3	3	1	7	

Table 48: What are the chances you would be seen as cool if you: began drinking alcoholic beverages regularly, that is, at least once or twice a month?






Response	6	8	10	12	Total	
No or very little chance	85.6	71.6	33.6	43.0	61.9	
Little chance	8.1	11.1	16.8	21.5	13.5	
Some chance	1.9	9.3	25.2	15.9	11.9	
Pretty good chance	3.1	5.6	17.6	12.1	8.8	
Very good chance	1.2	2.5	6.7	7.5	4.0	
N of Valid	160	162	119	107	548	
N of Miss	1	2	1	1	5	

Table 49: What are the chances you would be seen as cool if you: defended someone who was being bullied?






Response	6	8	10	12	Total	
No or very little chance	6.3	7.4	11.9	7.5	8.1	
Little chance	5.0	7.4	22.9	13.2	11.2	
Some chance	11.9	24.7	23.7	23.6	20.6	
Pretty good chance	27.7	28.4	23.7	36.8	28.8	
Very good chance	49.1	32.1	17.8	18.9	31.4	
N of Valid	159	162	118	106	545	
N of Miss	2	2	2	2	8	

Table 50: What are the chances you would be seen as cool if you: smoked marijuana?






Response	6	8	10	12	Total	
No or very little chance	90.6	75.2	44.1	44.9	67.0	
Little chance	5.7	5.6	10.2	13.1	8.1	
Some chance	1.3	9.3	14.4	16.8	9.5	
Pretty good chance	1.3	2.5	13.6	10.3	6.1	
Very good chance	1.3	7.5	17.8	15.0	9.4	
N of Valid	159	161	118	107	545	
N of Miss	2	3	2	1	8	

Table 51: What are the chances you would be seen as cool if you: carried a handgun?






Response	6	8	10	12	Total	
No or very little chance	74.8	73.9	65.5	67.3	71.1	
Little chance	10.1	10.6	15.1	12.1	11.7	
Some chance	8.2	5.6	9.2	9.3	7.9	
Pretty good chance	3.8	5.0	8.4	4.7	5.3	
Very good chance	3.1	5.0	1.7	6.5	4.0	
N of Valid	159	161	119	107	546	
N of Miss	2	3	1	1	7	

Table 52: What are the chances you would be seen as cool if you: used e-cigarettes, e-cigars or e-hookahs?






Response	6	8	10	12	Total	
No or very little chance	88.7	70.3	51.3	58.9	69.2	
Little chance	3.1	13.3	16.8	15.9	11.6	
Some chance	3.8	8.2	12.6	10.3	8.3	
Pretty good chance	1.9	5.7	12.6	10.3	7.0	
Very good chance	2.5	2.5	6.7	4.7	3.9	
N of Valid	159	158	119	107	543	
N of Miss	2	6	1	1	10	

Table 53: What are the chances you would be seen as cool if you: bullied someone or cyber bullied someone?






Response	6	8	10	12	Total	
No or very little chance	84.3	73.9	68.3	82.2	77.3	
Little chance	5.0	13.0	11.7	8.4	9.5	
Some chance	5.7	7.5	10.8	6.5	7.5	
Pretty good chance	3.8	3.1	6.7	0.0	3.5	
Very good chance	1.3	2.5	2.5	2.8	2.2	
N of Valid	159	161	120	107	547	
N of Miss	2	3	0	1	6	

Table 54: Think of your four best friends (the friends you feel closest to). In the past year (12 months), how many of your best friends have: participated in clubs, organizations or activities at school?






Response	6	8	10	12	Total	
0	11.6	12.0	11.9	10.5	11.6	
1	12.9	10.1	13.6	16.2	12.9	
2	21.9	14.6	23.7	24.8	20.7	
3	13.5	15.8	16.9	15.2	15.3	
4	40.0	47.5	33.9	33.3	39.6	
N of Valid	155	158	118	105	536	
N of Miss	6	6	2	3	17	

Table 55: Think of your four best friends (the friends you feel closest to). In the past year (12 months), how many of your best friends have: smoked cigarettes?






Response	6	8	10	12	Total	
0	93.6	86.2	46.6	37.7	70.2	
1	3.8	5.6	22.9	20.8	11.9	
2	2.6	5.0	15.3	17.0	8.9	
3	0.0	2.5	9.3	11.3	5.0	
4	0.0	0.6	5.9	13.2	4.1	
N of Valid	156	160	118	106	540	
N of Miss	5	4	2	2	13	

Table 56: Think of your four best friends (the friends you feel closest to). In the past year (12 months), how many of your best friends have: tried beer, wine or hard liquor (for example, vodka, whiskey, or gin) when their parents didn't know about it?






Response	6	8	10	12	Total	
0	91.8	69.6	28.0	29.2	59.1	
1	7.0	12.7	16.9	15.1	12.4	
2	1.3	6.3	17.8	12.3	8.5	
3	0.0	4.4	14.4	9.4	6.3	
4	0.0	7.0	22.9	34.0	13.7	
N of Valid	158	158	118	106	540	
N of Miss	3	6	2	2	13	

Table 57: Think of your four best friends (the friends you feel closest to). In the past year (12 months), how many of your best friends have: used e-cigarettes, e-cigars, or e-hookahs?






Response	6	8	10	12	Total	
0	96.2	85.5	55.9	51.4	75.6	
1	2.5	6.3	17.8	18.1	10.0	
2	0.6	5.7	11.9	16.2	7.6	
3	0.6	0.6	5.9	3.8	2.4	
4	0.0	1.9	8.5	10.5	4.4	
N of Valid	158	159	118	105	540	
N of Miss	3	5	2	3	13	

Table 58: Think of your four best friends (the friends you feel closest to). In the past year (12 months), how many of your best friends have: used marijuana?






Response	6	8	10	12	Total	
0	98.1	85.3	48.7	45.7	73.2	
1	1.3	3.8	17.1	15.2	8.3	
2	0.0	7.1	17.9	13.3	8.6	
3	0.6	1.3	7.7	12.4	4.7	
4	0.0	2.6	8.5	13.3	5.3	
N of Valid	155	156	117	105	533	
N of Miss	6	8	3	3	20	

Table 59: Think of your four best friends (the friends you feel closest to). In the past year (12 months), how many of your best friends have: used prescription drugs or non-prescription drugs for the purpose of getting high?






Response	6	8	10	12	Total	
0	98.7	91.7	72.9	77.1	86.8	
1	1.3	3.8	11.9	9.5	6.0	
2	0.0	1.3	5.9	9.5	3.5	
3	0.0	1.3	5.1	1.0	1.7	
4	0.0	1.9	4.2	2.9	2.1	
N of Valid	156	157	118	105	536	
N of Miss	5	7	2	3	17	



Table 60: Think of your four best friends (the friends you feel closest to). In the past year (12 months), how many of your best friends have: used synthetic marijuana (K2, spice) or bath salts?






Response	6	8	10	12	Total	
0	98.7	95.5	89.8	85.7	93.3	
1	0.6	3.2	6.8	8.6	4.3	
2	0.6	0.6	0.8	2.9	1.1	
3	0.0	0.0	0.8	1.9	0.6	
4	0.0	0.6	1.7	1.0	0.7	
N of Valid	157	157	118	105	537	
N of Miss	4	7	2	3	16	

Table 61: Think of your four best friends (the friends you feel closest to). In the past year (12 months), how many of your best friends have: used LSD, cocaine, amphetamines, or other illegal drugs?






Response	6	8	10	12	Total	
0	99.4	94.1	87.2	81.0	91.5	
1	0.6	2.6	5.1	14.3	4.9	
2	0.0	2.0	2.6	2.9	1.7	
3	0.0	1.3	0.0	1.0	0.6	
4	0.0	0.0	5.1	1.0	1.3	
N of Valid	154	153	117	105	529	
N of Miss	7	11	3	3	24	

Table 62: Think of your four best friends (the friends you feel closest to). In the past year (12 months), how many of your best friends have: been bullied?






Response	6	8	10	12	Total	
0	26.6	34.4	48.7	56.2	39.6	
1	31.2	18.2	20.9	22.9	23.5	
2	20.1	18.2	7.8	12.4	15.3	
3	5.2	9.7	8.7	3.8	7.0	
4	16.9	19.5	13.9	4.8	14.6	
N of Valid	154	154	115	105	528	
N of Miss	7	10	5	3	25	

Table 63: Think of your four best friends (the friends you feel closest to). In the past year (12 months), how many of your best friends have: been suspended from school?






Response	6	8	10	12	Total	
0	77.1	69.9	60.9	67.6	69.6	
1	17.2	15.7	16.5	22.9	17.7	
2	4.5	11.8	19.1	5.7	10.0	
3	0.6	2.0	1.7	1.9	1.5	
4	0.6	0.7	1.7	1.9	1.1	
N of Valid	157	153	115	105	530	
N of Miss	4	11	5	3	23	

Table 64: Think of your four best friends (the friends you feel closest to). In the past year (12 months), how many of your best friends have: carried a handgun?






Response	6	8	10	12	Total	
0	95.5	92.9	88.8	91.3	92.5	
1	1.9	1.9	3.4	6.7	3.2	
2	1.9	3.2	5.2	0.0	2.6	
3	0.0	1.3	0.9	1.9	0.9	
4	0.6	0.6	1.7	0.0	0.8	
N of Valid	155	156	116	104	531	
N of Miss	6	8	4	4	22	

Table 65: Think of your four best friends (the friends you feel closest to). In the past year (12 months), how many of your best friends have: sold illegal drugs?






Response	6	8	10	12	Total	
0	98.7	96.1	85.2	80.0	91.3	
1	1.3	2.6	5.2	15.2	5.3	
2	0.0	1.3	3.5	2.9	1.7	
3	0.0	0.0	1.7	0.0	0.4	
4	0.0	0.0	4.3	1.9	1.3	
N of Valid	156	152	115	105	528	
N of Miss	5	12	5	3	25	

Table 66: Think of your four best friends (the friends you feel closest to). In the past year (12 months), how many of your best friends have: regularly attended religious services?






Response	6	8	10	12	Total	
0	24.5	22.1	23.5	22.9	23.2	
1	9.9	14.3	20.0	23.8	16.2	
2	15.2	19.5	23.5	23.8	20.0	
3	17.2	11.0	18.3	13.3	14.9	
4	33.1	33.1	14.8	16.2	25.7	
N of Valid	151	154	115	105	525	
N of Miss	10	10	5	3	28	

Table 67: Think of your four best friends (the friends you feel closest to). In the past year (12 months), how many of your best friends have: stolen or tried to steal a motor vehicle such as a car or motorcycle?






Response	6	8	10	12	Total	
0	98.1	94.2	87.9	95.2	94.2	
1	0.6	3.2	7.8	2.9	3.4	
2	0.6	1.9	3.4	1.9	1.9	
3	0.0	0.6	0.0	0.0	0.2	
4	0.6	0.0	0.9	0.0	0.4	
N of Valid	155	156	116	105	532	
N of Miss	6	8	4	3	21	

Table 68: Think of your four best friends (the friends you feel closest to). In the past year (12 months), how many of your best friends have: been arrested?






Response	6	8	10	12	Total	
0	96.2	91.0	81.9	81.9	88.7	
1	3.2	5.2	12.9	12.4	7.7	
2	0.6	1.9	4.3	3.8	2.4	
3	0.0	1.3	0.9	1.0	0.8	
4	0.0	0.6	0.0	1.0	0.4	
N of Valid	157	155	116	105	533	
N of Miss	4	9	4	3	20	

Table 69: Think of your four best friends (the friends you feel closest to). In the past year (12 months), how many of your best friends have: dropped out of school?






Response	6	8	10	12	Total	
0	94.9	94.2	92.1	90.5	93.2	
1	2.6	3.9	7.9	6.7	4.9	
2	1.9	1.9	0.0	1.0	1.3	
3	0.6	0.0	0.0	0.0	0.2	
4	0.0	0.0	0.0	1.9	0.4	
N of Valid	156	154	114	105	529	
N of Miss	5	10	6	3	24	

Table 70: Think of your four best friends (the friends you feel closest to). In the past year (12 months), how many of your best friends have: been members of a gang?





Response	6	8	10	12	Total	
0	96.8	96.8	90.5	96.1	95.3	
1	1.3	1.9	5.2	1.9	2.4	
2	0.0	0.6	3.4	1.9	1.3	
3	0.0	0.0	0.0	0.0	0.0	
4	1.9	0.6	0.9	0.0	0.9	
N of Valid	157	156	116	103	532	
N of Miss	4	8	4	5	21	

Table 71: How old were you when you first: smoked marijuana?










Response	6	8	10	12	Total	
Never	98.1	93.2	77.3	61.5	85.0	
10 or younger	1.3	0.0	1.7	1.9	1.1	
11	0.0	0.6	1.7	1.9	0.9	
12	0.6	1.2	2.5	6.7	2.4	
13	0.0	3.1	5.9	6.7	3.5	
14	0.0	1.9	6.7	4.8	3.0	
15	0.0	0.0	4.2	4.8	1.8	
16	0.0	0.0	0.0	2.9	0.6	
17 or older	0.0	0.0	0.0	8.7	1.7	
N of Valid	157	161	119	104	541	
N of Miss	4	3	1	4	12	

Table 72: How old were you when you first: smoked a cigarette, even just a puff?


Response	6	8	10	12	Total	
Never	94.9	79.5	58.6	49.0	73.6	
10 or younger	4.5	6.2	13.8	5.8	7.2	
11	0.6	6.2	3.4	5.8	3.9	
12	0.0	4.3	5.2	11.5	4.6	
13	0.0	1.9	6.0	4.8	2.8	
14	0.0	1.9	9.5	4.8	3.5	
15	0.0	0.0	3.4	7.7	2.2	
16	0.0	0.0	0.0	8.7	1.7	
17 or older	0.0	0.0	0.0	1.9	0.4	
N of Valid	157	161	116	104	538	
N of Miss	4	3	4	4	15	

Table 73: How old were you when you first: had more than a sip or two of beer, wine or hard liquor (for example, vodka, whiskey, or gin)?

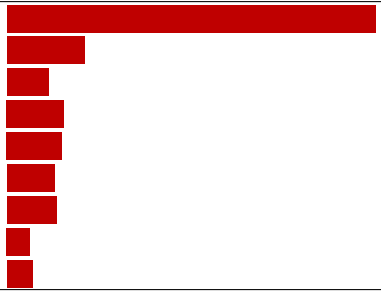
Response	6	8	10	12	Total	
Never	86.5	64.4	32.2	36.5	58.4	
10 or younger	9.6	10.0	10.2	11.5	10.2	
11	3.2	4.4	6.8	2.9	4.3	
12	0.6	8.8	9.3	10.6	6.9	
13	0.0	8.8	11.0	7.7	6.5	
14	0.0	3.1	12.7	7.7	5.2	
15	0.0	0.0	16.9	9.6	5.6	
16	0.0	0.0	0.8	5.8	1.3	
17 or older	0.0	0.6	0.0	7.7	1.7	
N of Valid	156	160	118	104	538	
N of Miss	5	4	2	4	15	

Table 74: How old were you when you first: began drinking alcoholic beverages regularly, that is, at least once or twice a month?










Response	6	8	10	12	Total	
Never	100.0	95.6	78.4	66.3	87.5	
10 or younger	0.0	0.0	0.9	1.0	0.4	
11	0.0	0.6	0.0	0.0	0.2	
12	0.0	0.0	0.9	4.8	1.1	
13	0.0	3.1	3.4	4.8	2.6	
14	0.0	0.6	5.2	2.9	1.9	
15	0.0	0.0	8.6	2.9	2.4	
16	0.0	0.0	2.6	7.7	2.0	
17 or older	0.0	0.0	0.0	9.6	1.9	
N of Valid	157	160	116	104	537	
N of Miss	4	4	4	4	16	

Table 75: How old were you when you first: used Daztrex?


Response	6	8	10	12	Total	
Never	100.0	100.0	100.0	100.0	100.0	
10 or younger	0.0	0.0	0.0	0.0	0.0	
11	0.0	0.0	0.0	0.0	0.0	
12	0.0	0.0	0.0	0.0	0.0	
13	0.0	0.0	0.0	0.0	0.0	
14	0.0	0.0	0.0	0.0	0.0	
15	0.0	0.0	0.0	0.0	0.0	
16	0.0	0.0	0.0	0.0	0.0	
17 or older	0.0	0.0	0.0	0.0	0.0	
N of Valid	155	161	116	104	536	
N of Miss	6	3	4	4	17	



Table 76: How old were you when you first: got suspended from school?










Response	6	8	10	12	Total	
Never	90.2	82.9	75.0	73.5	81.5	
10 or younger	7.2	4.4	3.4	5.9	5.3	
11	2.0	1.9	4.3	4.9	3.0	
12	0.7	5.7	5.2	2.0	3.4	
13	0.0	4.4	2.6	3.9	2.6	
14	0.0	0.6	6.0	2.9	2.1	
15	0.0	0.0	3.4	3.9	1.5	
16	0.0	0.0	0.0	1.0	0.2	
17 or older	0.0	0.0	0.0	2.0	0.4	
N of Valid	153	158	116	102	529	
N of Miss	8	6	4	6	24	

Table 77: How old were you when you first: got arrested?









Response	6	8	10	12	Total	
Never	98.7	98.7	94.9	89.3	96.1	
10 or younger	1.3	0.0	0.9	1.0	0.8	
11	0.0	0.6	0.0	0.0	0.2	
12	0.0	0.0	0.9	2.9	0.8	
13	0.0	0.6	0.0	1.9	0.6	
14	0.0	0.0	0.9	1.9	0.6	
15	0.0	0.0	2.6	1.0	0.8	
16	0.0	0.0	0.0	1.9	0.4	
17 or older	0.0	0.0	0.0	0.0	0.0	
N of Valid	155	157	117	103	532	
N of Miss	6	7	3	5	21	

Table 78: How old were you when you first: carried a handgun?








Response	6	8	10	12	Total	
Never	94.9	87.6	93.0	93.3	92.0	
10 or younger	4.5	6.2	4.3	2.9	4.7	
11	0.6	2.5	0.0	0.0	0.9	
12	0.0	2.5	0.9	1.9	1.3	
13	0.0	0.0	0.0	0.0	0.0	
14	0.0	0.6	0.0	0.0	0.2	
15	0.0	0.0	1.7	1.0	0.6	
16	0.0	0.0	0.0	0.0	0.0	
17 or older	0.0	0.6	0.0	1.0	0.4	
N of Valid	156	161	115	104	536	
N of Miss	5	3	5	4	17	

Table 79: How old were you when you first: used e-cigarettes, e-cigars, or e-hookahs?










Response	6	8	10	12	Total	
Never	98.7	90.0	68.1	68.9	83.7	
10 or younger	0.6	1.2	0.9	0.0	0.7	
11	0.6	1.2	3.4	1.9	1.7	
12	0.0	2.5	2.6	1.9	1.7	
13	0.0	3.8	6.9	1.0	2.8	
14	0.0	1.2	9.5	4.9	3.4	
15	0.0	0.0	7.8	4.9	2.6	
16	0.0	0.0	0.9	10.7	2.2	
17 or older	0.0	0.0	0.0	5.8	1.1	
N of Valid	156	160	116	103	535	
N of Miss	5	4	4	5	18	

Table 80: How old were you when you first: belonged to a gang?






Response	6	8	10	12	Total	
Never	98.1	96.9	96.6	98.0	97.4	
10 or younger	0.6	0.0	0.8	2.0	0.7	
11	0.0	1.2	0.0	0.0	0.4	
12	1.3	1.2	1.7	0.0	1.1	
13	0.0	0.6	0.8	0.0	0.4	
14	0.0	0.0	0.0	0.0	0.0	
15	0.0	0.0	0.0	0.0	0.0	
16	0.0	0.0	0.0	0.0	0.0	
17 or older	0.0	0.0	0.0	0.0	0.0	
N of Valid	155	161	118	102	536	
N of Miss	6	3	2	6	17	

Table 81: How old were you when you first: used prescription drugs not prescribed to you?










Response	6	8	10	12	Total	
Never	98.7	96.9	79.5	79.8	90.4	
10 or younger	0.6	1.9	1.7	1.0	1.3	
11	0.0	0.6	2.6	0.0	0.7	
12	0.0	0.0	0.9	4.8	1.1	
13	0.6	0.6	3.4	4.8	2.0	
14	0.0	0.0	6.0	1.0	1.5	
15	0.0	0.0	6.0	1.0	1.5	
16	0.0	0.0	0.0	5.8	1.1	
17 or older	0.0	0.0	0.0	1.9	0.4	
N of Valid	157	161	117	104	539	
N of Miss	4	3	3	4	14	

Table 82: How wrong do you think it is for someone your age to: take a handgun to school?





Response	6	8	10	12	Total	
Very wrong	93.0	84.5	88.8	83.5	87.7	
Wrong	6.3	11.8	5.2	13.6	9.1	
A little bit wrong	0.6	3.7	4.3	1.9	2.6	
Not at all wrong	0.0	0.0	1.7	1.0	0.6	
N of Valid	158	161	116	103	538	
N of Miss	3	3	4	5	15	

Table 83: How wrong do you think it is for someone your age to: steal anything?





Response	6	8	10	12	Total	
Very wrong	82.3	75.6	62.1	68.6	73.3	
Wrong	16.5	21.2	30.2	28.4	23.1	
A little bit wrong	1.3	3.1	6.9	2.9	3.4	
Not at all wrong	0.0	0.0	0.9	0.0	0.2	
N of Valid	158	160	116	102	536	
N of Miss	3	4	4	6	17	

Table 84: How wrong do you think it is for someone your age to: pick a fight with someone?





Response	6	8	10	12	Total	
Very wrong	59.6	48.1	28.4	47.1	47.0	
Wrong	25.6	26.5	37.9	32.4	29.9	
A little bit wrong	13.5	22.2	31.9	18.6	21.1	
Not at all wrong	1.3	3.1	1.7	2.0	2.1	
N of Valid	156	162	116	102	536	
N of Miss	5	2	4	6	17	

Table 85: How wrong do you think it is for someone your age to: attack someone with the idea of seriously hurting them?





Response	6	8	10	12	Total	
Very wrong	89.9	79.5	62.7	66.0	76.3	
Wrong	7.0	13.7	22.9	24.3	15.7	
A little bit wrong	2.5	6.2	13.6	8.7	7.2	
Not at all wrong	0.6	0.6	0.8	1.0	0.7	
N of Valid	158	161	118	103	540	
N of Miss	3	3	2	5	13	

Table 86: How wrong do you think it is for someone your age to: stay away from school all day when their parents think they are at school?





Response	6	8	10	12	Total	
Very wrong	85.4	70.4	37.9	49.5	63.7	
Wrong	13.4	19.5	41.4	30.1	24.5	
A little bit wrong	1.3	7.5	18.1	18.4	10.1	
Not at all wrong	0.0	2.5	2.6	1.9	1.7	
N of Valid	157	159	116	103	535	
N of Miss	4	5	4	5	18	

Table 87: How wrong do you think it is for someone your age to: drink beer, wine or hard liquor (for example, vodka, whiskey, or gin) regularly?





Response	6	8	10	12	Total	
Very wrong	93.5	74.8	36.4	43.7	65.8	
Wrong	4.5	13.8	26.3	21.4	15.3	
A little bit wrong	1.9	8.2	22.9	26.2	13.1	
Not at all wrong	0.0	3.1	14.4	8.7	5.8	
N of Valid	155	159	118	103	535	
N of Miss	6	5	2	5	18	

Table 88: How wrong do you think it is for someone your age to: smoke cigarettes?





Response	6	8	10	12	Total	
Very wrong	93.5	82.4	37.4	38.8	67.5	
Wrong	5.2	9.4	31.3	27.2	16.4	
A little bit wrong	0.6	6.3	22.6	23.3	11.5	
Not at all wrong	0.6	1.9	8.7	10.7	4.7	
N of Valid	155	159	115	103	532	
N of Miss	6	5	5	5	21	

Table 89: How wrong do you think it is for someone your age to: smoke marijuana?





Response	6	8	10	12	Total	
Very wrong	98.1	81.0	44.0	46.1	71.2	
Wrong	1.3	7.0	21.6	18.6	10.7	
A little bit wrong	0.0	7.6	19.8	12.7	9.0	
Not at all wrong	0.6	4.4	14.7	22.5	9.0	
N of Valid	155	158	116	102	531	
N of Miss	6	6	4	6	22	

Table 90: How wrong do you think it is for someone your age to: use prescription drugs or non-prescription drugs for the purpose of getting high?





Response	6	8	10	12	Total	
Very wrong	99.4	93.1	67.2	73.5	85.6	
Wrong	0.6	3.8	19.8	23.5	10.1	
A little bit wrong	0.0	2.5	9.5	2.0	3.2	
Not at all wrong	0.0	0.6	3.4	1.0	1.1	
N of Valid	158	160	116	102	536	
N of Miss	3	4	4	6	17	

Table 91: How wrong do you think it is for someone your age to: use synthetic marijuana (K2, spice) or bath salts?





Response	6	8	10	12	Total	
Very wrong	97.5	93.2	77.1	80.2	88.5	
Wrong	2.5	4.3	13.6	16.8	8.2	
A little bit wrong	0.0	1.9	5.9	2.0	2.2	
Not at all wrong	0.0	0.6	3.4	1.0	1.1	
N of Valid	157	161	118	101	537	
N of Miss	4	3	2	7	16	

Table 92: How wrong do you think it is for someone your age to: use LSD, cocaine, amphetamines or another illegal drug?





Response	6	8	10	12	Total	
Very wrong	99.4	95.5	79.5	77.5	89.6	
Wrong	0.6	2.5	13.7	19.6	7.7	
A little bit wrong	0.0	1.9	3.4	0.0	1.3	
Not at all wrong	0.0	0.0	3.4	2.9	1.3	
N of Valid	154	157	117	102	530	
N of Miss	7	7	3	6	23	

Table 93: How wrong do you think it is for someone your age to: use e-cigarettes, e-cigars or e-hookahs?





Response	6	8	10	12	Total	
Very wrong	92.9	81.5	40.5	43.6	68.7	
Wrong	5.1	7.0	25.9	21.8	13.4	
A little bit wrong	1.9	8.9	19.8	18.8	11.1	
Not at all wrong	0.0	2.5	13.8	15.8	6.8	
N of Valid	156	157	116	101	530	
N of Miss	5	7	4	7	23	

Table 94: At school during the past 12 months, did you receive help from the resource teacher, speech therapist or other special education teacher?



Response	6	8	10	12	Total	
No	78.8	88.2	96.0	92.9	87.7	
Yes	21.2	11.8	4.0	7.1	12.3	
N of Valid	151	144	100	84	479	
N of Miss	10	20	20	24	74	

Table 95: How many times in the past year (12 months) have you: been suspended from school?





Response	6	8	10	12	Total	
Never	92.2	87.8	87.3	92.2	89.8	
1 to 2 times	7.1	11.5	11.9	5.9	9.2	
3 to 5 times	0.0	0.6	0.8	2.0	0.8	
6 to 9 times	0.6	0.0	0.0	0.0	0.2	
10 to 19 times	0.0	0.0	0.0	0.0	0.0	
20 to 29 times	0.0	0.0	0.0	0.0	0.0	
30 to 39 times	0.0	0.0	0.0	0.0	0.0	
40+ times	0.0	0.0	0.0	0.0	0.0	
N of Valid	154	156	118	102	530	
N of Miss	7	8	2	6	23	

Table 96: How many times in the past year (12 months) have you: carried a handgun?







Response	6	8	10	12	Total	
Never	94.8	89.2	94.1	95.1	93.0	
1 to 2 times	4.5	4.5	0.8	1.0	3.0	
3 to 5 times	0.0	3.2	2.5	1.0	1.7	
6 to 9 times	0.0	1.3	0.0	0.0	0.4	
10 to 19 times	0.0	0.6	0.8	1.0	0.6	
20 to 29 times	0.0	0.0	0.0	0.0	0.0	
30 to 39 times	0.0	0.0	0.0	0.0	0.0	
40+ times	0.6	1.3	1.7	2.0	1.3	
N of Valid	154	157	118	102	531	
N of Miss	7	7	2	6	22	



Table 97: How many times in the past year (12 months) have you: sold illegal drugs?







Response	6	8	10	12	Total	
Never	100.0	99.4	94.9	95.0	97.7	
1 to 2 times	0.0	0.6	2.6	1.0	1.0	
3 to 5 times	0.0	0.0	0.9	1.0	0.4	
6 to 9 times	0.0	0.0	0.0	2.0	0.4	
10 to 19 times	0.0	0.0	0.0	0.0	0.0	
20 to 29 times	0.0	0.0	0.9	0.0	0.2	
30 to 39 times	0.0	0.0	0.0	0.0	0.0	
40+ times	0.0	0.0	0.9	1.0	0.4	
N of Valid	150	156	117	100	523	
N of Miss	11	8	3	8	30	

Table 98: How many times in the past year (12 months) have you: stolen or tried to steal a motor vehicle such as a car or motorcycle?




Response	6	8	10	12	Total	
Never	100.0	98.7	98.3	100.0	99.2	
1 to 2 times	0.0	0.6	0.9	0.0	0.4	
3 to 5 times	0.0	0.0	0.0	0.0	0.0	
6 to 9 times	0.0	0.6	0.9	0.0	0.4	
10 to 19 times	0.0	0.0	0.0	0.0	0.0	
20 to 29 times	0.0	0.0	0.0	0.0	0.0	
30 to 39 times	0.0	0.0	0.0	0.0	0.0	
40+ times	0.0	0.0	0.0	0.0	0.0	
N of Valid	155	157	115	103	530	
N of Miss	6	7	5	5	23	

Table 99: How many times in the past year (12 months) have you: participated in clubs, organizations or activities at school?









Response	6	8	10	12	Total	
Never	37.0	34.6	28.2	40.2	35.0	
1 to 2 times	27.9	20.1	18.8	8.8	19.9	
3 to 5 times	12.3	10.7	12.0	9.8	11.3	
6 to 9 times	6.5	4.4	6.0	3.9	5.3	
10 to 19 times	5.8	5.7	5.1	10.8	6.6	
20 to 29 times	3.2	3.1	1.7	4.9	3.2	
30 to 39 times	0.0	1.9	4.3	2.9	2.1	
40+ times	7.1	19.5	23.9	18.6	16.7	
N of Valid	154	159	117	102	532	
N of Miss	7	5	3	6	21	

Table 100: How many times in the past year (12 months) have you: been arrested?





Response	6	8	10	12	Total	
Never	98.7	98.1	96.6	95.1	97.4	
1 to 2 times	1.3	1.3	3.4	3.9	2.3	
3 to 5 times	0.0	0.6	0.0	0.0	0.2	
6 to 9 times	0.0	0.0	0.0	1.0	0.2	
10 to 19 times	0.0	0.0	0.0	0.0	0.0	
20 to 29 times	0.0	0.0	0.0	0.0	0.0	
30 to 39 times	0.0	0.0	0.0	0.0	0.0	
40+ times	0.0	0.0	0.0	0.0	0.0	
N of Valid	155	157	116	102	530	
N of Miss	6	7	4	6	23	

Table 101: How many times in the past year (12 months) have you: attacked someone with the idea of seriously hurting them?








Response	6	8	10	12	Total	
Never	96.8	93.6	87.2	92.2	92.8	
1 to 2 times	1.9	3.8	8.5	5.9	4.7	
3 to 5 times	0.6	0.6	1.7	0.0	0.8	
6 to 9 times	0.0	0.6	1.7	2.0	0.9	
10 to 19 times	0.0	0.0	0.9	0.0	0.2	
20 to 29 times	0.0	0.0	0.0	0.0	0.0	
30 to 39 times	0.0	0.6	0.0	0.0	0.2	
40+ times	0.6	0.6	0.0	0.0	0.4	
N of Valid	155	156	117	102	530	
N of Miss	6	8	3	6	23	

Table 102: How many times in the past year (12 months) have you: been drunk or high at school?









Response	6	8	10	12	Total	
Never	99.4	94.3	80.0	89.1	91.7	
1 to 2 times	0.0	4.5	11.3	5.9	4.9	
3 to 5 times	0.0	1.3	1.7	1.0	0.9	
6 to 9 times	0.6	0.0	1.7	2.0	0.9	
10 to 19 times	0.0	0.0	1.7	0.0	0.4	
20 to 29 times	0.0	0.0	0.9	0.0	0.2	
30 to 39 times	0.0	0.0	0.9	0.0	0.2	
40+ times	0.0	0.0	1.7	2.0	0.8	
N of Valid	154	157	115	101	527	
N of Miss	7	7	5	7	26	

Table 103: How many times in the past year (12 months) have you: taken a handgun to school?



Response	6	8	10	12	Total	
Never	100.0	100.0	99.1	99.0	99.6	
1 to 2 times	0.0	0.0	0.0	0.0	0.0	
3 to 5 times	0.0	0.0	0.0	0.0	0.0	
6 to 9 times	0.0	0.0	0.9	1.0	0.4	
10 to 19 times	0.0	0.0	0.0	0.0	0.0	
20 to 29 times	0.0	0.0	0.0	0.0	0.0	
30 to 39 times	0.0	0.0	0.0	0.0	0.0	
40+ times	0.0	0.0	0.0	0.0	0.0	
N of Valid	154	157	116	99	526	
N of Miss	7	7	4	9	27	

Table 104: Are you currently on probation, or assigned a probation officer with Juvenile Court?



Response	6	8	10	12	Total	
No	99.3	100.0	96.2	100.0	99.0	
Yes	0.7	0.0	3.8	0.0	1.0	
N of Valid	144	148	106	88	486	
N of Miss	17	16	14	20	67	

Table 105: Have you ever belonged to a gang?






Response	6	8	10	12	Total	
No	94.9	92.6	91.5	95.1	93.5	
No, but would like to	0.0	3.7	2.5	2.0	2.0	
Yes, in the past	1.9	2.5	4.2	2.0	2.6	
Yes, belong now	2.5	1.2	1.7	1.0	1.7	
Yes, but would like to get out	0.6	0.0	0.0	0.0	0.2	
N of Valid	158	162	118	102	540	
N of Miss	3	2	2	6	13	

Table 106: If you have ever belonged to a gang, did that gang have a name?




Response	6	8	10	12	Total	
No	8.3	8.8	9.5	16.3	10.2	
Yes	5.1	4.4	6.0	3.1	4.7	
I have never belonged to a gang	86.6	86.8	84.5	80.6	85.1	
N of Valid	157	159	116	98	530	
N of Miss	4	5	4	10	23	

Table 107: You are at a party at someone's house, and one of your friends offers you a drink containing alcohol. What would you say or do?





Response	6	8	10	12	Total	
Drink it	3.2	17.6	50.0	48.5	26.2	
Tell your friend, 'No thanks, I don't drink' and suggest that you and your friend go and do something else	43.9	43.4	28.4	27.3	37.3	
Just say, 'No thanks' and walk away	33.1	22.0	16.4	18.2	23.4	
Make up a good excuse, tell your friend you had something else to do, and leave	19.7	17.0	5.2	6.1	13.2	
N of Valid	157	159	116	99	531	
N of Miss	4	5	4	9	22	

Table 108: How often do you attend religious services or activities?





Response	6	8	10	12	Total	
Never	16.4	15.9	13.7	25.3	17.3	
Rarely	21.7	19.1	17.9	26.3	21.0	
1-2 Times a Month	9.9	10.2	13.7	11.1	11.0	
About Once a Week or More	52.0	54.8	54.7	37.4	50.7	
N of Valid	152	157	117	99	525	
N of Miss	9	7	3	9	28	

Table 109: I think sometimes it's okay to cheat at school.





Response	6	8	10	12	Total	
NO!	68.8	37.7	15.4	28.3	40.2	
no	27.4	42.6	32.5	37.4	35.0	
yes	3.8	17.9	41.0	31.3	21.3	
YES!	0.0	1.9	11.1	3.0	3.6	
N of Valid	157	162	117	99	535	
N of Miss	4	2	3	9	18	

Table 110: It is important to think before you act.





Response	6	8	10	12	Total	
NO!	1.3	2.5	3.4	2.0	2.3	
no	3.9	3.8	6.0	1.0	3.8	
yes	24.7	36.2	45.3	43.9	36.3	
YES!	70.1	57.5	45.3	53.1	57.7	
N of Valid	154	160	117	98	529	
N of Miss	7	4	3	10	24	

Table 111: Sometimes I think that life is not worth it.





Response	6	8	10	12	Total	
NO!	58.3	44.9	42.7	40.8	47.5	
no	29.1	24.7	25.6	30.6	27.3	
yes	9.9	19.0	23.1	19.4	17.4	
YES!	2.6	11.4	8.5	9.2	7.8	
N of Valid	151	158	117	98	524	
N of Miss	10	6	3	10	29	

Table 112: At times I think I am no good at all.

Response	6	8	10	12	Total	
NO!	42.5	35.4	28.4	33.7	35.6	
no	23.5	25.5	31.9	23.5	25.9	
yes	29.4	25.5	30.2	31.6	28.8	
YES!	4.6	13.7	9.5	11.2	9.7	
N of Valid	153	161	116	98	528	
N of Miss	8	3	4	10	25	

Table 113: All in all, I am inclined to think that I am a failure.

Response	6	8	10	12	Total	
NO!	53.6	52.5	38.9	38.8	47.3	
no	32.7	22.5	34.5	33.7	30.2	
yes	11.8	14.4	20.4	19.4	15.8	
YES!	2.0	10.6	6.2	8.2	6.7	
N of Valid	153	160	113	98	524	
N of Miss	8	4	7	10	29	

Table 114: In the past year, have you felt depressed or sad MOST days, even if you felt okay sometimes?

Response	6	8	10	12	Total	
NO!	34.2	41.2	24.8	31.6	33.8	
no	29.0	20.6	28.2	23.5	25.3	
yes	28.4	22.5	32.5	26.5	27.2	
YES!	8.4	15.6	14.5	18.4	13.8	
N of Valid	155	160	117	98	530	
N of Miss	6	4	3	10	23	

Table 115: It is all right to beat up people if they start the fight.





Response	6	8	10	12	Total	
NO!	48.1	34.4	17.4	25.5	33.0	
no	27.3	20.6	23.5	14.3	22.0	
yes	14.3	25.0	20.0	33.7	22.4	
YES!	10.4	20.0	39.1	26.5	22.6	
N of Valid	154	160	115	98	527	
N of Miss	7	4	5	10	26	

Table 116: I think it is okay to take something without asking if you can get away with it.





Response	6	8	10	12	Total	
NO!	80.8	73.1	55.3	66.3	70.2	
no	18.5	21.2	36.8	29.6	25.4	
yes	0.7	4.4	7.0	4.1	3.8	
YES!	0.0	1.2	0.9	0.0	0.6	
N of Valid	151	160	114	98	523	
N of Miss	10	4	6	10	30	

Table 117: Where do you get the most information about living a drug and alcohol free life? Parents/guardians





Response	6	8	10	12	Total	
All the time	54.0	57.0	37.2	46.4	49.8	
Most	20.0	22.8	33.6	23.7	24.5	
Some	12.7	13.9	15.0	17.5	14.5	
Very little	13.3	6.3	14.2	12.4	11.2	
N of Valid	150	158	113	97	518	
N of Miss	11	6	7	11	35	



Table 118: Where do you get the most information about living a drug and alcohol free life? Friends





Response	6	8	10	12	Total	
All the time	15.2	19.5	6.4	8.3	13.3	
Most	13.8	10.4	15.6	18.8	14.1	
Some	19.3	24.0	22.9	37.5	25.0	
Very little	51.7	46.1	55.0	35.4	47.6	
N of Valid	145	154	109	96	504	
N of Miss	16	10	11	12	49	

Table 119: Where do you get the most information about living a drug and alcohol free life? Family members





Response	6	8	10	12	Total	
All the time	47.0	45.2	20.2	32.0	37.7	
Most	23.2	20.6	32.5	24.7	24.8	
Some	11.9	19.4	26.3	21.6	19.1	
Very little	17.9	14.8	21.1	21.6	18.4	
N of Valid	151	155	114	97	517	
N of Miss	10	9	6	11	36	

Table 120: Where do you get the most information about living a drug and alcohol free life? School





Response	6	8	10	12	Total	
All the time	43.5	49.0	37.5	50.0	45.1	
Most	22.4	17.8	20.5	25.5	21.2	
Some	15.6	19.7	25.9	17.3	19.5	
Very little	18.4	13.4	16.1	7.1	14.2	
N of Valid	147	157	112	98	514	
N of Miss	14	7	8	10	39	

Table 121: Where do you get the most information about living a drug and alcohol free life? Internet





Response	6	8	10	12	Total	
All the time	14.3	20.4	11.5	20.8	16.8	
Most	10.9	17.2	12.4	12.5	13.5	
Some	19.0	19.7	22.1	28.1	21.6	
Very little	55.8	42.7	54.0	38.5	48.1	
N of Valid	147	157	113	96	513	
N of Miss	14	7	7	12	40	

Table 122: Where do you get the most information about living a drug and alcohol free life? TV





Response	6	8	10	12	Total	
All the time	20.9	28.2	11.5	19.6	20.8	
Most	12.8	10.9	12.4	18.6	13.2	
Some	25.0	26.9	31.0	29.9	27.8	
Very little	41.2	34.0	45.1	32.0	38.1	
N of Valid	148	156	113	97	514	
N of Miss	13	8	7	11	39	

Table 123: Where do you get the most information about living a drug and alcohol free life? Social media





Response	6	8	10	12	Total	
All the time	15.0	21.0	10.1	19.1	16.6	
Most	8.2	15.3	12.8	13.8	12.4	
Some	18.4	22.3	19.3	24.5	20.9	
Very little	58.5	41.4	57.8	42.6	50.1	
N of Valid	147	157	109	94	507	
N of Miss	14	7	11	14	46	

Table 124: How much do you think people risk harming themselves (physically or in other ways) if they: smoked one or more packs of cigarettes per day?

Response	6	8	10	12	Total
No risk	9.9	5.7	7.1	5.3	7.2
Slight risk	5.9	5.1	12.4	9.6	7.8
Moderate risk	19.1	18.5	26.5	27.7	22.1
Great risk	65.1	70.7	54.0	57.4	63.0
N of Valid	152	157	113	94	516
N of Miss	9	7	7	14	37

Table 125: How much do you think people risk harming themselves (physically or in other ways) if they: try marijuana once or twice?

Response	6	8	10	12	Total
No risk	13.1	19.4	40.7	44.1	26.7
Slight risk	20.9	26.5	32.7	22.6	25.5
Moderate risk	29.4	14.8	13.3	18.3	19.5
Great risk	36.6	39.4	13.3	15.1	28.4
N of Valid	153	155	113	93	514
N of Miss	8	9	7	15	39

Table 126: How much do you think people risk harming themselves (physically or in other ways) if they: smoke marijuana once or twice a week?

Response	6	8	10	12	Total
No risk	8.1	17.4	28.8	32.3	19.9
Slight risk	13.5	11.6	28.8	19.4	17.4
Moderate risk	19.6	19.4	17.1	20.4	19.1
Great risk	58.8	51.6	25.2	28.0	43.6
N of Valid	148	155	111	93	507
N of Miss	13	9	9	15	46

Table 127: How much do you think people risk harming themselves (physically or in other ways) if they: take one or two drinks of an alcoholic beverage (beer, wine, liquor) nearly every day?


Response	6	8	10	12	Total	
No risk	12.4	12.2	20.4	14.9	14.5	
Slight risk	17.0	16.0	32.7	22.3	21.1	
Moderate risk	17.6	26.9	26.5	34.0	25.4	
Great risk	52.9	44.9	20.4	28.7	39.0	
N of Valid	153	156	113	94	516	
N of Miss	8	8	7	14	37	

Table 128: How much do you think people risk harming themselves (physically or in other ways) if they: have five or more drinks of an alcoholic beverage once or twice a weekend?

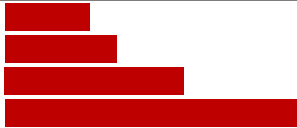
Response	6	8	10	12	Total	
No risk	11.3	9.1	15.2	10.6	11.4	
Slight risk	11.3	9.7	24.1	23.4	15.9	
Moderate risk	18.5	22.7	35.7	37.2	27.0	
Great risk	58.9	58.4	25.0	28.7	45.8	
N of Valid	151	154	112	94	511	
N of Miss	10	10	8	14	42	

Table 129: How much do you think people risk harming themselves (physically or in other ways) if they: use prescription drugs that are not prescribed to them?


Response	6	8	10	12	Total	
No risk	8.5	3.8	6.2	2.1	5.4	
Slight risk	3.3	10.8	14.3	6.4	8.5	
Moderate risk	13.7	11.5	26.8	22.3	17.4	
Great risk	74.5	73.9	52.7	69.1	68.6	
N of Valid	153	157	112	94	516	
N of Miss	8	7	8	14	37	

Table 130: How much do you think people risk harming themselves (physically or in other ways) if they: use non-prescription drugs to get high?

Response	6	8	10	12	Total	
No risk	6.6	5.7	8.9	2.1	6.0	
Slight risk	3.3	6.4	12.5	7.4	7.0	
Moderate risk	12.6	7.6	25.0	23.4	15.8	
Great risk	77.5	80.3	53.6	67.0	71.2	
N of Valid	151	157	112	94	514	
N of Miss	10	7	8	14	39	

Table 131: How much do you think people risk harming themselves (physically or in other ways) if they: use e-cigarettes, e-cigars, or e-hookahs?

Response	6	8	10	12	Total	
No risk	11.8	12.9	26.8	18.1	16.5	
Slight risk	15.0	18.7	31.2	36.2	23.5	
Moderate risk	24.2	24.5	21.4	20.2	23.0	
Great risk	49.0	43.9	20.5	25.5	37.0	
N of Valid	153	155	112	94	514	
N of Miss	8	9	8	14	39	

Table 132: Have you ever used smokeless tobacco (chew, snuff, plug, dipping tobacco, or chewing tobacco)?

Response	6	8	10	12	Total	
Never	94.8	83.6	62.8	68.1	79.7	
Once or Twice	3.2	13.2	19.5	14.9	11.9	
Once in a while but not regularly	0.6	0.6	5.3	1.1	1.7	
Regularly in the past	1.3	1.3	7.1	6.4	3.5	
Regularly now	0.0	1.3	5.3	9.6	3.3	
N of Valid	155	159	113	94	521	
N of Miss	6	5	7	14	32	

Table 133: How often have you used smokeless tobacco during the past 30 days?


Response	6	8	10	12	Total	
Not at all	98.7	95.6	84.7	85.1	92.3	
Once or twice	1.3	1.9	7.2	4.3	3.3	
Once or twice per week	0.0	1.2	0.9	1.1	0.8	
Three to five times per week	0.0	0.6	0.9	0.0	0.4	
About once a day	0.0	0.0	0.9	1.1	0.4	
More than once a day	0.0	0.6	5.4	8.5	2.9	
N of Valid	155	160	111	94	520	
N of Miss	6	4	9	14	33	

Table 134: Have you ever smoked cigarettes?


Response	6	8	10	12	Total	
Never	94.2	81.0	55.9	51.1	74.1	
Once or Twice	5.2	11.4	22.5	17.0	13.0	
Once in a while but not regularly	0.6	4.4	9.9	14.9	6.4	
Regularly in the past	0.0	2.5	6.3	7.4	3.5	
Regularly now	0.0	0.6	5.4	9.6	3.1	
N of Valid	154	158	111	94	517	
N of Miss	7	6	9	14	36	

Table 135: How frequently have you smoked cigarettes during the past 30 days?


Response	6	8	10	12	Total	
Not at all	99.4	96.9	84.5	77.7	91.5	
Less than one cigarette per day	0.6	2.5	10.0	8.5	4.6	
One to five cigarettes per day	0.0	0.6	4.5	7.4	2.5	
About one-half pack per day	0.0	0.0	0.0	1.1	0.2	
About one pack per day	0.0	0.0	0.9	3.2	0.8	
About one and one-half packs per day	0.0	0.0	0.0	1.1	0.2	
Two packs or more per day	0.0	0.0	0.0	1.1	0.2	
N of Valid	155	159	110	94	518	
N of Miss	6	5	10	14	35	

Table 136: Which statement best describes rules about smoking inside your home or your family cars?






Response	6	8	10	12	Total	
Smoking is not allowed anywhere inside your home or cars	62.6	68.9	65.5	65.2	65.6	
Smoking is allowed in some places and at some times or in some cars	16.1	12.4	14.5	10.9	13.7	
Smoking is allowed anywhere inside the home or cars	1.9	2.5	1.8	8.7	3.3	
There are no rules about smoking inside the home or cars	3.9	4.3	8.2	4.3	5.0	
I don't know	15.5	11.8	10.0	10.9	12.4	
N of Valid	155	161	110	92	518	
N of Miss	6	3	10	16	35	

Table 137: Have you ever used e-cigarettes, e-cigars, or e-hookahs?






Response	6	8	10	12	Total	
Never	94.8	85.0	55.9	64.8	78.1	
Once or Twice	4.5	12.5	19.8	15.4	12.2	
Once in a while but not regularly	0.6	0.6	18.0	5.5	5.2	
Regularly in the past	0.0	1.9	4.5	12.1	3.7	
Regularly now	0.0	0.0	1.8	2.2	0.8	
N of Valid	154	160	111	91	516	
N of Miss	7	4	9	17	37	

Table 138: How frequently have you used e-cigarettes, e-cigars, or e-hookahs?








Response	6	8	10	12	Total	
Not at all	99.3	96.8	83.6	82.0	92.1	
Less than 10 puffs per day	0.7	2.6	8.2	5.6	3.8	
10 to 50 puffs per day	0.0	0.6	2.7	5.6	1.8	
About one-half cartomiser per day	0.0	0.0	2.7	1.1	0.8	
About one cartomiser per day	0.0	0.0	0.0	3.4	0.6	
About one and one-half cartomisers per day	0.0	0.0	0.9	2.2	0.6	
Two cartomisers or more per day	0.0	0.0	1.8	0.0	0.4	
N of Valid	152	155	110	89	506	
N of Miss	9	9	10	19	47	

Table 139: During this school year, were you taught in any of your classes about the dangers of tobacco use?






Response	6	8	10	12	Total	
Never	42.4	49.7	44.3	35.2	43.8	
Rarely	15.9	19.6	24.5	22.7	20.1	
Sometimes	19.9	14.4	21.7	25.0	19.5	
Often	12.6	11.1	7.5	12.5	11.0	
Almost always	9.3	5.2	1.9	4.5	5.6	
N of Valid	151	153	106	88	498	
N of Miss	10	11	14	20	55	

Table 140: During the past 12 months, have you participated in any community activities to discourage people your age from using cigarettes, chewing tobacco, snuff, dip or cigars, e-cigarettes, e-cigars, or e-hookahs?






Response	6	8	10	12	Total	
Never	74.8	72.3	83.8	75.3	76.0	
Rarely	13.6	14.2	4.8	10.1	11.3	
Sometimes	6.1	6.5	9.5	7.9	7.3	
Often	2.0	1.9	1.0	4.5	2.2	
Almost always	3.4	5.2	1.0	2.2	3.2	
N of Valid	147	155	105	89	496	
N of Miss	14	9	15	19	57	



Table 141: Think back over the last two weeks. How many times have you had five or more alcoholic drinks in a row?


Response	6	8	10	12	Total	
None	98.7	96.8	82.4	78.7	91.1	
Once	1.3	1.3	4.6	7.9	3.2	
Twice	0.0	1.9	4.6	5.6	2.6	
3-5 times	0.0	0.0	5.6	5.6	2.2	
6-9 times	0.0	0.0	0.0	0.0	0.0	
10 or more times	0.0	0.0	2.8	2.2	1.0	
N of Valid	156	154	108	89	507	
N of Miss	5	10	12	19	46	

Table 142: During the past 30 days, how many times did you ride in a car or other vehicle driven by someone who had been drinking alcohol or using drugs to get high?


Response	6	8	10	12	Total	
0 times	94.8	89.5	77.8	84.1	87.7	
1 time	3.9	3.9	7.4	4.5	4.8	
2 or 3 times	0.6	4.6	4.6	5.7	3.6	
4 or 5 times	0.0	0.7	0.9	2.3	0.8	
6 or more times	0.6	1.3	9.3	3.4	3.2	
N of Valid	155	152	108	88	503	
N of Miss	6	12	12	20	50	

Table 143: During the past 30 days, how many times did you drive a car or other vehicle when you had been drinking alcohol or using drugs to get high?


Response	6	8	10	12	Total	
I did not drive a car in the past 30 days	54.7	54.1	30.2	22.4	43.5	
0 times	45.3	45.2	64.2	71.8	54.0	
1 time	0.0	0.0	1.9	1.2	0.6	
2 or 3 times	0.0	0.7	0.0	3.5	0.8	
4 or 5 times	0.0	0.0	0.0	0.0	0.0	
6 or more times	0.0	0.0	3.8	1.2	1.0	
N of Valid	148	146	106	85	485	
N of Miss	13	18	14	23	68	

Table 144: If you drank alcohol (not just a sip or taste) in the past year, how did you usually get it?

Response	6	8	10	12	Total	
I did not drink alcohol in the past year	96.8	81.8	48.1	48.8	73.6	
I bought it myself with a fake ID	0.0	0.0	0.0	0.0	0.0	
I bought it myself without a fake ID	0.0	0.0	0.0	0.0	0.0	
I got it from someone I know age 21 or older	0.0	2.0	15.1	22.6	7.7	
I got it from someone I know under age 21	0.6	1.4	7.5	3.6	2.8	
I got it from my brother or sister	0.0	1.4	2.8	0.0	1.0	
I got it from home with my parents' permission	0.6	4.7	9.4	6.0	4.7	
I got it from home without my parents' permission	0.0	1.4	4.7	1.2	1.6	
I got it from another relative	0.0	2.0	2.8	1.2	1.4	
A stranger bought it for me	0.0	2.0	0.9	1.2	1.0	
I took it from a store or shop	0.0	0.0	0.0	0.0	0.0	
Other	1.9	3.4	8.5	15.5	6.1	
N of Valid	155	148	106	84	493	
N of Miss	6	16	14	24	60	

Table 145: If you drank alcohol (not just a sip or taste) in the past year, where did you usually drink it?

Response	6	8	10	12	Total	
I did not drink alcohol in the past year	98.0	83.1	49.5	52.4	75.3	
At my home	1.3	9.5	26.7	14.3	11.4	
At someone else's home	0.7	3.4	19.0	25.0	9.6	
At an open area like a park, beach, field, back road, woods, or a street corner	0.0	1.4	3.8	7.1	2.4	
At a sporting event or concert	0.0	0.0	0.0	0.0	0.0	
At a restaurant, bar, or a nightclub	0.0	0.0	1.0	0.0	0.2	
At an empty building or a construction site	0.0	0.7	0.0	1.2	0.4	
At a hotel/motel	0.0	0.0	0.0	0.0	0.0	
An a car	0.0	0.7	0.0	0.0	0.2	
At school	0.0	1.4	0.0	0.0	0.4	
N of Valid	153	148	105	84	490	
N of Miss	8	16	15	24	63	

Table 146: How do you feel about someone your age having one or two drinks of an alcoholic beverage nearly every day?





Response	6	8	10	12	Total	
Neither approve nor disapprove	18.8	31.0	42.2	52.4	33.5	
Somewhat disapprove	5.4	8.5	25.7	21.4	13.6	
Strongly disapprove	65.1	51.4	24.8	19.0	44.0	
Don't know or can't say	10.7	9.2	7.3	7.1	8.9	
N of Valid	149	142	109	84	484	
N of Miss	12	22	11	24	69	

Table 147: On how many occasions have you had alcoholic beverages (beer, wine or hard liquor) to drink in your lifetime - more than just a few sips?








Response	6	8	10	12	Total	
0	90.3	77.2	46.8	42.9	69.0	
1-2	7.7	10.1	12.8	9.5	9.9	
3-5	1.3	6.3	12.8	9.5	6.7	
6-9	0.6	2.5	5.5	4.8	3.0	
10-19	0.0	2.5	6.4	8.3	3.6	
20-39	0.0	0.6	6.4	8.3	3.0	
40	0.0	0.6	9.2	16.7	4.9	
N of Valid	155	158	109	84	506	
N of Miss	6	6	11	24	47	

Table 148: On how many occasions have you drunk one of more drinks of an alcoholic beverage during the past 30 days?








Response	6	8	10	12	Total	
0	98.0	96.2	79.4	73.8	89.5	
1-2	2.0	3.1	11.2	13.1	6.2	
3-5	0.0	0.6	4.7	6.0	2.2	
6-9	0.0	0.0	2.8	3.6	1.2	
10-19	0.0	0.0	0.9	2.4	0.6	
20-39	0.0	0.0	0.9	0.0	0.2	
40	0.0	0.0	0.0	1.2	0.2	
N of Valid	153	159	107	84	503	
N of Miss	8	5	13	24	50	

Table 149: On how many occasions have you used marijuana (grass, pot) or hashish (hash, hash oil) in your lifetime?


Response	6	8	10	12	Total	
0	99.4	92.4	74.8	66.7	86.5	
1-2	0.0	2.5	11.2	4.8	4.0	
3-5	0.6	1.9	0.0	4.8	1.6	
6-9	0.0	1.3	0.9	1.2	0.8	
10-19	0.0	1.3	3.7	2.4	1.6	
20-39	0.0	0.6	2.8	4.8	1.6	
40	0.0	0.0	6.5	15.5	4.0	
N of Valid	154	158	107	84	503	
N of Miss	7	6	13	24	50	

Table 150: On how many occasions have you used marijuana (grass, pot) or hashish (hash, hash oil) during the past 30 days?


Response	6	8	10	12	Total	
0	99.3	96.8	90.8	89.3	95.0	
1-2	0.7	2.6	1.8	1.2	1.6	
3-5	0.0	0.6	1.8	3.6	1.2	
6-9	0.0	0.0	2.8	0.0	0.6	
10-19	0.0	0.0	0.9	0.0	0.2	
20-39	0.0	0.0	0.0	2.4	0.4	
40	0.0	0.0	1.8	3.6	1.0	
N of Valid	151	156	109	84	500	
N of Miss	10	8	11	24	53	

Table 151: On how many occasions have you used LSD or other psychedelics in your lifetime?


Response	6	8	10	12	Total	
0	100.0	100.0	97.2	95.2	98.6	
1-2	0.0	0.0	0.9	3.6	0.8	
3-5	0.0	0.0	0.9	1.2	0.4	
6-9	0.0	0.0	0.9	0.0	0.2	
10-19	0.0	0.0	0.0	0.0	0.0	
20-39	0.0	0.0	0.0	0.0	0.0	
40	0.0	0.0	0.0	0.0	0.0	
N of Valid	150	158	108	83	499	
N of Miss	11	6	12	25	54	

Table 152: On how many occasions have you used LSD or other psychedelics during the past 30 days?

Response	6	8	10	12	Total	
0	100.0	100.0	99.1	100.0	99.8	
1-2	0.0	0.0	0.0	0.0	0.0	
3-5	0.0	0.0	0.9	0.0	0.2	
6-9	0.0	0.0	0.0	0.0	0.0	
10-19	0.0	0.0	0.0	0.0	0.0	
20-39	0.0	0.0	0.0	0.0	0.0	
40	0.0	0.0	0.0	0.0	0.0	
N of Valid	152	158	107	84	501	
N of Miss	9	6	13	24	52	

Table 153: On how many occasions have you used cocaine or crack in your lifetime?

Response	6	8	10	12	Total	
0	100.0	99.4	100.0	95.2	99.0	
1-2	0.0	0.6	0.0	1.2	0.4	
3-5	0.0	0.0	0.0	1.2	0.2	
6-9	0.0	0.0	0.0	1.2	0.2	
10-19	0.0	0.0	0.0	1.2	0.2	
20-39	0.0	0.0	0.0	0.0	0.0	
40	0.0	0.0	0.0	0.0	0.0	
N of Valid	152	158	108	84	502	
N of Miss	9	6	12	24	51	

Table 154: On how many occasions have you used cocaine or crack during the past 30 days?

Response	6	8	10	12	Total	
0	100.0	100.0	100.0	98.8	99.8	
1-2	0.0	0.0	0.0	1.2	0.2	
3-5	0.0	0.0	0.0	0.0	0.0	
6-9	0.0	0.0	0.0	0.0	0.0	
10-19	0.0	0.0	0.0	0.0	0.0	
20-39	0.0	0.0	0.0	0.0	0.0	
40	0.0	0.0	0.0	0.0	0.0	
N of Valid	152	157	108	83	500	
N of Miss	9	7	12	25	53	

Table 155: On how many occasions have you sniffed glue, breathed the contents of an aerosol spray can, or inhaled other gases or sprays, in order to get high in your lifetime?








Response	6	8	10	12	Total	
0	96.1	94.2	87.9	95.2	93.6	
1-2	3.3	3.2	8.4	2.4	4.2	
3-5	0.7	1.3	0.9	0.0	0.8	
6-9	0.0	0.0	0.9	0.0	0.2	
10-19	0.0	0.0	0.9	2.4	0.6	
20-39	0.0	0.6	0.9	0.0	0.4	
40	0.0	0.6	0.0	0.0	0.2	
N of Valid	152	156	107	83	498	
N of Miss	9	8	13	25	55	

Table 156: On how many occasions have you sniffed glue, breathed the contents of an aerosol spray can, or inhaled other gases or sprays, in order to get high during the past 30 days?






Response	6	8	10	12	Total	
0	98.0	96.8	98.1	100.0	98.0	
1-2	2.0	0.6	0.0	0.0	0.8	
3-5	0.0	0.6	0.9	0.0	0.4	
6-9	0.0	1.3	0.9	0.0	0.6	
10-19	0.0	0.0	0.0	0.0	0.0	
20-39	0.0	0.6	0.0	0.0	0.2	
40	0.0	0.0	0.0	0.0	0.0	
N of Valid	151	157	108	80	496	
N of Miss	10	7	12	28	57	

Table 157: On how many occasions have you used Daztrex in your lifetime?


Response	6	8	10	12	Total	
0	100.0	100.0	100.0	100.0	100.0	
1-2	0.0	0.0	0.0	0.0	0.0	
3-5	0.0	0.0	0.0	0.0	0.0	
6-9	0.0	0.0	0.0	0.0	0.0	
10-19	0.0	0.0	0.0	0.0	0.0	
20-39	0.0	0.0	0.0	0.0	0.0	
40	0.0	0.0	0.0	0.0	0.0	
N of Valid	151	157	106	81	495	
N of Miss	10	7	14	27	58	

Table 158: On how many occasions have you used Daztrex during the past 30 days?


Response	6	8	10	12	Total	
0	100.0	100.0	100.0	100.0	100.0	
1-2	0.0	0.0	0.0	0.0	0.0	
3-5	0.0	0.0	0.0	0.0	0.0	
6-9	0.0	0.0	0.0	0.0	0.0	
10-19	0.0	0.0	0.0	0.0	0.0	
20-39	0.0	0.0	0.0	0.0	0.0	
40	0.0	0.0	0.0	0.0	0.0	
N of Valid	149	155	108	81	493	
N of Miss	12	9	12	27	60	

Table 159: On how many occasions have you used synthetic marijuana (K2, spice) in your lifetime?








Response	6	8	10	12	Total	
0	100.0	99.4	96.3	90.0	97.3	
1-2	0.0	0.6	0.9	1.2	0.6	
3-5	0.0	0.0	0.0	6.2	1.0	
6-9	0.0	0.0	0.9	0.0	0.2	
10-19	0.0	0.0	0.0	1.2	0.2	
20-39	0.0	0.0	0.9	0.0	0.2	
40	0.0	0.0	0.9	1.2	0.4	
N of Valid	149	154	107	80	490	
N of Miss	12	10	13	28	63	

Table 160: On how many occasions have you used synthetic marijuana (K2, spice) during the past 30 days?




Response	6	8	10	12	Total	
0	100.0	100.0	98.1	100.0	99.6	
1-2	0.0	0.0	0.0	0.0	0.0	
3-5	0.0	0.0	0.9	0.0	0.2	
6-9	0.0	0.0	0.0	0.0	0.0	
10-19	0.0	0.0	0.0	0.0	0.0	
20-39	0.0	0.0	0.0	0.0	0.0	
40	0.0	0.0	0.9	0.0	0.2	
N of Valid	150	156	107	81	494	
N of Miss	11	8	13	27	59	

Table 161: On how many occasions have you used methamphetamines (meth, speed, crank, crystal meth) in your lifetime?





Response	6	8	10	12	Total	
0	100.0	98.7	99.1	95.0	98.6	
1-2	0.0	0.6	0.9	2.5	0.8	
3-5	0.0	0.6	0.0	1.2	0.4	
6-9	0.0	0.0	0.0	0.0	0.0	
10-19	0.0	0.0	0.0	0.0	0.0	
20-39	0.0	0.0	0.0	1.2	0.2	
40	0.0	0.0	0.0	0.0	0.0	
N of Valid	151	155	108	80	494	
N of Miss	10	9	12	28	59	

Table 162: On how many occasions have you used methamphetamines (meth, speed, crank, crystal meth) in the past 30 days?



Response	6	8	10	12	Total	
0	100.0	99.4	99.1	100.0	99.6	
1-2	0.0	0.6	0.9	0.0	0.4	
3-5	0.0	0.0	0.0	0.0	0.0	
6-9	0.0	0.0	0.0	0.0	0.0	
10-19	0.0	0.0	0.0	0.0	0.0	
20-39	0.0	0.0	0.0	0.0	0.0	
40	0.0	0.0	0.0	0.0	0.0	
N of Valid	150	156	107	81	494	
N of Miss	11	8	13	27	59	



Table 163: On how many occasions have you used other chemical products (bath salts, plant food, etc.) in your lifetime?


Response	6	8	10	12	Total	
0	98.7	98.0	99.1	100.0	98.8	
1-2	0.7	0.7	0.0	0.0	0.4	
3-5	0.7	0.0	0.9	0.0	0.4	
6-9	0.0	0.0	0.0	0.0	0.0	
10-19	0.0	1.3	0.0	0.0	0.4	
20-39	0.0	0.0	0.0	0.0	0.0	
40	0.0	0.0	0.0	0.0	0.0	
N of Valid	150	153	108	80	491	
N of Miss	11	11	12	28	62	

Table 164: On how many occasions have you used other chemical products (bath salts, plant food, etc.) during the past 30 days?


Response	6	8	10	12	Total	
0	99.3	99.4	100.0	100.0	99.6	
1-2	0.7	0.6	0.0	0.0	0.4	
3-5	0.0	0.0	0.0	0.0	0.0	
6-9	0.0	0.0	0.0	0.0	0.0	
10-19	0.0	0.0	0.0	0.0	0.0	
20-39	0.0	0.0	0.0	0.0	0.0	
40	0.0	0.0	0.0	0.0	0.0	
N of Valid	151	156	106	80	493	
N of Miss	10	8	14	28	60	

Table 165: On how many occasions have you used heroin or other opiates in your lifetime?


Response	6	8	10	12	Total	
0	99.3	98.7	100.0	97.5	99.0	
1-2	0.7	0.6	0.0	1.3	0.6	
3-5	0.0	0.0	0.0	0.0	0.0	
6-9	0.0	0.0	0.0	1.3	0.2	
10-19	0.0	0.0	0.0	0.0	0.0	
20-39	0.0	0.0	0.0	0.0	0.0	
40	0.0	0.6	0.0	0.0	0.2	
N of Valid	151	156	107	79	493	
N of Miss	10	8	13	29	60	

Table 166: On how many occasions have you used heroin or other opiates during the past 30 days?



Response	6	8	10	12	Total	
0	100.0	100.0	100.0	98.8	99.8	
1-2	0.0	0.0	0.0	0.0	0.0	
3-5	0.0	0.0	0.0	1.2	0.2	
6-9	0.0	0.0	0.0	0.0	0.0	
10-19	0.0	0.0	0.0	0.0	0.0	
20-39	0.0	0.0	0.0	0.0	0.0	
40	0.0	0.0	0.0	0.0	0.0	
N of Valid	150	155	108	80	493	
N of Miss	11	9	12	28	60	

Table 167: On how many occasions have you used MDMA ('X', 'E', or ecstasy) in your lifetime?




Response	6	8	10	12	Total	
0	100.0	98.7	100.0	97.5	99.2	
1-2	0.0	1.3	0.0	1.3	0.6	
3-5	0.0	0.0	0.0	1.3	0.2	
6-9	0.0	0.0	0.0	0.0	0.0	
10-19	0.0	0.0	0.0	0.0	0.0	
20-39	0.0	0.0	0.0	0.0	0.0	
40	0.0	0.0	0.0	0.0	0.0	
N of Valid	148	153	107	79	487	
N of Miss	13	11	13	29	66	

Table 168: On how many occasions have you used MDMA ('X', 'E', or ecstasy) during the past 30 days?



Response	6	8	10	12	Total	
0	99.3	100.0	99.1	100.0	99.6	
1-2	0.7	0.0	0.9	0.0	0.4	
3-5	0.0	0.0	0.0	0.0	0.0	
6-9	0.0	0.0	0.0	0.0	0.0	
10-19	0.0	0.0	0.0	0.0	0.0	
20-39	0.0	0.0	0.0	0.0	0.0	
40	0.0	0.0	0.0	0.0	0.0	
N of Valid	149	155	108	81	493	
N of Miss	12	9	12	27	60	

Table 169: On how many occasions have you taken prescription drugs (such as Valium, Xanax, Ritalin, Adderall, OxyContin, Darvocet, or sleeping pills) not prescribed to you in your lifetime?








Response	6	8	10	12	Total	
0	96.7	94.9	83.2	90.0	92.1	
1-2	2.0	3.8	5.6	2.5	3.4	
3-5	0.0	0.6	4.7	1.2	1.4	
6-9	1.3	0.6	1.9	0.0	1.0	
10-19	0.0	0.0	0.0	1.2	0.2	
20-39	0.0	0.0	0.9	3.8	0.8	
40	0.0	0.0	3.7	1.2	1.0	
N of Valid	152	157	107	80	496	
N of Miss	9	7	13	28	57	

Table 170: On how many occasions have you taken prescription drugs (such as Valium, Xanax, Ritalin, Adderall, OxyContin, Darvocet, or sleeping pills) not prescribed to you during the past 30 days?








Response	6	8	10	12	Total	
0	98.0	98.1	93.5	96.2	96.7	
1-2	1.3	1.9	0.9	0.0	1.2	
3-5	0.0	0.0	0.0	3.8	0.6	
6-9	0.7	0.0	0.9	0.0	0.4	
10-19	0.0	0.0	2.8	0.0	0.6	
20-39	0.0	0.0	0.9	0.0	0.2	
40	0.0	0.0	0.9	0.0	0.2	
N of Valid	149	155	108	80	492	
N of Miss	12	9	12	28	61	

Table 171: On how many occasions have you taken non-prescription medicines such as diet pills (for example, Dietac, Dexatrim or Prolamine), stay-awake pills (for example No-Doz, Vivarin, or Wake), or cough or cold medicines (robos, DXM, etc.) to get high in your lifetime?







Response	6	8	10	12	Total	
0	99.3	98.7	91.6	92.5	96.4	
1-2	0.0	1.3	1.9	1.2	1.0	
3-5	0.7	0.0	3.7	2.5	1.4	
6-9	0.0	0.0	0.9	0.0	0.2	
10-19	0.0	0.0	0.9	3.8	0.8	
20-39	0.0	0.0	0.9	0.0	0.2	
40	0.0	0.0	0.0	0.0	0.0	
N of Valid	152	155	107	80	494	
N of Miss	9	9	13	28	59	

Table 172: On how many occasions have you taken non-prescription medicines such as diet pills (for example, Dietac, Dexatrim or Prolamine), stay-awake pills (for example No-Doz, Vivarin, or Wake), or cough or cold medicines (robos, DXM, etc.) to get high during the past 30 days?




Response	6	8	10	12	Total	
0	99.3	99.3	94.4	97.5	98.0	
1-2	0.0	0.0	1.9	1.3	0.6	
3-5	0.7	0.7	3.7	1.3	1.4	
6-9	0.0	0.0	0.0	0.0	0.0	
10-19	0.0	0.0	0.0	0.0	0.0	
20-39	0.0	0.0	0.0	0.0	0.0	
40	0.0	0.0	0.0	0.0	0.0	
N of Valid	152	151	107	79	489	
N of Miss	9	13	13	29	64	

Table 173: On how many occasions have you been drunk or very high from drinking alcoholic beverages during the past 30 days?


Response	6	8	10	12	Total	
0	99.3	98.7	87.7	84.8	94.3	
1-2	0.0	0.7	7.5	2.5	2.2	
3-5	0.0	0.0	0.9	5.1	1.0	
6-9	0.7	0.0	1.9	3.8	1.2	
10-19	0.0	0.7	0.0	3.8	0.8	
20-39	0.0	0.0	1.9	0.0	0.4	
40	0.0	0.0	0.0	0.0	0.0	
N of Valid	152	152	106	79	489	
N of Miss	9	12	14	29	64	

Table 174: On how many occasions have you drunk flavored alcoholic beverages, sometimes called 'alcopops' (like Mike's Hard Lemonade, Smirnoff Ice, Bacardi Breezers, etc.) in your lifetime?


Response	6	8	10	12	Total	
0	95.4	82.7	57.1	64.9	78.4	
1-2	3.9	9.6	11.4	2.6	7.1	
3-5	0.0	3.8	13.3	5.2	4.9	
6-9	0.7	1.3	4.8	9.1	3.1	
10-19	0.0	2.6	2.9	7.8	2.7	
20-39	0.0	0.0	4.8	5.2	1.8	
40	0.0	0.0	5.7	5.2	2.0	
N of Valid	152	156	105	77	490	
N of Miss	9	8	15	31	63	

Table 175: On how many occasions have you drunk flavored alcoholic beverages, sometimes called 'alcopops' (like Mike's Hard Lemonade, Smirnoff Ice, Bacardi Breezers, etc.) during the past 30 days?







Response	6	8	10	12	Total	
0	99.3	96.1	86.0	81.0	92.5	
1-2	0.7	2.6	5.6	10.1	3.9	
3-5	0.0	1.3	3.7	3.8	1.8	
6-9	0.0	0.0	2.8	2.5	1.0	
10-19	0.0	0.0	0.9	2.5	0.6	
20-39	0.0	0.0	0.9	0.0	0.2	
40	0.0	0.0	0.0	0.0	0.0	
N of Valid	152	153	107	79	491	
N of Miss	9	11	13	29	62	

Table 176: If you used prescription drugs or over the counter drugs without a doctor telling you to use it or for the purpose of getting high, where did you get these drugs? - Did not use



Response	6	8	10	12	Total	
No	6.8	9.8	25.8	36.1	17.5	
Yes	93.2	90.2	74.2	63.9	82.5	
N of Valid	161	164	120	108	553	
N of Miss	0	0	0	0	0	

Table 177: If you used prescription drugs or over the counter drugs without a doctor telling you to use it or for the purpose of getting high, where did you get these drugs? - Bought or took from store or shop



Response	6	8	10	12	Total	
No	99.4	99.4	98.3	99.1	99.1	
Yes	0.6	0.6	1.7	0.9	0.9	
N of Valid	161	164	120	108	553	
N of Miss	0	0	0	0	0	

Table 178: If you used prescription drugs or over the counter drugs without a doctor telling you to use it or for the purpose of getting high, where did you get these drugs? -  
Got from parents with permission



Response	6	8	10	12	Total	
No	98.8	98.2	95.8	99.1	98.0	
Yes	1.2	1.8	4.2	0.9	2.0	
N of Valid	161	164	120	108	553	
N of Miss	0	0	0	0	0	

Table 179: If you used prescription drugs or over the counter drugs without a doctor telling you to use it or for the purpose of getting high, where did you get these drugs? -  
Got from home without permission



Response	6	8	10	12	Total	
No	100.0	99.4	95.0	100.0	98.7	
Yes	0.0	0.6	5.0	0.0	1.3	
N of Valid	161	164	120	108	553	
N of Miss	0	0	0	0	0	

Table 180: If you used prescription drugs or over the counter drugs without a doctor telling you to use it or for the purpose of getting high, where did you get these drugs? -  
Got from relative with permission



Response	6	8	10	12	Total	
No	100.0	98.8	99.2	100.0	99.5	
Yes	0.0	1.2	0.8	0.0	0.5	
N of Valid	161	164	120	108	553	
N of Miss	0	0	0	0	0	

Table 181: If you used prescription drugs or over the counter drugs without a doctor telling you to use it or for the purpose of getting high, where did you get these drugs? -  
Got from relative without permission



Response	6	8	10	12	Total	
No	100.0	100.0	99.2	100.0	99.8	
Yes	0.0	0.0	0.8	0.0	0.2	
N of Valid	161	164	120	108	553	
N of Miss	0	0	0	0	0	

Table 182: If you used prescription drugs or over the counter drugs without a doctor telling you to use it or for the purpose of getting high, where did you get these drugs? -  
Got from friend's home with permission



Response	6	8	10	12	Total	
No	100.0	99.4	98.3	100.0	99.5	
Yes	0.0	0.6	1.7	0.0	0.5	
N of Valid	161	164	120	108	553	
N of Miss	0	0	0	0	0	

Table 183: If you used prescription drugs or over the counter drugs without a doctor telling you to use it or for the purpose of getting high, where did you get these drugs? -  
Got from friend's home without permission



Response	6	8	10	12	Total	
No	100.0	100.0	96.7	100.0	99.3	
Yes	0.0	0.0	3.3	0.0	0.7	
N of Valid	161	164	120	108	553	
N of Miss	0	0	0	0	0	

Table 184: If you used prescription drugs or over the counter drugs without a doctor telling you to use it or for the purpose of getting high, where did you get these drugs? -  
Got from friend at school



Response	6	8	10	12	Total	
No	99.4	99.4	95.0	100.0	98.6	
Yes	0.6	0.6	5.0	0.0	1.4	
N of Valid	161	164	120	108	553	
N of Miss	0	0	0	0	0	

Table 185: If you used prescription drugs or over the counter drugs without a doctor telling you to use it or for the purpose of getting high, where did you get these drugs? -  
Got from friend at party



Response	6	8	10	12	Total	
No	100.0	99.4	98.3	99.1	99.3	
Yes	0.0	0.6	1.7	0.9	0.7	
N of Valid	161	164	120	108	553	
N of Miss	0	0	0	0	0	



Table 186: If you used prescription drugs or over the counter drugs without a doctor telling you to use it or for the purpose of getting high, where did you get these drugs? -  
Got from friend, elsewhere



Response	6	8	10	12	Total	
No	100.0	98.8	95.8	95.4	97.8	
Yes	0.0	1.2	4.2	4.6	2.2	
N of Valid	161	164	120	108	553	
N of Miss	0	0	0	0	0	

Table 187: If you used prescription drugs or over the counter drugs without a doctor telling you to use it or for the purpose of getting high, where did you get these drugs? -  
Got from internet sale



Response	6	8	10	12	Total	
No	100.0	99.4	99.2	100.0	99.6	
Yes	0.0	0.6	0.8	0.0	0.4	
N of Valid	161	164	120	108	553	
N of Miss	0	0	0	0	0	

Table 188: During the last month, about how many marijuana cigarettes, or the equivalent, did you smoke a day, on the average?







Response	6	8	10	12	Total	
None	99.3	96.1	88.7	90.5	94.7	
Less than 1 a day	0.7	1.9	3.8	5.4	2.5	
1 a day	0.0	1.9	1.9	1.4	1.2	
2-3 a day	0.0	0.0	3.8	0.0	0.8	
4-6 a day	0.0	0.0	0.9	1.4	0.4	
7-10 a day	0.0	0.0	0.0	0.0	0.0	
11 or more a day	0.0	0.0	0.9	1.4	0.4	
N of Valid	152	154	106	74	486	
N of Miss	9	10	14	34	67	

Table 189: How wrong do your friends feel it would be for YOU to: have one or two drinks of an alcoholic beverage nearly every day?





Response	6	8	10	12	Total	
Very wrong	77.1	62.7	23.6	39.2	55.1	
Wrong	17.0	19.3	23.6	18.9	19.5	
A little bit wrong	4.6	14.7	28.3	25.7	16.1	
Not at all wrong	1.3	3.3	24.5	16.2	9.3	
N of Valid	153	150	106	74	483	
N of Miss	8	14	14	34	70	

Table 190: How wrong do your friends feel it would be for YOU to: smoke tobacco?





Response	6	8	10	12	Total	
Very wrong	85.4	67.8	36.4	45.2	62.9	
Wrong	10.6	19.5	19.6	15.1	16.0	
A little bit wrong	2.0	7.4	21.5	19.2	10.6	
Not at all wrong	2.0	5.4	22.4	20.5	10.4	
N of Valid	151	149	107	73	480	
N of Miss	10	15	13	35	73	

Table 191: How wrong do your friends feel it would be for YOU to: smoke marijuana?





Response	6	8	10	12	Total	
Very wrong	90.1	70.9	42.1	39.7	65.8	
Wrong	4.6	12.8	15.0	21.9	12.1	
A little bit wrong	2.6	8.8	20.6	15.1	10.4	
Not at all wrong	2.6	7.4	22.4	23.3	11.7	
N of Valid	151	148	107	73	479	
N of Miss	10	16	13	35	74	

Table 192: How wrong do your friends feel it would be for YOU to: use prescription drugs not prescribed to you?

Response	6	8	10	12	Total	
Very wrong	90.1	80.7	57.5	72.6	77.3	
Wrong	5.3	10.7	20.8	16.4	12.1	
A little bit wrong	3.3	5.3	14.2	6.8	6.9	
Not at all wrong	1.3	3.3	7.5	4.1	3.7	
N of Valid	152	150	106	73	481	
N of Miss	9	14	14	35	72	

Table 193: How wrong would most adults (over 21) in your neighborhood think it is for kids your age: to use marijuana?

Response	6	8	10	12	Total	
Very wrong	92.1	83.2	68.9	54.1	78.3	
Wrong	4.6	10.1	9.4	23.0	10.2	
A little bit wrong	1.3	4.0	11.3	20.3	7.3	
Not at all wrong	2.0	2.7	10.4	2.7	4.2	
N of Valid	151	149	106	74	480	
N of Miss	10	15	14	34	73	

Table 194: How wrong would most adults (over 21) in your neighborhood think it is for kids your age: to drink alcohol?

Response	6	8	10	12	Total	
Very wrong	86.8	69.7	51.4	43.8	67.1	
Wrong	7.3	16.4	20.6	24.7	15.7	
A little bit wrong	3.3	10.5	14.0	24.7	11.2	
Not at all wrong	2.6	3.3	14.0	6.8	6.0	
N of Valid	151	152	107	73	483	
N of Miss	10	12	13	35	70	

Table 195: How wrong would most adults (over 21) in your neighborhood think it is for kids your age: to smoke cigarettes?





Response	6	8	10	12	Total	
Very wrong	85.5	75.3	52.8	42.5	68.6	
Wrong	7.2	13.3	21.7	24.7	15.0	
A little bit wrong	4.6	8.7	11.3	19.2	9.6	
Not at all wrong	2.6	2.7	14.2	13.7	6.9	
N of Valid	152	150	106	73	481	
N of Miss	9	14	14	35	72	

Table 196: How much do each of the following statements describe your neighborhood? crime and/or drug selling





Response	6	8	10	12	Total	
NO!	80.5	79.3	61.7	56.8	72.3	
no	12.8	13.3	23.4	27.0	17.5	
yes	5.4	6.0	10.3	13.5	7.9	
YES!	1.3	1.3	4.7	2.7	2.3	
N of Valid	149	150	107	74	480	
N of Miss	12	14	13	34	73	

Table 197: How much do each of the following statements describe your neighborhood? fights





Response	6	8	10	12	Total	
NO!	72.3	76.0	57.1	60.3	68.3	
no	16.9	14.7	24.8	24.7	19.1	
yes	9.5	7.3	15.2	13.7	10.7	
YES!	1.4	2.0	2.9	1.4	1.9	
N of Valid	148	150	105	73	476	
N of Miss	13	14	15	35	77	

Table 198: How much do each of the following statements describe your neighborhood? lots of empty or abandoned buildings

Response	6	8	10	12	Total	
NO!	71.4	65.8	54.7	49.3	62.5	
no	17.0	18.8	28.3	32.9	22.5	
yes	9.5	12.1	14.2	15.1	12.2	
YES!	2.0	3.4	2.8	2.7	2.7	
N of Valid	147	149	106	73	475	
N of Miss	14	15	14	35	78	

Table 199: How much do each of the following statements describe your neighborhood? lots of graffiti

Response	6	8	10	12	Total	
NO!	84.9	83.8	70.2	68.5	78.8	
no	12.3	14.9	26.0	31.5	19.1	
yes	2.1	0.0	1.9	0.0	1.1	
YES!	0.7	1.4	1.9	0.0	1.1	
N of Valid	146	148	104	73	471	
N of Miss	15	16	16	35	82	

Table 200: I feel safe in my neighborhood.

Response	6	8	10	12	Total	
NO!	9.5	6.7	6.7	4.1	7.2	
no	6.1	9.3	6.7	12.3	8.2	
yes	31.1	22.7	43.3	38.4	32.2	
YES!	53.4	61.3	43.3	45.2	52.4	
N of Valid	148	150	104	73	475	
N of Miss	13	14	16	35	78	

Table 201: If a kid smoked marijuana in your neighborhood would he or she be caught by the police?





Response	6	8	10	12	Total	
NO!	16.3	15.9	27.6	21.1	19.4	
no	23.1	34.5	46.7	39.4	34.4	
yes	33.3	23.4	19.0	31.0	26.7	
YES!	27.2	26.2	6.7	8.5	19.4	
N of Valid	147	145	105	71	468	
N of Miss	14	19	15	37	85	

Table 202: If a kid drank some beer, wine or hard liquor (for example, vodka, whiskey, or gin) in your neighborhood would he or she be caught by the police?





Response	6	8	10	12	Total	
NO!	16.4	24.7	34.3	29.6	25.0	
no	29.5	36.3	55.2	46.5	40.0	
yes	33.6	21.2	6.7	18.3	21.4	
YES!	20.5	17.8	3.8	5.6	13.7	
N of Valid	146	146	105	71	468	
N of Miss	15	18	15	37	85	

Table 203: If a kid carried a handgun in your neighborhood would he or she be caught by the police?





Response	6	8	10	12	Total	
NO!	18.4	17.8	20.2	18.3	18.6	
no	19.0	24.0	42.3	31.0	27.6	
yes	33.3	27.4	27.9	31.0	29.9	
YES!	29.3	30.8	9.6	19.7	23.9	
N of Valid	147	146	104	71	468	
N of Miss	14	18	16	37	85	

Table 204: If you wanted to get some cigarettes, how easy would it be for you to get some?

Response	6	8	10	12	Total	
Very hard	79.9	57.6	20.8	19.7	51.0	
Sort of hard	10.1	15.3	14.9	11.3	12.9	
Sort of easy	6.0	14.6	27.7	19.7	15.5	
Very easy	4.0	12.5	36.6	49.3	20.6	
N of Valid	149	144	101	71	465	
N of Miss	12	20	19	37	88	

Table 205: If you wanted to get some beer, wine or hard liquor (for example, vodka, whiskey, or gin), how easy would it be for you to get some?

Response	6	8	10	12	Total	
Very hard	79.7	54.5	16.7	23.5	49.7	
Sort of hard	9.5	13.1	21.6	25.0	15.6	
Sort of easy	7.4	17.2	30.4	27.9	18.6	
Very easy	3.4	15.2	31.4	23.5	16.2	
N of Valid	148	145	102	68	463	
N of Miss	13	19	18	40	90	

Table 206: If you wanted to get a drug like cocaine, LSD, or amphetamines, how easy would it be for you to get some?

Response	6	8	10	12	Total	
Very hard	97.3	88.0	68.9	69.1	83.9	
Sort of hard	1.4	7.7	12.6	14.7	7.8	
Sort of easy	0.7	2.8	9.7	13.2	5.2	
Very easy	0.7	1.4	8.7	2.9	3.0	
N of Valid	148	142	103	68	461	
N of Miss	13	22	17	40	92	

Table 207: If you wanted to get a handgun, how easy would it be for you to get one?





Response	6	8	10	12	Total	
Very hard	75.2	54.2	44.0	56.7	59.0	
Sort of hard	13.8	15.5	16.0	9.0	14.1	
Sort of easy	7.6	14.8	17.0	17.9	13.4	
Very easy	3.4	15.5	23.0	16.4	13.4	
N of Valid	145	142	100	67	454	
N of Miss	16	22	20	41	99	

Table 208: If you wanted to get some marijuana, how easy would it be for you to get some?





Response	6	8	10	12	Total	
Very hard	93.8	73.6	40.2	41.2	67.8	
Sort of hard	3.4	6.9	9.8	8.8	6.7	
Sort of easy	1.4	9.0	22.5	23.5	11.7	
Very easy	1.4	10.4	27.5	26.5	13.7	
N of Valid	146	144	102	68	460	
N of Miss	15	20	18	40	93	

Table 209: If you wanted to get prescription drugs for the purpose of getting high, how easy would it be for you to get some?





Response	6	8	10	12	Total	
Very hard	87.2	73.6	41.0	56.1	68.3	
Sort of hard	5.4	6.9	16.0	12.1	9.2	
Sort of easy	4.1	7.6	15.0	16.7	9.4	
Very easy	3.4	11.8	28.0	15.2	13.1	
N of Valid	148	144	100	66	458	
N of Miss	13	20	20	42	95	



Table 210: If you wanted to get synthetic marijuana such as K2 or chemical products such as bath salts to get high, how easy would it be for you to get some?


Response	6	8	10	12	Total	
Very hard	95.3	81.9	64.4	65.2	80.0	
Sort of hard	4.1	6.2	12.9	13.6	8.1	
Sort of easy	0.0	6.2	8.9	19.7	6.8	
Very easy	0.7	5.6	13.9	1.5	5.2	
N of Valid	148	144	101	66	459	
N of Miss	13	20	19	42	94	

Table 211: If you wanted to get steroids to use or to enhance athletic performance, how easy would it be for you to get some?


Response	6	8	10	12	Total	
Very hard	93.9	81.8	66.0	69.7	80.5	
Sort of hard	2.7	9.8	16.0	19.7	10.3	
Sort of easy	2.7	4.9	8.0	7.6	5.3	
Very easy	0.7	3.5	10.0	3.0	3.9	
N of Valid	147	143	100	66	456	
N of Miss	14	21	20	42	97	

Table 212: If you wanted to get e-cigarettes, e-cigars, or e-hookahs, how easy would it be for you to get some?


Response	6	8	10	12	Total	
Very hard	90.4	71.1	30.0	42.4	64.1	
Sort of hard	5.5	7.0	15.0	12.1	9.0	
Sort of easy	2.1	12.7	25.0	19.7	13.0	
Very easy	2.1	9.2	30.0	25.8	13.9	
N of Valid	146	142	100	66	454	
N of Miss	15	22	20	42	99	

Table 213: During the past 12 months, have you participated in any alcohol prevention programs or seen any alcohol prevention messages in your school or community? Yes, a school-based program focused on preventing underage drinking and/or drinking and driving.



Response	6	8	10	12	Total	
No	78.9	87.2	90.0	93.5	86.6	
Yes	21.1	12.8	10.0	6.5	13.4	
N of Valid	161	164	120	108	553	
N of Miss	0	0	0	0	0	

Table 214: During the past 12 months, have you participated in any alcohol prevention programs or seen any alcohol prevention messages in your school or community? Yes, a community-based program focused on preventing underage drinking and/or drinking and driving (for example, through your church or temple or through youth groups like Boys and Girls Club or 4-H).



Response	6	8	10	12	Total	
No	95.7	95.7	97.5	99.1	96.7	
Yes	4.3	4.3	2.5	0.9	3.3	
N of Valid	161	164	120	108	553	
N of Miss	0	0	0	0	0	

Table 215: During the past 12 months, have you participated in any alcohol prevention programs or seen any alcohol prevention messages in your school or community? Yes, a media campaign addressing underage drinking and/or drinking and driving (for example, newspaper ads, posters, pamphlets, radio, TV).



Response	6	8	10	12	Total	
No	86.3	90.2	95.8	97.2	91.7	
Yes	13.7	9.8	4.2	2.8	8.3	
N of Valid	161	164	120	108	553	
N of Miss	0	0	0	0	0	

Table 216: During the past 12 months, have you participated in any alcohol prevention programs or seen any alcohol prevention messages in your school or community? No



Response	6	8	10	12	Total	
No	44.7	37.8	32.5	50.0	41.0	
Yes	55.3	62.2	67.5	50.0	59.0	
N of Valid	161	164	120	108	553	
N of Miss	0	0	0	0	0	

Table 217: How wrong do your parents feel it would be for YOU to: have one or two drinks of an alcoholic beverage nearly every day?





Response	6	8	10	12	Total	
Very wrong	88.6	81.0	59.8	69.7	77.2	
Wrong	6.7	13.6	22.5	16.7	13.8	
A little bit wrong	2.7	3.4	8.8	13.6	5.8	
Not at all wrong	2.0	2.0	8.8	0.0	3.2	
N of Valid	149	147	102	66	464	
N of Miss	12	17	18	42	89	

Table 218: How wrong do your parents feel it would be for YOU to: smoke tobacco?





Response	6	8	10	12	Total	
Very wrong	91.9	85.0	69.0	68.2	81.3	
Wrong	5.4	10.9	15.0	15.2	10.6	
A little bit wrong	2.0	0.7	10.0	13.6	5.0	
Not at all wrong	0.7	3.4	6.0	3.0	3.0	
N of Valid	148	147	100	66	461	
N of Miss	13	17	20	42	92	

Table 219: How wrong do your parents feel it would be for YOU to: smoke marijuana?





Response	6	8	10	12	Total	
Very wrong	96.7	87.7	75.8	67.7	85.2	
Wrong	0.7	4.8	9.1	15.4	5.9	
A little bit wrong	2.7	3.4	10.1	9.2	5.4	
Not at all wrong	0.0	4.1	5.1	7.7	3.5	
N of Valid	150	146	99	65	460	
N of Miss	11	18	21	43	93	

Table 220: How wrong do your parents feel it would be for YOU to: use prescription drugs not prescribed to you?





Response	6	8	10	12	Total	
Very wrong	96.0	92.6	89.0	92.3	92.9	
Wrong	2.0	3.4	3.0	7.7	3.5	
A little bit wrong	1.3	3.4	4.0	0.0	2.4	
Not at all wrong	0.7	0.7	4.0	0.0	1.3	
N of Valid	150	148	100	65	463	
N of Miss	11	16	20	43	90	

Table 221: How wrong do your parents feel it would be for YOU to: steal something worth more than \$5?





Response	6	8	10	12	Total	
Very wrong	94.1	87.7	82.2	92.3	89.2	
Wrong	5.3	7.5	12.9	7.7	8.0	
A little bit wrong	0.7	2.7	3.0	0.0	1.7	
Not at all wrong	0.0	2.1	2.0	0.0	1.1	
N of Valid	152	146	101	65	464	
N of Miss	9	18	19	43	89	

Table 222: How wrong do your parents feel it would be for YOU to: draw graffiti, write things, or draw pictures on buildings or other property (without the owner's permission)?





Response	6	8	10	12	Total	
Very wrong	93.3	85.1	81.2	87.7	87.3	
Wrong	5.3	10.1	12.9	10.8	9.3	
A little bit wrong	0.7	3.4	2.0	1.5	1.9	
Not at all wrong	0.7	1.4	4.0	0.0	1.5	
N of Valid	150	148	101	65	464	
N of Miss	11	16	19	43	89	

Table 223: How wrong do your parents feel it would be for YOU to: pick a fight with someone?





Response	6	8	10	12	Total	
Very wrong	72.8	70.3	56.0	67.7	67.7	
Wrong	19.2	16.2	26.0	12.3	18.8	
A little bit wrong	6.6	10.1	14.0	20.0	11.2	
Not at all wrong	1.3	3.4	4.0	0.0	2.4	
N of Valid	151	148	100	65	464	
N of Miss	10	16	20	43	89	

Table 224: During the past 12 months, have you talked with at least one of your parents about the dangers of underage drinking and/or drinking and driving? By parents, we mean either your biological parents, adoptive parents, stepparents, or adult guardians - whether or not they live with you.



Response	6	8	10	12	Total	
No	56.8	63.2	58.3	56.9	59.2	
Yes	43.2	36.8	41.7	43.1	40.8	
N of Valid	146	144	96	65	451	
N of Miss	15	20	24	43	102	

Table 225: The rules in my family are clear.





Response	6	8	10	12	Total	
NO!	2.7	4.1	5.0	4.6	3.9	
no	4.7	2.7	11.0	6.2	5.6	
yes	26.7	32.0	50.0	50.8	36.8	
YES!	66.0	61.2	34.0	38.5	53.7	
N of Valid	150	147	100	65	462	
N of Miss	11	17	20	43	91	

Table 226: People in my family have serious arguments about the same things, and often insult or yell at each other.

Response	6	8	10	12	Total	
NO!	45.3	34.5	23.0	15.9	32.9	
no	27.0	32.4	37.0	52.4	34.4	
yes	17.6	20.3	29.0	25.4	22.0	
YES!	10.1	12.8	11.0	6.3	10.7	
N of Valid	148	148	100	63	459	
N of Miss	13	16	20	45	94	

Table 227: When I am not at home, one of my parents knows where I am and who I am with.

Response	6	8	10	12	Total	
NO!	2.7	4.8	2.0	6.2	3.7	
no	6.7	0.7	7.0	12.3	5.6	
yes	20.8	28.6	47.0	44.6	32.3	
YES!	69.8	66.0	44.0	36.9	58.4	
N of Valid	149	147	100	65	461	
N of Miss	12	17	20	43	92	

Table 228: My family has clear rules about alcohol and drug use.

Response	6	8	10	12	Total	
NO!	4.0	3.4	4.0	6.2	4.1	
no	4.0	4.1	9.0	10.8	6.0	
yes	17.9	21.6	43.0	44.6	28.2	
YES!	74.2	70.9	44.0	38.5	61.6	
N of Valid	151	148	100	65	464	
N of Miss	10	16	20	43	89	

Table 229: If you skipped school would you be caught by your parents?

Response	6	8	10	12	Total	
NO!	4.6	5.5	5.9	14.1	6.5	
no	3.3	11.0	15.8	20.3	10.8	
yes	17.9	18.6	39.6	34.4	25.2	
YES!	74.2	64.8	38.6	31.2	57.5	
N of Valid	151	145	101	64	461	
N of Miss	10	19	19	44	92	

Table 230: My parents ask if I've gotten my homework done.

Response	6	8	10	12	Total	
NO!	5.3	8.2	10.0	15.4	8.7	
no	5.3	9.5	31.0	27.7	15.4	
yes	23.3	27.2	33.0	36.9	28.6	
YES!	66.0	55.1	26.0	20.0	47.4	
N of Valid	150	147	100	65	462	
N of Miss	11	17	20	43	91	

Table 231: Would your parents know if you did not come home on time?

Response	6	8	10	12	Total	
NO!	2.0	4.8	6.9	7.7	4.8	
no	5.4	6.9	15.8	9.2	8.7	
yes	22.8	24.1	36.6	44.6	29.3	
YES!	69.8	64.1	40.6	38.5	57.2	
N of Valid	149	145	101	65	460	
N of Miss	12	19	19	43	93	

Table 232: Do you know how to properly dispose of leftover prescription drugs?



Response	6	8	10	12	Total	
No	70.5	71.7	48.0	56.5	64.1	
Yes	29.5	28.3	52.0	43.5	35.9	
N of Valid	146	145	98	62	451	
N of Miss	15	19	22	46	102	

Table 233: Have any of your brothers or sisters ever: drunk beer, wine or hard liquor (for example, vodka, whiskey or gin)?




Response	6	8	10	12	Total	
No	75.5	61.4	31.7	43.8	56.9	
Yes	19.0	33.8	64.4	51.6	38.3	
I don't have any brothers or sisters	5.4	4.8	4.0	4.7	4.8	
N of Valid	147	145	101	64	457	
N of Miss	14	19	19	44	96	

Table 234: Have any of your brothers or sisters ever: smoked marijuana?




Response	6	8	10	12	Total	
No	88.2	82.0	55.6	60.9	75.1	
Yes	6.2	13.7	41.4	34.4	20.4	
I don't have any brothers or sisters	5.6	4.3	3.0	4.7	4.5	
N of Valid	144	139	99	64	446	
N of Miss	17	25	21	44	107	

Table 235: Have any of your brothers or sisters ever: smoked cigarettes?




Response	6	8	10	12	Total	
No	78.6	73.9	44.3	53.1	66.0	
Yes	15.9	21.7	51.5	42.2	29.3	
I don't have any brothers or sisters	5.5	4.3	4.1	4.7	4.7	
N of Valid	145	138	97	64	444	
N of Miss	16	26	23	44	109	



Table 236: Have any of your brothers or sisters ever: taken a handgun to school?




Response	6	8	10	12	Total	
No	94.4	95.7	94.8	95.3	95.1	
Yes	0.0	0.0	2.1	0.0	0.4	
I don't have any brothers or sisters	5.6	4.3	3.1	4.7	4.5	
N of Valid	144	140	97	64	445	
N of Miss	17	24	23	44	108	

Table 237: Have any of your brothers or sisters ever: been suspended or expelled from school?




Response	6	8	10	12	Total	
No	78.8	67.4	56.1	73.0	69.4	
Yes	15.8	28.4	40.8	22.2	26.1	
I don't have any brothers or sisters	5.5	4.3	3.1	4.8	4.5	
N of Valid	146	141	98	63	448	
N of Miss	15	23	22	45	105	

Table 238: Have any of your brothers or sisters ever: used e-cigarettes, e-cigars or e-hookahs?




Response	6	8	10	12	Total	
No	90.3	76.4	47.5	68.8	73.4	
Yes	4.9	19.3	49.5	26.6	22.4	
I don't have any brothers or sisters	4.9	4.3	3.0	4.7	4.3	
N of Valid	144	140	99	64	447	
N of Miss	17	24	21	44	106	

Table 239: Have any of your brothers or sisters ever: used prescription drugs not prescribed to him/her?




Response	6	8	10	12	Total	
No	89.6	89.4	77.6	77.8	85.2	
Yes	5.6	5.6	18.4	17.5	10.1	
I don't have any brothers or sisters	4.9	4.9	4.1	4.8	4.7	
N of Valid	144	142	98	63	447	
N of Miss	17	22	22	45	106	

Table 240: Have you changed homes in the past year (the last 12 months)?



Response	6	8	10	12	Total	
No	66.7	80.0	72.7	68.8	72.5	
Yes	33.3	20.0	27.3	31.2	27.5	
N of Valid	147	145	99	64	455	
N of Miss	14	19	21	44	98	

Table 241: How many times have you changed homes since kindergarten?






Response	6	8	10	12	Total	
Never	35.8	34.7	18.9	28.1	30.8	
1 or 2 times	25.0	25.9	33.7	21.9	26.7	
3 or 4 times	19.6	20.4	18.9	34.4	21.8	
5 or 6 times	10.8	10.2	6.3	6.2	9.0	
7 or more times	8.8	8.8	22.1	9.4	11.7	
N of Valid	148	147	95	64	454	
N of Miss	13	17	25	44	99	

Table 242: Have you changed schools (including changing from elementary to middle and middle to high school) in the past year?



Response	6	8	10	12	Total	
No	46.9	84.2	81.7	71.4	69.8	
Yes	53.1	15.8	18.3	28.6	30.2	
N of Valid	145	146	93	63	447	
N of Miss	16	18	27	45	106	

Table 243: How many times have you changed schools since kindergarten (including changing from elementary to middle and middle to high school)?






Response	6	8	10	12	Total	
Never	20.9	32.9	25.0	25.0	26.2	
1 or 2 times	56.1	44.5	31.2	28.1	43.2	
3 or 4 times	12.2	13.7	21.9	28.1	17.0	
5 or 6 times	6.1	5.5	6.2	7.8	6.2	
7 or more times	4.7	3.4	15.6	10.9	7.5	
N of Valid	148	146	96	64	454	
N of Miss	13	18	24	44	99	

Table 244: Has anyone in your family ever had severe alcohol or drug problems?



Response	6	8	10	12	Total	
No	74.3	50.7	36.7	46.0	54.8	
Yes	25.7	49.3	63.3	54.0	45.2	
N of Valid	148	142	98	63	451	
N of Miss	13	22	22	45	102	

Table 245: About how many adults (over 21) have you known personally who in the past year have: used marijuana, crack, cocaine, or other drugs?






Response	6	8	10	12	Total	
0	79.1	65.0	43.8	48.3	62.9	
1	12.8	16.1	14.6	13.3	14.3	
2	4.1	9.8	15.6	10.0	9.2	
3-4	2.0	4.9	11.5	10.0	6.0	
5	2.0	4.2	14.6	18.3	7.6	
N of Valid	148	143	96	60	447	
N of Miss	13	21	24	48	106	

Table 246: About how many adults (over 21) have you known personally who in the past year have: sold or dealt drugs?






Response	6	8	10	12	Total	
0	91.2	74.8	66.7	65.0	77.1	
1	3.4	13.7	11.5	13.3	9.7	
2	4.1	5.8	7.3	10.0	6.1	
3-4	0.0	4.3	5.2	8.3	3.6	
5	1.4	1.4	9.4	3.3	3.4	
N of Valid	147	139	96	60	442	
N of Miss	14	25	24	48	111	

Table 247: About how many adults (over 21) have you known personally who in the past year have: done other things that could get them in trouble with the police, like stealing, selling stolen goods, mugging or assaulting others, etc.?






Response	6	8	10	12	Total	
0	84.4	71.4	61.2	73.3	73.7	
1	10.9	15.0	14.3	6.7	12.4	
2	1.4	5.7	10.2	8.3	5.6	
3-4	2.0	4.3	4.1	5.0	3.6	
5	1.4	3.6	10.2	6.7	4.7	
N of Valid	147	140	98	60	445	
N of Miss	14	24	22	48	108	

Table 248: About how many adults (over 21) have you known personally who in the past year have: gotten drunk or high?






Response	6	8	10	12	Total	
0	62.8	50.0	21.9	36.7	46.4	
1	18.9	19.7	13.5	10.0	16.8	
2	8.8	12.7	16.7	13.3	12.3	
3-4	4.7	5.6	15.6	8.3	7.8	
5	4.7	12.0	32.3	31.7	16.6	
N of Valid	148	142	96	60	446	
N of Miss	13	22	24	48	107	

Table 249: Have you seen or heard information about underage drinking in the past 12 months from the following sources? Radio



Response	6	8	10	12	Total	
No	63.3	64.8	67.4	54.2	63.5	
Yes	36.7	35.2	32.6	45.8	36.5	
N of Valid	150	145	95	59	449	
N of Miss	11	19	25	49	104	

Table 250: Have you seen or heard information about underage drinking in the past 12 months from the following sources? TV.



Response	6	8	10	12	Total	
No	39.3	37.5	40.4	47.5	40.0	
Yes	60.7	62.5	59.6	52.5	60.0	
N of Valid	150	144	94	59	447	
N of Miss	11	20	26	49	106	

Table 251: Have you seen or heard information about underage drinking in the past 12 months from the following sources? Print. This includes information on underage drinking you may have seen in the newspaper, on a billboard, in pamphlets, on stickers, etc.



Response	6	8	10	12	Total	
No	60.1	58.7	62.4	63.8	60.6	
Yes	39.9	41.3	37.6	36.2	39.4	
N of Valid	148	143	93	58	442	
N of Miss	13	21	27	50	111	

Table 252: Have you seen or heard information about underage drinking in the past 12 months from the following sources? Website or social media? (Facebook, Myspace, website, etc.)



Response	6	8	10	12	Total	
No	55.7	43.7	44.2	55.2	49.3	
Yes	44.3	56.3	55.8	44.8	50.7	
N of Valid	149	142	95	58	444	
N of Miss	12	22	25	50	109	

Table 253: The next questions ask about your opinions of the information you saw or heard. If you have seen or heard more than one ad, please think about your favorite ad when answering these questions. The information about underage drinking that I saw or heard was convincing.






Response	6	8	10	12	Total	
NO!	24.3	18.8	21.1	15.3	20.6	
no	9.0	9.7	16.8	22.0	12.7	
yes	23.6	28.5	33.7	27.1	27.8	
YES!	18.1	16.7	9.5	10.2	14.7	
I have not seen or heard any ads about underage drinking in the past 12 months.	25.0	26.4	18.9	25.4	24.2	
N of Valid	144	144	95	59	442	
N of Miss	17	20	25	49	111	

Table 254: The next questions ask about your opinions of the information you saw or heard. If you have seen or heard more than one ad, please think about your favorite ad when answering these questions. The information about underage drinking that I saw or heard grabbed my attention.






Response	6	8	10	12	Total	
NO!	23.1	16.8	20.4	18.6	19.9	
no	14.7	17.5	22.6	23.7	18.5	
yes	23.1	23.1	32.3	22.0	24.9	
YES!	14.7	16.1	6.5	10.2	12.8	
I have not seen or heard any ads about underage drinking in the past 12 months.	24.5	26.6	18.3	25.4	24.0	
N of Valid	143	143	93	59	438	
N of Miss	18	21	27	49	115	

Table 255: The next questions ask about your opinions of the information you saw or heard. If you have seen or heard more than one ad, please think about your favorite ad when answering these questions. The information about underage drinking that I saw or heard said something important to me.






Response	6	8	10	12	Total	
NO!	23.8	16.9	22.1	17.2	20.3	
no	9.8	20.4	24.2	27.6	18.7	
yes	18.2	21.8	28.4	20.7	21.9	
YES!	21.0	16.9	7.4	8.6	15.1	
I have not seen or heard any ads about underage drinking in the past 12 months.	27.3	23.9	17.9	25.9	24.0	
N of Valid	143	142	95	58	438	
N of Miss	18	22	25	50	115	

Table 256: The next questions ask about your opinions of the information you saw or heard. If you have seen or heard more than one ad, please think about your favorite ad when answering these questions. Seeing or hearing this information about underage drinking made me want to stop or decrease my drinking.










Response	6	8	10	12	Total	
NO!	31.4	17.8	22.3	25.4	23.7	
no	5.7	11.1	23.4	25.4	14.8	
yes	9.5	11.9	25.5	11.9	14.5	
YES!	17.1	21.5	7.4	11.9	15.5	
I have not seen or heard any ads about underage drinking in the past 12 months.	36.2	37.8	21.3	25.4	31.6	
N of Valid	105	135	94	59	393	
N of Miss	56	29	26	49	160	

Table 257: How honest were you in filling out this survey?

Response	6	8	10	12	Total	
I was very honest	80.5	84.1	80.2	80.3	81.6	
I was honest pretty much of the time	18.1	12.4	14.6	16.4	15.3	
I was honest some of the time	0.7	3.4	3.1	1.6	2.2	
I was honest once in a while	0.7	0.0	2.1	1.6	0.9	
I was not honest at all	0.0	0.0	0.0	0.0	0.0	
N of Valid	149	145	96	61	451	
N of Miss	12	19	24	47	102	