

2015 APNA

Arkansas Prevention Needs Assessment Student Survey

Sevier County
Tables

**Arkansas Department of Human Services
Division of Behavioral Health Services
Prevention Services**

Conducted by International Survey Associates dba Pride Surveys

Contents

1	INTRODUCTION	11
2	PERCENTAGE TABLES	16

List of Tables

1	Sex	17
2	Age	17
3	Are you Hispanic or Latino?	17
4	What is your race? Black or African American	18
5	What is your race? Asian	18
6	What is your race? American Indian	18
7	What is your race? Alaska Native	18
8	What is your race? White	19
9	What is your race? Native Hawaiian or Other Pacific Islander	19
10	What is your race? Other	19
11	What is the highest level of schooling completed by your mother or father?	20
12	Think of where you live most of the time. Which of the following people live there with you? Mother	20
13	Think of where you live most of the time. Which of the following people live there with you? Stepmother	20
14	Think of where you live most of the time. Which of the following people live there with you? Foster Mother	21
15	Think of where you live most of the time. Which of the following people live there with you? Grandmother	21
16	Think of where you live most of the time. Which of the following people live there with you? Aunt	21
17	Think of where you live most of the time. Which of the following people live there with you? Father	21
18	Think of where you live most of the time. Which of the following people live there with you? Stepfather	22
19	Think of where you live most of the time. Which of the following people live there with you? Foster Father	22
20	Think of where you live most of the time. Which of the following people live there with you? Grandfather	22
21	Think of where you live most of the time. Which of the following people live there with you? Uncle	22
22	Think of where you live most of the time. Which of the following people live there with you? Other Adults	23
23	Think of where you live most of the time. Which of the following people live there with you? Brother(s)	23
24	Think of where you live most of the time. Which of the following people live there with you? Stepbrother(s)	23
25	Think of where you live most of the time. Which of the following people live there with you? Sister(s)	23
26	Think of where you live most of the time. Which of the following people live there with you? Stepsister(s)	24

27	Think of where you live most of the time. Which of the following people live there with you? Other Children	24
28	In my school, students have lots of chances to help decide things like class activities and rules.	24
29	Teachers ask me to work on special classroom projects.	24
30	My teacher(s) notices when I am doing a good job and lets me know about it.	25
31	There are lots of chances for students in my school to get involved in sports, clubs, and other school activities outside of class.	25
32	There are lots of chances for students in my school to talk with a teacher one-on-one.	25
33	I feel safe at my school.	26
34	The school lets my parents know when I have done something well.	26
35	My teachers praise me when I work hard in school.	26
36	Are your school grades better than the grades of most students in your class?	27
37	I have lots of chances to be part of class discussions or activities.	27
38	Now thinking back over the past year in school, how often did you: enjoy being in school?	27
39	Now thinking back over the past year in school, how often did you: hate being in school?	28
40	Now thinking back over the past year in school, how often did you: try to do your best work in school?	28
41	How often do you feel that the school work you are assigned is meaningful and important?	28
42	Putting them all together, what were your grades like last year?	29
43	How important do you think the things you are learning in school are going to be for your later life?	29
44	Do your parents care about your skipping or cutting school?	29
45	During the LAST FOUR WEEKS how many whole days of school have you missed because you skipped or 'cut'?	30
46	What are the chances you would be seen as cool if you: smoked cigarettes?	30
47	What are the chances you would be seen as cool if you: worked hard at school?	30
48	What are the chances you would be seen as cool if you: began drinking alcoholic beverages regularly, that is, at least once or twice a month?	31
49	What are the chances you would be seen as cool if you: defended someone who was being bullied?	31
50	What are the chances you would be seen as cool if you: smoked marijuana?	31
51	What are the chances you would be seen as cool if you: carried a handgun?	32

52	What are the chances you would be seen as cool if you: used e-cigarettes, e-cigars or e-hookahs?	32
53	What are the chances you would be seen as cool if you: bullied someone or cyber bullied someone?	32
54	Think of your four best friends (the friends you feel closest to). In the past year (12 months), how many of your best friends have: participated in clubs, organizations or activities at school?	33
55	Think of your four best friends (the friends you feel closest to). In the past year (12 months), how many of your best friends have: smoked cigarettes?	33
56	Think of your four best friends (the friends you feel closest to). In the past year (12 months), how many of your best friends have: tried beer, wine or hard liquor (for example, vodka, whiskey, or gin) when their parents didn't know about it?	33
57	Think of your four best friends (the friends you feel closest to). In the past year (12 months), how many of your best friends have: used e-cigarettes, e-cigars, or e-hookahs?	34
58	Think of your four best friends (the friends you feel closest to). In the past year (12 months), how many of your best friends have: used marijuana?	34
59	Think of your four best friends (the friends you feel closest to). In the past year (12 months), how many of your best friends have: used prescription drugs or non-prescription drugs for the purpose of getting high?	34
60	Think of your four best friends (the friends you feel closest to). In the past year (12 months), how many of your best friends have: used synthetic marijuana (K2, spice) or bath salts?	35
61	Think of your four best friends (the friends you feel closest to). In the past year (12 months), how many of your best friends have: used LSD, cocaine, amphetamines, or other illegal drugs?	35
62	Think of your four best friends (the friends you feel closest to). In the past year (12 months), how many of your best friends have: been bullied?	35
63	Think of your four best friends (the friends you feel closest to). In the past year (12 months), how many of your best friends have: been suspended from school?	36
64	Think of your four best friends (the friends you feel closest to). In the past year (12 months), how many of your best friends have: carried a handgun?	36
65	Think of your four best friends (the friends you feel closest to). In the past year (12 months), how many of your best friends have: sold illegal drugs?	36
66	Think of your four best friends (the friends you feel closest to). In the past year (12 months), how many of your best friends have: regularly attended religious services?	37

67	Think of your four best friends (the friends you feel closest to). In the past year (12 months), how many of your best friends have: stolen or tried to steal a motor vehicle such as a car or motorcycle?	37
68	Think of your four best friends (the friends you feel closest to). In the past year (12 months), how many of your best friends have: been arrested?	37
69	Think of your four best friends (the friends you feel closest to). In the past year (12 months), how many of your best friends have: dropped out of school?	38
70	Think of your four best friends (the friends you feel closest to). In the past year (12 months), how many of your best friends have: been members of a gang?	38
71	How old were you when you first: smoked marijuana?	38
72	How old were you when you first: smoked a cigarette, even just a puff?	39
73	How old were you when you first: had more than a sip or two of beer, wine or hard liquor (for example, vodka, whiskey, or gin)?	39
74	How old were you when you first: began drinking alcoholic beverages regularly, that is, at least once or twice a month?	40
75	How old were you when you first: used Daztrex?	40
76	How old were you when you first: got suspended from school?	41
77	How old were you when you first: got arrested?	41
78	How old were you when you first: carried a handgun?	42
79	How old were you when you first: used e-cigarettes, e-cigars, or e-hookahs?	42
80	How old were you when you first: belonged to a gang?	43
81	How old were you when you first: used prescription drugs not prescribed to you?	43
82	How wrong do you think it is for someone your age to: take a handgun to school?	44
83	How wrong do you think it is for someone your age to: steal anything?	44
84	How wrong do you think it is for someone your age to: pick a fight with someone?	44
85	How wrong do you think it is for someone your age to: attack someone with the idea of seriously hurting them?	45
86	How wrong do you think it is for someone your age to: stay away from school all day when their parents think they are at school?	45
87	How wrong do you think it is for someone your age to: drink beer, wine or hard liquor (for example, vodka, whiskey, or gin) regularly?	45
88	How wrong do you think it is for someone your age to: smoke cigarettes?	46
89	How wrong do you think it is for someone your age to: smoke marijuana?	46

90	How wrong do you think it is for someone your age to: use prescription drugs or non-prescription drugs for the purpose of getting high?	46
91	How wrong do you think it is for someone your age to: use synthetic marijuana (K2, spice) or bath salts?	47
92	How wrong do you think it is for someone your age to: use LSD, cocaine, amphetamines or another illegal drug?	47
93	How wrong do you think it is for someone your age to: use e-cigarettes, e-cigars or e-hookahs?	47
94	At school during the past 12 months, did you receive help from the resource teacher, speech therapist or other special education teacher?	48
95	How many times in the past year (12 months) have you: been suspended from school?	48
96	How many times in the past year (12 months) have you: carried a handgun?	48
97	How many times in the past year (12 months) have you: sold illegal drugs?	49
98	How many times in the past year (12 months) have you: stolen or tried to steal a motor vehicle such as a car or motorcycle?	49
99	How many times in the past year (12 months) have you: participated in clubs, organizations or activities at school?	50
100	How many times in the past year (12 months) have you: been arrested?	50
101	How many times in the past year (12 months) have you: attacked someone with the idea of seriously hurting them?	51
102	How many times in the past year (12 months) have you: been drunk or high at school?	51
103	How many times in the past year (12 months) have you: taken a handgun to school?	52
104	Are you currently on probation, or assigned a probation officer with Juvenile Court?	52
105	Have you ever belonged to a gang?	52
106	If you have ever belonged to a gang, did that gang have a name?	53
107	You are at a party at someone's house, and one of your friends offers you a drink containing alcohol. What would you say or do?	53
108	How often do you attend religious services or activities?	53
109	I think sometimes it's okay to cheat at school.	54
110	It is important to think before you act.	54
111	Sometimes I think that life is not worth it.	54
112	At times I think I am no good at all.	55
113	All in all, I am inclined to think that I am a failure.	55
114	In the past year, have you felt depressed or sad MOST days, even if you felt okay sometimes?	55
115	It is all right to beat up people if they start the fight.	56
116	I think it is okay to take something without asking if you can get away with it.	56

117	Where do you get the most information about living a drug and alcohol free life? Parents/guardians	56
118	Where do you get the most information about living a drug and alcohol free life? Friends	57
119	Where do you get the most information about living a drug and alcohol free life? Family members	57
120	Where do you get the most information about living a drug and alcohol free life? School	57
121	Where do you get the most information about living a drug and alcohol free life? Internet	58
122	Where do you get the most information about living a drug and alcohol free life? TV	58
123	Where do you get the most information about living a drug and alcohol free life? Social media	58
124	How much do you think people risk harming themselves (physically or in other ways) if they: smoked one or more packs of cigarettes per day?	59
125	How much do you think people risk harming themselves (physically or in other ways) if they: try marijuana once or twice?	59
126	How much do you think people risk harming themselves (physically or in other ways) if they: smoke marijuana once or twice a week?	59
127	How much do you think people risk harming themselves (physically or in other ways) if they: take one or two drinks of an alcoholic beverage (beer, wine, liquor) nearly every day?	60
128	How much do you think people risk harming themselves (physically or in other ways) if they: have five or more drinks of an alcoholic beverage once or twice a weekend?	60
129	How much do you think people risk harming themselves (physically or in other ways) if they: use prescription drugs that are not prescribed to them?	60
130	How much do you think people risk harming themselves (physically or in other ways) if they: use non-prescription drugs to get high?	61
131	How much do you think people risk harming themselves (physically or in other ways) if they: use e-cigarettes, e-cigars, or e-hookahs?	61
132	Have you ever used smokeless tobacco (chew, snuff, plug, dipping tobacco, or chewing tobacco)?	61
133	How often have you used smokeless tobacco during the past 30 days?	62
134	Have you ever smoked cigarettes?	62
135	How frequently have you smoked cigarettes during the past 30 days?	62
136	Which statement best describes rules about smoking inside your home or your family cars?	63
137	Have you ever used e-cigarettes, e-cigars, or e-hookahs?	63
138	How frequently have you used e-cigarettes, e-cigars, or e-hookahs?	64
139	During this school year, were you taught in any of your classes about the dangers of tobacco use?	64

140	During the past 12 months, have you participated in any community activities to discourage people your age from using cigarettes, chewing tobacco, snuff, dip or cigars, e-cigarettes, e-cigars, or e-hookahs?	64
141	Think back over the last two weeks. How many times have you had five or more alcoholic drinks in a row?	65
142	During the past 30 days, how many times did you ride in a car or other vehicle driven by someone who had been drinking alcohol or using drugs to get high?	65
143	During the past 30 days, how many times did you drive a car or other vehicle when you had been drinking alcohol or using drugs to get high?	65
144	If you drank alcohol (not just a sip or taste) in the past year, how did you usually get it?	66
145	If you drank alcohol (not just a sip or taste) in the past year, where did you usually drink it?	66
146	How do you feel about someone your age having one or two drinks of an alcoholic beverage nearly every day?	67
147	On how many occasions have you had alcoholic beverages (beer, wine or hard liquor) to drink in your lifetime - more than just a few sips?	67
148	On how many occasions have you drunk one or more drinks of an alcoholic beverage during the past 30 days?	67
149	On how many occasions have you used marijuana (grass, pot) or hashish (hash, hash oil) in your lifetime?	68
150	On how many occasions have you used marijuana (grass, pot) or hashish (hash, hash oil) during the past 30 days?	68
151	On how many occasions have you used LSD or other psychedelics in your lifetime?	68
152	On how many occasions have you used LSD or other psychedelics during the past 30 days?	69
153	On how many occasions have you used cocaine or crack in your lifetime?	69
154	On how many occasions have you used cocaine or crack during the past 30 days?	69
155	On how many occasions have you sniffed glue, breathed the contents of an aerosol spray can, or inhaled other gases or sprays, in order to get high in your lifetime?	70
156	On how many occasions have you sniffed glue, breathed the contents of an aerosol spray can, or inhaled other gases or sprays, in order to get high during the past 30 days?	70
157	On how many occasions have you used Daztrex in your lifetime?	71
158	On how many occasions have you used Daztrex during the past 30 days?	71
159	On how many occasions have you used synthetic marijuana (K2, spice) in your lifetime?	71

160	On how many occasions have you used synthetic marijuana (K2, spice) during the past 30 days?	72
161	On how many occasions have you used methamphetamines (meth, speed, crank, crystal meth) in your lifetime?	72
162	On how many occasions have you used methamphetamines (meth, speed, crank, crystal meth) in the past 30 days?	72
163	On how many occasions have you used other chemical products (bath salts, plant food, etc.) in your lifetime?	73
164	On how many occasions have you used other chemical products (bath salts, plant food, etc.) during the past 30 days?	73
165	On how many occasions have you used heroin or other opiates in your lifetime?	73
166	On how many occasions have you used heroin or other opiates during the past 30 days?	74
167	On how many occasions have you used MDMA ('X', 'E', or ecstasy) in your lifetime?	74
168	On how many occasions have you used MDMA ('X', 'E', or ecstasy) during the past 30 days?	74
169	On how many occasions have you taken prescription drugs (such as Valium, Xanax, Ritalin, Adderall, OxyContin, Darvocet, or sleeping pills) not prescribed to you in your lifetime?	75
170	On how many occasions have you taken prescription drugs (such as Valium, Xanax, Ritalin, Adderall, OxyContin, Darvocet, or sleeping pills) not prescribed to you during the past 30 days?	75
171	On how many occasions have you taken non-prescription medicines such as diet pills (for example, Dietac, Dexatrim or Prolamine), stay-awake pills (for example No-Doz, Vivarin, or Wake), or cough or cold medicines (robos, DXM, etc.) to get high in your lifetime?	76
172	On how many occasions have you taken non-prescription medicines such as diet pills (for example, Dietac, Dexatrim or Prolamine), stay-awake pills (for example No-Doz, Vivarin, or Wake), or cough or cold medicines (robos, DXM, etc.) to get high during the past 30 days?	76
173	On how many occasions have you been drunk or very high from drinking alcoholic beverages during the past 30 days?	77
174	On how many occasions have you drunk flavored alcoholic beverages, sometimes called 'alcopops' (like Mike's Hard Lemonade, Smirnoff Ice, Bacardi Breezers, etc.) in your lifetime?	77
175	On how many occasions have you drunk flavored alcoholic beverages, sometimes called 'alcopops' (like Mike's Hard Lemonade, Smirnoff Ice, Bacardi Breezers, etc.) during the past 30 days?	78
176	If you used prescription drugs or over the counter drugs without a doctor telling you to use it or for the purpose of getting high, where did you get these drugs? - Did not use	78

177	If you used prescription drugs or over the counter drugs without a doctor telling you to use it or for the purpose of getting high, where did you get these drugs? - Bought or took from store or shop	78
178	If you used prescription drugs or over the counter drugs without a doctor telling you to use it or for the purpose of getting high, where did you get these drugs? - Got from parents with permission	79
179	If you used prescription drugs or over the counter drugs without a doctor telling you to use it or for the purpose of getting high, where did you get these drugs? - Got from home without permission	79
180	If you used prescription drugs or over the counter drugs without a doctor telling you to use it or for the purpose of getting high, where did you get these drugs? - Got from relative with permission	79
181	If you used prescription drugs or over the counter drugs without a doctor telling you to use it or for the purpose of getting high, where did you get these drugs? - Got from relative without permission	79
182	If you used prescription drugs or over the counter drugs without a doctor telling you to use it or for the purpose of getting high, where did you get these drugs? - Got from friend's home with permission	80
183	If you used prescription drugs or over the counter drugs without a doctor telling you to use it or for the purpose of getting high, where did you get these drugs? - Got from friend's home without permission	80
184	If you used prescription drugs or over the counter drugs without a doctor telling you to use it or for the purpose of getting high, where did you get these drugs? - Got from friend at school	80
185	If you used prescription drugs or over the counter drugs without a doctor telling you to use it or for the purpose of getting high, where did you get these drugs? - Got from friend at party	80
186	If you used prescription drugs or over the counter drugs without a doctor telling you to use it or for the purpose of getting high, where did you get these drugs? - Got from friend, elsewhere	81
187	If you used prescription drugs or over the counter drugs without a doctor telling you to use it or for the purpose of getting high, where did you get these drugs? - Got from internet sale	81
188	During the last month, about how many marijuana cigarettes, or the equivalent, did you smoke a day, on the average?	81
189	How wrong do your friends feel it would be for YOU to: have one or two drinks of an alcoholic beverage nearly every day?	82
190	How wrong do your friends feel it would be for YOU to: smoke tobacco?	82
191	How wrong do your friends feel it would be for YOU to: smoke marijuana?	82
192	How wrong do your friends feel it would be for YOU to: use prescription drugs not prescribed to you?	83
193	How wrong would most adults (over 21) in your neighborhood think it is for kids your age: to use marijuana?	83

194	How wrong would most adults (over 21) in your neighborhood think it is for kids your age: to drink alcohol?	83
195	How wrong would most adults (over 21) in your neighborhood think it is for kids your age: to smoke cigarettes?	84
196	How much do each of the following statements describe your neighborhood? crime and/or drug selling	84
197	How much do each of the following statements describe your neighborhood? fights	84
198	How much do each of the following statements describe your neighborhood? lots of empty or abandoned buildings	85
199	How much do each of the following statements describe your neighborhood? lots of graffiti	85
200	I feel safe in my neighborhood.	85
201	If a kid smoked marijuana in your neighborhood would he or she be caught by the police?	86
202	If a kid drank some beer, wine or hard liquor (for example, vodka, whiskey, or gin) in your neighborhood would he or she be caught by the police?	86
203	If a kid carried a handgun in your neighborhood would he or she be caught by the police?	86
204	If you wanted to get some cigarettes, how easy would it be for you to get some?	87
205	If you wanted to get some beer, wine or hard liquor (for example, vodka, whiskey, or gin), how easy would it be for you to get some?	87
206	If you wanted to get a drug like cocaine, LSD, or amphetamines, how easy would it be for you to get some?	87
207	If you wanted to get a handgun, how easy would it be for you to get one?	88
208	If you wanted to get some marijuana, how easy would it be for you to get some?	88
209	If you wanted to get prescription drugs for the purpose of getting high, how easy would it be for you to get some?	88
210	If you wanted to get synthetic marijuana such as K2 or chemical products such as bath salts to get high, how easy would it be for you to get some?	89
211	If you wanted to get steroids to use or to enhance athletic performance, how easy would it be for you to get some?	89
212	If you wanted to get e-cigarettes, e-cigars, or e-hookahs, how easy would it be for you to get some?	89
213	During the past 12 months, have you participated in any alcohol prevention programs or seen any alcohol prevention messages in your school or community? Yes, a school-based program focused on preventing underage drinking and/or drinking and driving.	90

214	During the past 12 months, have you participated in any alcohol prevention programs or seen any alcohol prevention messages in your school or community? Yes, a community-based program focused on preventing underage drinking and/or drinking and driving (for example, through your church or temple or through youth groups like Boys and Girls Club or 4-H).	90
215	During the past 12 months, have you participated in any alcohol prevention programs or seen any alcohol prevention messages in your school or community? Yes, a media campaign addressing underage drinking and/or drinking and driving (for example, newspaper ads, posters, pamphlets, radio, TV).	90
216	During the past 12 months, have you participated in any alcohol prevention programs or seen any alcohol prevention messages in your school or community? No	90
217	How wrong do your parents feel it would be for YOU to: have one or two drinks of an alcoholic beverage nearly every day?	91
218	How wrong do your parents feel it would be for YOU to: smoke tobacco?	91
219	How wrong do your parents feel it would be for YOU to: smoke marijuana?	91
220	How wrong do your parents feel it would be for YOU to: use prescription drugs not prescribed to you?	92
221	How wrong do your parents feel it would be for YOU to: steal something worth more than \$5?	92
222	How wrong do your parents feel it would be for YOU to: draw graffiti, write things, or draw pictures on buildings or other property (without the owner's permission)?	92
223	How wrong do your parents feel it would be for YOU to: pick a fight with someone?	93
224	During the past 12 months, have you talked with at least one of your parents about the dangers of underage drinking and/or drinking and driving? By parents, we mean either your biological parents, adoptive parents, stepparents, or adult guardians - whether or not they live with you.	93
225	The rules in my family are clear.	93
226	People in my family have serious arguments about the same things, and often insult or yell at each other.	94
227	When I am not at home, one of my parents knows where I am and who I am with.	94
228	My family has clear rules about alcohol and drug use.	94
229	If you skipped school would you be caught by your parents?	95
230	My parents ask if I've gotten my homework done.	95
231	Would your parents know if you did not come home on time?	95
232	Do you know how to properly dispose of leftover prescription drugs?	96

233	Have any of your brothers or sisters ever: drunk beer, wine or hard liquor (for example, vodka, whiskey or gin)?	96
234	Have any of your brothers or sisters ever: smoked marijuana?	96
235	Have any of your brothers or sisters ever: smoked cigarettes?	96
236	Have any of your brothers or sisters ever: taken a handgun to school? .	97
237	Have any of your brothers or sisters ever: been suspended or expelled from school?	97
238	Have any of your brothers or sisters ever: used e-cigarettes, e-cigars or e-hookahs?	97
239	Have any of your brothers or sisters ever: used prescription drugs not prescribed to him/her?	97
240	Have you changed homes in the past year (the last 12 months)? . .	98
241	How many times have you changed homes since kindergarten? . . .	98
242	Have you changed schools (including changing from elementary to middle and middle to high school) in the past year?	98
243	How many times have you changed schools since kindergarten (including changing from elementary to middle and middle to high school)?	99
244	Has anyone in your family ever had severe alcohol or drug problems? .	99
245	About how many adults (over 21) have you known personally who in the past year have: used marijuana, crack, cocaine, or other drugs? .	99
246	About how many adults (over 21) have you known personally who in the past year have: sold or dealt drugs?	100
247	About how many adults (over 21) have you known personally who in the past year have: done other things that could get them in trouble with the police, like stealing, selling stolen goods, mugging or assaulting others, etc.?	100
248	About how many adults (over 21) have you known personally who in the past year have: gotten drunk or high?	100
249	Have you seen or heard information about underage drinking in the past 12 months from the following sources? Radio	101
250	Have you seen or heard information about underage drinking in the past 12 months from the following sources? TV.	101
251	Have you seen or heard information about underage drinking in the past 12 months from the following sources? Print. This includes information on underage drinking you may have seen in the newspaper, on a billboard, in pamphlets, on stickers, etc.	101
252	Have you seen or heard information about underage drinking in the past 12 months from the following sources? Website or social media? (Facebook, Myspace, website, etc.)	101
253	The next questions ask about your opinions of the information you saw or heard. If you have seen or heard more than one ad, please think about your favorite ad when answering these questions. The information about underage drinking that I saw or heard was convincing.	102

254	The next questions ask about your opinions of the information you saw or heard. If you have seen or heard more than one ad, please think about your favorite ad when answering these questions. The information about underage drinking that I saw or heard grabbed my attention.	102
255	The next questions ask about your opinions of the information you saw or heard. If you have seen or heard more than one ad, please think about your favorite ad when answering these questions. The information about underage drinking that I saw or heard said something important to me.	102
256	The next questions ask about your opinions of the information you saw or heard. If you have seen or heard more than one ad, please think about your favorite ad when answering these questions. Seeing or hearing this information about underage drinking made me want to stop or decrease my drinking.	103
257	How honest were you in filling out this survey?	103

List of Figures

1	Grade Chart	12
2	Gender Chart	13
3	Age Chart	14
4	Ethnic Origin Chart	15

1 INTRODUCTION

This report was generated from data collected on the *2015 Arkansas Prevention Needs Assessment Student Survey*. This report contains basic frequency tables of all data collected and graphs on the selected demographic variables of grade, gender, age and ethnic origin. The graph on ethnic origin is represented as a bar chart rather than as a pie chart. This is because students were allowed to mark more than one response for ethnic origin as opposed to being allowed to mark only one response. The bars represent the percent of students who marked each of the ethnic categories.

Questions regarding the information found in this report can be directed to:

Pride Surveys

2140 Newmarket Parkway Suite 116 Marietta, GA 30067 1-800-279-6361
www.pridesurveys.com

Grade Chart

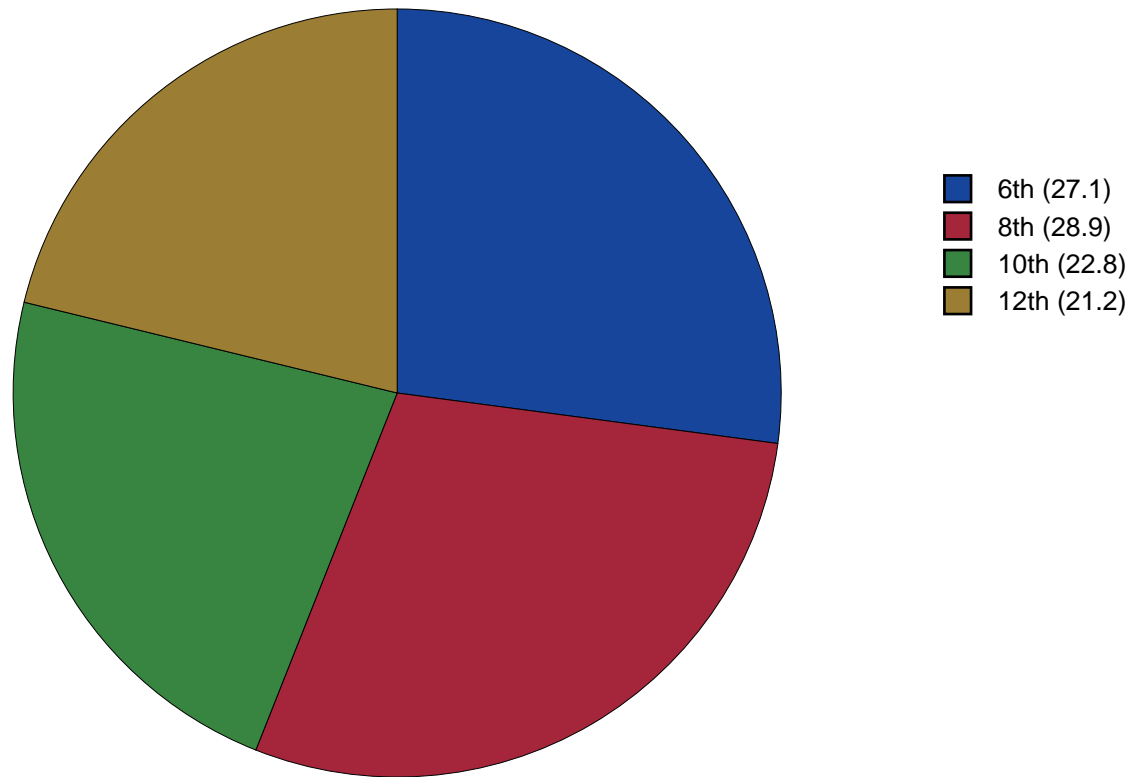


Figure 1: Grade Chart

Gender Chart

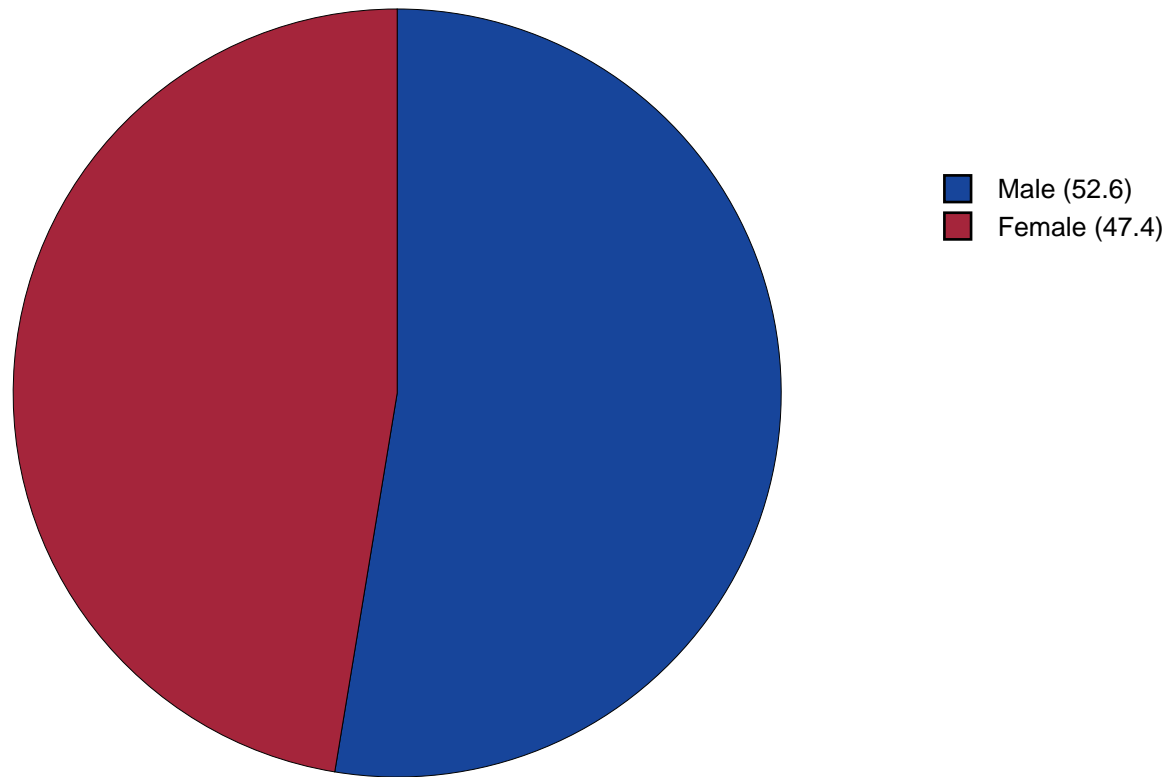


Figure 2: Gender Chart

Age Chart

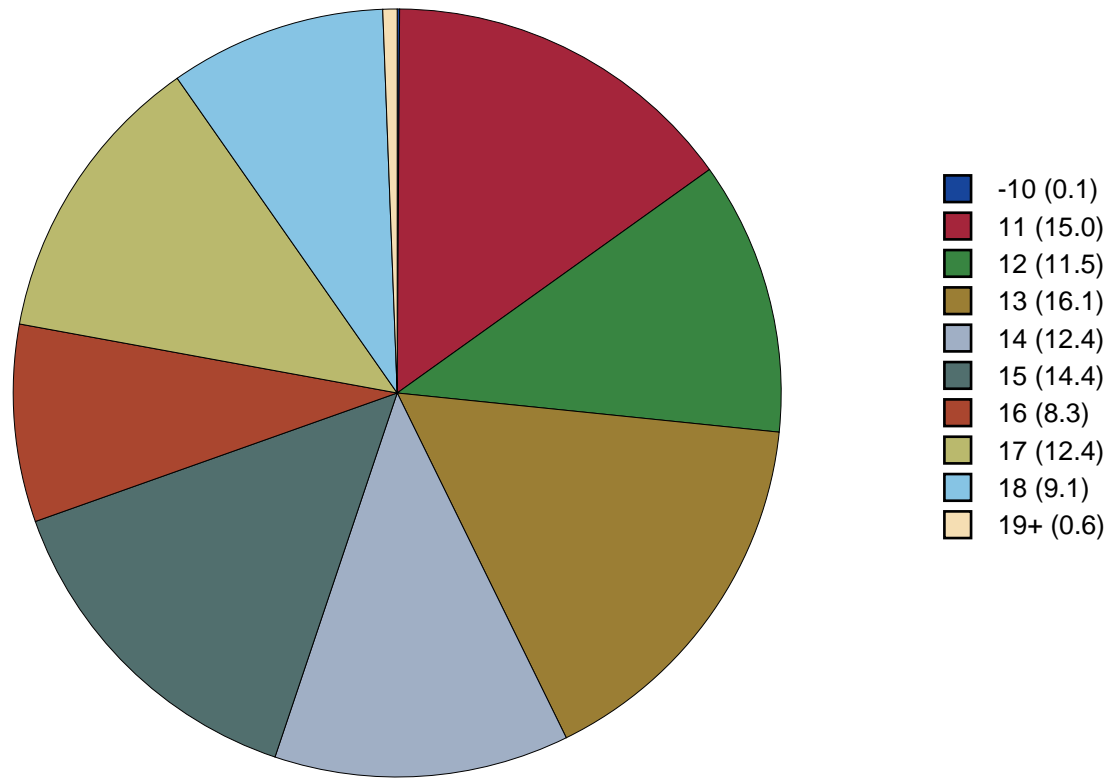


Figure 3: Age Chart

Ethnic Origin Chart

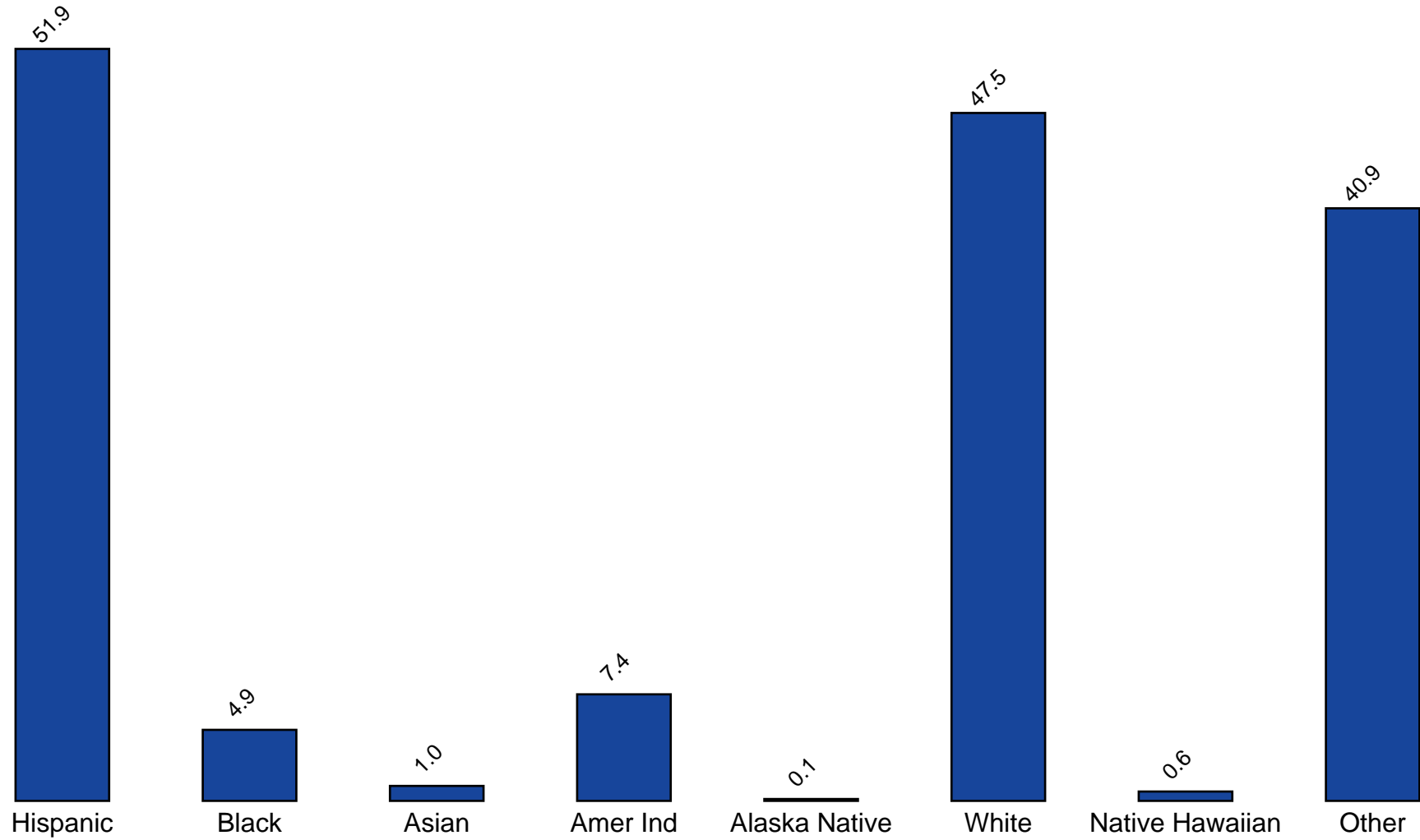


Figure 4: Ethnic Origin Chart

2 PERCENTAGE TABLES

The following tables contain frequency distribution detailing how your students responded to each question on the survey. The tables appear in the same order as the questions on the survey. The tables include breakdowns by grade level as well as overall percentages. The *N of Valid* row is a frequency count of the number of valid responses to each question for each grade and overall. The *N of Miss* row is a frequency count of the number of invalid (marked more than one response) or missing (i.e. did not respond) responses to each question for each grade and overall.

For the questions that allowed more than one response (i.e. race, live with, etc.) each response becomes a separate table. If a student did not mark the response, that was counted as a NO response, and if they did mark the response, that was counted as a YES response. Since a non response is a valid response for these questions, the *N of Miss* will always be zero for these questions.

Table 1: Sex



Response	6	8	10	12	Total	
Male	55.2	54.5	49.4	50.0	52.6	
Female	44.8	45.5	50.6	50.0	47.4	
N of Valid	210	224	176	164	774	
N of Miss	0	0	1	0	1	

Table 2: Age











Response	6	8	10	12	Total	
10 or younger	0.5	0.0	0.0	0.0	0.1	
11	55.5	0.0	0.0	0.0	15.0	
12	42.6	0.0	0.0	0.0	11.5	
13	1.4	54.3	0.0	0.0	16.1	
14	0.0	43.0	0.0	0.0	12.4	
15	0.0	2.7	59.7	0.0	14.4	
16	0.0	0.0	36.4	0.0	8.3	
17	0.0	0.0	4.0	54.3	12.4	
18	0.0	0.0	0.0	42.7	9.1	
19 or older	0.0	0.0	0.0	3.0	0.6	
N of Valid	209	223	176	164	772	
N of Miss	1	1	1	0	3	

Table 3: Are you Hispanic or Latino?



Response	6	8	10	12	Total	
No	48.8	51.4	43.1	48.2	48.1	
Yes	51.2	48.6	56.9	51.8	51.9	
N of Valid	203	220	174	164	761	
N of Miss	7	4	3	0	14	

Table 4: What is your race? Black or African American



Response	6	8	10	12	Total	
No	93.8	95.5	94.9	96.3	95.1	
Yes	6.2	4.5	5.1	3.7	4.9	
N of Valid	210	224	177	164	775	
N of Miss	0	0	0	0	0	

Table 5: What is your race? Asian



Response	6	8	10	12	Total	
No	98.6	98.7	99.4	99.4	99.0	
Yes	1.4	1.3	0.6	0.6	1.0	
N of Valid	210	224	177	164	775	
N of Miss	0	0	0	0	0	

Table 6: What is your race? American Indian



Response	6	8	10	12	Total	
No	94.3	91.5	91.0	93.9	92.6	
Yes	5.7	8.5	9.0	6.1	7.4	
N of Valid	210	224	177	164	775	
N of Miss	0	0	0	0	0	

Table 7: What is your race? Alaska Native



Response	6	8	10	12	Total	
No	100.0	99.6	100.0	100.0	99.9	
Yes	0.0	0.4	0.0	0.0	0.1	
N of Valid	210	224	177	164	775	
N of Miss	0	0	0	0	0	

Table 8: What is your race? White



Response	6	8	10	12	Total	
No	59.0	53.1	45.8	50.6	52.5	
Yes	41.0	46.9	54.2	49.4	47.5	
N of Valid	210	224	177	164	775	
N of Miss	0	0	0	0	0	

Table 9: What is your race? Native Hawaiian or Other Pacific Islander



Response	6	8	10	12	Total	
No	99.5	99.6	99.4	98.8	99.4	
Yes	0.5	0.4	0.6	1.2	0.6	
N of Valid	210	224	177	164	775	
N of Miss	0	0	0	0	0	

Table 10: What is your race? Other



Response	6	8	10	12	Total	
No	52.9	53.1	67.8	65.9	59.1	
Yes	47.1	46.9	32.2	34.1	40.9	
N of Valid	210	224	177	164	775	
N of Miss	0	0	0	0	0	

Table 11: What is the highest level of schooling completed by your mother or father?









Response	6	8	10	12	Total	
Completed grade school or less	7.4	9.6	10.4	8.5	9.0	
Some high school	4.0	7.3	19.7	14.0	10.7	
Completed high school	14.9	13.7	18.5	14.0	15.2	
Some college	8.4	12.8	11.6	11.6	11.1	
Completed college	12.9	17.4	19.1	20.7	17.3	
Graduate or professional school after college	5.0	8.2	2.9	9.1	6.3	
Don't know	42.6	29.7	13.9	16.5	26.6	
Does not apply	5.0	1.4	4.0	5.5	3.8	
N of Valid	202	219	173	164	758	
N of Miss	8	5	4	0	17	

Table 12: Think of where you live most of the time. Which of the following people live there with you? Mother



Response	6	8	10	12	Total	
No	13.3	12.5	17.5	16.5	14.7	
Yes	86.7	87.5	82.5	83.5	85.3	
N of Valid	210	224	177	164	775	
N of Miss	0	0	0	0	0	

Table 13: Think of where you live most of the time. Which of the following people live there with you? Stepmother



Response	6	8	10	12	Total	
No	97.1	94.2	96.6	94.5	95.6	
Yes	2.9	5.8	3.4	5.5	4.4	
N of Valid	210	224	177	164	775	
N of Miss	0	0	0	0	0	

Table 14: Think of where you live most of the time. Which of the following people live there with you? Foster Mother



Response	6	8	10	12	Total	
No	99.5	99.6	100.0	100.0	99.7	
Yes	0.5	0.4	0.0	0.0	0.3	
N of Valid	210	224	177	164	775	
N of Miss	0	0	0	0	0	

Table 15: Think of where you live most of the time. Which of the following people live there with you? Grandmother



Response	6	8	10	12	Total	
No	82.4	89.3	95.5	90.9	89.2	
Yes	17.6	10.7	4.5	9.1	10.8	
N of Valid	210	224	177	164	775	
N of Miss	0	0	0	0	0	

Table 16: Think of where you live most of the time. Which of the following people live there with you? Aunt



Response	6	8	10	12	Total	
No	91.4	96.4	96.0	98.2	95.4	
Yes	8.6	3.6	4.0	1.8	4.6	
N of Valid	210	224	177	164	775	
N of Miss	0	0	0	0	0	

Table 17: Think of where you live most of the time. Which of the following people live there with you? Father



Response	6	8	10	12	Total	
No	38.6	36.2	39.5	38.4	38.1	
Yes	61.4	63.8	60.5	61.6	61.9	
N of Valid	210	224	177	164	775	
N of Miss	0	0	0	0	0	

Table 18: Think of where you live most of the time. Which of the following people live there with you? Stepfather



Response	6	8	10	12	Total	
No	89.0	84.4	86.4	87.8	86.8	
Yes	11.0	15.6	13.6	12.2	13.2	
N of Valid	210	224	177	164	775	
N of Miss	0	0	0	0	0	

Table 19: Think of where you live most of the time. Which of the following people live there with you? Foster Father



Response	6	8	10	12	Total	
No	99.5	99.6	99.4	100.0	99.6	
Yes	0.5	0.4	0.6	0.0	0.4	
N of Valid	210	224	177	164	775	
N of Miss	0	0	0	0	0	

Table 20: Think of where you live most of the time. Which of the following people live there with you? Grandfather



Response	6	8	10	12	Total	
No	88.6	93.8	96.6	94.5	93.2	
Yes	11.4	6.2	3.4	5.5	6.8	
N of Valid	210	224	177	164	775	
N of Miss	0	0	0	0	0	

Table 21: Think of where you live most of the time. Which of the following people live there with you? Uncle



Response	6	8	10	12	Total	
No	90.0	94.2	96.6	97.0	94.2	
Yes	10.0	5.8	3.4	3.0	5.8	
N of Valid	210	224	177	164	775	
N of Miss	0	0	0	0	0	

Table 22: Think of where you live most of the time. Which of the following people live there with you? Other Adults



Response	6	8	10	12	Total	
No	97.1	97.8	98.3	96.3	97.4	
Yes	2.9	2.2	1.7	3.7	2.6	
N of Valid	210	224	177	164	775	
N of Miss	0	0	0	0	0	

Table 23: Think of where you live most of the time. Which of the following people live there with you? Brother(s)



Response	6	8	10	12	Total	
No	42.4	44.2	47.5	50.6	45.8	
Yes	57.6	55.8	52.5	49.4	54.2	
N of Valid	210	224	177	164	775	
N of Miss	0	0	0	0	0	

Table 24: Think of where you live most of the time. Which of the following people live there with you? Stepbrother(s)



Response	6	8	10	12	Total	
No	94.8	96.9	94.4	98.2	96.0	
Yes	5.2	3.1	5.6	1.8	4.0	
N of Valid	210	224	177	164	775	
N of Miss	0	0	0	0	0	

Table 25: Think of where you live most of the time. Which of the following people live there with you? Sister(s)



Response	6	8	10	12	Total	
No	49.5	49.1	50.8	59.1	51.7	
Yes	50.5	50.9	49.2	40.9	48.3	
N of Valid	210	224	177	164	775	
N of Miss	0	0	0	0	0	

Table 26: Think of where you live most of the time. Which of the following people live there with you? Stepsister(s)

Response	6	8	10	12	Total	
No	95.7	95.5	96.0	97.0	96.0	
Yes	4.3	4.5	4.0	3.0	4.0	
N of Valid	210	224	177	164	775	
N of Miss	0	0	0	0	0	

Table 27: Think of where you live most of the time. Which of the following people live there with you? Other Children

Response	6	8	10	12	Total	
No	93.8	94.6	94.4	93.3	94.1	
Yes	6.2	5.4	5.6	6.7	5.9	
N of Valid	210	224	177	164	775	
N of Miss	0	0	0	0	0	

Table 28: In my school, students have lots of chances to help decide things like class activities and rules.

Response	6	8	10	12	Total	
NO!	17.7	9.1	8.6	7.3	10.9	
no	41.9	28.2	31.6	34.1	33.9	
yes	31.5	51.8	49.4	45.7	44.5	
YES!	8.9	10.9	10.3	12.8	10.6	
N of Valid	203	220	174	164	761	
N of Miss	7	4	3	0	14	

Table 29: Teachers ask me to work on special classroom projects.

Response	6	8	10	12	Total	
NO!	4.4	6.0	5.1	7.3	5.7	
no	30.2	39.8	47.4	31.1	37.1	
yes	47.3	43.5	45.1	52.4	46.8	
YES!	18.0	10.6	2.3	9.1	10.4	
N of Valid	205	216	175	164	760	
N of Miss	5	8	2	0	15	

Table 30: My teacher(s) notices when I am doing a good job and lets me know about it.

Response	6	8	10	12	Total
NO!	2.9	5.0	6.3	7.3	5.2
no	18.4	23.1	20.7	17.7	20.1
yes	48.8	49.3	59.2	55.5	52.7
YES!	30.0	22.6	13.8	19.5	21.9
N of Valid	207	221	174	164	766
N of Miss	3	3	3	0	9

Table 31: There are lots of chances for students in my school to get involved in sports, clubs, and other school activities outside of class.

Response	6	8	10	12	Total
NO!	1.0	1.8	1.7	1.2	1.4
no	11.1	6.3	5.2	3.7	6.8
yes	43.0	34.8	35.3	40.2	38.3
YES!	44.9	57.0	57.8	54.9	53.5
N of Valid	207	221	173	164	765
N of Miss	3	3	4	0	10

Table 32: There are lots of chances for students in my school to talk with a teacher one-on-one.

Response	6	8	10	12	Total
NO!	3.9	2.3	2.9	3.7	3.2
no	16.6	16.7	17.4	10.4	15.5
yes	43.9	52.9	48.3	54.0	49.7
YES!	35.6	28.1	31.4	31.9	31.7
N of Valid	205	221	172	163	761
N of Miss	5	3	5	1	14

Table 33: I feel safe at my school.

Response	6	8	10	12	Total
NO!	2.9	5.0	1.7	3.1	3.3
no	8.3	10.0	9.2	7.4	8.8
yes	39.8	51.1	53.8	61.3	50.9
YES!	49.0	33.9	35.3	28.2	37.1
N of Valid	206	221	173	163	763
N of Miss	4	3	4	1	12

Table 34: The school lets my parents know when I have done something well.

Response	6	8	10	12	Total
NO!	11.7	19.2	16.8	18.3	16.4
no	29.1	36.1	47.4	49.4	39.6
yes	40.8	35.6	31.8	26.2	34.1
YES!	18.4	9.1	4.0	6.1	9.8
N of Valid	206	219	173	164	762
N of Miss	4	5	4	0	13

Table 35: My teachers praise me when I work hard in school.

Response	6	8	10	12	Total
NO!	12.1	14.1	10.4	12.9	12.5
no	29.3	35.9	42.8	38.7	36.3
yes	41.9	43.2	41.6	41.7	42.2
YES!	16.7	6.8	5.2	6.7	9.0
N of Valid	198	220	173	163	754
N of Miss	12	4	4	1	21

Table 36: Are your school grades better than the grades of most students in your class?

Response	6	8	10	12	Total
NO!	8.4	9.2	4.6	4.9	7.0
no	33.0	29.8	30.1	25.2	29.7
yes	46.8	51.8	53.2	57.7	52.0
YES!	11.8	9.2	12.1	12.3	11.2
N of Valid	203	218	173	163	757
N of Miss	7	6	4	1	18

Table 37: I have lots of chances to be part of class discussions or activities.

Response	6	8	10	12	Total
NO!	2.9	5.5	0.0	3.7	3.1
no	14.6	18.7	18.3	11.7	16.0
yes	49.5	50.2	60.6	62.6	55.0
YES!	33.0	25.6	21.1	22.1	25.8
N of Valid	206	219	175	163	763
N of Miss	4	5	2	1	12

Table 38: Now thinking back over the past year in school, how often did you: enjoy being in school?

Response	6	8	10	12	Total
Never	5.4	10.0	4.0	4.9	6.3
Seldom	7.8	15.0	10.3	17.1	12.5
Sometimes	37.3	37.3	41.7	35.4	37.9
Often	25.0	28.6	30.3	31.7	28.7
Almost always	24.5	9.1	13.7	11.0	14.7
N of Valid	204	220	175	164	763
N of Miss	6	4	2	0	12

Table 39: Now thinking back over the past year in school, how often did you: hate being in school?






Response	6	8	10	12	Total	
Never	17.2	5.0	6.3	1.8	7.9	
Seldom	25.6	24.5	29.7	29.4	27.1	
Sometimes	38.9	35.0	41.7	36.8	38.0	
Often	10.3	20.5	16.0	23.9	17.5	
Almost always	7.9	15.0	6.3	8.0	9.6	
N of Valid	203	220	175	163	761	
N of Miss	7	4	2	1	14	

Table 40: Now thinking back over the past year in school, how often did you: try to do your best work in school?






Response	6	8	10	12	Total	
Never	0.5	0.5	0.0	0.0	0.3	
Seldom	0.5	0.9	0.6	1.2	0.8	
Sometimes	6.8	11.3	15.0	18.5	12.5	
Often	21.3	34.4	41.0	37.7	33.0	
Almost always	71.0	52.9	43.4	42.6	53.5	
N of Valid	207	221	173	162	763	
N of Miss	3	3	4	2	12	

Table 41: How often do you feel that the school work you are assigned is meaningful and important?






Response	6	8	10	12	Total	
Never	3.9	8.6	5.2	6.7	6.2	
Seldom	7.3	14.5	12.7	16.0	12.5	
Sometimes	20.0	29.9	37.6	49.1	33.1	
Often	37.6	29.0	34.7	19.6	30.6	
Almost always	31.2	18.1	9.8	8.6	17.7	
N of Valid	205	221	173	163	762	
N of Miss	5	3	4	1	13	

Table 42: Putting them all together, what were your grades like last year?

Response	6	8	10	12	Total
Mostly F's	0.5	1.4	0.0	0.0	0.5
Mostly D's	2.1	2.8	2.9	2.5	2.6
Mostly C's	13.2	18.0	23.3	18.4	18.1
Mostly B's	48.4	43.1	40.1	42.9	43.8
Mostly A's	35.8	34.6	33.7	36.2	35.1
N of Valid	190	211	172	163	736
N of Miss	20	13	5	1	39

Table 43: How important do you think the things you are learning in school are going to be for your later life?

Response	6	8	10	12	Total
Very important	60.2	32.4	19.0	15.2	33.2
Quite important	21.4	25.2	29.9	25.6	25.3
Fairly important	12.1	25.7	35.1	36.0	26.4
Slightly important	5.3	12.6	13.2	20.1	12.4
Not at all important	1.0	4.1	2.9	3.0	2.7
N of Valid	206	222	174	164	766
N of Miss	4	2	3	0	9

Table 44: Do your parents care about your skipping or cutting school?

Response	6	8	10	12	Total
Yes	92.3	95.0	96.0	95.1	94.5
No	7.7	5.0	4.0	4.9	5.5
N of Valid	207	222	174	163	766
N of Miss	3	2	3	1	9

Table 45: During the LAST FOUR WEEKS how many whole days of school have you missed because you skipped or 'cut'?








Response	6	8	10	12	Total	
None	76.3	79.6	74.1	65.6	74.5	
1	8.2	6.3	11.5	10.4	8.9	
2	7.2	4.5	5.2	8.6	6.3	
3	5.3	2.3	4.0	8.6	4.8	
4-5	1.9	5.4	2.3	4.9	3.7	
6-10	0.5	1.4	2.9	1.8	1.6	
11 or more	0.5	0.5	0.0	0.0	0.3	
N of Valid	207	221	174	163	765	
N of Miss	3	3	3	1	10	

Table 46: What are the chances you would be seen as cool if you: smoked cigarettes?






Response	6	8	10	12	Total	
No or very little chance	89.8	74.4	74.1	60.5	75.5	
Little chance	4.4	12.3	14.9	23.5	13.2	
Some chance	2.9	7.8	6.9	13.0	7.4	
Pretty good chance	1.5	3.2	3.4	1.9	2.5	
Very good chance	1.5	2.3	0.6	1.2	1.4	
N of Valid	205	219	174	162	760	
N of Miss	5	5	3	2	15	

Table 47: What are the chances you would be seen as cool if you: worked hard at school?






Response	6	8	10	12	Total	
No or very little chance	5.4	6.8	8.0	11.7	7.8	
Little chance	9.3	13.2	14.9	14.7	12.9	
Some chance	12.7	27.4	25.9	30.7	23.8	
Pretty good chance	27.9	28.3	34.5	28.2	29.6	
Very good chance	44.6	24.2	16.7	14.7	25.9	
N of Valid	204	219	174	163	760	
N of Miss	6	5	3	1	15	

Table 48: What are the chances you would be seen as cool if you: began drinking alcoholic beverages regularly, that is, at least once or twice a month?


Response	6	8	10	12	Total	
No or very little chance	88.3	63.9	48.9	36.2	61.2	
Little chance	5.3	13.2	23.0	20.9	15.0	
Some chance	3.9	13.7	13.8	18.4	12.1	
Pretty good chance	1.0	4.6	10.3	15.3	7.2	
Very good chance	1.5	4.6	4.0	9.2	4.6	
N of Valid	206	219	174	163	762	
N of Miss	4	5	3	1	13	

Table 49: What are the chances you would be seen as cool if you: defended someone who was being bullied?

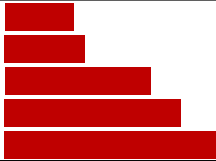
Response	6	8	10	12	Total	
No or very little chance	9.2	9.6	7.5	8.6	8.8	
Little chance	9.2	10.5	13.3	9.8	10.6	
Some chance	20.4	21.5	20.2	24.5	21.6	
Pretty good chance	20.9	25.1	31.2	30.7	26.5	
Very good chance	40.3	33.3	27.7	26.4	32.5	
N of Valid	206	219	173	163	761	
N of Miss	4	5	4	1	14	

Table 50: What are the chances you would be seen as cool if you: smoked marijuana?


Response	6	8	10	12	Total	
No or very little chance	89.4	66.2	54.6	44.8	65.3	
Little chance	3.9	10.5	15.5	14.7	10.7	
Some chance	2.4	6.8	10.9	14.1	8.1	
Pretty good chance	1.4	7.3	8.0	14.1	7.3	
Very good chance	2.9	9.1	10.9	12.3	8.5	
N of Valid	207	219	174	163	763	
N of Miss	3	5	3	1	12	

Table 51: What are the chances you would be seen as cool if you: carried a handgun?






Response	6	8	10	12	Total	
No or very little chance	83.0	76.8	74.4	73.5	77.2	
Little chance	9.2	10.0	15.7	16.0	12.4	
Some chance	3.4	5.5	4.1	6.8	4.9	
Pretty good chance	1.9	3.6	4.7	1.2	2.9	
Very good chance	2.4	4.1	1.2	2.5	2.6	
N of Valid	206	220	172	162	760	
N of Miss	4	4	5	2	15	

Table 52: What are the chances you would be seen as cool if you: used e-cigarettes, e-cigars or e-hookahs?






Response	6	8	10	12	Total	
No or very little chance	90.7	73.3	58.1	55.2	70.6	
Little chance	3.4	9.7	14.5	12.9	9.8	
Some chance	2.5	8.8	12.8	14.1	9.1	
Pretty good chance	2.0	5.1	9.3	8.6	6.0	
Very good chance	1.5	3.2	5.2	9.2	4.5	
N of Valid	204	217	172	163	756	
N of Miss	6	7	5	1	19	

Table 53: What are the chances you would be seen as cool if you: bullied someone or cyber bullied someone?






Response	6	8	10	12	Total	
No or very little chance	87.0	83.1	79.9	84.0	83.6	
Little chance	7.2	9.6	9.2	7.4	8.4	
Some chance	3.9	4.6	7.5	5.5	5.2	
Pretty good chance	1.0	1.8	1.7	1.2	1.4	
Very good chance	1.0	0.9	1.7	1.8	1.3	
N of Valid	207	219	174	163	763	
N of Miss	3	5	3	1	12	

Table 54: Think of your four best friends (the friends you feel closest to). In the past year (12 months), how many of your best friends have: participated in clubs, organizations or activities at school?






Response	6	8	10	12	Total	
0	16.9	11.6	4.6	8.5	10.8	
1	12.6	10.2	8.6	9.1	10.3	
2	17.9	15.8	21.3	14.0	17.2	
3	18.8	15.3	18.4	14.0	16.7	
4	33.8	47.0	47.1	54.3	45.0	
N of Valid	207	215	174	164	760	
N of Miss	3	9	3	0	15	

Table 55: Think of your four best friends (the friends you feel closest to). In the past year (12 months), how many of your best friends have: smoked cigarettes?






Response	6	8	10	12	Total	
0	94.1	84.2	72.4	53.7	77.6	
1	4.4	9.3	13.8	25.0	12.4	
2	1.5	1.9	8.0	8.5	4.6	
3	0.0	2.3	2.9	4.9	2.4	
4	0.0	2.3	2.9	7.9	3.0	
N of Valid	205	215	174	164	758	
N of Miss	5	9	3	0	17	

Table 56: Think of your four best friends (the friends you feel closest to). In the past year (12 months), how many of your best friends have: tried beer, wine or hard liquor (for example, vodka, whiskey, or gin) when their parents didn't know about it?






Response	6	8	10	12	Total	
0	78.8	69.0	42.5	29.3	57.1	
1	14.4	12.5	16.7	18.9	15.4	
2	4.3	5.6	20.7	13.4	10.4	
3	1.0	5.1	7.5	9.8	5.5	
4	1.4	7.9	12.6	28.7	11.7	
N of Valid	208	216	174	164	762	
N of Miss	2	8	3	0	13	

Table 57: Think of your four best friends (the friends you feel closest to). In the past year (12 months), how many of your best friends have: used e-cigarettes, e-cigars, or e-hookahs?






Response	6	8	10	12	Total	
0	95.2	79.5	66.7	58.5	76.3	
1	4.3	11.6	14.4	15.9	11.2	
2	0.0	3.3	10.9	9.8	5.5	
3	0.0	1.4	3.4	9.1	3.2	
4	0.5	4.2	4.6	6.7	3.8	
N of Valid	208	215	174	164	761	
N of Miss	2	9	3	0	14	

Table 58: Think of your four best friends (the friends you feel closest to). In the past year (12 months), how many of your best friends have: used marijuana?






Response	6	8	10	12	Total	
0	95.7	80.5	65.5	45.7	73.7	
1	2.4	10.7	10.3	19.5	10.2	
2	0.0	2.8	10.9	11.0	5.7	
3	1.0	3.3	4.0	10.4	4.3	
4	1.0	2.8	9.2	13.4	6.0	
N of Valid	208	215	174	164	761	
N of Miss	2	9	3	0	14	

Table 59: Think of your four best friends (the friends you feel closest to). In the past year (12 months), how many of your best friends have: used prescription drugs or non-prescription drugs for the purpose of getting high?






Response	6	8	10	12	Total	
0	93.2	88.9	86.8	81.1	87.9	
1	5.3	5.5	7.5	10.4	7.0	
2	0.0	2.8	2.3	4.9	2.4	
3	0.0	0.0	0.6	2.4	0.7	
4	1.4	2.8	2.9	1.2	2.1	
N of Valid	207	217	174	164	762	
N of Miss	3	7	3	0	13	

Table 60: Think of your four best friends (the friends you feel closest to). In the past year (12 months), how many of your best friends have: used synthetic marijuana (K2, spice) or bath salts?






Response	6	8	10	12	Total	
0	98.5	94.0	92.5	92.1	94.5	
1	0.0	2.8	4.6	3.7	2.6	
2	0.5	1.4	1.1	2.4	1.3	
3	0.0	0.9	0.6	1.2	0.7	
4	1.0	0.9	1.1	0.6	0.9	
N of Valid	204	216	174	164	758	
N of Miss	6	8	3	0	17	

Table 61: Think of your four best friends (the friends you feel closest to). In the past year (12 months), how many of your best friends have: used LSD, cocaine, amphetamines, or other illegal drugs?






Response	6	8	10	12	Total	
0	94.6	91.2	92.5	90.2	92.2	
1	3.4	6.0	4.0	7.3	5.1	
2	0.5	0.0	1.1	0.6	0.5	
3	1.0	0.9	0.0	1.2	0.8	
4	0.5	1.9	2.3	0.6	1.3	
N of Valid	205	216	174	164	759	
N of Miss	5	8	3	0	16	

Table 62: Think of your four best friends (the friends you feel closest to). In the past year (12 months), how many of your best friends have: been bullied?






Response	6	8	10	12	Total	
0	50.5	53.0	67.2	72.6	59.8	
1	22.8	17.7	15.5	14.0	17.8	
2	11.2	14.4	7.5	8.5	10.7	
3	5.8	4.7	3.4	3.7	4.5	
4	9.7	10.2	6.3	1.2	7.2	
N of Valid	206	215	174	164	759	
N of Miss	4	9	3	0	16	

Table 63: Think of your four best friends (the friends you feel closest to). In the past year (12 months), how many of your best friends have: been suspended from school?






Response	6	8	10	12	Total	
0	70.7	64.8	66.7	86.6	71.5	
1	17.6	17.1	16.7	7.9	15.2	
2	8.8	12.5	6.9	2.4	8.0	
3	2.0	3.7	4.0	3.0	3.2	
4	1.0	1.9	5.7	0.0	2.1	
N of Valid	205	216	174	164	759	
N of Miss	5	8	3	0	16	

Table 64: Think of your four best friends (the friends you feel closest to). In the past year (12 months), how many of your best friends have: carried a handgun?






Response	6	8	10	12	Total	
0	97.6	92.2	93.7	93.3	94.2	
1	0.5	2.8	2.9	3.0	2.2	
2	1.0	1.8	2.3	2.4	1.8	
3	0.0	0.9	0.6	1.2	0.7	
4	1.0	2.3	0.6	0.0	1.0	
N of Valid	207	217	174	164	762	
N of Miss	3	7	3	0	13	

Table 65: Think of your four best friends (the friends you feel closest to). In the past year (12 months), how many of your best friends have: sold illegal drugs?






Response	6	8	10	12	Total	
0	99.0	91.2	92.4	84.8	92.2	
1	0.5	5.1	2.9	11.0	4.6	
2	0.5	0.5	2.3	1.8	1.2	
3	0.0	1.4	1.2	1.2	0.9	
4	0.0	1.9	1.2	1.2	1.1	
N of Valid	203	215	172	164	754	
N of Miss	7	9	5	0	21	

Table 66: Think of your four best friends (the friends you feel closest to). In the past year (12 months), how many of your best friends have: regularly attended religious services?






Response	6	8	10	12	Total	
0	41.9	18.6	13.4	20.1	23.9	
1	11.1	17.1	15.7	12.8	14.2	
2	8.1	16.2	26.7	25.0	18.4	
3	8.6	15.2	18.6	19.5	15.2	
4	30.3	32.9	25.6	22.6	28.2	
N of Valid	198	210	172	164	744	
N of Miss	12	14	5	0	31	

Table 67: Think of your four best friends (the friends you feel closest to). In the past year (12 months), how many of your best friends have: stolen or tried to steal a motor vehicle such as a car or motorcycle?





Response	6	8	10	12	Total	
0	98.6	97.7	97.7	97.0	97.8	
1	1.4	1.4	1.7	1.8	1.6	
2	0.0	0.0	0.0	0.0	0.0	
3	0.0	0.5	0.0	1.2	0.4	
4	0.0	0.5	0.6	0.0	0.3	
N of Valid	207	217	174	164	762	
N of Miss	3	7	3	0	13	

Table 68: Think of your four best friends (the friends you feel closest to). In the past year (12 months), how many of your best friends have: been arrested?






Response	6	8	10	12	Total	
0	96.6	88.5	90.8	81.0	89.6	
1	2.4	6.9	5.8	12.9	6.7	
2	0.5	3.7	1.7	3.7	2.4	
3	0.0	0.5	0.0	2.5	0.7	
4	0.5	0.5	1.7	0.0	0.7	
N of Valid	206	217	173	163	759	
N of Miss	4	7	4	1	16	

Table 69: Think of your four best friends (the friends you feel closest to). In the past year (12 months), how many of your best friends have: dropped out of school?






Response	6	8	10	12	Total	
0	95.6	94.9	92.5	93.9	94.3	
1	2.4	2.8	5.2	4.3	3.5	
2	0.0	1.8	1.1	1.2	1.1	
3	1.5	0.5	0.0	0.6	0.7	
4	0.5	0.0	1.1	0.0	0.4	
N of Valid	206	217	174	164	761	
N of Miss	4	7	3	0	14	

Table 70: Think of your four best friends (the friends you feel closest to). In the past year (12 months), how many of your best friends have: been members of a gang?






Response	6	8	10	12	Total	
0	93.1	91.7	93.1	96.3	93.4	
1	3.0	4.1	2.3	2.4	3.0	
2	1.5	0.5	1.1	0.0	0.8	
3	1.0	0.9	1.1	1.2	1.1	
4	1.5	2.8	2.3	0.0	1.7	
N of Valid	202	217	174	164	757	
N of Miss	8	7	3	0	18	

Table 71: How old were you when you first: smoked marijuana?










Response	6	8	10	12	Total	
Never	99.0	91.7	83.4	63.8	85.8	
10 or younger	1.0	0.5	0.0	1.2	0.7	
11	0.0	0.9	1.8	0.0	0.7	
12	0.0	1.4	0.6	2.5	1.1	
13	0.0	4.6	3.6	4.3	3.0	
14	0.0	0.9	5.3	4.9	2.5	
15	0.0	0.0	4.7	8.0	2.8	
16	0.0	0.0	0.6	7.4	1.7	
17 or older	0.0	0.0	0.0	8.0	1.7	
N of Valid	206	217	169	163	755	
N of Miss	4	7	8	1	20	

Table 72: How old were you when you first: smoked a cigarette, even just a puff?










Response	6	8	10	12	Total	
Never	95.7	85.3	76.2	55.9	79.8	
10 or younger	2.4	4.1	7.6	5.0	4.6	
11	1.4	2.3	1.7	0.6	1.6	
12	0.0	4.6	1.2	5.0	2.6	
13	0.5	2.3	4.7	6.2	3.2	
14	0.0	1.4	5.8	6.2	3.0	
15	0.0	0.0	2.9	6.2	2.0	
16	0.0	0.0	0.0	7.5	1.6	
17 or older	0.0	0.0	0.0	7.5	1.6	
N of Valid	208	217	172	161	758	
N of Miss	2	7	5	3	17	

Table 73: How old were you when you first: had more than a sip or two of beer, wine or hard liquor (for example, vodka, whiskey, or gin)?










Response	6	8	10	12	Total	
Never	83.9	60.8	52.9	30.2	58.7	
10 or younger	6.8	12.4	6.4	8.0	8.6	
11	8.3	5.1	1.7	2.5	4.6	
12	1.0	5.5	5.2	6.2	4.4	
13	0.0	12.0	7.0	6.2	6.3	
14	0.0	3.7	12.8	13.0	6.7	
15	0.0	0.5	11.6	8.0	4.5	
16	0.0	0.0	1.7	14.2	3.4	
17 or older	0.0	0.0	0.6	11.7	2.6	
N of Valid	205	217	172	162	756	
N of Miss	5	7	5	2	19	

Table 74: How old were you when you first: began drinking alcoholic beverages regularly, that is, at least once or twice a month?










Response	6	8	10	12	Total	
Never	96.6	92.2	85.5	61.3	85.2	
10 or younger	1.5	0.5	0.0	1.2	0.8	
11	1.0	0.0	1.2	0.0	0.5	
12	1.0	2.8	1.2	0.6	1.5	
13	0.0	4.1	0.6	1.8	1.7	
14	0.0	0.5	4.7	3.1	1.8	
15	0.0	0.0	5.8	6.1	2.6	
16	0.0	0.0	1.2	9.2	2.2	
17 or older	0.0	0.0	0.0	16.6	3.6	
N of Valid	206	217	172	163	758	
N of Miss	4	7	5	1	17	

Table 75: How old were you when you first: used Daztrex?


Response	6	8	10	12	Total	
Never	100.0	100.0	100.0	100.0	100.0	
10 or younger	0.0	0.0	0.0	0.0	0.0	
11	0.0	0.0	0.0	0.0	0.0	
12	0.0	0.0	0.0	0.0	0.0	
13	0.0	0.0	0.0	0.0	0.0	
14	0.0	0.0	0.0	0.0	0.0	
15	0.0	0.0	0.0	0.0	0.0	
16	0.0	0.0	0.0	0.0	0.0	
17 or older	0.0	0.0	0.0	0.0	0.0	
N of Valid	201	215	171	161	748	
N of Miss	9	9	6	3	27	

Table 76: How old were you when you first: got suspended from school?

Response	6	8	10	12	Total	
Never	94.2	83.6	78.5	77.8	84.1	
10 or younger	3.9	0.9	1.2	4.3	2.5	
11	1.9	6.4	2.9	3.1	3.7	
12	0.0	4.6	2.9	1.2	2.2	
13	0.0	3.7	3.5	5.6	3.0	
14	0.0	0.9	6.4	4.9	2.8	
15	0.0	0.0	4.7	2.5	1.6	
16	0.0	0.0	0.0	0.6	0.1	
17 or older	0.0	0.0	0.0	0.0	0.0	
N of Valid	206	219	172	162	759	
N of Miss	4	5	5	2	16	

Table 77: How old were you when you first: got arrested?

Response	6	8	10	12	Total	
Never	100.0	98.2	96.5	94.5	97.5	
10 or younger	0.0	0.5	0.0	0.6	0.3	
11	0.0	0.0	1.2	0.6	0.4	
12	0.0	0.5	0.6	0.0	0.3	
13	0.0	0.5	0.6	0.6	0.4	
14	0.0	0.5	0.6	0.0	0.3	
15	0.0	0.0	0.0	0.0	0.0	
16	0.0	0.0	0.6	0.0	0.1	
17 or older	0.0	0.0	0.0	3.7	0.8	
N of Valid	207	218	172	163	760	
N of Miss	3	6	5	1	15	

Table 78: How old were you when you first: carried a handgun?









Response	6	8	10	12	Total	
Never	97.6	92.2	95.3	98.2	95.6	
10 or younger	1.5	4.1	1.7	0.0	2.0	
11	1.0	1.8	0.0	0.0	0.8	
12	0.0	0.5	0.6	0.0	0.3	
13	0.0	0.0	0.6	0.0	0.1	
14	0.0	1.4	0.6	0.0	0.5	
15	0.0	0.0	0.6	1.2	0.4	
16	0.0	0.0	0.0	0.0	0.0	
17 or older	0.0	0.0	0.6	0.6	0.3	
N of Valid	206	217	172	163	758	
N of Miss	4	7	5	1	17	

Table 79: How old were you when you first: used e-cigarettes, e-cigars, or e-hookahs?










Response	6	8	10	12	Total	
Never	98.0	87.1	83.0	70.6	85.5	
10 or younger	0.5	0.9	0.0	0.6	0.5	
11	1.5	1.4	0.0	0.0	0.8	
12	0.0	4.6	2.9	1.2	2.3	
13	0.0	3.7	1.8	1.2	1.7	
14	0.0	2.3	5.3	3.1	2.5	
15	0.0	0.0	6.4	1.2	1.7	
16	0.0	0.0	0.6	12.3	2.8	
17 or older	0.0	0.0	0.0	9.8	2.1	
N of Valid	202	217	171	163	753	
N of Miss	8	7	6	1	22	

Table 80: How old were you when you first: belonged to a gang?








Response	6	8	10	12	Total	
Never	96.5	98.2	97.1	98.8	97.6	
10 or younger	1.5	0.5	1.7	0.0	0.9	
11	1.5	0.0	0.0	0.0	0.4	
12	0.5	0.0	0.6	0.0	0.3	
13	0.0	0.9	0.6	0.0	0.4	
14	0.0	0.5	0.0	0.6	0.3	
15	0.0	0.0	0.0	0.0	0.0	
16	0.0	0.0	0.0	0.0	0.0	
17 or older	0.0	0.0	0.0	0.6	0.1	
N of Valid	202	218	172	163	755	
N of Miss	8	6	5	1	20	

Table 81: How old were you when you first: used prescription drugs not prescribed to you?










Response	6	8	10	12	Total	
Never	98.5	94.0	93.6	89.0	94.1	
10 or younger	1.0	1.4	1.2	1.8	1.3	
11	0.5	0.5	0.6	0.0	0.4	
12	0.0	1.8	0.6	0.6	0.8	
13	0.0	1.8	1.2	0.6	0.9	
14	0.0	0.5	1.7	1.2	0.8	
15	0.0	0.0	0.6	3.1	0.8	
16	0.0	0.0	0.0	1.8	0.4	
17 or older	0.0	0.0	0.6	1.8	0.5	
N of Valid	205	217	172	163	757	
N of Miss	5	7	5	1	18	

Table 82: How wrong do you think it is for someone your age to: take a handgun to school?



Response	6	8	10	12	Total	
Very wrong	87.1	81.8	85.0	84.8	84.6	
Wrong	10.5	12.7	11.6	10.4	11.4	
A little bit wrong	1.9	5.0	2.3	3.0	3.1	
Not at all wrong	0.5	0.5	1.2	1.8	0.9	
N of Valid	209	220	173	164	766	
N of Miss	1	4	4	0	9	

Table 83: How wrong do you think it is for someone your age to: steal anything?



Response	6	8	10	12	Total	
Very wrong	74.0	63.5	65.3	67.1	67.5	
Wrong	21.6	26.9	28.9	26.2	25.8	
A little bit wrong	3.8	9.1	5.2	6.1	6.2	
Not at all wrong	0.5	0.5	0.6	0.6	0.5	
N of Valid	208	219	173	164	764	
N of Miss	2	5	4	0	11	

Table 84: How wrong do you think it is for someone your age to: pick a fight with someone?



Response	6	8	10	12	Total	
Very wrong	66.2	43.2	40.1	51.2	50.5	
Wrong	22.2	37.3	36.6	31.1	31.7	
A little bit wrong	11.1	15.9	20.9	13.4	15.2	
Not at all wrong	0.5	3.6	2.3	4.3	2.6	
N of Valid	207	220	172	164	763	
N of Miss	3	4	5	0	12	

Table 85: How wrong do you think it is for someone your age to: attack someone with the idea of seriously hurting them?





Response	6	8	10	12	Total	
Very wrong	88.5	74.7	76.9	76.7	79.3	
Wrong	8.7	20.4	17.9	19.0	16.3	
A little bit wrong	2.9	3.2	4.0	3.7	3.4	
Not at all wrong	0.0	1.8	1.2	0.6	0.9	
N of Valid	208	221	173	163	765	
N of Miss	2	3	4	1	10	

Table 86: How wrong do you think it is for someone your age to: stay away from school all day when their parents think they are at school?





Response	6	8	10	12	Total	
Very wrong	82.7	68.2	59.0	46.0	65.3	
Wrong	13.9	21.4	31.2	33.1	24.1	
A little bit wrong	2.9	8.2	9.8	17.2	9.0	
Not at all wrong	0.5	2.3	0.0	3.7	1.6	
N of Valid	208	220	173	163	764	
N of Miss	2	4	4	1	11	

Table 87: How wrong do you think it is for someone your age to: drink beer, wine or hard liquor (for example, vodka, whiskey, or gin) regularly?





Response	6	8	10	12	Total	
Very wrong	84.7	66.7	55.5	32.7	61.9	
Wrong	9.1	16.4	27.2	29.6	19.7	
A little bit wrong	4.8	13.2	13.9	25.3	13.6	
Not at all wrong	1.4	3.7	3.5	12.3	4.8	
N of Valid	209	219	173	162	763	
N of Miss	1	5	4	2	12	

Table 88: How wrong do you think it is for someone your age to: smoke cigarettes?

Response	6	8	10	12	Total	
Very wrong	91.3	75.9	68.2	49.4	72.7	
Wrong	5.3	15.0	19.1	27.2	15.9	
A little bit wrong	2.9	6.8	9.8	16.7	8.5	
Not at all wrong	0.5	2.3	2.9	6.8	2.9	
N of Valid	208	220	173	162	763	
N of Miss	2	4	4	2	12	

Table 89: How wrong do you think it is for someone your age to: smoke marijuana?

Response	6	8	10	12	Total	
Very wrong	92.3	75.9	66.9	51.2	73.1	
Wrong	5.8	11.4	16.3	15.4	11.8	
A little bit wrong	1.0	6.8	9.9	16.7	8.0	
Not at all wrong	1.0	5.9	7.0	16.7	7.1	
N of Valid	208	220	172	162	762	
N of Miss	2	4	5	2	13	

Table 90: How wrong do you think it is for someone your age to: use prescription drugs or non-prescription drugs for the purpose of getting high?

Response	6	8	10	12	Total	
Very wrong	95.2	84.9	86.7	81.0	87.3	
Wrong	3.8	11.4	9.8	13.5	9.4	
A little bit wrong	0.5	3.2	2.3	3.7	2.4	
Not at all wrong	0.5	0.5	1.2	1.8	0.9	
N of Valid	209	219	173	163	764	
N of Miss	1	5	4	1	11	

Table 91: How wrong do you think it is for someone your age to: use synthetic marijuana (K2, spice) or bath salts?





Response	6	8	10	12	Total	
Very wrong	96.2	88.2	89.0	87.8	90.5	
Wrong	2.9	8.2	6.4	9.1	6.5	
A little bit wrong	0.5	3.2	2.9	1.2	2.0	
Not at all wrong	0.5	0.5	1.7	1.8	1.0	
N of Valid	208	220	173	164	765	
N of Miss	2	4	4	0	10	

Table 92: How wrong do you think it is for someone your age to: use LSD, cocaine, amphetamines or another illegal drug?





Response	6	8	10	12	Total	
Very wrong	97.1	90.5	91.3	92.1	92.8	
Wrong	1.9	6.4	7.0	6.1	5.2	
A little bit wrong	0.5	1.8	1.7	0.0	1.0	
Not at all wrong	0.5	1.4	0.0	1.8	0.9	
N of Valid	207	220	172	164	763	
N of Miss	3	4	5	0	12	

Table 93: How wrong do you think it is for someone your age to: use e-cigarettes, e-cigars or e-hookahs?





Response	6	8	10	12	Total	
Very wrong	90.8	72.6	62.2	47.9	69.9	
Wrong	4.3	13.7	15.7	12.9	11.4	
A little bit wrong	3.4	11.0	16.3	24.5	13.0	
Not at all wrong	1.4	2.7	5.8	14.7	5.7	
N of Valid	207	219	172	163	761	
N of Miss	3	5	5	1	14	

Table 94: At school during the past 12 months, did you receive help from the resource teacher, speech therapist or other special education teacher?



Response	6	8	10	12	Total	
No	74.7	85.3	88.4	97.4	85.8	
Yes	25.3	14.7	11.6	2.6	14.2	
N of Valid	186	197	155	154	692	
N of Miss	24	27	22	10	83	

Table 95: How many times in the past year (12 months) have you: been suspended from school?






Response	6	8	10	12	Total	
Never	96.7	91.7	91.8	95.7	93.9	
1 to 2 times	3.3	6.9	5.8	4.3	5.1	
3 to 5 times	0.0	0.9	1.2	0.0	0.5	
6 to 9 times	0.0	0.5	0.6	0.0	0.3	
10 to 19 times	0.0	0.0	0.0	0.0	0.0	
20 to 29 times	0.0	0.0	0.0	0.0	0.0	
30 to 39 times	0.0	0.0	0.0	0.0	0.0	
40+ times	0.0	0.0	0.6	0.0	0.1	
N of Valid	209	218	171	162	760	
N of Miss	1	6	6	2	15	

Table 96: How many times in the past year (12 months) have you: carried a handgun?









Response	6	8	10	12	Total	
Never	96.7	92.7	94.2	96.9	95.0	
1 to 2 times	1.9	3.7	3.5	0.6	2.5	
3 to 5 times	0.0	2.3	0.0	0.6	0.8	
6 to 9 times	1.0	0.0	1.2	0.0	0.5	
10 to 19 times	0.0	0.9	0.0	0.0	0.3	
20 to 29 times	0.0	0.0	0.0	1.2	0.3	
30 to 39 times	0.0	0.0	0.6	0.6	0.3	
40+ times	0.5	0.5	0.6	0.0	0.4	
N of Valid	209	218	172	162	761	
N of Miss	1	6	5	2	14	

Table 97: How many times in the past year (12 months) have you: sold illegal drugs?







Response	6	8	10	12	Total	
Never	99.5	97.7	95.3	93.9	96.8	
1 to 2 times	0.0	0.9	1.2	3.0	1.2	
3 to 5 times	0.0	0.5	0.0	1.2	0.4	
6 to 9 times	0.5	0.0	2.3	0.0	0.7	
10 to 19 times	0.0	0.5	0.6	0.6	0.4	
20 to 29 times	0.0	0.0	0.0	0.0	0.0	
30 to 39 times	0.0	0.0	0.0	0.0	0.0	
40+ times	0.0	0.5	0.6	1.2	0.5	
N of Valid	207	217	171	164	759	
N of Miss	3	7	6	0	16	

Table 98: How many times in the past year (12 months) have you: stolen or tried to steal a motor vehicle such as a car or motorcycle?






Response	6	8	10	12	Total	
Never	99.0	99.1	99.4	99.4	99.2	
1 to 2 times	0.5	0.9	0.0	0.0	0.4	
3 to 5 times	0.5	0.0	0.0	0.0	0.1	
6 to 9 times	0.0	0.0	0.0	0.6	0.1	
10 to 19 times	0.0	0.0	0.0	0.0	0.0	
20 to 29 times	0.0	0.0	0.0	0.0	0.0	
30 to 39 times	0.0	0.0	0.0	0.0	0.0	
40+ times	0.0	0.0	0.6	0.0	0.1	
N of Valid	209	216	171	164	760	
N of Miss	1	8	6	0	15	

Table 99: How many times in the past year (12 months) have you: participated in clubs, organizations or activities at school?









Response	6	8	10	12	Total	
Never	33.5	33.5	24.7	25.8	29.9	
1 to 2 times	28.7	19.3	23.5	10.4	20.9	
3 to 5 times	16.7	19.7	17.6	14.7	17.4	
6 to 9 times	6.2	4.1	6.5	11.7	6.8	
10 to 19 times	2.9	5.0	5.9	6.7	5.0	
20 to 29 times	1.9	4.6	2.9	5.5	3.7	
30 to 39 times	1.4	2.3	2.9	1.2	2.0	
40+ times	8.6	11.5	15.9	23.9	14.3	
N of Valid	209	218	170	163	760	
N of Miss	1	6	7	1	15	

Table 100: How many times in the past year (12 months) have you: been arrested?





Response	6	8	10	12	Total	
Never	100.0	98.6	97.6	95.7	98.2	
1 to 2 times	0.0	1.4	1.2	3.7	1.4	
3 to 5 times	0.0	0.0	0.0	0.0	0.0	
6 to 9 times	0.0	0.0	0.6	0.6	0.3	
10 to 19 times	0.0	0.0	0.0	0.0	0.0	
20 to 29 times	0.0	0.0	0.0	0.0	0.0	
30 to 39 times	0.0	0.0	0.0	0.0	0.0	
40+ times	0.0	0.0	0.6	0.0	0.1	
N of Valid	208	218	170	164	760	
N of Miss	2	6	7	0	15	

Table 101: How many times in the past year (12 months) have you: attacked someone with the idea of seriously hurting them?






Response	6	8	10	12	Total	
Never	95.1	90.8	94.7	92.7	93.3	
1 to 2 times	3.9	7.4	3.5	6.7	5.4	
3 to 5 times	0.5	1.4	1.2	0.0	0.8	
6 to 9 times	0.5	0.0	0.0	0.0	0.1	
10 to 19 times	0.0	0.0	0.0	0.0	0.0	
20 to 29 times	0.0	0.0	0.0	0.0	0.0	
30 to 39 times	0.0	0.0	0.0	0.0	0.0	
40+ times	0.0	0.5	0.6	0.6	0.4	
N of Valid	206	217	171	164	758	
N of Miss	4	7	6	0	17	

Table 102: How many times in the past year (12 months) have you: been drunk or high at school?








Response	6	8	10	12	Total	
Never	98.6	94.9	93.0	87.2	93.8	
1 to 2 times	1.0	3.2	2.3	4.9	2.8	
3 to 5 times	0.0	1.4	0.6	3.7	1.3	
6 to 9 times	0.0	0.0	0.6	1.2	0.4	
10 to 19 times	0.5	0.0	2.3	1.2	0.9	
20 to 29 times	0.0	0.0	0.6	0.6	0.3	
30 to 39 times	0.0	0.0	0.0	0.0	0.0	
40+ times	0.0	0.5	0.6	1.2	0.5	
N of Valid	209	217	171	164	761	
N of Miss	1	7	6	0	14	

Table 103: How many times in the past year (12 months) have you: taken a handgun to school?









Response	6	8	10	12	Total	
Never	99.5	100.0	98.8	98.8	99.3	
1 to 2 times	0.0	0.0	0.6	0.0	0.1	
3 to 5 times	0.5	0.0	0.0	0.0	0.1	
6 to 9 times	0.0	0.0	0.0	0.0	0.0	
10 to 19 times	0.0	0.0	0.0	0.6	0.1	
20 to 29 times	0.0	0.0	0.0	0.0	0.0	
30 to 39 times	0.0	0.0	0.0	0.0	0.0	
40+ times	0.0	0.0	0.6	0.6	0.3	
N of Valid	209	219	171	164	763	
N of Miss	1	5	6	0	12	

Table 104: Are you currently on probation, or assigned a probation officer with Juvenile Court?



Response	6	8	10	12	Total	
No	100.0	99.5	98.8	98.1	99.1	
Yes	0.0	0.5	1.2	1.9	0.9	
N of Valid	182	199	163	155	699	
N of Miss	28	25	14	9	76	

Table 105: Have you ever belonged to a gang?






Response	6	8	10	12	Total	
No	94.2	93.2	94.1	97.0	94.5	
No, but would like to	1.9	4.1	1.2	1.2	2.2	
Yes, in the past	1.9	0.9	2.4	0.6	1.4	
Yes, belong now	1.4	1.8	2.4	1.2	1.7	
Yes, but would like to get out	0.5	0.0	0.0	0.0	0.1	
N of Valid	207	221	170	164	762	
N of Miss	3	3	7	0	13	

Table 106: If you have ever belonged to a gang, did that gang have a name?




Response	6	8	10	12	Total	
No	9.8	10.0	5.4	9.8	8.9	
Yes	3.4	1.8	5.4	2.5	3.2	
I have never belonged to a gang	86.8	88.1	89.3	87.7	87.9	
N of Valid	205	219	168	163	755	
N of Miss	5	5	9	1	20	

Table 107: You are at a party at someone's house, and one of your friends offers you a drink containing alcohol. What would you say or do?





Response	6	8	10	12	Total	
Drink it	6.3	21.4	24.9	45.1	23.2	
Tell your friend, 'No thanks, I don't drink' and suggest that you and your friend go and do something else	46.9	41.8	33.7	23.2	37.4	
Just say, 'No thanks' and walk away	30.0	22.7	29.6	26.2	27.0	
Make up a good excuse, tell your friend you had something else to do, and leave	16.9	14.1	11.8	5.5	12.5	
N of Valid	207	220	169	164	760	
N of Miss	3	4	8	0	15	

Table 108: How often do you attend religious services or activities?





Response	6	8	10	12	Total	
Never	19.5	10.5	6.4	13.4	12.6	
Rarely	22.5	20.1	24.3	20.7	21.8	
1-2 Times a Month	14.0	13.2	17.9	16.5	15.2	
About Once a Week or More	44.0	56.2	51.4	49.4	50.4	
N of Valid	200	219	173	164	756	
N of Miss	10	5	4	0	19	

Table 109: I think sometimes it's okay to cheat at school.

Response	6	8	10	12	Total	
NO!	56.2	26.7	14.0	17.7	30.0	
no	32.7	37.3	47.7	44.5	39.9	
yes	9.6	32.3	32.6	31.7	26.0	
YES!	1.4	3.7	5.8	6.1	4.1	
N of Valid	208	217	172	164	761	
N of Miss	2	7	5	0	14	

Table 110: It is important to think before you act.

Response	6	8	10	12	Total	
NO!	3.9	0.9	0.0	0.6	1.5	
no	2.4	4.2	0.6	1.2	2.2	
yes	27.1	43.3	32.6	37.2	35.1	
YES!	66.7	51.6	66.9	61.0	61.2	
N of Valid	207	215	172	164	758	
N of Miss	3	9	5	0	17	

Table 111: Sometimes I think that life is not worth it.

Response	6	8	10	12	Total	
NO!	55.5	45.3	39.4	42.1	46.0	
no	19.5	23.4	32.4	28.0	25.4	
yes	18.0	20.1	19.4	23.8	20.2	
YES!	7.0	11.2	8.8	6.1	8.4	
N of Valid	200	214	170	164	748	
N of Miss	10	10	7	0	27	

Table 112: At times I think I am no good at all.

Response	6	8	10	12	Total	
NO!	31.2	27.8	24.6	23.3	27.0	
no	30.7	24.5	31.6	30.7	29.2	
yes	25.4	29.7	30.4	35.6	30.0	
YES!	12.7	17.9	13.5	10.4	13.8	
N of Valid	205	212	171	163	751	
N of Miss	5	12	6	1	24	

Table 113: All in all, I am inclined to think that I am a failure.

Response	6	8	10	12	Total	
NO!	50.2	39.1	37.8	31.7	40.2	
no	31.8	31.6	37.2	43.9	35.6	
yes	10.9	16.7	17.4	17.7	15.6	
YES!	7.0	12.6	7.6	6.7	8.6	
N of Valid	201	215	172	164	752	
N of Miss	9	9	5	0	23	

Table 114: In the past year, have you felt depressed or sad MOST days, even if you felt okay sometimes?

Response	6	8	10	12	Total	
NO!	35.0	27.6	28.5	25.0	29.2	
no	23.3	22.0	26.2	25.0	23.9	
yes	23.8	29.9	25.6	34.8	28.3	
YES!	18.0	20.6	19.8	15.2	18.5	
N of Valid	206	214	172	164	756	
N of Miss	4	10	5	0	19	

Table 115: It is all right to beat up people if they start the fight.





Response	6	8	10	12	Total	
NO!	52.2	31.3	30.4	25.2	35.5	
no	24.2	23.4	20.5	20.9	22.4	
yes	14.5	23.8	31.6	30.7	24.5	
YES!	9.2	21.5	17.5	23.3	17.6	
N of Valid	207	214	171	163	755	
N of Miss	3	10	6	1	20	

Table 116: I think it is okay to take something without asking if you can get away with it.





Response	6	8	10	12	Total	
NO!	73.4	59.2	51.5	59.1	61.3	
no	23.7	33.3	42.7	33.5	32.8	
yes	1.4	5.6	5.8	3.7	4.1	
YES!	1.4	1.9	0.0	3.7	1.7	
N of Valid	207	213	171	164	755	
N of Miss	3	11	6	0	20	

Table 117: Where do you get the most information about living a drug and alcohol free life? Parents/guardians





Response	6	8	10	12	Total	
All the time	52.5	52.1	55.0	54.9	53.5	
Most	15.3	21.1	15.8	21.3	18.4	
Some	15.8	12.7	18.7	12.2	14.8	
Very little	16.3	14.1	10.5	11.6	13.3	
N of Valid	202	213	171	164	750	
N of Miss	8	11	6	0	25	

Table 118: Where do you get the most information about living a drug and alcohol free life? Friends





Response	6	8	10	12	Total	
All the time	17.7	19.3	12.3	15.3	16.4	
Most	13.1	16.0	17.0	10.4	14.2	
Some	26.3	25.9	39.8	30.1	30.1	
Very little	42.9	38.7	31.0	44.2	39.2	
N of Valid	198	212	171	163	744	
N of Miss	12	12	6	1	31	

Table 119: Where do you get the most information about living a drug and alcohol free life? Family members





Response	6	8	10	12	Total	
All the time	46.5	38.4	39.2	32.7	39.5	
Most	19.7	22.7	19.9	24.1	21.6	
Some	12.6	20.9	26.9	22.2	20.4	
Very little	21.2	18.0	14.0	21.0	18.6	
N of Valid	198	211	171	162	742	
N of Miss	12	13	6	2	33	

Table 120: Where do you get the most information about living a drug and alcohol free life? School





Response	6	8	10	12	Total	
All the time	58.7	52.1	42.7	41.6	49.5	
Most	15.4	21.6	26.9	23.0	21.4	
Some	9.0	13.6	19.9	21.1	15.4	
Very little	16.9	12.7	10.5	14.3	13.7	
N of Valid	201	213	171	161	746	
N of Miss	9	11	6	3	29	

Table 121: Where do you get the most information about living a drug and alcohol free life? Internet





Response	6	8	10	12	Total	
All the time	17.8	19.8	10.1	14.2	15.8	
Most	11.7	13.7	16.0	10.5	13.0	
Some	21.8	25.5	33.7	30.9	27.6	
Very little	48.7	41.0	40.2	44.4	43.6	
N of Valid	197	212	169	162	740	
N of Miss	13	12	8	2	35	

Table 122: Where do you get the most information about living a drug and alcohol free life? TV





Response	6	8	10	12	Total	
All the time	19.8	18.0	11.8	14.4	16.3	
Most	15.7	17.1	21.2	11.2	16.4	
Some	23.9	29.4	38.8	29.4	30.1	
Very little	40.6	35.5	28.2	45.0	37.3	
N of Valid	197	211	170	160	738	
N of Miss	13	13	7	4	37	

Table 123: Where do you get the most information about living a drug and alcohol free life? Social media





Response	6	8	10	12	Total	
All the time	13.5	16.5	10.7	14.2	13.9	
Most	13.0	8.5	16.7	9.9	11.9	
Some	20.8	28.8	33.9	25.3	27.1	
Very little	52.6	46.2	38.7	50.6	47.1	
N of Valid	192	212	168	162	734	
N of Miss	18	12	9	2	41	

Table 124: How much do you think people risk harming themselves (physically or in other ways) if they: smoked one or more packs of cigarettes per day?





Response	6	8	10	12	Total	
No risk	19.0	10.8	4.7	3.1	10.0	
Slight risk	6.8	6.6	8.9	8.0	7.5	
Moderate risk	12.2	18.4	16.0	16.6	15.8	
Great risk	62.0	64.2	70.4	72.4	66.8	
N of Valid	205	212	169	163	749	
N of Miss	5	12	8	1	26	

Table 125: How much do you think people risk harming themselves (physically or in other ways) if they: try marijuana once or twice?





Response	6	8	10	12	Total	
No risk	23.0	21.4	24.7	40.7	26.8	
Slight risk	10.8	22.9	39.4	26.5	24.1	
Moderate risk	26.0	26.7	19.4	14.8	22.3	
Great risk	40.2	29.0	16.5	17.9	26.8	
N of Valid	204	210	170	162	746	
N of Miss	6	14	7	2	29	

Table 126: How much do you think people risk harming themselves (physically or in other ways) if they: smoke marijuana once or twice a week?





Response	6	8	10	12	Total	
No risk	22.0	16.3	18.9	29.0	21.2	
Slight risk	8.3	13.9	19.5	18.5	14.7	
Moderate risk	14.6	19.2	29.0	19.8	20.3	
Great risk	55.1	50.5	32.5	32.7	43.8	
N of Valid	205	208	169	162	744	
N of Miss	5	16	8	2	31	

Table 127: How much do you think people risk harming themselves (physically or in other ways) if they: take one or two drinks of an alcoholic beverage (beer, wine, liquor) nearly every day?


Response	6	8	10	12	Total	
No risk	21.2	15.2	8.3	11.7	14.5	
Slight risk	11.8	20.0	17.8	25.2	18.4	
Moderate risk	15.8	21.0	29.0	31.3	23.6	
Great risk	51.2	43.8	45.0	31.9	43.5	
N of Valid	203	210	169	163	745	
N of Miss	7	14	8	1	30	

Table 128: How much do you think people risk harming themselves (physically or in other ways) if they: have five or more drinks of an alcoholic beverage once or twice a weekend?


Response	6	8	10	12	Total	
No risk	20.7	12.3	7.1	10.4	13.0	
Slight risk	9.9	14.2	17.2	13.5	13.5	
Moderate risk	15.8	26.1	32.0	35.6	26.7	
Great risk	53.7	47.4	43.8	40.5	46.8	
N of Valid	203	211	169	163	746	
N of Miss	7	13	8	1	29	

Table 129: How much do you think people risk harming themselves (physically or in other ways) if they: use prescription drugs that are not prescribed to them?


Response	6	8	10	12	Total	
No risk	20.4	11.3	4.1	4.9	10.8	
Slight risk	4.5	7.1	5.9	4.9	5.6	
Moderate risk	11.9	18.4	14.2	17.3	15.5	
Great risk	63.2	63.2	75.7	72.8	68.1	
N of Valid	201	212	169	162	744	
N of Miss	9	12	8	2	31	

Table 130: How much do you think people risk harming themselves (physically or in other ways) if they: use non-prescription drugs to get high?

Response	6	8	10	12	Total	
No risk	20.7	11.4	4.8	4.3	10.9	
Slight risk	2.0	3.8	4.2	3.7	3.4	
Moderate risk	12.8	16.2	19.0	15.9	15.8	
Great risk	64.5	68.6	72.0	76.2	69.9	
N of Valid	203	210	168	164	745	
N of Miss	7	14	9	0	30	

Table 131: How much do you think people risk harming themselves (physically or in other ways) if they: use e-cigarettes, e-cigars, or e-hookahs?

Response	6	8	10	12	Total	
No risk	23.6	17.5	14.9	20.9	19.3	
Slight risk	7.4	21.2	29.8	29.4	21.2	
Moderate risk	14.3	21.7	24.4	20.9	20.1	
Great risk	54.7	39.6	31.0	28.8	39.4	
N of Valid	203	212	168	163	746	
N of Miss	7	12	9	1	29	

Table 132: Have you ever used smokeless tobacco (chew, snuff, plug, dipping tobacco, or chewing tobacco)?

Response	6	8	10	12	Total	
Never	91.0	87.5	81.9	76.4	84.8	
Once or Twice	7.0	5.6	11.1	12.4	8.7	
Once in a while but not regularly	1.5	3.7	3.5	2.5	2.8	
Regularly in the past	0.5	0.0	2.3	3.7	1.5	
Regularly now	0.0	3.2	1.2	5.0	2.3	
N of Valid	200	216	171	161	748	
N of Miss	10	8	6	3	27	

Table 133: How often have you used smokeless tobacco during the past 30 days?


Response	6	8	10	12	Total	
Not at all	98.0	94.0	93.6	92.0	94.5	
Once or twice	1.5	1.8	2.3	2.5	2.0	
Once or twice per week	0.5	0.9	2.3	0.0	0.9	
Three to five times per week	0.0	1.4	0.0	0.0	0.4	
About once a day	0.0	0.0	1.2	1.9	0.7	
More than once a day	0.0	1.8	0.6	3.7	1.5	
N of Valid	199	217	171	162	749	
N of Miss	11	7	6	2	26	

Table 134: Have you ever smoked cigarettes?


Response	6	8	10	12	Total	
Never	96.0	85.7	71.9	57.4	79.2	
Once or Twice	3.0	9.7	17.5	21.6	12.3	
Once in a while but not regularly	0.5	2.8	7.6	13.0	5.5	
Regularly in the past	0.0	1.4	2.3	3.1	1.6	
Regularly now	0.5	0.5	0.6	4.9	1.5	
N of Valid	200	217	171	162	750	
N of Miss	10	7	6	2	25	

Table 135: How frequently have you smoked cigarettes during the past 30 days?


Response	6	8	10	12	Total	
Not at all	99.0	96.8	91.2	82.6	93.0	
Less than one cigarette per day	1.0	1.9	7.6	12.4	5.2	
One to five cigarettes per day	0.0	1.4	1.2	2.5	1.2	
About one-half pack per day	0.0	0.0	0.0	1.9	0.4	
About one pack per day	0.0	0.0	0.0	0.0	0.0	
About one and one-half packs per day	0.0	0.0	0.0	0.0	0.0	
Two packs or more per day	0.0	0.0	0.0	0.6	0.1	
N of Valid	200	216	171	161	748	
N of Miss	10	8	6	3	27	

Table 136: Which statement best describes rules about smoking inside your home or your family cars?






Response	6	8	10	12	Total	
Smoking is not allowed anywhere inside your home or cars	74.4	69.6	71.8	75.9	72.7	
Smoking is allowed in some places and at some times or in some cars	4.6	8.4	8.8	8.0	7.4	
Smoking is allowed anywhere inside the home or cars	2.1	2.8	4.7	3.1	3.1	
There are no rules about smoking inside the home or cars	2.6	2.8	5.3	6.8	4.2	
I don't know	16.4	16.4	9.4	6.2	12.6	
N of Valid	195	214	170	162	741	
N of Miss	15	10	7	2	34	

Table 137: Have you ever used e-cigarettes, e-cigars, or e-hookahs?






Response	6	8	10	12	Total	
Never	95.4	85.1	73.8	61.7	80.2	
Once or Twice	4.1	8.8	16.7	19.1	11.6	
Once in a while but not regularly	0.0	4.2	4.8	11.1	4.7	
Regularly in the past	0.0	0.5	3.6	5.6	2.2	
Regularly now	0.5	1.4	1.2	2.5	1.3	
N of Valid	197	215	168	162	742	
N of Miss	13	9	9	2	33	

Table 138: How frequently have you used e-cigarettes, e-cigars, or e-hookahs?


Response	6	8	10	12	Total	
Not at all	99.5	95.7	88.2	82.5	92.1	
Less than 10 puffs per day	0.0	2.9	5.3	10.6	4.4	
10 to 50 puffs per day	0.0	1.4	4.7	3.1	2.2	
About one-half cartomiser per day	0.0	0.0	0.0	2.5	0.5	
About one cartomiser per day	0.0	0.0	1.2	1.2	0.5	
About one and one-half cartomisers per day	0.0	0.0	0.6	0.0	0.1	
Two cartomisers or more per day	0.5	0.0	0.0	0.0	0.1	
N of Valid	194	208	169	160	731	
N of Miss	16	16	8	4	44	

Table 139: During this school year, were you taught in any of your classes about the dangers of tobacco use?


Response	6	8	10	12	Total	
Never	30.4	23.1	26.0	47.2	31.0	
Rarely	11.5	19.3	22.5	18.6	17.9	
Sometimes	20.4	25.5	25.4	20.5	23.1	
Often	22.0	17.0	15.4	8.1	16.0	
Almost always	15.7	15.1	10.7	5.6	12.1	
N of Valid	191	212	169	161	733	
N of Miss	19	12	8	3	42	

Table 140: During the past 12 months, have you participated in any community activities to discourage people your age from using cigarettes, chewing tobacco, snuff, dip or cigars, e-cigarettes, e-cigars, or e-hookahs?


Response	6	8	10	12	Total	
Never	71.0	74.8	75.9	75.2	74.1	
Rarely	13.4	11.4	11.2	14.3	12.5	
Sometimes	9.1	5.2	9.4	5.6	7.3	
Often	3.8	5.2	1.8	3.7	3.7	
Almost always	2.7	3.3	1.8	1.2	2.3	
N of Valid	186	210	170	161	727	
N of Miss	24	14	7	3	48	

Table 141: Think back over the last two weeks. How many times have you had five or more alcoholic drinks in a row?


Response	6	8	10	12	Total	
None	94.3	90.1	87.6	70.2	86.3	
Once	4.1	3.3	4.7	8.7	5.0	
Twice	1.6	2.8	2.4	9.9	3.9	
3-5 times	0.0	1.9	4.7	9.3	3.7	
6-9 times	0.0	0.5	0.6	0.0	0.3	
10 or more times	0.0	1.4	0.0	1.9	0.8	
N of Valid	193	213	170	161	737	
N of Miss	17	11	7	3	38	

Table 142: During the past 30 days, how many times did you ride in a car or other vehicle driven by someone who had been drinking alcohol or using drugs to get high?


Response	6	8	10	12	Total	
0 times	89.6	88.8	81.5	79.4	85.3	
1 time	6.2	4.2	9.5	5.0	6.1	
2 or 3 times	2.6	3.3	6.5	6.9	4.6	
4 or 5 times	0.0	0.5	2.4	3.1	1.4	
6 or more times	1.6	3.3	0.0	5.6	2.6	
N of Valid	192	214	168	160	734	
N of Miss	18	10	9	4	41	

Table 143: During the past 30 days, how many times did you drive a car or other vehicle when you had been drinking alcohol or using drugs to get high?


Response	6	8	10	12	Total	
I did not drive a car in the past 30 days	49.7	54.9	44.9	14.4	42.2	
0 times	48.7	42.6	51.5	71.2	52.6	
1 time	1.1	1.0	1.8	6.2	2.4	
2 or 3 times	0.0	0.5	1.8	4.4	1.5	
4 or 5 times	0.0	0.5	0.0	0.6	0.3	
6 or more times	0.5	0.5	0.0	3.1	1.0	
N of Valid	187	204	167	160	718	
N of Miss	23	20	10	4	57	

Table 144: If you drank alcohol (not just a sip or taste) in the past year, how did you usually get it?












Response	6	8	10	12	Total	
I did not drink alcohol in the past year	91.0	77.9	69.9	45.6	72.4	
I bought it myself with a fake ID	0.0	0.0	0.0	0.0	0.0	
I bought it myself without a fake ID	0.0	1.0	2.4	7.6	2.5	
I got it from someone I know age 21 or older	2.1	5.9	10.8	13.3	7.7	
I got it from someone I know under age 21	0.5	1.0	3.0	8.9	3.1	
I got it from my brother or sister	0.0	1.0	0.0	0.6	0.4	
I got it from home with my parents' permission	2.1	2.9	2.4	9.5	4.0	
I got it from home without my parents' permission	0.5	2.5	4.2	3.2	2.5	
I got it from another relative	1.6	2.0	2.4	1.9	2.0	
A stranger bought it for me	0.0	0.0	0.6	0.6	0.3	
I took it from a store or shop	0.0	0.0	0.6	0.6	0.3	
Other	2.1	5.9	3.6	8.2	4.9	
N of Valid	189	204	166	158	717	
N of Miss	21	20	11	6	58	

Table 145: If you drank alcohol (not just a sip or taste) in the past year, where did you usually drink it?









Response	6	8	10	12	Total	
I did not drink alcohol in the past year	90.8	77.8	70.3	46.2	72.5	
At my home	4.9	11.3	7.3	16.7	9.9	
At someone else's home	3.2	5.9	15.2	30.1	12.7	
At an open area like a park, beach, field, back road, woods, or a street corner	0.5	3.0	1.8	3.8	2.3	
At a sporting event or concert	0.0	0.0	0.0	0.0	0.0	
At a restaurant, bar, or a nightclub	0.0	0.0	3.0	1.9	1.1	
At an empty building or a construction site	0.0	0.0	0.0	0.0	0.0	
At a hotel/motel	0.5	0.5	0.0	0.0	0.3	
An a car	0.0	1.0	1.2	0.6	0.7	
At school	0.0	0.5	1.2	0.6	0.6	
N of Valid	185	203	165	156	709	
N of Miss	25	21	12	8	66	

Table 146: How do you feel about someone your age having one or two drinks of an alcoholic beverage nearly every day?


Response	6	8	10	12	Total	
Neither approve nor disapprove	21.7	23.9	23.8	26.9	24.0	
Somewhat disapprove	11.1	18.0	22.6	30.6	20.2	
Strongly disapprove	45.6	43.9	45.2	32.5	42.1	
Don't know or can't say	21.7	14.1	8.3	10.0	13.7	
N of Valid	180	205	168	160	713	
N of Miss	30	19	9	4	62	

Table 147: On how many occasions have you had alcoholic beverages (beer, wine or hard liquor) to drink in your lifetime - more than just a few sips?


Response	6	8	10	12	Total	
0	87.8	70.1	58.6	37.9	64.7	
1-2	8.3	16.8	14.2	9.9	12.6	
3-5	1.7	4.2	5.9	8.1	4.8	
6-9	1.1	2.3	7.7	5.6	4.0	
10-19	1.1	1.4	8.9	14.9	6.1	
20-39	0.0	0.9	1.2	9.3	2.6	
40	0.0	4.2	3.6	14.3	5.2	
N of Valid	181	214	169	161	725	
N of Miss	29	10	8	3	50	

Table 148: On how many occasions have you drunk one of more drinks of an alcoholic beverage during the past 30 days?


Response	6	8	10	12	Total	
0	96.7	90.0	79.9	64.0	83.6	
1-2	2.2	6.6	12.4	14.3	8.6	
3-5	1.1	1.4	4.7	9.9	4.0	
6-9	0.0	0.5	3.0	6.8	2.3	
10-19	0.0	0.5	0.0	3.7	1.0	
20-39	0.0	0.5	0.0	1.2	0.4	
40	0.0	0.5	0.0	0.0	0.1	
N of Valid	183	211	169	161	724	
N of Miss	27	13	8	3	51	

Table 149: On how many occasions have you used marijuana (grass, pot) or hashish (hash, hash oil) in your lifetime?








Response	6	8	10	12	Total	
0	99.4	93.0	82.2	65.4	85.9	
1-2	0.0	0.9	5.3	6.8	3.0	
3-5	0.0	0.0	3.0	4.9	1.8	
6-9	0.6	2.8	2.4	3.7	2.3	
10-19	0.0	0.9	2.4	2.5	1.4	
20-39	0.0	0.0	1.2	4.3	1.2	
40	0.0	2.3	3.6	12.3	4.3	
N of Valid	180	213	169	162	724	
N of Miss	30	11	8	2	51	

Table 150: On how many occasions have you used marijuana (grass, pot) or hashish (hash, hash oil) during the past 30 days?








Response	6	8	10	12	Total	
0	99.5	94.4	91.1	78.3	91.3	
1-2	0.0	1.4	4.2	8.7	3.3	
3-5	0.0	2.3	1.8	1.9	1.5	
6-9	0.5	0.0	1.8	1.9	1.0	
10-19	0.0	0.5	0.6	4.3	1.2	
20-39	0.0	0.5	0.0	1.2	0.4	
40	0.0	0.9	0.6	3.7	1.2	
N of Valid	183	214	168	161	726	
N of Miss	27	10	9	3	49	

Table 151: On how many occasions have you used LSD or other psychedelics in your lifetime?






Response	6	8	10	12	Total	
0	100.0	99.5	98.8	96.3	98.7	
1-2	0.0	0.0	1.2	2.5	0.8	
3-5	0.0	0.0	0.0	0.6	0.1	
6-9	0.0	0.0	0.0	0.6	0.1	
10-19	0.0	0.0	0.0	0.0	0.0	
20-39	0.0	0.0	0.0	0.0	0.0	
40	0.0	0.5	0.0	0.0	0.1	
N of Valid	180	210	168	161	719	
N of Miss	30	14	9	3	56	

Table 152: On how many occasions have you used LSD or other psychedelics during the past 30 days?

Response	6	8	10	12	Total	
0	100.0	100.0	99.4	100.0	99.9	
1-2	0.0	0.0	0.6	0.0	0.1	
3-5	0.0	0.0	0.0	0.0	0.0	
6-9	0.0	0.0	0.0	0.0	0.0	
10-19	0.0	0.0	0.0	0.0	0.0	
20-39	0.0	0.0	0.0	0.0	0.0	
40	0.0	0.0	0.0	0.0	0.0	
N of Valid	181	212	168	161	722	
N of Miss	29	12	9	3	53	

Table 153: On how many occasions have you used cocaine or crack in your lifetime?

Response	6	8	10	12	Total	
0	99.5	98.1	95.8	96.9	97.6	
1-2	0.5	0.9	2.4	2.5	1.5	
3-5	0.0	0.5	1.2	0.0	0.4	
6-9	0.0	0.5	0.0	0.6	0.3	
10-19	0.0	0.0	0.0	0.0	0.0	
20-39	0.0	0.0	0.6	0.0	0.1	
40	0.0	0.0	0.0	0.0	0.0	
N of Valid	182	213	168	160	723	
N of Miss	28	11	9	4	52	

Table 154: On how many occasions have you used cocaine or crack during the past 30 days?

Response	6	8	10	12	Total	
0	100.0	99.1	98.8	98.8	99.2	
1-2	0.0	0.9	1.2	0.6	0.7	
3-5	0.0	0.0	0.0	0.0	0.0	
6-9	0.0	0.0	0.0	0.6	0.1	
10-19	0.0	0.0	0.0	0.0	0.0	
20-39	0.0	0.0	0.0	0.0	0.0	
40	0.0	0.0	0.0	0.0	0.0	
N of Valid	180	213	167	161	721	
N of Miss	30	11	10	3	54	

Table 155: On how many occasions have you sniffed glue, breathed the contents of an aerosol spray can, or inhaled other gases or sprays, in order to get high in your lifetime?


Response	6	8	10	12	Total	
0	94.0	93.0	95.8	93.2	93.9	
1-2	4.9	3.8	3.6	2.5	3.7	
3-5	1.1	1.9	0.0	3.1	1.5	
6-9	0.0	0.5	0.6	0.6	0.4	
10-19	0.0	0.5	0.0	0.6	0.3	
20-39	0.0	0.0	0.0	0.0	0.0	
40	0.0	0.5	0.0	0.0	0.1	
N of Valid	182	213	167	161	723	
N of Miss	28	11	10	3	52	

Table 156: On how many occasions have you sniffed glue, breathed the contents of an aerosol spray can, or inhaled other gases or sprays, in order to get high during the past 30 days?


Response	6	8	10	12	Total	
0	99.4	97.2	99.4	99.4	98.8	
1-2	0.0	1.9	0.0	0.6	0.7	
3-5	0.6	0.5	0.6	0.0	0.4	
6-9	0.0	0.0	0.0	0.0	0.0	
10-19	0.0	0.0	0.0	0.0	0.0	
20-39	0.0	0.5	0.0	0.0	0.1	
40	0.0	0.0	0.0	0.0	0.0	
N of Valid	180	212	167	161	720	
N of Miss	30	12	10	3	55	

Table 157: On how many occasions have you used Daztrex in your lifetime?


Response	6	8	10	12	Total	
0	100.0	100.0	100.0	100.0	100.0	
1-2	0.0	0.0	0.0	0.0	0.0	
3-5	0.0	0.0	0.0	0.0	0.0	
6-9	0.0	0.0	0.0	0.0	0.0	
10-19	0.0	0.0	0.0	0.0	0.0	
20-39	0.0	0.0	0.0	0.0	0.0	
40	0.0	0.0	0.0	0.0	0.0	
N of Valid	179	210	167	160	716	
N of Miss	31	14	10	4	59	

Table 158: On how many occasions have you used Daztrex during the past 30 days?


Response	6	8	10	12	Total	
0	100.0	100.0	100.0	100.0	100.0	
1-2	0.0	0.0	0.0	0.0	0.0	
3-5	0.0	0.0	0.0	0.0	0.0	
6-9	0.0	0.0	0.0	0.0	0.0	
10-19	0.0	0.0	0.0	0.0	0.0	
20-39	0.0	0.0	0.0	0.0	0.0	
40	0.0	0.0	0.0	0.0	0.0	
N of Valid	177	209	167	161	714	
N of Miss	33	15	10	3	61	

Table 159: On how many occasions have you used synthetic marijuana (K2, spice) in your lifetime?






Response	6	8	10	12	Total	
0	98.9	98.6	98.8	96.9	98.3	
1-2	1.1	0.9	0.6	1.9	1.1	
3-5	0.0	0.0	0.0	0.6	0.1	
6-9	0.0	0.0	0.6	0.6	0.3	
10-19	0.0	0.0	0.0	0.0	0.0	
20-39	0.0	0.0	0.0	0.0	0.0	
40	0.0	0.5	0.0	0.0	0.1	
N of Valid	180	213	167	161	721	
N of Miss	30	11	10	3	54	

Table 160: On how many occasions have you used synthetic marijuana (K2, spice) during the past 30 days?





Response	6	8	10	12	Total	
0	100.0	99.5	98.8	99.4	99.4	
1-2	0.0	0.0	1.2	0.0	0.3	
3-5	0.0	0.0	0.0	0.0	0.0	
6-9	0.0	0.0	0.0	0.6	0.1	
10-19	0.0	0.0	0.0	0.0	0.0	
20-39	0.0	0.5	0.0	0.0	0.1	
40	0.0	0.0	0.0	0.0	0.0	
N of Valid	178	214	167	161	720	
N of Miss	32	10	10	3	55	

Table 161: On how many occasions have you used methamphetamines (meth, speed, crank, crystal meth) in your lifetime?





Response	6	8	10	12	Total	
0	100.0	99.1	99.4	98.8	99.3	
1-2	0.0	0.5	0.6	0.6	0.4	
3-5	0.0	0.5	0.0	0.0	0.1	
6-9	0.0	0.0	0.0	0.6	0.1	
10-19	0.0	0.0	0.0	0.0	0.0	
20-39	0.0	0.0	0.0	0.0	0.0	
40	0.0	0.0	0.0	0.0	0.0	
N of Valid	180	212	167	161	720	
N of Miss	30	12	10	3	55	

Table 162: On how many occasions have you used methamphetamines (meth, speed, crank, crystal meth) in the past 30 days?



Response	6	8	10	12	Total	
0	100.0	99.1	100.0	100.0	99.7	
1-2	0.0	0.9	0.0	0.0	0.3	
3-5	0.0	0.0	0.0	0.0	0.0	
6-9	0.0	0.0	0.0	0.0	0.0	
10-19	0.0	0.0	0.0	0.0	0.0	
20-39	0.0	0.0	0.0	0.0	0.0	
40	0.0	0.0	0.0	0.0	0.0	
N of Valid	179	212	166	160	717	
N of Miss	31	12	11	4	58	

Table 163: On how many occasions have you used other chemical products (bath salts, plant food, etc.) in your lifetime?





Response	6	8	10	12	Total	
0	100.0	98.1	100.0	100.0	99.4	
1-2	0.0	0.9	0.0	0.0	0.3	
3-5	0.0	0.5	0.0	0.0	0.1	
6-9	0.0	0.5	0.0	0.0	0.1	
10-19	0.0	0.0	0.0	0.0	0.0	
20-39	0.0	0.0	0.0	0.0	0.0	
40	0.0	0.0	0.0	0.0	0.0	
N of Valid	172	213	167	161	713	
N of Miss	38	11	10	3	62	

Table 164: On how many occasions have you used other chemical products (bath salts, plant food, etc.) during the past 30 days?





Response	6	8	10	12	Total	
0	100.0	99.1	100.0	99.4	99.6	
1-2	0.0	0.5	0.0	0.0	0.1	
3-5	0.0	0.5	0.0	0.0	0.1	
6-9	0.0	0.0	0.0	0.6	0.1	
10-19	0.0	0.0	0.0	0.0	0.0	
20-39	0.0	0.0	0.0	0.0	0.0	
40	0.0	0.0	0.0	0.0	0.0	
N of Valid	172	212	166	161	711	
N of Miss	38	12	11	3	64	

Table 165: On how many occasions have you used heroin or other opiates in your lifetime?




Response	6	8	10	12	Total	
0	100.0	99.1	100.0	99.4	99.6	
1-2	0.0	0.5	0.0	0.0	0.1	
3-5	0.0	0.0	0.0	0.0	0.0	
6-9	0.0	0.5	0.0	0.6	0.3	
10-19	0.0	0.0	0.0	0.0	0.0	
20-39	0.0	0.0	0.0	0.0	0.0	
40	0.0	0.0	0.0	0.0	0.0	
N of Valid	175	213	166	162	716	
N of Miss	35	11	11	2	59	

Table 166: On how many occasions have you used heroin or other opiates during the past 30 days?


Response	6	8	10	12	Total	
0	100.0	99.5	100.0	99.4	99.7	
1-2	0.0	0.0	0.0	0.0	0.0	
3-5	0.0	0.5	0.0	0.0	0.1	
6-9	0.0	0.0	0.0	0.6	0.1	
10-19	0.0	0.0	0.0	0.0	0.0	
20-39	0.0	0.0	0.0	0.0	0.0	
40	0.0	0.0	0.0	0.0	0.0	
N of Valid	173	212	166	161	712	
N of Miss	37	12	11	3	63	

Table 167: On how many occasions have you used MDMA ('X', 'E', or ecstasy) in your lifetime?


Response	6	8	10	12	Total	
0	100.0	99.5	99.4	98.1	99.3	
1-2	0.0	0.0	0.6	1.9	0.6	
3-5	0.0	0.0	0.0	0.0	0.0	
6-9	0.0	0.0	0.0	0.0	0.0	
10-19	0.0	0.0	0.0	0.0	0.0	
20-39	0.0	0.0	0.0	0.0	0.0	
40	0.0	0.5	0.0	0.0	0.1	
N of Valid	169	209	166	159	703	
N of Miss	41	15	11	5	72	

Table 168: On how many occasions have you used MDMA ('X', 'E', or ecstasy) during the past 30 days?


Response	6	8	10	12	Total	
0	100.0	99.0	100.0	100.0	99.7	
1-2	0.0	0.0	0.0	0.0	0.0	
3-5	0.0	0.0	0.0	0.0	0.0	
6-9	0.0	0.5	0.0	0.0	0.1	
10-19	0.0	0.5	0.0	0.0	0.1	
20-39	0.0	0.0	0.0	0.0	0.0	
40	0.0	0.0	0.0	0.0	0.0	
N of Valid	169	210	166	160	705	
N of Miss	41	14	11	4	70	

Table 169: On how many occasions have you taken prescription drugs (such as Valium, Xanax, Ritalin, Adderall, OxyContin, Darvocet, or sleeping pills) not prescribed to you in your lifetime?








Response	6	8	10	12	Total	
0	96.6	95.2	94.6	85.8	93.3	
1-2	2.9	1.4	1.8	6.2	2.9	
3-5	0.6	1.0	2.4	1.2	1.3	
6-9	0.0	1.0	0.0	1.9	0.7	
10-19	0.0	0.5	0.6	2.5	0.8	
20-39	0.0	0.0	0.6	0.6	0.3	
40	0.0	1.0	0.0	1.9	0.7	
N of Valid	174	210	167	162	713	
N of Miss	36	14	10	2	62	

Table 170: On how many occasions have you taken prescription drugs (such as Valium, Xanax, Ritalin, Adderall, OxyContin, Darvocet, or sleeping pills) not prescribed to you during the past 30 days?






Response	6	8	10	12	Total	
0	98.9	96.7	98.2	93.8	96.9	
1-2	1.1	1.9	0.6	3.1	1.7	
3-5	0.0	0.5	0.6	0.6	0.4	
6-9	0.0	0.5	0.6	1.9	0.7	
10-19	0.0	0.0	0.0	0.0	0.0	
20-39	0.0	0.0	0.0	0.0	0.0	
40	0.0	0.5	0.0	0.6	0.3	
N of Valid	174	210	166	161	711	
N of Miss	36	14	11	3	64	

Table 171: On how many occasions have you taken non-prescription medicines such as diet pills (for example, Dietac, Dexatrim or Prolamine), stay-awake pills (for example No-Doz, Vivarin, or Wake), or cough or cold medicines (robos, DXM, etc.) to get high in your lifetime?








Response	6	8	10	12	Total	
0	98.8	95.2	97.6	96.9	97.0	
1-2	0.6	2.4	0.6	0.6	1.1	
3-5	0.0	0.5	0.6	0.0	0.3	
6-9	0.0	1.0	0.0	0.6	0.4	
10-19	0.6	0.0	1.2	1.2	0.7	
20-39	0.0	1.0	0.0	0.0	0.3	
40	0.0	0.0	0.0	0.6	0.1	
N of Valid	172	210	164	160	706	
N of Miss	38	14	13	4	69	

Table 172: On how many occasions have you taken non-prescription medicines such as diet pills (for example, Dietac, Dexatrim or Prolamine), stay-awake pills (for example No-Doz, Vivarin, or Wake), or cough or cold medicines (robos, DXM, etc.) to get high during the past 30 days?






Response	6	8	10	12	Total	
0	99.4	96.7	99.4	97.5	98.2	
1-2	0.6	1.9	0.6	1.2	1.1	
3-5	0.0	1.0	0.0	0.6	0.4	
6-9	0.0	0.0	0.0	0.6	0.1	
10-19	0.0	0.0	0.0	0.0	0.0	
20-39	0.0	0.5	0.0	0.0	0.1	
40	0.0	0.0	0.0	0.0	0.0	
N of Valid	171	210	165	160	706	
N of Miss	39	14	12	4	69	

Table 173: On how many occasions have you been drunk or very high from drinking alcoholic beverages during the past 30 days?








Response	6	8	10	12	Total	
0	99.4	93.8	90.3	75.0	90.1	
1-2	0.6	2.8	5.5	12.5	5.1	
3-5	0.0	0.5	2.4	6.9	2.3	
6-9	0.0	1.4	0.6	3.8	1.4	
10-19	0.0	0.9	0.6	1.2	0.7	
20-39	0.0	0.5	0.0	0.0	0.1	
40	0.0	0.0	0.6	0.6	0.3	
N of Valid	170	211	165	160	706	
N of Miss	40	13	12	4	69	

Table 174: On how many occasions have you drunk flavored alcoholic beverages, sometimes called 'alcopops' (like Mike's Hard Lemonade, Smirnoff Ice, Bacardi Breezers, etc.) in your lifetime?








Response	6	8	10	12	Total	
0	95.4	84.4	72.5	53.1	77.2	
1-2	1.7	5.7	7.8	7.5	5.6	
3-5	2.9	4.7	7.8	11.9	6.6	
6-9	0.0	1.9	4.2	6.2	3.0	
10-19	0.0	1.4	5.4	8.1	3.5	
20-39	0.0	0.5	1.2	5.0	1.5	
40	0.0	1.4	1.2	8.1	2.5	
N of Valid	173	211	167	160	711	
N of Miss	37	13	10	4	64	

Table 175: On how many occasions have you drunk flavored alcoholic beverages, sometimes called 'alcopops' (like Mike's Hard Lemonade, Smirnoff Ice, Bacardi Breezers, etc.) during the past 30 days?








Response	6	8	10	12	Total	
0	98.8	92.5	87.3	80.6	90.1	
1-2	1.2	1.9	9.0	8.8	4.9	
3-5	0.0	2.8	1.2	5.6	2.4	
6-9	0.0	1.9	1.2	3.1	1.5	
10-19	0.0	0.0	0.6	1.9	0.6	
20-39	0.0	0.9	0.0	0.0	0.3	
40	0.0	0.0	0.6	0.0	0.1	
N of Valid	172	212	166	160	710	
N of Miss	38	12	11	4	65	

Table 176: If you used prescription drugs or over the counter drugs without a doctor telling you to use it or for the purpose of getting high, where did you get these drugs? - Did not use



Response	6	8	10	12	Total	
No	21.4	12.1	12.4	11.6	14.6	
Yes	78.6	87.9	87.6	88.4	85.4	
N of Valid	210	224	177	164	775	
N of Miss	0	0	0	0	0	

Table 177: If you used prescription drugs or over the counter drugs without a doctor telling you to use it or for the purpose of getting high, where did you get these drugs? - Bought or took from store or shop



Response	6	8	10	12	Total	
No	100.0	99.1	99.4	100.0	99.6	
Yes	0.0	0.9	0.6	0.0	0.4	
N of Valid	210	224	177	164	775	
N of Miss	0	0	0	0	0	

Table 178: If you used prescription drugs or over the counter drugs without a doctor telling you to use it or for the purpose of getting high, where did you get these drugs? -
Got from parents with permission



Response	6	8	10	12	Total	
No	99.5	97.8	99.4	99.4	99.0	
Yes	0.5	2.2	0.6	0.6	1.0	
N of Valid	210	224	177	164	775	
N of Miss	0	0	0	0	0	

Table 179: If you used prescription drugs or over the counter drugs without a doctor telling you to use it or for the purpose of getting high, where did you get these drugs? -
Got from home without permission



Response	6	8	10	12	Total	
No	100.0	99.6	98.9	97.6	99.1	
Yes	0.0	0.4	1.1	2.4	0.9	
N of Valid	210	224	177	164	775	
N of Miss	0	0	0	0	0	

Table 180: If you used prescription drugs or over the counter drugs without a doctor telling you to use it or for the purpose of getting high, where did you get these drugs? -
Got from relative with permission



Response	6	8	10	12	Total	
No	100.0	100.0	100.0	99.4	99.9	
Yes	0.0	0.0	0.0	0.6	0.1	
N of Valid	210	224	177	164	775	
N of Miss	0	0	0	0	0	

Table 181: If you used prescription drugs or over the counter drugs without a doctor telling you to use it or for the purpose of getting high, where did you get these drugs? -
Got from relative without permission


Response	6	8	10	12	Total	
No	100.0	100.0	100.0	100.0	100.0	
Yes	0.0	0.0	0.0	0.0	0.0	
N of Valid	210	224	177	164	775	
N of Miss	0	0	0	0	0	

Table 182: If you used prescription drugs or over the counter drugs without a doctor telling you to use it or for the purpose of getting high, where did you get these drugs? -
Got from friend's home with permission



Response	6	8	10	12	Total	
No	99.5	99.6	99.4	100.0	99.6	
Yes	0.5	0.4	0.6	0.0	0.4	
N of Valid	210	224	177	164	775	
N of Miss	0	0	0	0	0	

Table 183: If you used prescription drugs or over the counter drugs without a doctor telling you to use it or for the purpose of getting high, where did you get these drugs? -
Got from friend's home without permission



Response	6	8	10	12	Total	
No	100.0	99.6	100.0	99.4	99.7	
Yes	0.0	0.4	0.0	0.6	0.3	
N of Valid	210	224	177	164	775	
N of Miss	0	0	0	0	0	

Table 184: If you used prescription drugs or over the counter drugs without a doctor telling you to use it or for the purpose of getting high, where did you get these drugs? -
Got from friend at school



Response	6	8	10	12	Total	
No	100.0	99.1	100.0	98.8	99.5	
Yes	0.0	0.9	0.0	1.2	0.5	
N of Valid	210	224	177	164	775	
N of Miss	0	0	0	0	0	

Table 185: If you used prescription drugs or over the counter drugs without a doctor telling you to use it or for the purpose of getting high, where did you get these drugs? -
Got from friend at party



Response	6	8	10	12	Total	
No	99.5	98.7	99.4	98.8	99.1	
Yes	0.5	1.3	0.6	1.2	0.9	
N of Valid	210	224	177	164	775	
N of Miss	0	0	0	0	0	

Table 186: If you used prescription drugs or over the counter drugs without a doctor telling you to use it or for the purpose of getting high, where did you get these drugs? -
Got from friend, elsewhere



Response	6	8	10	12	Total	
No	100.0	99.1	99.4	97.0	99.0	
Yes	0.0	0.9	0.6	3.0	1.0	
N of Valid	210	224	177	164	775	
N of Miss	0	0	0	0	0	

Table 187: If you used prescription drugs or over the counter drugs without a doctor telling you to use it or for the purpose of getting high, where did you get these drugs? -
Got from internet sale



Response	6	8	10	12	Total	
No	99.5	100.0	100.0	100.0	99.9	
Yes	0.5	0.0	0.0	0.0	0.1	
N of Valid	210	224	177	164	775	
N of Miss	0	0	0	0	0	

Table 188: During the last month, about how many marijuana cigarettes, or the equivalent, did you smoke a day, on the average?








Response	6	8	10	12	Total	
None	98.8	92.8	92.6	84.3	92.3	
Less than 1 a day	1.2	2.9	4.9	3.8	3.2	
1 a day	0.0	1.4	0.6	2.5	1.1	
2-3 a day	0.0	1.4	1.2	5.7	2.0	
4-6 a day	0.0	1.0	0.6	2.5	1.0	
7-10 a day	0.0	0.5	0.0	0.6	0.3	
11 or more a day	0.0	0.0	0.0	0.6	0.1	
N of Valid	168	207	163	159	697	
N of Miss	42	17	14	5	78	

Table 189: How wrong do your friends feel it would be for YOU to: have one or two drinks of an alcoholic beverage nearly every day?





Response	6	8	10	12	Total	
Very wrong	78.6	55.1	49.7	36.7	55.3	
Wrong	9.5	20.8	27.0	24.7	20.4	
A little bit wrong	7.7	17.4	17.2	24.7	16.7	
Not at all wrong	4.2	6.8	6.1	13.9	7.6	
N of Valid	168	207	163	158	696	
N of Miss	42	17	14	6	79	

Table 190: How wrong do your friends feel it would be for YOU to: smoke tobacco?





Response	6	8	10	12	Total	
Very wrong	82.5	65.9	57.1	46.8	63.4	
Wrong	10.2	16.6	23.9	25.9	18.9	
A little bit wrong	4.8	11.7	11.0	14.6	10.5	
Not at all wrong	2.4	5.9	8.0	12.7	7.1	
N of Valid	166	205	163	158	692	
N of Miss	44	19	14	6	83	

Table 191: How wrong do your friends feel it would be for YOU to: smoke marijuana?





Response	6	8	10	12	Total	
Very wrong	85.5	67.8	58.3	42.1	63.9	
Wrong	7.8	13.2	19.6	15.7	14.0	
A little bit wrong	4.2	10.2	11.7	20.8	11.5	
Not at all wrong	2.4	8.8	10.4	21.4	10.5	
N of Valid	166	205	163	159	693	
N of Miss	44	19	14	5	82	

Table 192: How wrong do your friends feel it would be for YOU to: use prescription drugs not prescribed to you?





Response	6	8	10	12	Total	
Very wrong	90.3	75.1	73.6	76.6	78.7	
Wrong	3.0	11.7	17.2	12.0	11.0	
A little bit wrong	3.6	8.3	6.1	7.0	6.4	
Not at all wrong	3.0	4.9	3.1	4.4	3.9	
N of Valid	165	205	163	158	691	
N of Miss	45	19	14	6	84	

Table 193: How wrong would most adults (over 21) in your neighborhood think it is for kids your age: to use marijuana?





Response	6	8	10	12	Total	
Very wrong	89.5	79.6	75.3	66.7	78.0	
Wrong	8.0	10.7	15.4	14.7	12.1	
A little bit wrong	1.9	4.9	8.0	11.5	6.4	
Not at all wrong	0.6	4.9	1.2	7.1	3.5	
N of Valid	162	206	162	156	686	
N of Miss	48	18	15	8	89	

Table 194: How wrong would most adults (over 21) in your neighborhood think it is for kids your age: to drink alcohol?





Response	6	8	10	12	Total	
Very wrong	84.0	63.7	59.6	45.9	63.5	
Wrong	7.4	19.1	19.9	22.3	17.3	
A little bit wrong	6.8	10.8	15.5	21.7	13.5	
Not at all wrong	1.9	6.4	5.0	10.2	5.8	
N of Valid	162	204	161	157	684	
N of Miss	48	20	16	7	91	

Table 195: How wrong would most adults (over 21) in your neighborhood think it is for kids your age: to smoke cigarettes?


Response	6	8	10	12	Total	
Very wrong	88.9	74.5	66.5	57.3	72.1	
Wrong	5.6	14.2	21.1	19.7	15.1	
A little bit wrong	2.5	6.9	9.9	10.8	7.5	
Not at all wrong	3.1	4.4	2.5	12.1	5.4	
N of Valid	162	204	161	157	684	
N of Miss	48	20	16	7	91	

Table 196: How much do each of the following statements describe your neighborhood? crime and/or drug selling


Response	6	8	10	12	Total	
NO!	79.9	72.7	64.0	62.2	69.9	
no	15.1	20.0	26.1	26.9	21.9	
yes	3.8	3.9	6.2	7.1	5.1	
YES!	1.3	3.4	3.7	3.8	3.1	
N of Valid	159	205	161	156	681	
N of Miss	51	19	16	8	94	

Table 197: How much do each of the following statements describe your neighborhood? fights

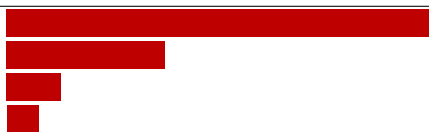
Response	6	8	10	12	Total	
NO!	73.0	67.6	61.5	67.9	67.5	
no	17.0	22.1	29.8	25.6	23.5	
yes	5.0	7.4	6.8	5.8	6.3	
YES!	5.0	2.9	1.9	0.6	2.6	
N of Valid	159	204	161	156	680	
N of Miss	51	20	16	8	95	

Table 198: How much do each of the following statements describe your neighborhood? lots of empty or abandoned buildings

Response	6	8	10	12	Total	
NO!	74.1	68.6	64.0	67.9	68.6	
no	17.7	24.0	31.7	23.7	24.3	
yes	5.1	6.4	3.1	6.4	5.3	
YES!	3.2	1.0	1.2	1.9	1.8	
N of Valid	158	204	161	156	679	
N of Miss	52	20	16	8	96	

Table 199: How much do each of the following statements describe your neighborhood? lots of graffiti

Response	6	8	10	12	Total	
NO!	80.8	75.4	71.4	71.4	74.8	
no	16.0	21.1	26.7	26.0	22.4	
yes	1.3	1.5	0.6	2.6	1.5	
YES!	1.9	2.0	1.2	0.0	1.3	
N of Valid	156	199	161	154	670	
N of Miss	54	25	16	10	105	

Table 200: I feel safe in my neighborhood.

Response	6	8	10	12	Total	
NO!	8.1	8.3	1.2	4.5	5.7	
no	8.7	9.3	5.6	6.4	7.6	
yes	29.2	30.9	37.3	37.2	33.4	
YES!	54.0	51.5	55.9	51.9	53.2	
N of Valid	161	204	161	156	682	
N of Miss	49	20	16	8	93	

Table 201: If a kid smoked marijuana in your neighborhood would he or she be caught by the police?





Response	6	8	10	12	Total	
NO!	12.4	19.1	20.5	22.1	18.5	
no	14.3	29.6	48.4	42.9	33.5	
yes	24.8	30.7	18.0	26.0	25.2	
YES!	48.4	20.6	13.0	9.1	22.8	
N of Valid	161	199	161	154	675	
N of Miss	49	25	16	10	100	

Table 202: If a kid drank some beer, wine or hard liquor (for example, vodka, whiskey, or gin) in your neighborhood would he or she be caught by the police?





Response	6	8	10	12	Total	
NO!	13.1	26.1	25.5	32.5	24.3	
no	22.5	33.2	50.9	51.9	39.2	
yes	28.1	27.6	14.9	12.3	21.2	
YES!	36.2	13.1	8.7	3.2	15.3	
N of Valid	160	199	161	154	674	
N of Miss	50	25	16	10	101	

Table 203: If a kid carried a handgun in your neighborhood would he or she be caught by the police?





Response	6	8	10	12	Total	
NO!	11.2	20.6	17.7	22.9	18.2	
no	12.5	26.1	41.1	31.4	27.6	
yes	22.5	25.1	20.3	29.4	24.3	
YES!	53.8	28.1	20.9	16.3	29.9	
N of Valid	160	199	158	153	670	
N of Miss	50	25	19	11	105	

Table 204: If you wanted to get some cigarettes, how easy would it be for you to get some?

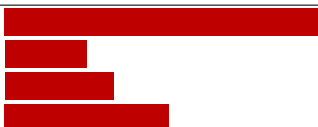
Response	6	8	10	12	Total	
Very hard	76.1	57.9	39.4	21.3	49.3	
Sort of hard	5.0	14.2	16.2	7.1	10.9	
Sort of easy	6.9	14.2	22.5	18.1	15.4	
Very easy	11.9	13.7	21.9	53.5	24.4	
N of Valid	159	197	160	155	671	
N of Miss	51	27	17	9	104	

Table 205: If you wanted to get some beer, wine or hard liquor (for example, vodka, whiskey, or gin), how easy would it be for you to get some?


Response	6	8	10	12	Total	
Very hard	70.4	46.2	27.5	18.7	41.1	
Sort of hard	7.5	13.8	13.8	12.3	12.0	
Sort of easy	8.8	17.4	30.0	26.5	20.5	
Very easy	13.2	22.6	28.7	42.6	26.5	
N of Valid	159	195	160	155	669	
N of Miss	51	29	17	9	106	

Table 206: If you wanted to get a drug like cocaine, LSD, or amphetamines, how easy would it be for you to get some?


Response	6	8	10	12	Total	
Very hard	91.2	84.3	69.2	60.9	76.9	
Sort of hard	5.0	6.1	20.8	19.2	12.4	
Sort of easy	1.3	6.1	4.4	10.3	5.5	
Very easy	2.5	3.6	5.7	9.6	5.2	
N of Valid	159	197	159	156	671	
N of Miss	51	27	18	8	104	

Table 207: If you wanted to get a handgun, how easy would it be for you to get one?

Response	6	8	10	12	Total	
Very hard	82.4	66.8	57.5	51.9	64.8	
Sort of hard	5.7	12.8	17.5	19.9	13.9	
Sort of easy	5.7	8.7	11.9	12.2	9.5	
Very easy	6.3	11.7	13.1	16.0	11.8	
N of Valid	159	196	160	156	671	
N of Miss	51	28	17	8	104	

Table 208: If you wanted to get some marijuana, how easy would it be for you to get some?

Response	6	8	10	12	Total	
Very hard	86.6	71.1	45.3	32.1	59.5	
Sort of hard	5.1	9.1	12.6	7.7	8.7	
Sort of easy	3.8	7.6	15.7	18.6	11.2	
Very easy	4.5	12.2	26.4	41.7	20.6	
N of Valid	157	197	159	156	669	
N of Miss	53	27	18	8	106	

Table 209: If you wanted to get prescription drugs for the purpose of getting high, how easy would it be for you to get some?

Response	6	8	10	12	Total	
Very hard	85.4	70.4	61.1	44.8	65.9	
Sort of hard	7.0	12.2	17.8	16.2	13.2	
Sort of easy	4.4	7.1	12.7	15.6	9.8	
Very easy	3.2	10.2	8.3	23.4	11.1	
N of Valid	158	196	157	154	665	
N of Miss	52	28	20	10	110	

Table 210: If you wanted to get synthetic marijuana such as K2 or chemical products such as bath salts to get high, how easy would it be for you to get some?


Response	6	8	10	12	Total	
Very hard	88.4	83.0	71.7	63.9	77.1	
Sort of hard	4.5	5.7	13.8	18.7	10.4	
Sort of easy	3.9	6.2	8.2	7.1	6.3	
Very easy	3.2	5.2	6.3	10.3	6.2	
N of Valid	155	194	159	155	663	
N of Miss	55	30	18	9	112	

Table 211: If you wanted to get steroids to use or to enhance athletic performance, how easy would it be for you to get some?


Response	6	8	10	12	Total	
Very hard	93.5	85.5	72.5	63.9	79.2	
Sort of hard	3.9	9.3	12.5	14.8	10.1	
Sort of easy	0.6	2.1	8.1	10.3	5.1	
Very easy	1.9	3.1	6.9	11.0	5.6	
N of Valid	155	193	160	155	663	
N of Miss	55	31	17	9	112	

Table 212: If you wanted to get e-cigarettes, e-cigars, or e-hookahs, how easy would it be for you to get some?


Response	6	8	10	12	Total	
Very hard	87.2	65.1	49.4	34.6	59.4	
Sort of hard	3.2	13.8	16.9	7.1	10.5	
Sort of easy	3.8	8.2	16.9	21.2	12.3	
Very easy	5.8	12.8	16.9	37.2	17.8	
N of Valid	156	195	160	156	667	
N of Miss	54	29	17	8	108	

Table 213: During the past 12 months, have you participated in any alcohol prevention programs or seen any alcohol prevention messages in your school or community? Yes, a school-based program focused on preventing underage drinking and/or drinking and driving.



Response	6	8	10	12	Total	
No	75.2	70.5	81.9	91.5	78.8	
Yes	24.8	29.5	18.1	8.5	21.2	
N of Valid	210	224	177	164	775	
N of Miss	0	0	0	0	0	

Table 214: During the past 12 months, have you participated in any alcohol prevention programs or seen any alcohol prevention messages in your school or community? Yes, a community-based program focused on preventing underage drinking and/or drinking and driving (for example, through your church or temple or through youth groups like Boys and Girls Club or 4-H).



Response	6	8	10	12	Total	
No	94.8	95.1	95.5	98.2	95.7	
Yes	5.2	4.9	4.5	1.8	4.3	
N of Valid	210	224	177	164	775	
N of Miss	0	0	0	0	0	

Table 215: During the past 12 months, have you participated in any alcohol prevention programs or seen any alcohol prevention messages in your school or community? Yes, a media campaign addressing underage drinking and/or drinking and driving (for example, newspaper ads, posters, pamphlets, radio, TV).



Response	6	8	10	12	Total	
No	92.9	91.5	89.8	91.5	91.5	
Yes	7.1	8.5	10.2	8.5	8.5	
N of Valid	210	224	177	164	775	
N of Miss	0	0	0	0	0	

Table 216: During the past 12 months, have you participated in any alcohol prevention programs or seen any alcohol prevention messages in your school or community? No



Response	6	8	10	12	Total	
No	55.7	45.5	36.7	22.6	41.4	
Yes	44.3	54.5	63.3	77.4	58.6	
N of Valid	210	224	177	164	775	
N of Miss	0	0	0	0	0	

Table 217: How wrong do your parents feel it would be for YOU to: have one or two drinks of an alcoholic beverage nearly every day?

Response	6	8	10	12	Total	
Very wrong	90.6	80.4	82.5	71.2	81.2	
Wrong	6.9	9.5	13.1	18.3	11.8	
A little bit wrong	1.9	7.5	3.1	8.5	5.4	
Not at all wrong	0.6	2.5	1.2	2.0	1.6	
N of Valid	159	199	160	153	671	
N of Miss	51	25	17	11	104	

Table 218: How wrong do your parents feel it would be for YOU to: smoke tobacco?

Response	6	8	10	12	Total	
Very wrong	96.9	91.4	87.0	80.9	89.3	
Wrong	2.5	5.1	11.2	10.5	7.2	
A little bit wrong	0.6	1.5	1.9	4.6	2.1	
Not at all wrong	0.0	2.0	0.0	3.9	1.5	
N of Valid	159	198	161	152	670	
N of Miss	51	26	16	12	105	

Table 219: How wrong do your parents feel it would be for YOU to: smoke marijuana?

Response	6	8	10	12	Total	
Very wrong	97.5	92.4	91.9	87.7	92.4	
Wrong	1.9	4.1	6.2	7.8	4.9	
A little bit wrong	0.6	2.0	0.6	1.9	1.3	
Not at all wrong	0.0	1.5	1.2	2.6	1.3	
N of Valid	157	197	161	154	669	
N of Miss	53	27	16	10	106	

Table 220: How wrong do your parents feel it would be for YOU to: use prescription drugs not prescribed to you?





Response	6	8	10	12	Total	
Very wrong	96.8	90.5	91.3	90.9	92.3	
Wrong	2.5	5.5	6.8	5.8	5.2	
A little bit wrong	0.6	2.0	1.2	1.9	1.5	
Not at all wrong	0.0	2.0	0.6	1.3	1.0	
N of Valid	157	199	161	154	671	
N of Miss	53	25	16	10	104	

Table 221: How wrong do your parents feel it would be for YOU to: steal something worth more than \$5?





Response	6	8	10	12	Total	
Very wrong	85.4	77.9	85.7	89.0	84.1	
Wrong	10.8	17.6	13.0	9.1	12.9	
A little bit wrong	3.2	3.5	0.6	1.3	2.2	
Not at all wrong	0.6	1.0	0.6	0.6	0.7	
N of Valid	158	199	161	154	672	
N of Miss	52	25	16	10	103	

Table 222: How wrong do your parents feel it would be for YOU to: draw graffiti, write things, or draw pictures on buildings or other property (without the owner's permission)?





Response	6	8	10	12	Total	
Very wrong	89.3	86.4	87.0	91.5	88.4	
Wrong	4.4	8.1	9.9	6.5	7.3	
A little bit wrong	5.7	3.5	3.1	1.3	3.4	
Not at all wrong	0.6	2.0	0.0	0.7	0.9	
N of Valid	159	198	161	153	671	
N of Miss	51	26	16	11	104	

Table 223: How wrong do your parents feel it would be for YOU to: pick a fight with someone?





Response	6	8	10	12	Total	
Very wrong	81.8	65.3	65.0	70.1	70.2	
Wrong	11.9	17.6	24.4	16.2	17.6	
A little bit wrong	4.4	13.1	10.0	9.1	9.4	
Not at all wrong	1.9	4.0	0.6	4.5	2.8	
N of Valid	159	199	160	154	672	
N of Miss	51	25	17	10	103	

Table 224: During the past 12 months, have you talked with at least one of your parents about the dangers of underage drinking and/or drinking and driving? By parents, we mean either your biological parents, adoptive parents, stepparents, or adult guardians - whether or not they live with you.



Response	6	8	10	12	Total	
No	46.4	54.0	49.4	51.7	50.6	
Yes	53.6	46.0	50.6	48.3	49.4	
N of Valid	153	198	158	151	660	
N of Miss	57	26	19	13	115	

Table 225: The rules in my family are clear.





Response	6	8	10	12	Total	
NO!	3.8	3.0	1.3	2.6	2.7	
no	7.5	9.1	7.5	4.6	7.3	
yes	22.6	29.9	31.4	39.5	30.7	
YES!	66.0	57.9	59.7	53.3	59.2	
N of Valid	159	197	159	152	667	
N of Miss	51	27	18	12	108	

Table 226: People in my family have serious arguments about the same things, and often insult or yell at each other.





Response	6	8	10	12	Total	
NO!	46.8	28.6	24.2	31.1	32.4	
no	30.5	39.8	43.9	41.1	38.9	
yes	16.9	20.9	22.3	19.9	20.1	
YES!	5.8	10.7	9.6	7.9	8.7	
N of Valid	154	196	157	151	658	
N of Miss	56	28	20	13	117	

Table 227: When I am not at home, one of my parents knows where I am and who I am with.





Response	6	8	10	12	Total	
NO!	7.7	4.1	0.6	3.3	3.9	
no	5.8	8.2	6.3	8.5	7.3	
yes	25.8	32.3	36.5	35.9	32.6	
YES!	60.6	55.4	56.6	52.3	56.2	
N of Valid	155	195	159	153	662	
N of Miss	55	29	18	11	113	

Table 228: My family has clear rules about alcohol and drug use.





Response	6	8	10	12	Total	
NO!	7.1	6.2	1.9	3.3	4.7	
no	5.8	11.4	10.8	6.7	8.9	
yes	17.5	23.8	29.1	38.7	27.0	
YES!	69.5	58.5	58.2	51.3	59.4	
N of Valid	154	193	158	150	655	
N of Miss	56	31	19	14	120	

Table 229: If you skipped school would you be caught by your parents?

Response	6	8	10	12	Total	
NO!	5.8	5.7	8.9	7.9	7.0	
no	3.9	17.6	17.2	24.5	15.9	
yes	19.5	24.4	27.4	32.5	25.8	
YES!	70.8	52.3	46.5	35.1	51.3	
N of Valid	154	193	157	151	655	
N of Miss	56	31	20	13	120	

Table 230: My parents ask if I've gotten my homework done.

Response	6	8	10	12	Total	
NO!	6.5	8.2	7.6	11.1	8.3	
no	6.5	12.4	22.8	27.5	17.0	
yes	17.4	25.8	31.0	35.3	27.3	
YES!	69.7	53.6	38.6	26.1	47.4	
N of Valid	155	194	158	153	660	
N of Miss	55	30	19	11	115	

Table 231: Would your parents know if you did not come home on time?

Response	6	8	10	12	Total	
NO!	6.5	6.7	5.1	4.0	5.6	
no	5.8	10.9	12.1	9.3	9.6	
yes	24.0	27.5	32.5	40.4	30.8	
YES!	63.6	54.9	50.3	46.4	53.9	
N of Valid	154	193	157	151	655	
N of Miss	56	31	20	13	120	

Table 232: Do you know how to properly dispose of leftover prescription drugs?



Response	6	8	10	12	Total	
No	79.6	74.1	73.7	65.8	73.3	
Yes	20.4	25.9	26.3	34.2	26.7	
N of Valid	147	185	156	152	640	
N of Miss	63	39	21	12	135	

Table 233: Have any of your brothers or sisters ever: drunk beer, wine or hard liquor (for example, vodka, whiskey or gin)?




Response	6	8	10	12	Total	
No	75.0	58.8	50.6	37.1	55.6	
Yes	22.4	40.1	47.5	58.9	42.1	
I don't have any brothers or sisters	2.6	1.1	1.9	4.0	2.3	
N of Valid	152	187	158	151	648	
N of Miss	58	37	19	13	127	

Table 234: Have any of your brothers or sisters ever: smoked marijuana?




Response	6	8	10	12	Total	
No	93.5	86.2	75.5	68.4	81.2	
Yes	3.9	12.8	22.6	27.6	16.5	
I don't have any brothers or sisters	2.6	1.1	1.9	3.9	2.3	
N of Valid	153	188	155	152	648	
N of Miss	57	36	22	12	127	

Table 235: Have any of your brothers or sisters ever: smoked cigarettes?




Response	6	8	10	12	Total	
No	86.8	77.5	66.7	59.9	72.9	
Yes	9.9	20.9	31.4	36.2	24.5	
I don't have any brothers or sisters	3.3	1.6	1.9	3.9	2.6	
N of Valid	151	187	156	152	646	
N of Miss	59	37	21	12	129	

Table 236: Have any of your brothers or sisters ever: taken a handgun to school?




Response	6	8	10	12	Total	
No	96.1	97.9	96.2	94.0	96.1	
Yes	1.3	0.5	1.9	2.0	1.4	
I don't have any brothers or sisters	2.6	1.6	1.9	4.0	2.5	
N of Valid	153	187	157	151	648	
N of Miss	57	37	20	13	127	

Table 237: Have any of your brothers or sisters ever: been suspended or expelled from school?




Response	6	8	10	12	Total	
No	84.3	80.1	66.9	69.9	75.5	
Yes	13.1	18.8	31.2	26.1	22.2	
I don't have any brothers or sisters	2.6	1.1	1.9	3.9	2.3	
N of Valid	153	186	157	153	649	
N of Miss	57	38	20	11	126	

Table 238: Have any of your brothers or sisters ever: used e-cigarettes, e-cigars or e-hookahs?




Response	6	8	10	12	Total	
No	92.8	84.3	74.8	74.3	81.7	
Yes	4.6	14.6	23.2	21.7	16.0	
I don't have any brothers or sisters	2.6	1.1	1.9	3.9	2.3	
N of Valid	152	185	155	152	644	
N of Miss	58	39	22	12	131	

Table 239: Have any of your brothers or sisters ever: used prescription drugs not prescribed to him/her?




Response	6	8	10	12	Total	
No	92.8	92.9	91.0	87.6	91.1	
Yes	3.9	5.5	7.1	8.5	6.2	
I don't have any brothers or sisters	3.3	1.6	1.9	3.9	2.6	
N of Valid	152	183	155	153	643	
N of Miss	58	41	22	11	132	

Table 240: Have you changed homes in the past year (the last 12 months)?



Response	6	8	10	12	Total	
No	75.2	79.3	78.0	84.9	79.3	
Yes	24.8	20.7	22.0	15.1	20.7	
N of Valid	153	193	159	152	657	
N of Miss	57	31	18	12	118	

Table 241: How many times have you changed homes since kindergarten?






Response	6	8	10	12	Total	
Never	40.0	38.1	33.8	32.0	36.1	
1 or 2 times	35.3	33.5	35.6	37.9	35.5	
3 or 4 times	16.7	16.0	15.6	17.6	16.4	
5 or 6 times	5.3	6.2	5.0	7.8	6.1	
7 or more times	2.7	6.2	10.0	4.6	5.9	
N of Valid	150	194	160	153	657	
N of Miss	60	30	17	11	118	

Table 242: Have you changed schools (including changing from elementary to middle and middle to high school) in the past year?



Response	6	8	10	12	Total	
No	56.8	57.6	57.3	86.3	64.1	
Yes	43.2	42.4	42.7	13.7	35.9	
N of Valid	146	191	157	153	647	
N of Miss	64	33	20	11	128	

Table 243: How many times have you changed schools since kindergarten (including changing from elementary to middle and middle to high school)?






Response	6	8	10	12	Total	
Never	48.6	34.0	34.6	42.2	39.5	
1 or 2 times	21.6	29.3	23.1	20.1	23.8	
3 or 4 times	20.3	26.6	25.6	24.7	24.5	
5 or 6 times	7.4	5.9	10.9	7.1	7.7	
7 or more times	2.0	4.3	5.8	5.8	4.5	
N of Valid	148	188	156	154	646	
N of Miss	62	36	21	10	129	

Table 244: Has anyone in your family ever had severe alcohol or drug problems?



Response	6	8	10	12	Total	
No	77.3	70.1	58.2	60.8	66.7	
Yes	22.7	29.9	41.8	39.2	33.3	
N of Valid	150	187	158	153	648	
N of Miss	60	37	19	11	127	

Table 245: About how many adults (over 21) have you known personally who in the past year have: used marijuana, crack, cocaine, or other drugs?






Response	6	8	10	12	Total	
0	86.8	75.1	60.4	58.8	70.4	
1	4.0	10.6	18.9	9.8	10.9	
2	4.6	6.9	5.7	9.8	6.7	
3-4	4.0	4.8	6.9	7.8	5.8	
5	0.7	2.6	8.2	13.7	6.1	
N of Valid	151	189	159	153	652	
N of Miss	59	35	18	11	123	

Table 246: About how many adults (over 21) have you known personally who in the past year have: sold or dealt drugs?






Response	6	8	10	12	Total	
0	92.1	81.3	74.2	69.9	79.4	
1	3.3	9.1	11.9	11.1	8.9	
2	2.6	6.4	4.4	7.2	5.2	
3-4	0.7	1.6	4.4	4.6	2.8	
5	1.3	1.6	5.0	7.2	3.7	
N of Valid	151	187	159	153	650	
N of Miss	59	37	18	11	125	

Table 247: About how many adults (over 21) have you known personally who in the past year have: done other things that could get them in trouble with the police, like stealing, selling stolen goods, mugging or assaulting others, etc.?






Response	6	8	10	12	Total	
0	87.9	77.1	71.7	73.7	77.5	
1	8.1	12.2	13.2	7.2	10.3	
2	4.0	5.3	5.0	6.6	5.2	
3-4	0.0	2.7	3.1	4.6	2.6	
5	0.0	2.7	6.9	7.9	4.3	
N of Valid	149	188	159	152	648	
N of Miss	61	36	18	12	127	

Table 248: About how many adults (over 21) have you known personally who in the past year have: gotten drunk or high?






Response	6	8	10	12	Total	
0	64.7	43.1	41.2	34.9	45.8	
1	13.7	17.6	14.4	13.2	14.9	
2	7.8	13.3	8.1	7.9	9.5	
3-4	5.9	12.8	14.4	7.2	10.3	
5	7.8	13.3	21.9	36.8	19.6	
N of Valid	153	188	160	152	653	
N of Miss	57	36	17	12	122	

Table 249: Have you seen or heard information about underage drinking in the past 12 months from the following sources? Radio



Response	6	8	10	12	Total	
No	61.7	58.3	57.1	57.3	58.6	
Yes	38.3	41.7	42.9	42.7	41.4	
N of Valid	149	199	161	157	666	
N of Miss	61	25	16	7	109	

Table 250: Have you seen or heard information about underage drinking in the past 12 months from the following sources? TV.



Response	6	8	10	12	Total	
No	43.9	36.3	30.9	43.6	38.4	
Yes	56.1	63.7	69.1	56.4	61.6	
N of Valid	148	201	162	156	667	
N of Miss	62	23	15	8	108	

Table 251: Have you seen or heard information about underage drinking in the past 12 months from the following sources? Print. This includes information on underage drinking you may have seen in the newspaper, on a billboard, in pamphlets, on stickers, etc.



Response	6	8	10	12	Total	
No	59.9	54.8	48.4	56.1	54.7	
Yes	40.1	45.2	51.6	43.9	45.3	
N of Valid	147	197	161	155	660	
N of Miss	63	27	16	9	115	

Table 252: Have you seen or heard information about underage drinking in the past 12 months from the following sources? Website or social media? (Facebook, Myspace, website, etc.)



Response	6	8	10	12	Total	
No	52.7	40.6	30.2	40.6	40.8	
Yes	47.3	59.4	69.8	59.4	59.2	
N of Valid	148	197	162	155	662	
N of Miss	62	27	15	9	113	

Table 253: The next questions ask about your opinions of the information you saw or heard. If you have seen or heard more than one ad, please think about your favorite ad when answering these questions. The information about underage drinking that I saw or heard was convincing.






Response	6	8	10	12	Total	
NO!	34.5	21.1	10.5	12.2	19.3	
no	5.5	16.0	20.4	19.9	15.7	
yes	17.2	23.2	36.4	34.6	27.9	
YES!	17.9	18.0	13.0	12.8	15.5	
I have not seen or heard any ads about underage drinking in the past 12 months.	24.8	21.6	19.8	20.5	21.6	
N of Valid	145	194	162	156	657	
N of Miss	65	30	15	8	118	

Table 254: The next questions ask about your opinions of the information you saw or heard. If you have seen or heard more than one ad, please think about your favorite ad when answering these questions. The information about underage drinking that I saw or heard grabbed my attention.






Response	6	8	10	12	Total	
NO!	31.5	19.8	11.1	11.0	18.2	
no	8.2	18.2	20.4	20.8	17.1	
yes	17.1	20.8	35.2	34.4	26.8	
YES!	21.2	18.2	13.6	13.6	16.7	
I have not seen or heard any ads about underage drinking in the past 12 months.	21.9	22.9	19.8	20.1	21.3	
N of Valid	146	192	162	154	654	
N of Miss	64	32	15	10	121	

Table 255: The next questions ask about your opinions of the information you saw or heard. If you have seen or heard more than one ad, please think about your favorite ad when answering these questions. The information about underage drinking that I saw or heard said something important to me.






Response	6	8	10	12	Total	
NO!	28.5	18.2	10.6	12.3	17.2	
no	10.4	20.8	18.6	20.6	17.9	
yes	14.6	20.8	33.5	32.3	25.3	
YES!	22.2	18.8	16.1	14.2	17.8	
I have not seen or heard any ads about underage drinking in the past 12 months.	24.3	21.4	21.1	20.6	21.8	
N of Valid	144	192	161	155	652	
N of Miss	66	32	16	9	123	

Table 256: The next questions ask about your opinions of the information you saw or heard. If you have seen or heard more than one ad, please think about your favorite ad when answering these questions. Seeing or hearing this information about underage drinking made me want to stop or decrease my drinking.










Response	6	8	10	12	Total	
NO!	29.5	23.8	10.8	14.3	19.5	
no	8.6	15.1	18.5	20.8	15.9	
yes	7.2	10.8	22.9	24.0	16.2	
YES!	20.1	20.5	21.0	13.6	18.9	
I have not seen or heard any ads about underage drinking in the past 12 months.	34.5	29.7	26.8	27.3	29.4	
N of Valid	139	185	157	154	635	
N of Miss	71	39	20	10	140	

Table 257: How honest were you in filling out this survey?

Response	6	8	10	12	Total	
I was very honest	78.0	75.5	72.5	74.8	75.2	
I was honest pretty much of the time	18.7	18.5	23.1	22.6	20.6	
I was honest some of the time	3.3	5.5	2.5	2.6	3.6	
I was honest once in a while	0.0	0.5	1.9	0.0	0.6	
I was not honest at all	0.0	0.0	0.0	0.0	0.0	
N of Valid	150	200	160	155	665	
N of Miss	60	24	17	9	110	