

# 2013 APNA



Arkansas Prevention Needs Assessment Student Survey

Sevier County Tables

Arkansas Department of Human Services  
Division of Behavioral Health Services  
Prevention Services

Conducted by International Survey Associates dba Pride Surveys



## Contents

1	INTRODUCTION	10
2	PERCENTAGE TABLES	15

## List of Tables

1	Sex	16
2	Age	16
3	Are you Hispanic or Latino?	16
4	What is your race? Black or African American	17
5	What is your race? Asian	17
6	What is your race? American Indian	17
7	What is your race? Alaska Native	17
8	What is your race? White	18
9	What is your race? Native Hawaiian or Other Pacific Islander	18
10	What is your race? Other	18
11	What is the highest level of schooling completed by your mother or father?	19
12	Think of where you live most of the time. Which of the following people live there with you? Mother	19
13	Think of where you live most of the time. Which of the following people live there with you? Stepmother	19
14	Think of where you live most of the time. Which of the following people live there with you? Foster Mother	20
15	Think of where you live most of the time. Which of the following people live there with you? Grandmother	20
16	Think of where you live most of the time. Which of the following people live there with you? Aunt	20
17	Think of where you live most of the time. Which of the following people live there with you? Father	20
18	Think of where you live most of the time. Which of the following people live there with you? Stepfather	21
19	Think of where you live most of the time. Which of the following people live there with you? Foster Father	21
20	Think of where you live most of the time. Which of the following people live there with you? Grandfather	21
21	Think of where you live most of the time. Which of the following people live there with you? Uncle	21
22	Think of where you live most of the time. Which of the following people live there with you? Other Adults	22
23	Think of where you live most of the time. Which of the following people live there with you? Brother(s)	22
24	Think of where you live most of the time. Which of the following people live there with you? Stepbrother(s)	22
25	Think of where you live most of the time. Which of the following people live there with you? Sister(s)	22
26	Think of where you live most of the time. Which of the following people live there with you? Stepsister(s)	23

27	Think of where you live most of the time. Which of the following people live there with you? Other Children . . . . .	23
28	In my school, students have lots of chances to help decide things like class activities and rules. . . . .	23
29	Teachers ask me to work on special classroom projects. . . . .	23
30	My teacher(s) notices when I am doing a good job and lets me know about it. . . . .	24
31	There are lots of chances for students in my school to get involved in sports, clubs, and other school activities outside of class. . . . .	24
32	There are lots of chances for students in my school to talk with a teacher one-on-one. . . . .	24
33	I feel safe at my school. . . . .	25
34	The school lets my parents know when I have done something well. . . . .	25
35	My teachers praise me when I work hard in school. . . . .	25
36	Are your school grades better than the grades of most students in your class? . . . . .	26
37	I have lots of chances to be part of class discussions or activities. . . . .	26
38	Now thinking back over the past year in school, how often did you: enjoy being in school? . . . . .	26
39	Now thinking back over the past year in school, how often did you: hate being in school? . . . . .	27
40	Now thinking back over the past year in school, how often did you: try to do your best work in school? . . . . .	27
41	How often do you feel that the school work you are assigned is meaningful and important? . . . . .	27
42	Putting them all together, what were your grades like last year? . . . . .	28
43	How important do you think the things you are learning in school are going to be for your later life? . . . . .	28
44	How interesting are most of your courses to you? . . . . .	28
45	During the LAST FOUR WEEKS how many whole days of school have you missed because you skipped or 'cut'? . . . . .	29
46	What are the chances you would be seen as cool if you: smoked cigarettes? . . . . .	29
47	What are the chances you would be seen as cool if you: worked hard at school? . . . . .	29
48	What are the chances you would be seen as cool if you: began drinking alcoholic beverages regularly, that is, at least once or twice a month? . . . . .	30
49	What are the chances you would be seen as cool if you: defended someone who was being verbally abused at school? . . . . .	30
50	What are the chances you would be seen as cool if you: smoked marijuana? . . . . .	30
51	What are the chances you would be seen as cool if you: carried a handgun? . . . . .	31

52	Think of your four best friends (the friends you feel closest to). In the past year (12 months), how many of your best friends have: participated in clubs, organizations or activities at school? . . . . .	31
53	Think of your four best friends (the friends you feel closest to). In the past year (12 months), how many of your best friends have: smoked cigarettes? . . . . .	31
54	Think of your four best friends (the friends you feel closest to). In the past year (12 months), how many of your best friends have: tried beer, wine or hard liquor (for example, vodka, whiskey, or gin) when their parents didn't know about it? . . . . .	32
55	Think of your four best friends (the friends you feel closest to). In the past year (12 months), how many of your best friends have: made a commitment to stay drug-free? . . . . .	32
56	Think of your four best friends (the friends you feel closest to). In the past year (12 months), how many of your best friends have: used marijuana? . . . . .	32
57	Think of your four best friends (the friends you feel closest to). In the past year (12 months), how many of your best friends have: used prescription drugs or non-prescription drugs for the purposes of getting high? . . . . .	33
58	Think of your four best friends (the friends you feel closest to). In the past year (12 months), how many of your best friends have: used synthetic marijuana (K2, spice) or bath salts? . . . . .	33
59	Think of your four best friends (the friends you feel closest to). In the past year (12 months), how many of your best friends have: used LSD, cocaine, amphetamines, or other illegal drugs? . . . . .	33
60	Think of your four best friends (the friends you feel closest to). In the past year (12 months), how many of your best friends have: tried to do well in school? . . . . .	34
61	Think of your four best friends (the friends you feel closest to). In the past year (12 months), how many of your best friends have: been suspended from school? . . . . .	34
62	Think of your four best friends (the friends you feel closest to). In the past year (12 months), how many of your best friends have: liked school? . . . . .	34
63	Think of your four best friends (the friends you feel closest to). In the past year (12 months), how many of your best friends have: carried a handgun? . . . . .	35
64	Think of your four best friends (the friends you feel closest to). In the past year (12 months), how many of your best friends have: sold illegal drugs? . . . . .	35
65	Think of your four best friends (the friends you feel closest to). In the past year (12 months), how many of your best friends have: regularly attended religious services? . . . . .	35

66	Think of your four best friends (the friends you feel closest to). In the past year (12 months), how many of your best friends have: stolen or tried to steal a motor vehicle such as a car or motorcycle?	36
67	Think of your four best friends (the friends you feel closest to). In the past year (12 months), how many of your best friends have: been arrested?	36
68	Think of your four best friends (the friends you feel closest to). In the past year (12 months), how many of your best friends have: dropped out of school?	36
69	Think of your four best friends (the friends you feel closest to). In the past year (12 months), how many of your best friends have: been members of a gang?	37
70	How old were you when you first: smoked marijuana?	37
71	How old were you when you first: smoked a cigarette, even just a puff?	38
72	How old were you when you first: had more than a sip or two of beer, wine or hard liquor (for example, vodka, whiskey, or gin)?	38
73	How old were you when you first: began drinking alcoholic beverages regularly, that is, at least once or twice a month?	39
74	How old were you when you first: used Daztrex?	39
75	How old were you when you first: got suspended from school?	40
76	How old were you when you first: got arrested?	40
77	How old were you when you first: carried a handgun?	41
78	How old were you when you first: attacked someone with the idea of seriously hurting them?	41
79	How old were you when you first: belonged to a gang?	42
80	How wrong do you think it is for someone your age to: take a handgun to school?	42
81	How wrong do you think it is for someone your age to: steal anything worth more than \$5?	42
82	How wrong do you think it is for someone your age to: pick a fight with someone?	43
83	How wrong do you think it is for someone your age to: attack someone with the idea of seriously hurting them?	43
84	How wrong do you think it is for someone your age to: stay away from school all day when their parents think they are at school?	43
85	How wrong do you think it is for someone your age to: drink beer, wine or hard liquor (for example, vodka, whiskey, or gin) regularly?	44
86	How wrong do you think it is for someone your age to: smoke cigarettes?	44
87	How wrong do you think it is for someone your age to: smoke marijuana?	44
88	How wrong do you think it is for someone your age to: use prescription drugs or non-prescription drugs for the purpose of getting high?	45

89	How wrong do you think it is for someone your age to: use synthetic marijuana (K2, spice) or bath salts?	45
90	How wrong do you think it is for someone your age to: use LSD, cocaine, amphetamines or another illegal drug?	45
91	At school during the past 12 months, did you receive help from the resource teacher, speech therapist or other special education teacher?	46
92	How many times in the past year (12 months) have you: been suspended from school?	46
93	How many times in the past year (12 months) have you: carried a handgun?	46
94	How many times in the past year (12 months) have you: sold illegal drugs?	47
95	How many times in the past year (12 months) have you: stolen or tried to steal a motor vehicle such as a car or motorcycle?	47
96	How many times in the past year (12 months) have you: participated in clubs, organizations or activities at school?	48
97	How many times in the past year (12 months) have you: been arrested?	48
98	How many times in the past year (12 months) have you: attacked someone with the idea of seriously hurting them?	49
99	How many times in the past year (12 months) have you: been drunk or high at school?	49
100	How many times in the past year (12 months) have you: taken a handgun to school?	50
101	Are you currently on probation, or assigned a probation officer with Juvenile Court?	50
102	Have you ever belonged to a gang?	50
103	If you have ever belonged to a gang, did that gang have a name?	51
104	You are at a party at someone's house, and one of your friends offers you a drink containing alcohol. What would you say or do?	51
105	How often do you attend religious services or activities?	51
106	I think sometimes it's okay to cheat at school.	52
107	It is important to think before you act.	52
108	Sometimes I think that life is not worth it.	52
109	At times I think I am no good at all.	53
110	All in all, I am inclined to think that I am a failure.	53
111	In the past year, have you felt depressed or sad MOST days, even if you felt okay sometimes?	53
112	It is all right to beat up people if they start the fight.	54
113	I think it is okay to take something without asking if you can get away with it.	54
114	Where do you get the most information about living a drug and alcohol free life? Parents/guardians	54
115	Where do you get the most information about living a drug and alcohol free life? Friends	55

116	Where do you get the most information about living a drug and alcohol free life? Family members . . . . .	55
117	Where do you get the most information about living a drug and alcohol free life? School . . . . .	55
118	Where do you get the most information about living a drug and alcohol free life? Internet . . . . .	56
119	Where do you get the most information about living a drug and alcohol free life? TV . . . . .	56
120	Where do you get the most information about living a drug and alcohol free life? Social media . . . . .	56
121	How much do you think people risk harming themselves (physically or in other ways) if they: smoked one or more packs of cigarettes per day? . . . . .	57
122	How much do you think people risk harming themselves (physically or in other ways) if they: try marijuana once or twice? . . . . .	57
123	How much do you think people risk harming themselves (physically or in other ways) if they: smoke marijuana once or twice a week? . . . . .	57
124	How much do you think people risk harming themselves (physically or in other ways) if they: take one or two drinks of an alcoholic beverage (beer, wine, liquor) nearly every day? . . . . .	58
125	How much do you think people risk harming themselves (physically or in other ways) if they: have five or more drinks of an alcoholic beverage once or twice each weekend? . . . . .	58
126	How much do you think people risk harming themselves (physically or in other ways) if they: use prescription drugs that are not prescribed to them? . . . . .	58
127	How much do you think people risk harming themselves (physically or in other ways) if they: use non-prescription drugs to get high? . . . . .	59
128	Have you ever used smokeless tobacco (chew, snuff, plug, dipping tobacco, or chewing tobacco)? . . . . .	59
129	How often have you taken smokeless tobacco during the past 30 days? . . . . .	59
130	Have you ever smoked cigarettes? . . . . .	60
131	How frequently have you smoked cigarettes during the past 30 days? . . . . .	60
132	Which statement best describes rules about smoking inside your home? . . . . .	60
133	Which statement best describes rules about smoking in your family cars? . . . . .	61
134	During this school year, were you taught in any of your classes about the dangers of tobacco use? . . . . .	61
135	During the past 12 months, have you participated in any community activities to discourage people your age from using cigarettes, chewing tobacco, snuff, dip or cigars? . . . . .	61
136	Think back over the last two weeks. How many times have you had five or more alcoholic drinks in a row? . . . . .	62

137	During the past 30 days, how many times did you ride in a car or other vehicle driven by someone who had been drinking alcohol or using drugs to get high? . . . . .	62
138	During the past 30 days, how many times did you drive a car or other vehicle when you had been drinking alcohol or using drugs to get high? . . . . .	62
139	If you drank alcohol (not just a sip or taste) in the past year, how did you usually get it? . . . . .	63
140	If you drank alcohol (not just a sip or taste) in the past year, where did you usually drink it? . . . . .	63
141	How do you feel about someone your age having one or two drinks of an alcoholic beverage nearly every day? . . . . .	64
142	On how many occasions have you had alcoholic beverages (beer, wine or hard liquor) to drink in your lifetime - more than just a few sips? . . . . .	64
143	On how many occasions have you drunk one of more drinks of an alcoholic beverage during the past 30 days? . . . . .	64
144	On how many occasions have you used marijuana (grass, pot) or hashish (hash, hash oil) in your lifetime? . . . . .	65
145	On how many occasions have you used marijuana (grass, pot) or hashish (hash, hash oil) during the past 30 days? . . . . .	65
146	On how many occasions have you used LSD or other psychedelics in your lifetime? . . . . .	65
147	On how many occasions have you used LSD or other psychedelics during the past 30 days? . . . . .	66
148	On how many occasions have you used cocaine or crack in your lifetime? . . . . .	66
149	On how many occasions have you used cocaine or crack during the past 30 days? . . . . .	66
150	On how many occasions have you sniffed glue, breathed the contents of an aerosol spray can, or inhaled other gases or sprays, in order to get high in your lifetime? . . . . .	67
151	On how many occasions have you sniffed glue, breathed the contents of an aerosol spray can, or inhaled other gases or sprays, in order to get high during the past 30 days? . . . . .	67
152	On how many occasions have you used Daztrex in your lifetime? . . . . .	68
153	On how many occasions have you used Daztrex during the past 30 days? . . . . .	68
154	On how many occasions have you used synthetic marijuana in your lifetime? . . . . .	68
155	On how many occasions have you used synthetic marijuana during the past 30 days? . . . . .	69
156	On how many occasions have you used methamphetamines (meth, speed, crank, crystal meth) in your lifetime? . . . . .	69



157	On how many occasions have you used methamphetamines (meth, speed, crank, crystal meth) in the past 30 days? . . . . .	69
158	On how many occasions have you used other chemical products (bath salts, plant food, etc.) in your lifetime? . . . . .	70
159	On how many occasions have you used other chemical products (bath salts, plant food, etc.) during the past 30 days? . . . . .	70
160	On how many occasions have you used heroin or other opiates in your lifetime? . . . . .	70
161	On how many occasions have you used heroin or other opiates during the past 30 days? . . . . .	71
162	On how many occasions have you used MDMA ('X', 'E', or ecstasy) in your lifetime? . . . . .	71
163	On how many occasions have you used MDMA ('X', 'E', or ecstasy) during the past 30 days? . . . . .	71
164	On how many occasions have you taken prescription drugs (such as Valium, Xanax, Ritalin, Adderall, OxyContin, Darvocet, or sleeping pills) not prescribed to you in your lifetime? . . . . .	72
165	On how many occasions have you taken prescription drugs (such as Valium, Xanax, Ritalin, Adderall, OxyContin, Darvocet, or sleeping pills) not prescribed to you during the past 30 days? . . . . .	72
166	On how many occasions have you taken non-prescription medicines such as diet pills (for example, Dietac, Dexatrim or Prolamine), stay-awake pills (for example No-Doz, Vivarin, or Wake), or cough or cold medicines (robos, DXM, etc.) to get high in your lifetime? . . . . .	73
167	On how many occasions have you taken non-prescription medicines such as diet pills (for example, Dietac, Dexatrim or Prolamine), stay-awake pills (for example No-Doz, Vivarin, or Wake), or cough or cold medicines (robos, DXM, etc.) to get high during the past 30 days? . . . . .	73
168	On how many occasions have you been drunk or very high from drinking alcoholic beverages during the past 30 days? . . . . .	74
169	On how many occasions have you drunk flavored alcoholic beverages, sometimes called 'alcopops' (like Mike's Hard Lemonade, Smirnoff Ice, Bacardi Breezers, etc.) in your lifetime? . . . . .	74
170	On how many occasions have you drunk flavored alcoholic beverages, sometimes called 'alcopops' (like Mike's Hard Lemonade, Smirnoff Ice, Bacardi Breezers, etc.) during the past 30 days? . . . . .	75
171	If you used prescription drugs or over the counter drugs without a doctor telling you to use it or for the purpose of getting high, where did you get these drugs? . . . . .	75
172	During the last month, about how many marijuana cigarettes, or the equivalent, did you smoke a day, on the average? . . . . .	76
173	How wrong do your friends feel it would be for YOU to: drink alcohol? . . . . .	76
174	How wrong do your friends feel it would be for YOU to: smoke tobacco? . . . . .	76

175	How wrong do your friends feel it would be for YOU to: smoke marijuana? . . . . .	77
176	How wrong do your friends feel it would be for YOU to: use prescription drugs not prescribed to you . . . . .	77
177	How wrong would most adults (over 21) in your neighborhood think it is for kids your age: to use marijuana? . . . . .	77
178	How wrong would most adults (over 21) in your neighborhood think it is for kids your age: to drink alcohol? . . . . .	78
179	How wrong would most adults (over 21) in your neighborhood think it is for kids your age: to smoke cigarettes? . . . . .	78
180	How much do each of the following statements describe your neighborhood? crime and/or drug selling . . . . .	78
181	How much do each of the following statements describe your neighborhood? fights . . . . .	79
182	How much do each of the following statements describe your neighborhood? lots of empty or abandoned buildings . . . . .	79
183	How much do each of the following statements describe your neighborhood? lots of graffiti . . . . .	79
184	I feel safe in my neighborhood. . . . .	80
185	If a kid smoked marijuana in your neighborhood would he or she be caught by the police? . . . . .	80
186	If a kid drank some beer, wine or hard liquor (for example, vodka, whiskey, or gin) in your neighborhood would he or she be caught by the police? . . . . .	80
187	If a kid carried a handgun in your neighborhood would he or she be caught by the police? . . . . .	81
188	If you wanted to get some cigarettes, how easy would it be for you to get some? . . . . .	81
189	If you wanted to get some beer, wine or hard liquor (for example, vodka, whiskey, or gin), how easy would it be for you to get some? . . . . .	81
190	If you wanted to get a drug like cocaine, LSD, or amphetamines, how easy would it be for you to get some? . . . . .	82
191	If you wanted to get a handgun, how easy would it be for you to get one? . . . . .	82
192	If you wanted to get some marijuana, how easy would it be for you to get some? . . . . .	82
193	If you wanted to get prescription drugs for the purpose of getting high, how easy would it be for you to get some? . . . . .	83
194	If you wanted to get synthetic marijuana such as K2 or chemical products such as bath salts to get high, how easy would it be for you to get some? . . . . .	83
195	If you wanted to get steroids to enhance athletic performance, how easy would it be for you to get some? . . . . .	83

196	During the past 12 months, have you participated in any alcohol prevention programs or seen any alcohol prevention messages in your school or community? Yes, a school-based program focused on preventing underage drinking and/or drinking and driving. . . .	84
197	During the past 12 months, have you participated in any alcohol prevention programs or seen any alcohol prevention messages in your school or community? Yes, a community-based program focused on preventing underage drinking and/or drinking and driving (for example, through your church or temple or through youth groups like Boys and Girls Club or 4-H). . . .	84
198	During the past 12 months, have you participated in any alcohol prevention programs or seen any alcohol prevention messages in your school or community? Yes, a media campaign addressing underage drinking and/or drinking and driving (for example, newspaper ads, posters, pamphlets, radio, TV). . . .	84
199	During the past 12 months, have you participated in any alcohol prevention programs or seen any alcohol prevention messages in your school or community? No . . . .	84
200	How wrong do your parents feel it would be for YOU to: drink beer, wine or hard liquor (for example, vodka, whiskey or gin) regularly? .	85
201	How wrong do your parents feel it would be for YOU to: smoke tobacco? . . . .	85
202	How wrong do your parents feel it would be for YOU to: smoke marijuana? . . . .	85
203	How wrong do your parents feel it would be for YOU to: use prescription drugs not prescribed to you? . . . .	86
204	How wrong do your parents feel it would be for YOU to: steal something worth more than \$5? . . . .	86
205	How wrong do your parents feel it would be for YOU to: draw graffiti, write things, or draw pictures on buildings or other property (without the owner's permission)? . . . .	86
206	How wrong do your parents feel it would be for YOU to: pick a fight with someone? . . . .	87
207	During the past 12 months, have you talked with at least one of your parents about the dangers of underage drinking and/or drinking and driving? By parents, we mean either your biological parents, adoptive parents, stepparents, or adult guardians - whether or not they live with you. . . .	87
208	The rules in my family are clear. . . .	87
209	People in my family often insult or yell at each other. . . .	88
210	When I am not at home, one of my parents knows where I am and who I am with. . . .	88
211	We argue about the same things in my family over and over. . . .	88

212	If you drank some beer or wine or liquor (for example, vodka, whiskey, or gin) without your parents' permission, would you be caught by your parents? . . . .	89
213	My family has clear rules about alcohol and drug use. . . .	89
214	If you carried a handgun without your parents' permission, would you be caught by your parents? . . . .	89
215	If you skipped school would you be caught by your parents? . . . .	90
216	My parents ask if I've gotten my homework done. . . .	90
217	People in my family have serious arguments. . . .	90
218	Would your parents know if you did not come home on time? . . . .	91
219	Have any of your brothers or sisters ever: drunk beer, wine or hard liquor (for example, vodka, whiskey or gin)? . . . .	91
220	Have any of your brothers or sisters ever: smoked marijuana? . . . .	91
221	Have any of your brothers or sisters ever: smoked cigarettes? . . . .	91
222	Have any of your brothers or sisters ever: taken a handgun to school? . . . .	92
223	Have any of your brothers or sisters ever: been suspended or expelled from school? . . . .	92
224	Have you changed homes in the past year (the last 12 months)? . . .	92
225	How many times have you changed homes since kindergarten? . . .	92
226	Have you changed schools (including changing from elementary to middle and middle to high school) in the past year? . . . .	93
227	How many times have you changed schools since kindergarten (including changing from elementary to middle and middle to high school)? . . . .	93
228	Has anyone in your family ever had severe alcohol or drug problems? . . .	93
229	About how many adults (over 21) have you known personally who in the past year have: used marijuana, crack, cocaine, or other drugs? . . .	94
230	About how many adults (over 21) have you known personally who in the past year have: sold or dealt drugs? . . . .	94
231	About how many adults (over 21) have you known personally who in the past year have: done other things that could get them in trouble with the police, like stealing, selling stolen goods, mugging or assaulting others, etc.? . . . .	94
232	About how many adults (over 21) have you known personally who in the past year have: gotten drunk or high? . . . .	95
233	Have you seen or heard information about underage drinking in the past 12 months from the following sources? Radio . . . .	95
234	Have you seen or heard information about underage drinking in the past 12 months from the following sources? TV. . . .	95
235	Have you seen or heard information about underage drinking in the past 12 months from the following sources? Print. This includes information on underage drinking you may have seen in the newspaper, on a billboard, in pamphlets, on stickers, etc. . . .	95



236	Have you seen or heard information about underage drinking in the past 12 months from the following sources? Website or social media? (Facebook, Myspace, website, etc.) . . . . .	96
237	The next questions ask about your opinions of the information you saw or heard. If you have seen or heard more than one ad, please think about your favorite ad when answering these questions. The information about underage drinking that I saw or heard was convincing. . . . .	96
238	The next questions ask about your opinions of the information you saw or heard. If you have seen or heard more than one ad, please think about your favorite ad when answering these questions. The information about underage drinking that I saw or heard grabbed my attention. . . . .	96
239	The next questions ask about your opinions of the information you saw or heard. If you have seen or heard more than one ad, please think about your favorite ad when answering these questions. The information about underage drinking that I saw or heard said something important to me. . . . .	97
240	The next questions ask about your opinions of the information you saw or heard. If you have seen or heard more than one ad, please think about your favorite ad when answering these questions. Seeing or hearing this information about underage drinking made me want to stop or decrease my drinking. . . . .	97
241	How honest were you in filling out this survey? . . . . .	97

## List of Figures

1	Grade Chart . . . . .	11
2	Gender Chart . . . . .	12
3	Age Chart . . . . .	13
4	Ethnic Origin Chart . . . . .	14

# 1 INTRODUCTION

This report was generated from data collected on the *2013 Arkansas Prevention Needs Assessment Student Survey*. This report contains basic frequency tables of all data collected and graphs on the selected demographic variables of grade, gender, age and ethnic origin. The graph on ethnic origin is represented as a bar chart rather than as a pie chart. This is because students were allowed to mark more than one response for ethnic origin as opposed to being allowed to mark only one response. The bars represent the percent of students who marked each of the ethnic categories.

Questions regarding the information found in this report can be directed to:

**Pride Surveys**

160 Vanderbilt Court  
Bowling Green, KY 42103  
1-800-279-6361  
[www.pridesurveys.com](http://www.pridesurveys.com)

# Grade Chart

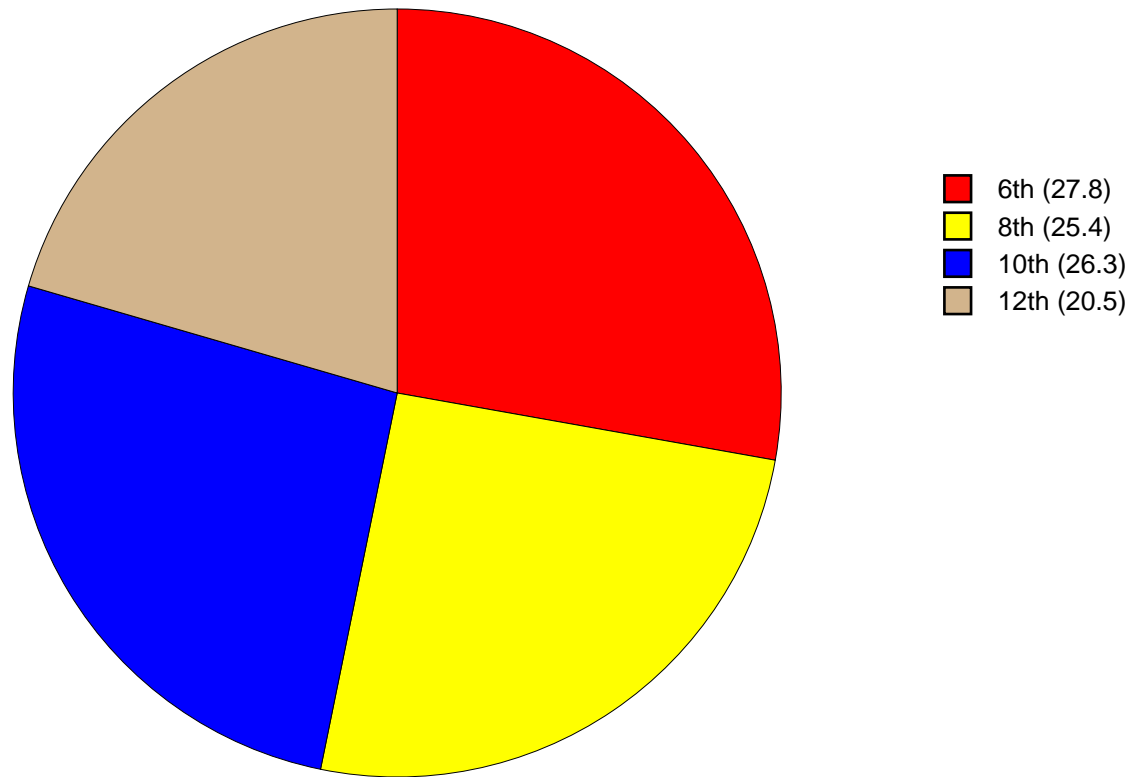


Figure 1: Grade Chart

## Gender Chart

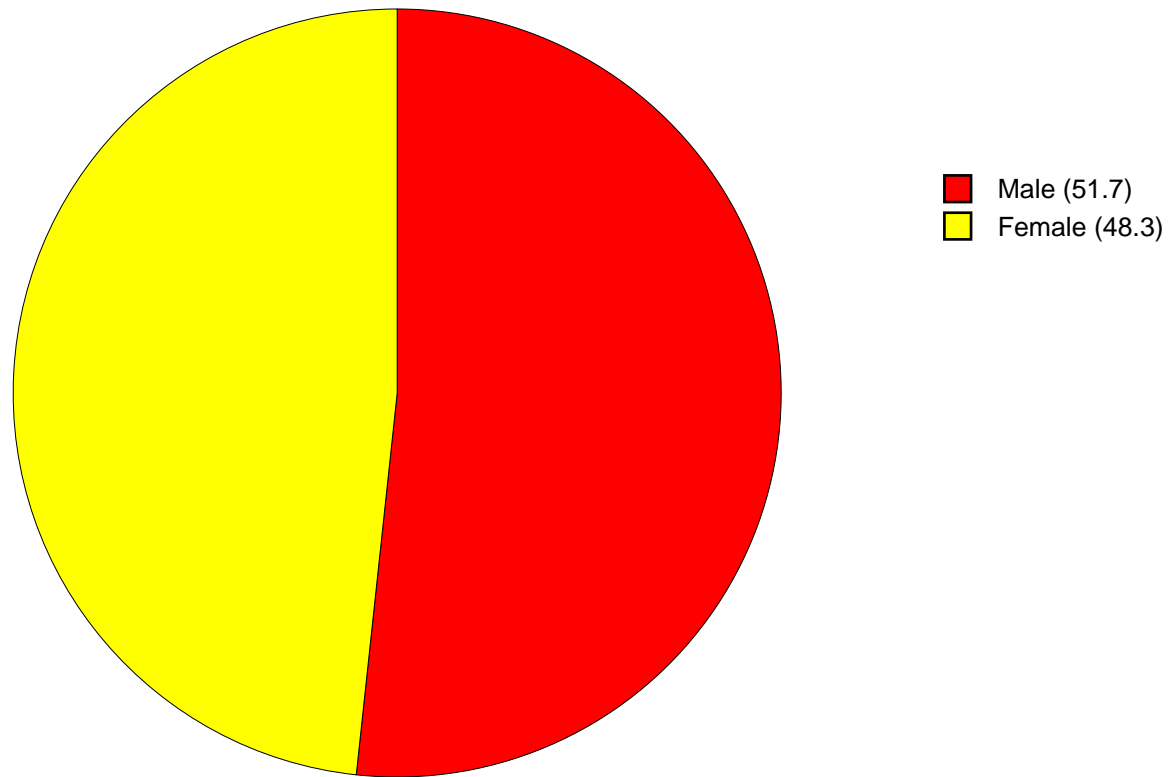


Figure 2: Gender Chart

# Age Chart

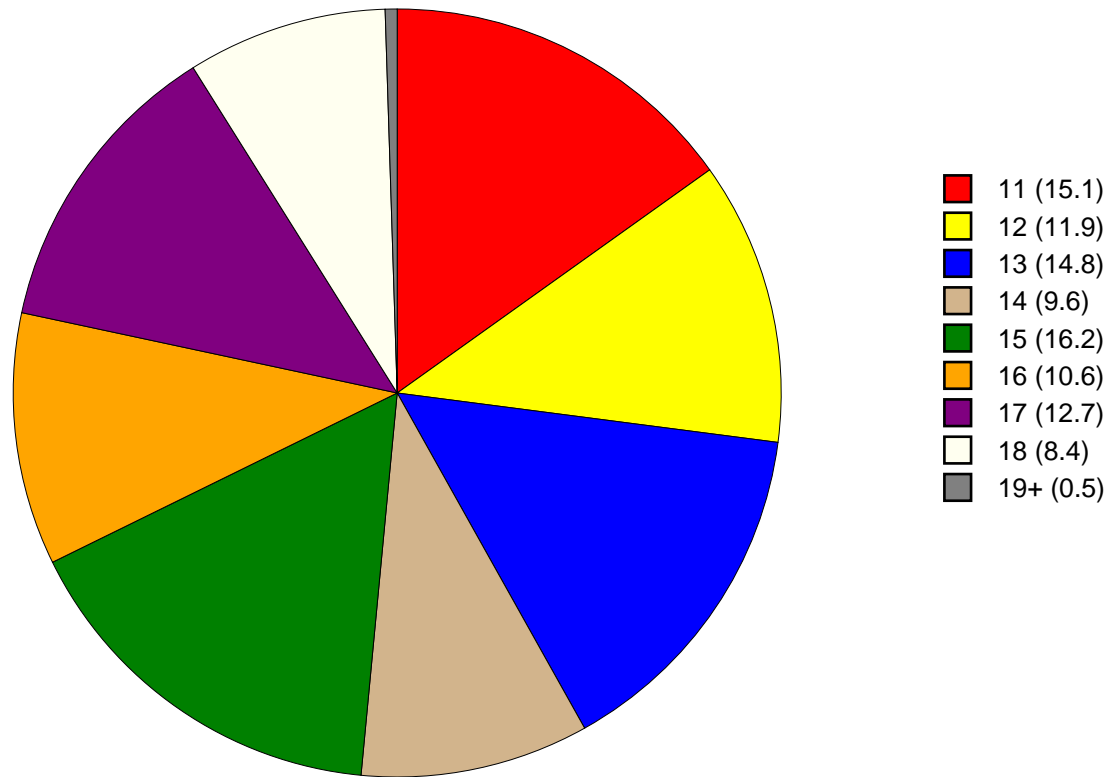


Figure 3: Age Chart

# Ethnic Origin Chart

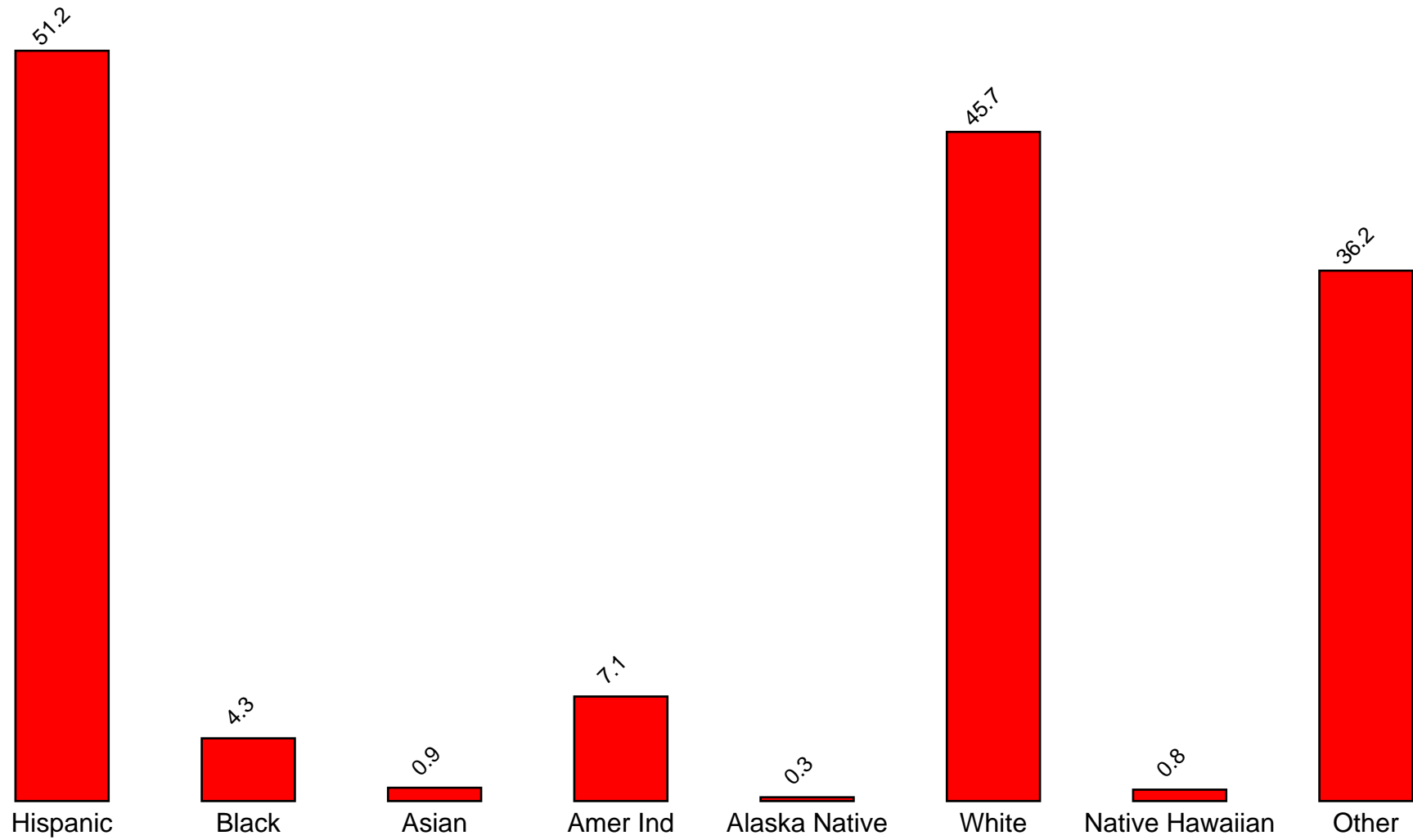


Figure 4: Ethnic Origin Chart



## 2 PERCENTAGE TABLES

The following tables contain frequency distribution detailing how your students responded to each question on the survey. The tables appear in the same order as the questions on the survey. The tables include breakdowns by grade level as well as overall percentages. The *N of Valid* row is a frequency count of the number of valid responses to each question for each grade and overall. The *N of Miss* row is a frequency count of the number of invalid (marked more than one response) or missing (i.e. did not respond) responses to each question for each grade and overall.

For the questions that allowed more than one response (i.e. race, live with, etc.) each response becomes a separate table. If a student did not mark the response, that was counted as a NO response, and if they did mark the response, that was counted as a YES response. Since a non response is a valid response for these questions, the *N of Miss* will always be zero for these questions.

Table 1: Sex



Response	6	8	10	12	Total	
Male	55.5	51.5	46.8	53.2	51.7	
Female	44.5	48.5	53.2	46.8	48.3	
N of Valid	211	194	201	158	764	
N of Miss	3	2	2	0	7	

Table 2: Age










Response	6	8	10	12	Total	
10 or younger	0.0	0.0	0.0	0.0	0.0	
11	54.2	0.0	0.0	0.0	15.1	
12	43.0	0.0	0.0	0.0	11.9	
13	2.8	55.4	0.0	0.0	14.8	
14	0.0	37.9	0.0	0.0	9.6	
15	0.0	6.2	55.7	0.0	16.2	
16	0.0	0.5	39.4	0.6	10.6	
17	0.0	0.0	4.9	55.7	12.7	
18	0.0	0.0	0.0	41.1	8.4	
19 or older	0.0	0.0	0.0	2.5	0.5	
N of Valid	214	195	203	158	770	
N of Miss	0	1	0	0	1	

Table 3: Are you Hispanic or Latino?



Response	6	8	10	12	Total	
No	50.0	44.4	46.5	55.7	48.8	
Yes	50.0	55.6	53.5	44.3	51.2	
N of Valid	200	196	202	158	756	
N of Miss	14	0	1	0	15	

Table 4: What is your race? Black or African American



Response	6	8	10	12	Total	
No	96.7	95.9	93.6	96.8	95.7	
Yes	3.3	4.1	6.4	3.2	4.3	
N of Valid	214	196	203	158	771	
N of Miss	0	0	0	0	0	

Table 5: What is your race? Asian



Response	6	8	10	12	Total	
No	98.1	99.5	99.0	100.0	99.1	
Yes	1.9	0.5	1.0	0.0	0.9	
N of Valid	214	196	203	158	771	
N of Miss	0	0	0	0	0	

Table 6: What is your race? American Indian



Response	6	8	10	12	Total	
No	92.1	88.8	94.1	97.5	92.9	
Yes	7.9	11.2	5.9	2.5	7.1	
N of Valid	214	196	203	158	771	
N of Miss	0	0	0	0	0	

Table 7: What is your race? Alaska Native



Response	6	8	10	12	Total	
No	99.1	100.0	100.0	100.0	99.7	
Yes	0.9	0.0	0.0	0.0	0.3	
N of Valid	214	196	203	158	771	
N of Miss	0	0	0	0	0	

Table 8: What is your race? White



Response	6	8	10	12	Total	
No	56.1	57.1	59.1	42.4	54.3	
Yes	43.9	42.9	40.9	57.6	45.7	
N of Valid	214	196	203	158	771	
N of Miss	0	0	0	0	0	

Table 9: What is your race? Native Hawaiian or Other Pacific Islander



Response	6	8	10	12	Total	
No	99.1	99.5	98.5	100.0	99.2	
Yes	0.9	0.5	1.5	0.0	0.8	
N of Valid	214	196	203	158	771	
N of Miss	0	0	0	0	0	

Table 10: What is your race? Other



Response	6	8	10	12	Total	
No	58.4	59.7	61.6	79.1	63.8	
Yes	41.6	40.3	38.4	20.9	36.2	
N of Valid	214	196	203	158	771	
N of Miss	0	0	0	0	0	

Table 11: What is the highest level of schooling completed by your mother or father?









Response	6	8	10	12	Total	
Completed grade school or less	5.9	4.7	10.6	13.9	8.6	
Some high school	6.5	10.5	12.6	14.6	10.9	
Completed high school	6.5	20.4	12.1	14.6	13.4	
Some college	7.0	9.4	13.6	20.3	12.3	
Completed college	17.2	20.9	19.6	15.8	18.5	
Graduate or professional school after college	7.0	3.7	5.0	5.7	5.3	
Don't know	46.8	26.7	22.6	11.4	27.4	
Does not apply	3.2	3.7	4.0	3.8	3.7	
N of Valid	186	191	199	158	734	
N of Miss	28	5	4	0	37	

Table 12: Think of where you live most of the time. Which of the following people live there with you? Mother



Response	6	8	10	12	Total	
No	10.7	9.7	13.8	12.7	11.7	
Yes	89.3	90.3	86.2	87.3	88.3	
N of Valid	214	196	203	158	771	
N of Miss	0	0	0	0	0	

Table 13: Think of where you live most of the time. Which of the following people live there with you? Stepmother



Response	6	8	10	12	Total	
No	96.3	96.4	96.1	94.3	95.8	
Yes	3.7	3.6	3.9	5.7	4.2	
N of Valid	214	196	203	158	771	
N of Miss	0	0	0	0	0	

Table 14: Think of where you live most of the time. Which of the following people live there with you? Foster Mother



Response	6	8	10	12	Total	
No	99.5	99.5	99.5	98.1	99.2	
Yes	0.5	0.5	0.5	1.9	0.8	
N of Valid	214	196	203	158	771	
N of Miss	0	0	0	0	0	

Table 15: Think of where you live most of the time. Which of the following people live there with you? Grandmother



Response	6	8	10	12	Total	
No	92.5	90.8	93.1	98.1	93.4	
Yes	7.5	9.2	6.9	1.9	6.6	
N of Valid	214	196	203	158	771	
N of Miss	0	0	0	0	0	

Table 16: Think of where you live most of the time. Which of the following people live there with you? Aunt



Response	6	8	10	12	Total	
No	95.3	95.4	97.0	97.5	96.2	
Yes	4.7	4.6	3.0	2.5	3.8	
N of Valid	214	196	203	158	771	
N of Miss	0	0	0	0	0	

Table 17: Think of where you live most of the time. Which of the following people live there with you? Father



Response	6	8	10	12	Total	
No	37.4	38.8	39.4	32.9	37.4	
Yes	62.6	61.2	60.6	67.1	62.6	
N of Valid	214	196	203	158	771	
N of Miss	0	0	0	0	0	



Table 18: Think of where you live most of the time. Which of the following people live there with you? Stepfather



Response	6	8	10	12	Total	
No	89.3	86.2	86.7	88.0	87.5	
Yes	10.7	13.8	13.3	12.0	12.5	
N of Valid	214	196	203	158	771	
N of Miss	0	0	0	0	0	

Table 19: Think of where you live most of the time. Which of the following people live there with you? Foster Father



Response	6	8	10	12	Total	
No	99.5	99.5	99.5	98.7	99.4	
Yes	0.5	0.5	0.5	1.3	0.6	
N of Valid	214	196	203	158	771	
N of Miss	0	0	0	0	0	

Table 20: Think of where you live most of the time. Which of the following people live there with you? Grandfather



Response	6	8	10	12	Total	
No	94.4	93.4	96.1	99.4	95.6	
Yes	5.6	6.6	3.9	0.6	4.4	
N of Valid	214	196	203	158	771	
N of Miss	0	0	0	0	0	

Table 21: Think of where you live most of the time. Which of the following people live there with you? Uncle



Response	6	8	10	12	Total	
No	95.8	95.4	97.5	95.6	96.1	
Yes	4.2	4.6	2.5	4.4	3.9	
N of Valid	214	196	203	158	771	
N of Miss	0	0	0	0	0	

Table 22: Think of where you live most of the time. Which of the following people live there with you? Other Adults

Response	6	8	10	12	Total	
No	98.6	99.0	98.0	98.1	98.4	
Yes	1.4	1.0	2.0	1.9	1.6	
N of Valid	214	196	203	158	771	
N of Miss	0	0	0	0	0	

Table 23: Think of where you live most of the time. Which of the following people live there with you? Brother(s)

Response	6	8	10	12	Total	
No	44.4	38.8	46.8	49.4	44.6	
Yes	55.6	61.2	53.2	50.6	55.4	
N of Valid	214	196	203	158	771	
N of Miss	0	0	0	0	0	

Table 24: Think of where you live most of the time. Which of the following people live there with you? Stepbrother(s)

Response	6	8	10	12	Total	
No	95.3	95.4	97.0	97.5	96.2	
Yes	4.7	4.6	3.0	2.5	3.8	
N of Valid	214	196	203	158	771	
N of Miss	0	0	0	0	0	

Table 25: Think of where you live most of the time. Which of the following people live there with you? Sister(s)

Response	6	8	10	12	Total	
No	48.6	50.0	52.7	62.7	52.9	
Yes	51.4	50.0	47.3	37.3	47.1	
N of Valid	214	196	203	158	771	
N of Miss	0	0	0	0	0	

Table 26: Think of where you live most of the time. Which of the following people live there with you? Stepsister(s)

Response	6	8	10	12	Total	
No	95.8	95.9	95.6	96.2	95.8	
Yes	4.2	4.1	4.4	3.8	4.2	
N of Valid	214	196	203	158	771	
N of Miss	0	0	0	0	0	

Table 27: Think of where you live most of the time. Which of the following people live there with you? Other Children

Response	6	8	10	12	Total	
No	94.4	93.4	95.1	94.3	94.3	
Yes	5.6	6.6	4.9	5.7	5.7	
N of Valid	214	196	203	158	771	
N of Miss	0	0	0	0	0	

Table 28: In my school, students have lots of chances to help decide things like class activities and rules.

Response	6	8	10	12	Total	
NO!	14.6	16.5	20.7	10.8	15.9	
no	41.3	36.1	32.5	36.7	36.7	
yes	39.3	40.7	35.5	43.0	39.4	
YES!	4.9	6.7	11.3	9.5	8.0	
N of Valid	206	194	203	158	761	
N of Miss	8	2	0	0	10	

Table 29: Teachers ask me to work on special classroom projects.

Response	6	8	10	12	Total	
NO!	7.8	8.4	8.4	9.5	8.5	
no	39.8	42.4	36.6	32.3	38.0	
yes	38.8	42.9	49.5	48.7	44.8	
YES!	13.6	6.3	5.4	9.5	8.7	
N of Valid	206	191	202	158	757	
N of Miss	8	5	1	0	14	

Table 30: My teacher(s) notices when I am doing a good job and lets me know about it.

Response	6	8	10	12	Total
NO!	3.8	4.6	12.0	6.3	6.7
no	18.0	11.3	18.5	20.3	16.9
yes	45.5	55.7	51.0	53.8	51.2
YES!	32.7	28.4	18.5	19.6	25.2
N of Valid	211	194	200	158	763
N of Miss	3	2	3	0	8

Table 31: There are lots of chances for students in my school to get involved in sports, clubs, and other school activities outside of class.

Response	6	8	10	12	Total
NO!	4.7	1.0	1.5	1.9	2.3
no	14.7	5.1	6.4	6.3	8.3
yes	39.3	40.3	40.6	32.3	38.5
YES!	41.2	53.6	51.5	59.5	50.8
N of Valid	211	196	202	158	767
N of Miss	3	0	1	0	4

Table 32: There are lots of chances for students in my school to talk with a teacher one-on-one.

Response	6	8	10	12	Total
NO!	3.9	2.6	4.9	5.1	4.1
no	18.0	18.4	24.6	18.4	19.9
yes	45.6	54.6	52.2	47.5	50.1
YES!	32.5	24.5	18.2	29.1	26.0
N of Valid	206	196	203	158	763
N of Miss	8	0	0	0	8

Table 33: I feel safe at my school.

Response	6	8	10	12	Total
NO!	4.8	2.6	6.4	5.1	4.7
no	9.0	8.8	14.3	9.6	10.5
yes	34.3	58.0	57.1	58.6	51.4
YES!	51.9	30.6	22.2	26.8	33.4
N of Valid	210	193	203	157	763
N of Miss	4	3	0	1	8

Table 34: The school lets my parents know when I have done something well.

Response	6	8	10	12	Total
NO!	7.9	14.5	25.7	20.9	17.1
no	27.6	46.6	44.6	47.5	41.1
yes	39.4	28.0	24.3	25.3	29.5
YES!	25.1	10.9	5.4	6.3	12.3
N of Valid	203	193	202	158	756
N of Miss	11	3	1	0	15

Table 35: My teachers praise me when I work hard in school.

Response	6	8	10	12	Total
NO!	12.4	10.4	18.4	12.2	13.5
no	28.9	35.9	42.3	37.8	36.2
yes	42.3	42.7	30.8	41.7	39.2
YES!	16.5	10.9	8.5	8.3	11.2
N of Valid	194	192	201	156	743
N of Miss	20	4	2	2	28

Table 36: Are your school grades better than the grades of most students in your class?

Response	6	8	10	12	Total
NO!	6.3	5.2	5.9	3.8	5.4
no	37.7	32.6	29.6	22.8	31.1
yes	40.6	46.6	47.3	54.4	46.8
YES!	15.5	15.5	17.2	19.0	16.7
N of Valid	207	193	203	158	761
N of Miss	7	3	0	0	10

Table 37: I have lots of chances to be part of class discussions or activities.

Response	6	8	10	12	Total
NO!	4.8	0.5	4.5	5.1	3.7
no	16.9	17.9	15.8	22.8	18.1
yes	48.3	62.2	66.3	48.1	56.6
YES!	30.0	19.4	13.4	24.1	21.6
N of Valid	207	196	202	158	763
N of Miss	7	0	1	0	8

Table 38: Now thinking back over the past year in school, how often did you: enjoy being in school?

Response	6	8	10	12	Total
Never	10.0	3.6	6.0	7.0	6.7
Seldom	2.9	6.7	13.9	12.7	8.8
Sometimes	38.1	42.8	42.8	43.0	41.5
Often	25.2	28.9	28.9	27.8	27.7
Almost always	23.8	18.0	8.5	9.5	15.3
N of Valid	210	194	201	158	763
N of Miss	4	2	2	0	8



Table 39: Now thinking back over the past year in school, how often did you: hate being in school?






Response	6	8	10	12	Total	
Never	25.2	16.0	5.0	6.3	13.6	
Seldom	25.7	23.2	24.9	27.2	25.2	
Sometimes	31.1	43.3	39.3	39.2	38.1	
Often	9.7	11.3	20.9	17.1	14.6	
Almost always	8.3	6.2	10.0	10.1	8.6	
N of Valid	206	194	201	158	759	
N of Miss	8	2	2	0	12	

Table 40: Now thinking back over the past year in school, how often did you: try to do your best work in school?






Response	6	8	10	12	Total	
Never	1.0	0.0	0.0	0.6	0.4	
Seldom	1.0	1.0	1.5	1.9	1.3	
Sometimes	5.9	10.3	22.9	23.4	15.2	
Often	20.2	35.6	36.8	33.5	31.3	
Almost always	71.9	53.1	38.8	40.5	51.7	
N of Valid	203	194	201	158	756	
N of Miss	11	2	2	0	15	

Table 41: How often do you feel that the school work you are assigned is meaningful and important?






Response	6	8	10	12	Total	
Never	4.9	2.1	5.1	4.4	4.1	
Seldom	6.3	13.3	22.7	19.0	15.1	
Sometimes	26.7	20.5	36.9	36.7	29.9	
Often	32.5	35.4	27.8	32.3	32.0	
Almost always	29.6	28.7	7.6	7.6	19.0	
N of Valid	206	195	198	158	757	
N of Miss	8	1	5	0	14	

Table 42: Putting them all together, what were your grades like last year?

Response	6	8	10	12	Total	
Mostly F's	1.0	1.1	1.0	0.6	0.9	
Mostly D's	2.4	2.2	5.1	3.8	3.4	
Mostly C's	14.6	25.3	20.2	17.3	19.3	
Mostly B's	43.4	44.6	47.0	44.9	45.0	
Mostly A's	38.5	26.9	26.8	33.3	31.4	
N of Valid	205	186	198	156	745	
N of Miss	9	10	5	2	26	

Table 43: How important do you think the things you are learning in school are going to be for your later life?

Response	6	8	10	12	Total	
Very important	57.1	47.7	29.7	20.3	39.9	
Quite important	24.1	27.7	27.2	27.2	26.5	
Fairly important	10.8	19.5	24.8	27.2	20.1	
Slightly important	6.6	4.6	15.8	18.4	11.0	
Not at all important	1.4	0.5	2.5	7.0	2.6	
N of Valid	212	195	202	158	767	
N of Miss	2	1	1	0	4	

Table 44: How interesting are most of your courses to you?

Response	6	8	10	12	Total	
Very interesting and stimulating	22.0	14.9	8.9	12.0	14.6	
Quite interesting	40.5	42.8	30.5	30.4	36.3	
Fairly interesting	26.8	29.9	41.9	36.7	33.7	
Slightly dull	6.3	9.3	14.8	12.0	10.5	
Very dull	4.4	3.1	3.9	8.9	4.9	
N of Valid	205	194	203	158	760	
N of Miss	9	2	0	0	11	

Table 45: During the LAST FOUR WEEKS how many whole days of school have you missed because you skipped or 'cut'?


Response	6	8	10	12	Total	
None	74.0	74.0	74.4	67.1	72.7	
1	12.5	12.8	9.9	12.7	11.9	
2	5.8	4.1	4.9	10.1	6.0	
3	3.8	4.6	3.0	3.8	3.8	
04/05/13	2.4	4.6	5.9	3.2	4.1	
06/10/13	1.0	0.0	1.0	3.2	1.2	
11 or more	0.5	0.0	1.0	0.0	0.4	
N of Valid	208	196	203	158	765	
N of Miss	6	0	0	0	6	

Table 46: What are the chances you would be seen as cool if you: smoked cigarettes?


Response	6	8	10	12	Total	
No or very little chance	91.2	77.9	68.5	55.1	74.2	
Little chance	4.4	13.3	19.0	21.5	14.1	
Some chance	2.5	3.1	9.0	13.3	6.6	
Pretty good chance	0.5	3.6	2.0	6.3	2.9	
Very good chance	1.5	2.1	1.5	3.8	2.1	
N of Valid	204	195	200	158	757	
N of Miss	10	1	3	0	14	

Table 47: What are the chances you would be seen as cool if you: worked hard at school?

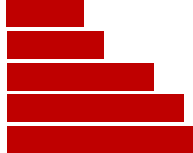
Response	6	8	10	12	Total	
No or very little chance	5.8	7.2	15.4	12.7	10.1	
Little chance	8.2	10.3	17.4	19.0	13.4	
Some chance	16.3	16.9	28.4	25.9	21.7	
Pretty good chance	25.5	31.8	22.4	27.2	26.6	
Very good chance	44.2	33.8	16.4	15.2	28.2	
N of Valid	208	195	201	158	762	
N of Miss	6	1	2	0	9	

Table 48: What are the chances you would be seen as cool if you: began drinking alcoholic beverages regularly, that is, at least once or twice a month?






Response	6	8	10	12	Total	
No or very little chance	87.3	70.1	43.3	36.7	60.7	
Little chance	4.9	14.4	15.4	14.6	12.1	
Some chance	4.4	4.6	21.9	18.4	12.0	
Pretty good chance	1.0	8.8	13.4	19.0	10.0	
Very good chance	2.4	2.1	6.0	11.4	5.1	
N of Valid	205	194	201	158	758	
N of Miss	9	2	2	0	13	

Table 49: What are the chances you would be seen as cool if you: defended someone who was being verbally abused at school?






Response	6	8	10	12	Total	
No or very little chance	17.6	10.3	16.0	16.5	15.0	
Little chance	10.1	8.2	18.0	17.1	13.2	
Some chance	13.6	16.9	23.0	24.7	19.3	
Pretty good chance	19.1	29.7	28.0	27.8	26.1	
Very good chance	39.7	34.9	15.0	13.9	26.5	
N of Valid	199	195	200	158	752	
N of Miss	15	1	3	0	19	

Table 50: What are the chances you would be seen as cool if you: smoked marijuana?






Response	6	8	10	12	Total	
No or very little chance	92.6	73.2	55.2	45.2	67.8	
Little chance	4.5	11.9	14.9	11.5	10.6	
Some chance	0.5	4.6	9.0	19.7	7.8	
Pretty good chance	1.5	3.6	10.0	13.4	6.8	
Very good chance	1.0	6.7	10.9	10.2	7.0	
N of Valid	202	194	201	157	754	
N of Miss	12	2	2	1	17	

Table 51: What are the chances you would be seen as cool if you: carried a handgun?






Response	6	8	10	12	Total	
No or very little chance	84.3	80.5	78.6	76.6	80.2	
Little chance	9.3	7.7	11.9	10.8	9.9	
Some chance	4.4	3.1	2.5	5.1	3.7	
Pretty good chance	0.5	6.7	1.5	2.5	2.8	
Very good chance	1.5	2.1	5.5	5.1	3.4	
N of Valid	204	195	201	158	758	
N of Miss	10	1	2	0	13	

Table 52: Think of your four best friends (the friends you feel closest to). In the past year (12 months), how many of your best friends have: participated in clubs, organizations or activities at school?






Response	6	8	10	12	Total	
0	18.7	13.9	13.7	11.5	14.6	
1	13.8	9.8	11.2	12.7	11.9	
2	14.3	17.0	20.8	12.1	16.2	
3	16.3	20.6	15.2	15.9	17.0	
4	36.9	38.7	39.1	47.8	40.2	
N of Valid	203	194	197	157	751	
N of Miss	11	2	6	1	20	

Table 53: Think of your four best friends (the friends you feel closest to). In the past year (12 months), how many of your best friends have: smoked cigarettes?






Response	6	8	10	12	Total	
0	93.7	77.4	65.3	46.8	72.4	
1	5.3	14.4	14.6	17.3	12.5	
2	0.5	4.1	8.0	13.5	6.1	
3	0.0	2.1	8.0	10.9	4.9	
4	0.5	2.1	4.0	11.5	4.1	
N of Valid	207	195	199	156	757	
N of Miss	7	1	4	2	14	

Table 54: Think of your four best friends (the friends you feel closest to). In the past year (12 months), how many of your best friends have: tried beer, wine or hard liquor (for example, vodka, whiskey, or gin) when their parents didn't know about it?






Response	6	8	10	12	Total	
0	88.2	62.9	35.5	23.7	54.3	
1	6.9	11.3	13.5	12.2	10.9	
2	2.0	10.8	13.5	19.2	10.9	
3	1.5	7.7	12.0	12.8	8.2	
4	1.5	7.2	25.5	32.1	15.7	
N of Valid	203	194	200	156	753	
N of Miss	11	2	3	2	18	

Table 55: Think of your four best friends (the friends you feel closest to). In the past year (12 months), how many of your best friends have: made a commitment to stay drug-free?






Response	6	8	10	12	Total	
0	21.0	29.5	38.3	40.8	32.0	
1	9.2	10.9	16.8	17.8	13.5	
2	5.1	8.3	9.2	8.9	7.8	
3	8.2	8.3	10.7	13.4	10.0	
4	56.4	43.0	25.0	19.1	36.7	
N of Valid	195	193	196	157	741	
N of Miss	19	3	7	1	30	

Table 56: Think of your four best friends (the friends you feel closest to). In the past year (12 months), how many of your best friends have: used marijuana?






Response	6	8	10	12	Total	
0	95.6	78.8	59.3	42.9	70.8	
1	3.9	9.3	11.6	19.2	10.5	
2	0.0	2.1	9.5	17.3	6.6	
3	0.0	4.1	13.6	7.1	6.1	
4	0.5	5.7	6.0	13.5	6.0	
N of Valid	206	193	199	156	754	
N of Miss	8	3	4	2	17	



Table 57: Think of your four best friends (the friends you feel closest to). In the past year (12 months), how many of your best friends have: used prescription drugs or non-prescription drugs for the purposes of getting high?






Response	6	8	10	12	Total	
0	92.2	86.7	78.0	71.8	82.8	
1	4.9	6.2	10.5	14.7	8.7	
2	0.5	5.1	7.0	6.4	4.6	
3	0.0	0.5	1.5	3.2	1.2	
4	2.4	1.5	3.0	3.8	2.6	
N of Valid	205	195	200	156	756	
N of Miss	9	1	3	2	15	

Table 58: Think of your four best friends (the friends you feel closest to). In the past year (12 months), how many of your best friends have: used synthetic marijuana (K2, spice) or bath salts?






Response	6	8	10	12	Total	
0	97.1	93.8	86.5	86.6	91.2	
1	2.0	2.1	5.0	6.4	3.7	
2	0.0	1.6	3.0	1.9	1.6	
3	0.5	1.0	3.0	1.3	1.5	
4	0.5	1.6	2.5	3.8	2.0	
N of Valid	204	193	200	157	754	
N of Miss	10	3	3	1	17	

Table 59: Think of your four best friends (the friends you feel closest to). In the past year (12 months), how many of your best friends have: used LSD, cocaine, amphetamines, or other illegal drugs?






Response	6	8	10	12	Total	
0	97.1	87.7	86.9	82.2	88.9	
1	1.9	8.7	6.5	12.1	7.0	
2	0.0	1.5	3.5	1.3	1.6	
3	0.0	2.1	1.5	0.6	1.1	
4	1.0	0.0	1.5	3.8	1.5	
N of Valid	206	195	199	157	757	
N of Miss	8	1	4	1	14	

Table 60: Think of your four best friends (the friends you feel closest to). In the past year (12 months), how many of your best friends have: tried to do well in school?






Response	6	8	10	12	Total	
0	4.8	1.6	5.0	3.2	3.7	
1	3.8	5.7	4.5	5.8	4.9	
2	5.8	9.8	19.5	12.3	11.8	
3	20.7	19.7	20.5	26.5	21.6	
4	64.9	63.2	50.5	52.3	58.1	
N of Valid	208	193	200	155	756	
N of Miss	6	3	3	3	15	

Table 61: Think of your four best friends (the friends you feel closest to). In the past year (12 months), how many of your best friends have: been suspended from school?






Response	6	8	10	12	Total	
0	65.5	51.8	63.3	75.0	63.3	
1	23.2	24.6	20.1	13.5	20.7	
2	4.9	10.8	9.5	5.8	7.8	
3	1.5	3.6	3.0	0.6	2.3	
4	4.9	9.2	4.0	5.1	5.8	
N of Valid	203	195	199	156	753	
N of Miss	11	1	4	2	18	

Table 62: Think of your four best friends (the friends you feel closest to). In the past year (12 months), how many of your best friends have: liked school?






Response	6	8	10	12	Total	
0	19.0	20.7	34.5	22.3	24.2	
1	12.7	15.0	14.0	12.7	13.6	
2	21.5	25.9	22.5	27.4	24.1	
3	21.5	17.1	15.5	18.5	18.1	
4	25.4	21.2	13.5	19.1	19.9	
N of Valid	205	193	200	157	755	
N of Miss	9	3	3	1	16	

Table 63: Think of your four best friends (the friends you feel closest to). In the past year (12 months), how many of your best friends have: carried a handgun?






Response	6	8	10	12	Total	
0	91.7	93.8	93.5	93.6	93.1	
1	4.9	3.1	3.0	2.6	3.4	
2	1.0	1.0	2.0	1.9	1.5	
3	1.0	1.0	0.5	0.6	0.8	
4	1.5	1.0	1.0	1.3	1.2	
N of Valid	205	195	200	156	756	
N of Miss	9	1	3	2	15	

Table 64: Think of your four best friends (the friends you feel closest to). In the past year (12 months), how many of your best friends have: sold illegal drugs?






Response	6	8	10	12	Total	
0	98.1	91.8	84.4	87.8	90.8	
1	1.0	3.1	9.5	5.8	4.8	
2	0.5	3.6	4.5	3.2	2.9	
3	0.0	1.0	0.5	1.3	0.7	
4	0.5	0.5	1.0	1.9	0.9	
N of Valid	208	194	199	156	757	
N of Miss	6	2	4	2	14	

Table 65: Think of your four best friends (the friends you feel closest to). In the past year (12 months), how many of your best friends have: regularly attended religious services?






Response	6	8	10	12	Total	
0	34.2	16.1	18.3	17.4	21.7	
1	9.8	11.9	17.3	19.4	14.4	
2	14.5	18.7	19.8	25.8	19.4	
3	10.9	20.7	19.3	20.0	17.6	
4	30.6	32.6	25.4	17.4	27.0	
N of Valid	193	193	197	155	738	
N of Miss	21	3	6	3	33	

Table 66: Think of your four best friends (the friends you feel closest to). In the past year (12 months), how many of your best friends have: stolen or tried to steal a motor vehicle such as a car or motorcycle?

Response	6	8	10	12	Total	
0	98.1	96.4	94.5	96.8	96.4	
1	1.9	2.1	4.0	1.9	2.5	
2	0.0	1.5	1.0	0.0	0.7	
3	0.0	0.0	0.5	0.0	0.1	
4	0.0	0.0	0.0	1.3	0.3	
N of Valid	207	195	200	157	759	
N of Miss	7	1	3	1	12	

Table 67: Think of your four best friends (the friends you feel closest to). In the past year (12 months), how many of your best friends have: been arrested?

Response	6	8	10	12	Total	
0	96.6	89.2	87.4	89.8	90.9	
1	2.9	8.7	8.5	4.5	6.2	
2	0.5	2.1	3.0	3.2	2.1	
3	0.0	0.0	0.0	0.6	0.1	
4	0.0	0.0	1.0	1.9	0.7	
N of Valid	208	195	199	157	759	
N of Miss	6	1	4	1	12	

Table 68: Think of your four best friends (the friends you feel closest to). In the past year (12 months), how many of your best friends have: dropped out of school?

Response	6	8	10	12	Total	
0	93.8	94.8	94.0	87.3	92.8	
1	4.3	3.1	5.5	9.6	5.4	
2	1.4	1.5	0.5	1.3	1.2	
3	0.5	0.5	0.0	0.0	0.3	
4	0.0	0.0	0.0	1.9	0.4	
N of Valid	209	194	200	157	760	
N of Miss	5	2	3	1	11	

Table 69: Think of your four best friends (the friends you feel closest to). In the past year (12 months), how many of your best friends have: been members of a gang?






Response	6	8	10	12	Total	
0	91.3	87.6	89.4	93.6	90.3	
1	4.9	8.8	6.0	1.9	5.6	
2	1.5	1.6	2.0	1.9	1.7	
3	1.0	1.0	1.5	0.6	1.1	
4	1.5	1.0	1.0	1.9	1.3	
N of Valid	206	193	199	156	754	
N of Miss	8	3	4	2	17	

Table 70: How old were you when you first: smoked marijuana?










Response	6	8	10	12	Total	
Never	98.1	91.8	80.3	65.4	85.1	
10 or younger	1.0	0.5	1.0	2.6	1.2	
11	1.0	3.1	0.5	0.6	1.3	
12	0.0	2.0	2.5	1.3	1.4	
13	0.0	1.5	4.0	6.4	2.8	
14	0.0	1.0	5.1	5.1	2.6	
15	0.0	0.0	6.1	5.8	2.8	
16	0.0	0.0	0.0	7.1	1.4	
17 or older	0.0	0.0	0.5	5.8	1.3	
N of Valid	209	196	198	156	759	
N of Miss	5	0	5	2	12	

Table 71: How old were you when you first: smoked a cigarette, even just a puff?










Response	6	8	10	12	Total	
Never	94.8	80.0	68.2	47.1	74.2	
10 or younger	2.9	8.7	4.5	9.6	6.2	
11	1.0	3.6	2.5	4.5	2.8	
12	1.4	3.6	4.0	5.1	3.4	
13	0.0	2.6	4.5	6.4	3.2	
14	0.0	1.0	9.1	7.0	4.1	
15	0.0	0.5	5.1	5.1	2.5	
16	0.0	0.0	1.5	6.4	1.7	
17 or older	0.0	0.0	0.5	8.9	2.0	
N of Valid	210	195	198	157	760	
N of Miss	4	1	5	1	11	

Table 72: How old were you when you first: had more than a sip or two of beer, wine or hard liquor (for example, vodka, whiskey, or gin)?










Response	6	8	10	12	Total	
Never	84.6	67.2	41.9	29.3	57.5	
10 or younger	11.5	8.7	9.1	12.7	10.4	
11	2.9	2.1	5.6	2.5	3.3	
12	1.0	7.2	7.1	6.4	5.3	
13	0.0	9.7	10.6	6.4	6.6	
14	0.0	3.6	8.6	10.8	5.4	
15	0.0	1.0	13.6	7.6	5.4	
16	0.0	0.0	3.0	14.0	3.7	
17 or older	0.0	0.5	0.5	10.2	2.4	
N of Valid	208	195	198	157	758	
N of Miss	6	1	5	1	13	

Table 73: How old were you when you first: began drinking alcoholic beverages regularly, that is, at least once or twice a month?










Response	6	8	10	12	Total	
Never	98.6	87.7	70.5	59.9	80.5	
10 or younger	0.9	1.5	0.5	1.3	1.0	
11	0.5	1.0	0.0	3.2	1.0	
12	0.0	2.1	4.0	2.5	2.1	
13	0.0	5.1	5.0	5.1	3.7	
14	0.0	2.6	6.0	2.5	2.8	
15	0.0	0.0	9.5	5.7	3.7	
16	0.0	0.0	4.5	9.6	3.1	
17 or older	0.0	0.0	0.0	10.2	2.1	
N of Valid	211	195	200	157	763	
N of Miss	3	1	3	1	8	

Table 74: How old were you when you first: used Daztrex?


Response	6	8	10	12	Total	
Never	100.0	100.0	100.0	100.0	100.0	
10 or younger	0.0	0.0	0.0	0.0	0.0	
11	0.0	0.0	0.0	0.0	0.0	
12	0.0	0.0	0.0	0.0	0.0	
13	0.0	0.0	0.0	0.0	0.0	
14	0.0	0.0	0.0	0.0	0.0	
15	0.0	0.0	0.0	0.0	0.0	
16	0.0	0.0	0.0	0.0	0.0	
17 or older	0.0	0.0	0.0	0.0	0.0	
N of Valid	201	194	200	156	751	
N of Miss	13	2	3	2	20	

Table 75: How old were you when you first: got suspended from school?










Response	6	8	10	12	Total	
Never	90.5	78.1	74.5	72.0	79.3	
10 or younger	4.7	5.2	5.5	2.5	4.6	
11	2.8	2.6	0.5	2.5	2.1	
12	1.9	5.7	2.5	5.7	3.8	
13	0.0	5.2	6.5	6.4	4.3	
14	0.0	2.6	9.0	5.1	4.1	
15	0.0	0.5	1.5	3.2	1.2	
16	0.0	0.0	0.0	1.9	0.4	
17 or older	0.0	0.0	0.0	0.6	0.1	
N of Valid	211	192	200	157	760	
N of Miss	3	4	3	1	11	

Table 76: How old were you when you first: got arrested?









Response	6	8	10	12	Total	
Never	100.0	98.4	97.5	93.6	97.6	
10 or younger	0.0	0.0	0.0	0.0	0.0	
11	0.0	0.5	0.0	0.6	0.3	
12	0.0	0.5	0.5	0.0	0.3	
13	0.0	0.5	0.5	0.0	0.3	
14	0.0	0.0	1.0	0.6	0.4	
15	0.0	0.0	0.5	2.5	0.7	
16	0.0	0.0	0.0	1.9	0.4	
17 or older	0.0	0.0	0.0	0.6	0.1	
N of Valid	210	193	199	157	759	
N of Miss	4	3	4	1	12	



Table 77: How old were you when you first: carried a handgun?










Response	6	8	10	12	Total	
Never	91.5	94.8	97.0	92.9	94.1	
10 or younger	4.3	0.5	0.0	1.3	1.6	
11	2.8	1.0	0.0	0.0	1.1	
12	1.4	2.6	0.5	0.0	1.2	
13	0.0	1.0	0.0	0.6	0.4	
14	0.0	0.0	1.0	0.6	0.4	
15	0.0	0.0	1.0	3.8	1.1	
16	0.0	0.0	0.5	0.0	0.1	
17 or older	0.0	0.0	0.0	0.6	0.1	
N of Valid	211	194	199	156	760	
N of Miss	3	2	4	2	11	

Table 78: How old were you when you first: attacked someone with the idea of seriously hurting them?










Response	6	8	10	12	Total	
Never	92.8	89.2	89.4	89.2	90.3	
10 or younger	3.3	2.1	0.0	2.5	2.0	
11	1.9	1.5	0.5	0.6	1.2	
12	1.9	3.1	2.0	0.6	2.0	
13	0.0	3.1	3.5	2.5	2.2	
14	0.0	1.0	2.5	0.0	0.9	
15	0.0	0.0	2.0	2.5	1.1	
16	0.0	0.0	0.0	1.3	0.3	
17 or older	0.0	0.0	0.0	0.6	0.1	
N of Valid	209	194	199	157	759	
N of Miss	5	2	4	1	12	

Table 79: How old were you when you first: belonged to a gang?









Response	6	8	10	12	Total	
Never	96.2	94.3	98.0	97.4	96.4	
10 or younger	1.0	1.0	0.5	0.0	0.7	
11	1.9	0.5	1.0	0.0	0.9	
12	1.0	1.6	0.0	0.0	0.7	
13	0.0	2.6	0.0	1.3	0.9	
14	0.0	0.0	0.0	0.0	0.0	
15	0.0	0.0	0.0	0.6	0.1	
16	0.0	0.0	0.5	0.0	0.1	
17 or older	0.0	0.0	0.0	0.6	0.1	
N of Valid	210	193	200	156	759	
N of Miss	4	3	3	2	12	

Table 80: How wrong do you think it is for someone your age to: take a handgun to school?





Response	6	8	10	12	Total	
Very wrong	91.0	85.6	86.9	86.0	87.5	
Wrong	7.1	11.3	10.6	10.2	9.7	
A little bit wrong	1.4	2.6	2.0	3.2	2.2	
Not wrong at all	0.5	0.5	0.5	0.6	0.5	
N of Valid	212	195	199	157	763	
N of Miss	2	1	4	1	8	

Table 81: How wrong do you think it is for someone your age to: steal anything worth more than \$5?





Response	6	8	10	12	Total	
Very wrong	54.9	52.1	52.3	54.8	53.5	
Wrong	34.7	36.1	31.0	35.0	34.2	
A little bit wrong	8.5	10.3	15.2	7.6	10.5	
Not wrong at all	1.9	1.5	1.5	2.5	1.8	
N of Valid	213	194	197	157	761	
N of Miss	1	2	6	1	10	

Table 82: How wrong do you think it is for someone your age to: pick a fight with someone?





Response	6	8	10	12	Total	
Very wrong	54.3	34.5	31.1	34.4	39.1	
Wrong	32.4	36.1	42.9	35.7	36.7	
A little bit wrong	11.0	25.3	21.4	21.7	19.6	
Not wrong at all	2.4	4.1	4.6	8.3	4.6	
N of Valid	210	194	196	157	757	
N of Miss	4	2	7	1	14	

Table 83: How wrong do you think it is for someone your age to: attack someone with the idea of seriously hurting them?





Response	6	8	10	12	Total	
Very wrong	84.0	74.6	71.2	66.9	74.7	
Wrong	12.3	18.1	19.7	17.8	16.8	
A little bit wrong	1.4	5.2	8.1	14.0	6.7	
Not wrong at all	2.4	2.1	1.0	1.3	1.7	
N of Valid	212	193	198	157	760	
N of Miss	2	3	5	1	11	

Table 84: How wrong do you think it is for someone your age to: stay away from school all day when their parents think they are at school?





Response	6	8	10	12	Total	
Very wrong	88.7	64.6	46.5	44.2	62.4	
Wrong	8.5	24.1	36.4	28.2	23.8	
A little bit wrong	2.4	9.2	14.6	19.9	10.9	
Not wrong at all	0.5	2.1	2.5	7.7	2.9	
N of Valid	212	195	198	156	761	
N of Miss	2	1	5	2	10	

Table 85: How wrong do you think it is for someone your age to: drink beer, wine or hard liquor (for example, vodka, whiskey, or gin) regularly?





Response	6	8	10	12	Total	
Very wrong	92.0	70.3	36.7	32.5	59.9	
Wrong	5.7	20.0	29.6	22.3	18.9	
A little bit wrong	0.9	6.7	26.0	29.9	14.9	
Not wrong at all	1.4	3.1	7.7	15.3	6.3	
N of Valid	212	195	196	157	760	
N of Miss	2	1	7	1	11	

Table 86: How wrong do you think it is for someone your age to: smoke cigarettes?





Response	6	8	10	12	Total	
Very wrong	94.3	77.3	54.5	42.7	68.9	
Wrong	4.3	17.5	26.8	24.8	17.8	
A little bit wrong	0.9	3.6	15.2	17.8	8.8	
Not wrong at all	0.5	1.5	3.5	14.6	4.5	
N of Valid	211	194	198	157	760	
N of Miss	3	2	5	1	11	

Table 87: How wrong do you think it is for someone your age to: smoke marijuana?





Response	6	8	10	12	Total	
Very wrong	96.7	79.3	60.1	49.0	72.9	
Wrong	2.4	11.9	19.7	18.5	12.6	
A little bit wrong	0.5	4.7	13.6	21.0	9.2	
Not wrong at all	0.5	4.1	6.6	11.5	5.3	
N of Valid	212	193	198	157	760	
N of Miss	2	3	5	1	11	

Table 88: How wrong do you think it is for someone your age to: use prescription drugs or non-prescription drugs for the purpose of getting high?





Response	6	8	10	12	Total	
Very wrong	94.3	82.1	78.3	72.0	82.4	
Wrong	4.7	13.3	17.2	19.7	13.3	
A little bit wrong	0.0	2.6	3.5	5.7	2.8	
Not wrong at all	0.9	2.1	1.0	2.5	1.6	
N of Valid	212	195	198	157	762	
N of Miss	2	1	5	1	9	

Table 89: How wrong do you think it is for someone your age to: use synthetic marijuana (K2, spice) or bath salts?





Response	6	8	10	12	Total	
Very wrong	97.6	88.7	80.3	81.5	87.5	
Wrong	1.4	8.2	15.2	10.8	8.7	
A little bit wrong	0.5	0.5	3.0	6.4	2.4	
Not wrong at all	0.5	2.6	1.5	1.3	1.4	
N of Valid	210	194	198	157	759	
N of Miss	4	2	5	1	12	

Table 90: How wrong do you think it is for someone your age to: use LSD, cocaine, amphetamines or another illegal drug?





Response	6	8	10	12	Total	
Very wrong	97.2	89.2	87.8	86.0	90.4	
Wrong	1.4	7.2	8.6	9.6	6.4	
A little bit wrong	0.9	1.5	2.5	1.9	1.7	
Not wrong at all	0.5	2.1	1.0	2.5	1.4	
N of Valid	212	194	197	157	760	
N of Miss	2	2	6	1	11	

Table 91: At school during the past 12 months, did you receive help from the resource teacher, speech therapist or other special education teacher?



Response	6	8	10	12	Total	
No	73.0	90.3	85.4	94.4	85.3	
Yes	27.0	9.7	14.6	5.6	14.7	
N of Valid	178	175	185	144	682	
N of Miss	36	21	18	14	89	

Table 92: How many times in the past year (12 months) have you: been suspended from school?








Response	6	8	10	12	Total	
Never	93.9	83.6	87.3	95.5	89.9	
1 to 2 times	4.2	10.8	9.1	4.5	7.2	
3 to 5 times	0.9	4.1	2.5	0.0	2.0	
6 to 9 times	0.0	0.5	1.0	0.0	0.4	
10 to 19 times	0.0	1.0	0.0	0.0	0.3	
20 to 29 times	0.5	0.0	0.0	0.0	0.1	
30 to 39 times	0.0	0.0	0.0	0.0	0.0	
40+ times	0.5	0.0	0.0	0.0	0.1	
N of Valid	213	195	197	157	762	
N of Miss	1	1	6	1	9	

Table 93: How many times in the past year (12 months) have you: carried a handgun?









Response	6	8	10	12	Total	
Never	92.5	95.9	98.0	95.6	95.4	
1 to 2 times	3.8	2.1	0.5	0.6	1.8	
3 to 5 times	1.9	1.0	0.0	1.3	1.0	
6 to 9 times	0.0	0.0	1.5	1.3	0.7	
10 to 19 times	0.5	1.0	0.0	0.0	0.4	
20 to 29 times	0.5	0.0	0.0	0.0	0.1	
30 to 39 times	0.0	0.0	0.0	0.6	0.1	
40+ times	0.9	0.0	0.0	0.6	0.4	
N of Valid	213	195	196	158	762	
N of Miss	1	1	7	0	9	

Table 94: How many times in the past year (12 months) have you: sold illegal drugs?

Response	6	8	10	12	Total	
Never	99.0	97.9	97.5	94.3	97.4	
1 to 2 times	0.5	1.5	1.5	2.5	1.5	
3 to 5 times	0.0	0.0	0.0	0.6	0.1	
6 to 9 times	0.0	0.0	0.0	1.9	0.4	
10 to 19 times	0.0	0.5	0.5	0.0	0.3	
20 to 29 times	0.5	0.0	0.0	0.0	0.1	
30 to 39 times	0.0	0.0	0.0	0.0	0.0	
40+ times	0.0	0.0	0.5	0.6	0.3	
N of Valid	210	194	197	157	758	
N of Miss	4	2	6	1	13	

Table 95: How many times in the past year (12 months) have you: stolen or tried to steal a motor vehicle such as a car or motorcycle?

Response	6	8	10	12	Total	
Never	100.0	99.0	99.0	99.4	99.3	
1 to 2 times	0.0	0.5	0.5	0.0	0.3	
3 to 5 times	0.0	0.0	0.0	0.0	0.0	
6 to 9 times	0.0	0.5	0.0	0.0	0.1	
10 to 19 times	0.0	0.0	0.5	0.6	0.3	
20 to 29 times	0.0	0.0	0.0	0.0	0.0	
30 to 39 times	0.0	0.0	0.0	0.0	0.0	
40+ times	0.0	0.0	0.0	0.0	0.0	
N of Valid	213	194	197	158	762	
N of Miss	1	2	6	0	9	

Table 96: How many times in the past year (12 months) have you: participated in clubs, organizations or activities at school?









Response	6	8	10	12	Total	
Never	28.5	30.4	27.6	27.8	28.6	
1 to 2 times	32.9	30.4	18.4	10.1	23.7	
3 to 5 times	16.4	14.4	19.4	14.6	16.3	
6 to 9 times	7.7	7.2	5.6	8.2	7.2	
10 to 19 times	4.8	3.1	6.1	10.8	6.0	
20 to 29 times	2.4	3.1	5.1	5.7	4.0	
30 to 39 times	0.5	0.5	2.0	1.3	1.1	
40+ times	6.8	10.8	15.8	21.5	13.2	
N of Valid	207	194	196	158	755	
N of Miss	7	2	7	0	16	

Table 97: How many times in the past year (12 months) have you: been arrested?





Response	6	8	10	12	Total	
Never	99.5	98.5	99.0	96.2	98.4	
1 to 2 times	0.5	0.5	1.0	3.8	1.3	
3 to 5 times	0.0	0.5	0.0	0.0	0.1	
6 to 9 times	0.0	0.0	0.0	0.0	0.0	
10 to 19 times	0.0	0.5	0.0	0.0	0.1	
20 to 29 times	0.0	0.0	0.0	0.0	0.0	
30 to 39 times	0.0	0.0	0.0	0.0	0.0	
40+ times	0.0	0.0	0.0	0.0	0.0	
N of Valid	212	195	195	158	760	
N of Miss	2	1	8	0	11	



Table 98: How many times in the past year (12 months) have you: attacked someone with the idea of seriously hurting them?


Response	6	8	10	12	Total	
Never	94.4	90.3	92.3	93.0	92.5	
1 to 2 times	3.3	7.7	5.6	3.8	5.1	
3 to 5 times	0.9	1.0	0.5	0.6	0.8	
6 to 9 times	0.9	0.0	1.5	1.3	0.9	
10 to 19 times	0.5	1.0	0.0	0.0	0.4	
20 to 29 times	0.0	0.0	0.0	0.0	0.0	
30 to 39 times	0.0	0.0	0.0	0.0	0.0	
40+ times	0.0	0.0	0.0	1.3	0.3	
N of Valid	213	195	196	157	761	
N of Miss	1	1	7	1	10	

Table 99: How many times in the past year (12 months) have you: been drunk or high at school?


Response	6	8	10	12	Total	
Never	97.6	95.4	93.9	86.1	93.7	
1 to 2 times	0.9	2.1	3.6	3.2	2.4	
3 to 5 times	0.5	1.0	1.0	5.1	1.7	
6 to 9 times	0.0	0.0	0.5	0.6	0.3	
10 to 19 times	0.9	1.0	0.5	0.0	0.7	
20 to 29 times	0.0	0.0	0.5	1.3	0.4	
30 to 39 times	0.0	0.5	0.0	0.0	0.1	
40+ times	0.0	0.0	0.0	3.8	0.8	
N of Valid	212	195	197	158	762	
N of Miss	2	1	6	0	9	

Table 100: How many times in the past year (12 months) have you: taken a handgun to school?



Response	6	8	10	12	Total	
Never	99.5	99.0	100.0	99.4	99.5	
1 to 2 times	0.5	1.0	0.0	0.6	0.5	
3 to 5 times	0.0	0.0	0.0	0.0	0.0	
6 to 9 times	0.0	0.0	0.0	0.0	0.0	
10 to 19 times	0.0	0.0	0.0	0.0	0.0	
20 to 29 times	0.0	0.0	0.0	0.0	0.0	
30 to 39 times	0.0	0.0	0.0	0.0	0.0	
40+ times	0.0	0.0	0.0	0.0	0.0	
N of Valid	213	195	197	157	762	
N of Miss	1	1	6	1	9	

Table 101: Are you currently on probation, or assigned a probation officer with Juvenile Court?



Response	6	8	10	12	Total	
No	98.9	98.9	98.9	99.3	99.0	
Yes	1.1	1.1	1.1	0.7	1.0	
N of Valid	185	177	187	150	699	
N of Miss	29	19	16	8	72	

Table 102: Have you ever belonged to a gang?






Response	6	8	10	12	Total	
No	96.2	91.2	93.3	96.2	94.2	
No, but would like to	1.0	1.0	2.6	1.3	1.5	
Yes, in the past	1.9	7.2	3.1	1.9	3.6	
Yes, belong now	0.5	0.5	1.0	0.6	0.7	
Yes, but would like to get out	0.5	0.0	0.0	0.0	0.1	
N of Valid	210	194	195	157	756	
N of Miss	4	2	8	1	15	

Table 103: If you have ever belonged to a gang, did that gang have a name?

Response	6	8	10	12	Total
No	8.3	6.2	12.0	13.0	9.7
Yes	2.9	6.2	4.7	3.2	4.3
I have never belonged to a gang	88.8	87.5	83.2	83.8	86.0
N of Valid	205	192	191	154	742
N of Miss	9	4	12	4	29

Table 104: You are at a party at someone's house, and one of your friends offers you a drink containing alcohol. What would you say or do?

Response	6	8	10	12	Total
Drink it	5.3	14.7	41.1	46.8	25.6
Tell your friend, 'No thanks, I don't drink' and suggest that you and your friend go and do something else	42.7	36.1	26.6	17.5	31.6
Just say, 'No thanks' and walk away	31.6	30.9	24.5	30.5	29.3
Make up a good excuse, tell your friend you had something else to do, and leave	20.4	18.3	7.8	5.2	13.5
N of Valid	206	191	192	154	743
N of Miss	8	5	11	4	28

Table 105: How often do you attend religious services or activities?

Response	6	8	10	12	Total
Never	17.1	8.9	12.4	12.9	12.9
Rarely	18.6	24.5	21.2	23.9	21.9
1-2 Times a Month	11.6	14.1	15.0	16.1	14.1
About Once a Week or More	52.8	52.6	51.3	47.1	51.2
N of Valid	199	192	193	155	739
N of Miss	15	4	10	3	32

Table 106: I think sometimes it's okay to cheat at school.





Response	6	8	10	12	Total	
NO!	61.9	24.4	24.9	19.0	33.8	
no	28.1	47.2	36.3	32.9	36.1	
yes	9.5	26.9	32.1	38.6	25.9	
YES!	0.5	1.6	6.7	9.5	4.2	
N of Valid	210	193	193	158	754	
N of Miss	4	3	10	0	17	

Table 107: It is important to think before you act.





Response	6	8	10	12	Total	
NO!	2.4	0.0	0.5	2.5	1.3	
no	3.3	0.5	2.6	3.2	2.4	
yes	21.3	40.2	42.2	32.5	33.8	
YES!	73.0	59.3	54.7	61.8	62.5	
N of Valid	211	194	192	157	754	
N of Miss	3	2	11	1	17	

Table 108: Sometimes I think that life is not worth it.





Response	6	8	10	12	Total	
NO!	58.5	40.7	44.2	47.1	47.9	
no	19.0	28.0	26.3	21.7	23.8	
yes	16.1	20.6	22.6	24.2	20.6	
YES!	6.3	10.6	6.8	7.0	7.7	
N of Valid	205	189	190	157	741	
N of Miss	9	7	13	1	30	

Table 109: At times I think I am no good at all.


Response	6	8	10	12	Total	
NO!	26.7	23.8	27.2	34.4	27.7	
no	24.8	29.0	31.9	23.6	27.4	
yes	29.6	33.7	28.8	31.8	30.9	
YES!	18.9	13.5	12.0	10.2	13.9	
N of Valid	206	193	191	157	747	
N of Miss	8	3	12	1	24	

Table 110: All in all, I am inclined to think that I am a failure.


Response	6	8	10	12	Total	
NO!	45.4	39.4	42.9	48.7	43.9	
no	30.7	38.9	38.7	28.8	34.5	
yes	14.6	11.9	12.6	16.0	13.7	
YES!	9.3	9.8	5.8	6.4	7.9	
N of Valid	205	193	191	156	745	
N of Miss	9	3	12	2	26	

Table 111: In the past year, have you felt depressed or sad MOST days, even if you felt okay sometimes?


Response	6	8	10	12	Total	
NO!	27.9	28.9	30.2	32.3	29.7	
no	15.9	26.3	25.0	21.5	22.1	
yes	35.1	29.9	27.1	31.0	30.9	
YES!	21.2	14.9	17.7	15.2	17.4	
N of Valid	208	194	192	158	752	
N of Miss	6	2	11	0	19	

Table 112: It is all right to beat up people if they start the fight.





Response	6	8	10	12	Total	
NO!	51.4	31.4	25.4	19.2	32.9	
no	23.6	20.6	17.1	19.2	20.2	
yes	15.9	28.9	29.0	24.4	24.4	
YES!	9.1	19.1	28.5	37.2	22.5	
N of Valid	208	194	193	156	751	
N of Miss	6	2	10	2	20	

Table 113: I think it is okay to take something without asking if you can get away with it.





Response	6	8	10	12	Total	
NO!	77.9	61.7	53.6	54.1	62.5	
no	17.8	34.7	40.6	36.9	32.0	
yes	2.9	1.6	4.7	7.0	3.9	
YES!	1.4	2.1	1.0	1.9	1.6	
N of Valid	208	193	192	157	750	
N of Miss	6	3	11	1	21	

Table 114: Where do you get the most information about living a drug and alcohol free life? Parents/guardians





Response	6	8	10	12	Total	
All the time	50.0	59.5	40.5	43.7	48.7	
Most	20.6	19.5	27.9	20.9	22.2	
Some	16.2	13.7	19.5	18.4	16.8	
Very little	13.2	7.4	12.1	17.1	12.3	
N of Valid	204	190	190	158	742	
N of Miss	10	6	13	0	29	

Table 115: Where do you get the most information about living a drug and alcohol free life? Friends





Response	6	8	10	12	Total	
All the time	23.9	13.4	12.4	12.8	15.9	
Most	18.9	21.0	16.8	10.3	17.0	
Some	24.4	30.1	33.5	32.7	29.9	
Very little	32.8	35.5	37.3	44.2	37.1	
N of Valid	201	186	185	156	728	
N of Miss	13	10	18	2	43	

Table 116: Where do you get the most information about living a drug and alcohol free life? Family members





Response	6	8	10	12	Total	
All the time	44.8	46.1	29.9	30.8	38.4	
Most	24.1	24.6	26.7	19.2	23.9	
Some	18.7	18.3	26.2	26.3	22.1	
Very little	12.3	11.0	17.1	23.7	15.6	
N of Valid	203	191	187	156	737	
N of Miss	11	5	16	2	34	

Table 117: Where do you get the most information about living a drug and alcohol free life? School





Response	6	8	10	12	Total	
All the time	59.1	45.8	36.5	28.2	43.4	
Most	21.2	25.3	29.1	28.2	25.7	
Some	10.3	19.5	23.8	25.6	19.4	
Very little	9.4	9.5	10.6	17.9	11.5	
N of Valid	203	190	189	156	738	
N of Miss	11	6	14	2	33	

Table 118: Where do you get the most information about living a drug and alcohol free life? Internet





Response	6	8	10	12	Total	
All the time	15.7	9.5	13.4	9.0	12.1	
Most	16.2	11.6	7.5	11.6	11.8	
Some	20.2	30.2	29.0	32.9	27.7	
Very little	48.0	48.7	50.0	46.5	48.4	
N of Valid	198	189	186	155	728	
N of Miss	16	7	17	3	43	

Table 119: Where do you get the most information about living a drug and alcohol free life? TV





Response	6	8	10	12	Total	
All the time	23.7	9.0	13.8	9.7	14.4	
Most	17.2	19.6	12.2	16.9	16.5	
Some	25.8	33.9	31.4	33.8	31.0	
Very little	33.3	37.6	42.6	39.6	38.1	
N of Valid	198	189	188	154	729	
N of Miss	16	7	15	4	42	

Table 120: Where do you get the most information about living a drug and alcohol free life? Social media





Response	6	8	10	12	Total	
All the time	18.0	12.8	14.0	9.7	13.8	
Most	15.9	11.7	8.6	9.7	11.6	
Some	20.6	29.3	24.2	27.1	25.2	
Very little	45.5	46.3	53.2	53.5	49.4	
N of Valid	189	188	186	155	718	
N of Miss	25	8	17	3	53	



Table 121: How much do you think people risk harming themselves (physically or in other ways) if they: smoked one or more packs of cigarettes per day?

Response	6	8	10	12	Total	
No risk	18.8	7.2	10.1	2.5	10.0	
Slight risk	6.1	5.7	5.8	5.1	5.7	
Moderate risk	13.2	16.5	21.7	20.3	17.8	
Great risk	61.9	70.6	62.4	72.2	66.5	
N of Valid	197	194	189	158	738	
N of Miss	17	2	14	0	33	

Table 122: How much do you think people risk harming themselves (physically or in other ways) if they: try marijuana once or twice?

Response	6	8	10	12	Total	
No risk	19.3	18.6	29.3	33.8	24.7	
Slight risk	14.7	23.2	31.4	24.8	23.4	
Moderate risk	26.9	25.3	19.7	19.1	23.0	
Great risk	39.1	33.0	19.7	22.3	28.9	
N of Valid	197	194	188	157	736	
N of Miss	17	2	15	1	35	

Table 123: How much do you think people risk harming themselves (physically or in other ways) if they: smoke marijuana once or twice a week?

Response	6	8	10	12	Total	
No risk	16.9	13.5	16.8	17.8	16.2	
Slight risk	9.5	11.9	23.4	21.0	16.2	
Moderate risk	18.0	23.8	27.2	27.4	23.9	
Great risk	55.6	50.8	32.6	33.8	43.7	
N of Valid	189	193	184	157	723	
N of Miss	25	3	19	1	48	

Table 124: How much do you think people risk harming themselves (physically or in other ways) if they: take one or two drinks of an alcoholic beverage (beer, wine, liquor) nearly every day?


Response	6	8	10	12	Total	
No risk	19.5	9.9	11.2	11.4	13.1	
Slight risk	11.3	21.9	25.1	26.6	20.9	
Moderate risk	21.5	29.7	33.2	28.5	28.1	
Great risk	47.7	38.5	30.5	33.5	37.8	
N of Valid	195	192	187	158	732	
N of Miss	19	4	16	0	39	

Table 125: How much do you think people risk harming themselves (physically or in other ways) if they: have five or more drinks of an alcoholic beverage once or twice each weekend?


Response	6	8	10	12	Total	
No risk	19.9	10.9	12.3	8.9	13.2	
Slight risk	8.2	14.0	18.7	20.3	15.0	
Moderate risk	17.3	29.5	27.3	30.4	25.9	
Great risk	54.6	45.6	41.7	40.5	45.9	
N of Valid	196	193	187	158	734	
N of Miss	18	3	16	0	37	

Table 126: How much do you think people risk harming themselves (physically or in other ways) if they: use prescription drugs that are not prescribed to them?


Response	6	8	10	12	Total	
No risk	17.5	9.4	8.6	3.8	10.1	
Slight risk	5.7	2.6	5.9	9.5	5.8	
Moderate risk	12.4	18.8	18.2	22.2	17.7	
Great risk	64.4	69.1	67.4	64.6	66.4	
N of Valid	194	191	187	158	730	
N of Miss	20	5	16	0	41	

Table 127: How much do you think people risk harming themselves (physically or in other ways) if they: use non-prescription drugs to get high?

Response	6	8	10	12	Total
No risk	19.1	8.8	8.1	3.8	10.3
Slight risk	3.6	3.1	7.0	7.0	5.1
Moderate risk	14.4	18.7	15.1	15.2	15.9
Great risk	62.9	69.4	69.9	74.1	68.8
N of Valid	194	193	186	158	731
N of Miss	20	3	17	0	40

Table 128: Have you ever used smokeless tobacco (chew, snuff, plug, dipping tobacco, or chewing tobacco)?

Response	6	8	10	12	Total
Never	96.6	90.7	80.9	73.4	86.1
Once or Twice	2.5	6.2	10.1	12.0	7.4
Once in a while but not regularly	0.5	0.5	2.7	5.1	2.0
Regularly in the past	0.5	1.0	2.1	1.9	1.3
Regularly now	0.0	1.6	4.3	7.6	3.1
N of Valid	203	193	188	158	742
N of Miss	11	3	15	0	29

Table 129: How often have you taken smokeless tobacco during the past 30 days?

Response	6	8	10	12	Total
Not at all	99.0	96.4	93.0	88.6	94.6
Once or twice	1.0	1.6	2.7	2.5	1.9
Once or twice per week	0.0	1.0	0.0	1.3	0.5
Three to five times per week	0.0	1.0	0.0	0.0	0.3
About once a day	0.0	0.0	1.1	1.3	0.5
More than once a day	0.0	0.0	3.2	6.3	2.2
N of Valid	202	193	187	158	740
N of Miss	12	3	16	0	31

Table 130: Have you ever smoked cigarettes?






Response	6	8	10	12	Total	
Never	95.6	81.3	69.5	48.7	75.3	
Once or Twice	3.4	13.5	18.7	22.8	14.0	
Once in a while but not regularly	0.5	2.6	6.4	15.8	5.8	
Regularly in the past	0.5	2.6	2.7	5.7	2.7	
Regularly now	0.0	0.0	2.7	7.0	2.2	
N of Valid	203	193	187	158	741	
N of Miss	11	3	16	0	30	

Table 131: How frequently have you smoked cigarettes during the past 30 days?







Response	6	8	10	12	Total	
Not at all	99.5	96.9	91.4	79.1	92.4	
Less than one cigarette per day	0.5	1.6	5.3	10.8	4.2	
One to five cigarettes per day	0.0	1.0	2.7	7.0	2.4	
About one-half pack per day	0.0	0.5	0.0	1.3	0.4	
About one pack per day	0.0	0.0	0.5	1.3	0.4	
About one and one-half packs per day	0.0	0.0	0.0	0.0	0.0	
Two packs or more per day	0.0	0.0	0.0	0.6	0.1	
N of Valid	201	193	187	158	739	
N of Miss	13	3	16	0	32	

Table 132: Which statement best describes rules about smoking inside your home?






Response	6	8	10	12	Total	
Smoking is not allowed anywhere inside your home	77.1	78.1	71.0	75.9	75.6	
Smoking is allowed in some places and at some times	7.5	5.7	4.8	5.1	5.8	
Smoking is allowed anywhere inside the home	1.5	1.0	2.2	1.3	1.5	
There are no rules about smoking inside the home	3.0	5.7	5.4	7.6	5.3	
I don't know	10.9	9.4	16.7	10.1	11.8	
N of Valid	201	192	186	158	737	
N of Miss	13	4	17	0	34	

Table 133: Which statement best describes rules about smoking in your family cars?

Response	6	8	10	12	Total	
Smoking is never allowed in any car	76.2	73.4	65.6	64.6	70.3	
Smoking is allowed sometimes or in some cars	7.4	12.0	11.3	7.6	9.6	
Smoking is allowed in any car anytime	1.5	1.0	2.7	6.3	2.7	
There are no rules about smoking in the car	2.0	5.2	7.0	10.1	5.8	
We do not have a family car	0.5	0.5	0.0	0.0	0.3	
I don't know	12.4	7.8	13.4	11.4	11.2	
N of Valid	202	192	186	158	738	
N of Miss	12	4	17	0	33	

Table 134: During this school year, were you taught in any of your classes about the dangers of tobacco use?

Response	6	8	10	12	Total	
Strongly agree	39.6	27.9	20.3	11.5	25.5	
Agree	26.6	38.9	30.8	29.9	31.6	
Disagree	7.8	7.9	15.4	12.1	10.7	
Strongly disagree	4.2	6.8	13.7	24.8	11.8	
I don't know	21.9	18.4	19.8	21.7	20.4	
N of Valid	192	190	182	157	721	
N of Miss	22	6	21	1	50	

Table 135: During the past 12 months, have you participated in any community activities to discourage people your age from using cigarettes, chewing tobacco, snuff, dip or cigars?

Response	6	8	10	12	Total	
Strongly agree	16.3	13.2	8.8	7.1	11.5	
Agree	17.9	19.0	11.5	12.8	15.5	
Disagree	16.8	23.3	20.9	19.2	20.1	
Strongly disagree	16.8	19.0	28.6	32.1	23.8	
I don't know	32.1	25.4	30.2	28.8	29.1	
N of Valid	184	189	182	156	711	
N of Miss	30	7	21	2	60	

Table 136: Think back over the last two weeks. How many times have you had five or more alcoholic drinks in a row?


Response	6	8	10	12	Total	
None	98.0	88.5	80.3	78.3	86.9	
Once	1.5	9.9	7.7	7.0	6.4	
Twice	0.0	1.0	4.4	2.5	1.9	
3-5 times	0.5	0.5	6.0	6.4	3.1	
6-9 times	0.0	0.0	1.6	1.3	0.7	
10 or more times	0.0	0.0	0.0	4.5	1.0	
N of Valid	200	192	183	157	732	
N of Miss	14	4	20	1	39	

Table 137: During the past 30 days, how many times did you ride in a car or other vehicle driven by someone who had been drinking alcohol or using drugs to get high?


Response	6	8	10	12	Total	
0 times	92.4	88.0	76.6	72.8	83.0	
1 time	4.1	6.8	8.2	11.4	7.4	
2 or 3 times	2.0	3.7	8.7	8.9	5.6	
4 or 5 times	0.5	0.5	2.7	2.5	1.5	
6 or more times	1.0	1.0	3.8	4.4	2.5	
N of Valid	197	191	184	158	730	
N of Miss	17	5	19	0	41	

Table 138: During the past 30 days, how many times did you drive a car or other vehicle when you had been drinking alcohol or using drugs to get high?

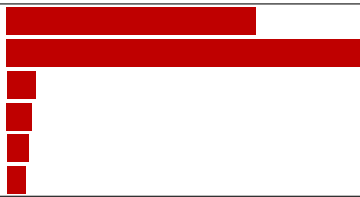
Response	6	8	10	12	Total	
I did not drive a car in the past 30 days	54.1	45.5	36.6	14.6	38.6	
0 times	44.8	50.8	59.6	72.0	56.2	
1 time	0.5	2.1	1.1	5.1	2.1	
2 or 3 times	0.0	0.0	1.6	5.1	1.5	
4 or 5 times	0.5	1.6	0.5	1.3	1.0	
6 or more times	0.0	0.0	0.5	1.9	0.6	
N of Valid	183	189	183	157	712	
N of Miss	31	7	20	1	59	

Table 139: If you drank alcohol (not just a sip or taste) in the past year, how did you usually get it?












Response	6	8	10	12	Total	
I did not drink alcohol in the past year	93.8	82.0	53.1	43.9	69.7	
I bought it myself with a fake ID	0.0	0.0	0.0	1.9	0.4	
I bought it myself without a fake ID	0.0	0.0	2.8	12.3	3.3	
I got it from someone I know age 21 or older	1.0	5.8	10.6	15.5	7.8	
I got it from someone I know under age 21	0.5	2.1	8.9	10.3	5.2	
I got it from my brother or sister	0.0	1.1	1.1	1.3	0.8	
I got it from home with my parents' permission	1.5	1.1	7.3	5.2	3.6	
I got it from home without my parents' permission	1.0	1.1	2.2	0.6	1.3	
I got it from another relative	0.5	2.1	3.9	1.3	2.0	
A stranger bought it for me	0.0	0.0	0.0	0.6	0.1	
I took it from a store or shop	0.0	0.0	0.0	0.0	0.0	
Other	1.5	4.8	10.1	7.1	5.7	
N of Valid	194	189	179	155	717	
N of Miss	20	7	24	3	54	

Table 140: If you drank alcohol (not just a sip or taste) in the past year, where did you usually drink it?










Response	6	8	10	12	Total	
I did not drink alcohol in the past year	95.3	81.9	52.8	48.0	71.1	
at my home	2.1	3.7	11.4	12.7	7.1	
at someone else's home	0.5	5.3	19.9	30.7	13.0	
at an open area like a park, beach, field, back road, woods, or a street corner	1.0	3.2	3.4	3.3	2.7	
at a sporting event or concert	0.0	0.0	1.1	0.0	0.3	
at a restaurant, bar, or a nightclub	1.0	3.7	10.2	4.7	4.8	
at an empty building or a construction site	0.0	1.1	0.0	0.7	0.4	
at a hotel/motel	0.0	1.1	0.6	0.0	0.4	
in a car	0.0	0.0	0.0	0.0	0.0	
at school	0.0	0.0	0.6	0.0	0.1	
N of Valid	193	188	176	150	707	
N of Miss	21	8	27	8	64	

Table 141: How do you feel about someone your age having one or two drinks of an alcoholic beverage nearly every day?





Response	6	8	10	12	Total	
Neither approve nor disapprove	24.5	29.0	28.7	32.3	28.4	
Somewhat disapprove	7.8	14.5	26.0	25.8	18.1	
Strongly disapprove	50.0	45.7	27.6	34.8	39.9	
Don't know or can't say	17.7	10.8	17.7	7.1	13.6	
N of Valid	192	186	181	155	714	
N of Miss	22	10	22	3	57	

Table 142: On how many occasions have you had alcoholic beverages (beer, wine or hard liquor) to drink in your lifetime - more than just a few sips?








Response	6	8	10	12	Total	
0	90.3	72.3	43.3	36.3	62.2	
01/02/13	5.6	11.5	10.6	9.6	9.3	
03/05/13	4.1	5.8	15.0	8.3	8.1	
06/09/13	0.0	2.1	10.6	10.2	5.4	
10/19/13	0.0	4.2	8.9	5.1	4.4	
20-39	0.0	2.1	5.0	7.6	3.5	
40	0.0	2.1	6.7	22.9	7.2	
N of Valid	196	191	180	157	724	
N of Miss	18	5	23	1	47	

Table 143: On how many occasions have you drunk one of more drinks of an alcoholic beverage during the past 30 days?








Response	6	8	10	12	Total	
0	97.5	90.6	77.7	65.6	83.8	
01/02/13	2.5	7.9	8.9	15.3	8.3	
03/05/13	0.0	1.0	7.3	8.9	4.0	
06/09/13	0.0	0.0	2.2	3.8	1.4	
10/19/13	0.0	0.5	2.8	3.2	1.5	
20-39	0.0	0.0	0.6	0.0	0.1	
40	0.0	0.0	0.6	3.2	0.8	
N of Valid	197	191	179	157	724	
N of Miss	17	5	24	1	47	



Table 144: On how many occasions have you used marijuana (grass, pot) or hashish (hash, hash oil) in your lifetime?








Response	6	8	10	12	Total	
0	100.0	91.1	81.5	69.4	86.4	
01/02/13	0.0	3.1	4.5	6.4	3.3	
03/05/13	0.0	1.6	3.4	3.8	2.1	
06/09/13	0.0	0.5	2.2	3.2	1.4	
10/19/13	0.0	1.0	4.5	3.8	2.2	
20-39	0.0	1.0	2.2	4.5	1.8	
40	0.0	1.6	1.7	8.9	2.8	
N of Valid	196	191	178	157	722	
N of Miss	18	5	25	1	49	

Table 145: On how many occasions have you used marijuana (grass, pot) or hashish (hash, hash oil) during the past 30 days?








Response	6	8	10	12	Total	
0	100.0	95.8	91.6	84.2	93.4	
01/02/13	0.0	2.1	3.9	6.3	2.9	
03/05/13	0.0	0.5	2.2	3.2	1.4	
06/09/13	0.0	0.5	0.6	2.5	0.8	
10/19/13	0.0	1.0	1.1	0.6	0.7	
20-39	0.0	0.0	0.0	0.6	0.1	
40	0.0	0.0	0.6	2.5	0.7	
N of Valid	196	191	179	158	724	
N of Miss	18	5	24	0	47	

Table 146: On how many occasions have you used LSD or other psychedelics in your lifetime?







Response	6	8	10	12	Total	
0	100.0	97.4	99.4	96.2	98.3	
01/02/13	0.0	2.6	0.0	1.3	1.0	
03/05/13	0.0	0.0	0.0	1.3	0.3	
06/09/13	0.0	0.0	0.6	0.0	0.1	
10/19/13	0.0	0.0	0.0	0.6	0.1	
20-39	0.0	0.0	0.0	0.0	0.0	
40	0.0	0.0	0.0	0.6	0.1	
N of Valid	194	190	179	158	721	
N of Miss	20	6	24	0	50	

Table 147: On how many occasions have you used LSD or other psychedelics during the past 30 days?

Response	6	8	10	12	Total	
0	100.0	99.5	98.9	98.1	99.2	
01/02/13	0.0	0.5	0.6	0.6	0.4	
03/05/13	0.0	0.0	0.6	0.6	0.3	
06/09/13	0.0	0.0	0.0	0.0	0.0	
10/19/13	0.0	0.0	0.0	0.0	0.0	
20-39	0.0	0.0	0.0	0.0	0.0	
40	0.0	0.0	0.0	0.6	0.1	
N of Valid	194	190	179	158	721	
N of Miss	20	6	24	0	50	

Table 148: On how many occasions have you used cocaine or crack in your lifetime?

Response	6	8	10	12	Total	
0	100.0	95.8	99.4	94.9	97.6	
01/02/13	0.0	4.2	0.6	1.9	1.7	
03/05/13	0.0	0.0	0.0	1.3	0.3	
06/09/13	0.0	0.0	0.0	0.6	0.1	
10/19/13	0.0	0.0	0.0	0.6	0.1	
20-39	0.0	0.0	0.0	0.0	0.0	
40	0.0	0.0	0.0	0.6	0.1	
N of Valid	196	190	179	158	723	
N of Miss	18	6	24	0	48	

Table 149: On how many occasions have you used cocaine or crack during the past 30 days?

Response	6	8	10	12	Total	
0	100.0	99.5	100.0	98.1	99.4	
01/02/13	0.0	0.5	0.0	1.3	0.4	
03/05/13	0.0	0.0	0.0	0.6	0.1	
06/09/13	0.0	0.0	0.0	0.0	0.0	
10/19/13	0.0	0.0	0.0	0.0	0.0	
20-39	0.0	0.0	0.0	0.0	0.0	
40	0.0	0.0	0.0	0.0	0.0	
N of Valid	195	190	178	158	721	
N of Miss	19	6	25	0	50	

Table 150: On how many occasions have you sniffed glue, breathed the contents of an aerosol spray can, or inhaled other gases or sprays, in order to get high in your lifetime?







Response	6	8	10	12	Total	
0	96.4	94.7	93.3	94.9	94.9	
01/02/13	2.1	3.7	3.9	3.2	3.2	
03/05/13	1.0	1.1	1.1	1.3	1.1	
06/09/13	0.0	0.0	0.0	0.0	0.0	
10/19/13	0.0	0.5	1.1	0.6	0.6	
20-39	0.5	0.0	0.0	0.0	0.1	
40	0.0	0.0	0.6	0.0	0.1	
N of Valid	195	190	179	158	722	
N of Miss	19	6	24	0	49	

Table 151: On how many occasions have you sniffed glue, breathed the contents of an aerosol spray can, or inhaled other gases or sprays, in order to get high during the past 30 days?





Response	6	8	10	12	Total	
0	96.9	98.9	97.8	99.4	98.2	
01/02/13	2.6	1.1	1.7	0.0	1.4	
03/05/13	0.0	0.0	0.6	0.6	0.3	
06/09/13	0.5	0.0	0.0	0.0	0.1	
10/19/13	0.0	0.0	0.0	0.0	0.0	
20-39	0.0	0.0	0.0	0.0	0.0	
40	0.0	0.0	0.0	0.0	0.0	
N of Valid	196	190	178	158	722	
N of Miss	18	6	25	0	49	

Table 152: On how many occasions have you used Daztrex in your lifetime?


Response	6	8	10	12	Total	
0	100.0	100.0	100.0	100.0	100.0	
01/02/13	0.0	0.0	0.0	0.0	0.0	
03/05/13	0.0	0.0	0.0	0.0	0.0	
06/09/13	0.0	0.0	0.0	0.0	0.0	
10/19/13	0.0	0.0	0.0	0.0	0.0	
20-39	0.0	0.0	0.0	0.0	0.0	
40	0.0	0.0	0.0	0.0	0.0	
N of Valid	194	190	179	157	720	
N of Miss	20	6	24	1	51	

Table 153: On how many occasions have you used Daztrex during the past 30 days?


Response	6	8	10	12	Total	
0	100.0	100.0	100.0	100.0	100.0	
01/02/13	0.0	0.0	0.0	0.0	0.0	
03/05/13	0.0	0.0	0.0	0.0	0.0	
06/09/13	0.0	0.0	0.0	0.0	0.0	
10/19/13	0.0	0.0	0.0	0.0	0.0	
20-39	0.0	0.0	0.0	0.0	0.0	
40	0.0	0.0	0.0	0.0	0.0	
N of Valid	196	189	178	158	721	
N of Miss	18	7	25	0	50	

Table 154: On how many occasions have you used synthetic marijuana in your lifetime?







Response	6	8	10	12	Total	
0	100.0	95.8	96.6	95.6	97.1	
01/02/13	0.0	1.6	0.6	1.9	1.0	
03/05/13	0.0	1.6	1.7	0.6	1.0	
06/09/13	0.0	0.0	0.6	1.3	0.4	
10/19/13	0.0	0.0	0.6	0.6	0.3	
20-39	0.0	0.0	0.0	0.0	0.0	
40	0.0	1.1	0.0	0.0	0.3	
N of Valid	192	190	177	158	717	
N of Miss	22	6	26	0	54	

Table 155: On how many occasions have you used synthetic marijuana during the past 30 days?

Response	6	8	10	12	Total	
0	100.0	98.4	99.4	98.7	99.2	
01/02/13	0.0	0.5	0.0	0.6	0.3	
03/05/13	0.0	1.1	0.6	0.0	0.4	
06/09/13	0.0	0.0	0.0	0.6	0.1	
10/19/13	0.0	0.0	0.0	0.0	0.0	
20-39	0.0	0.0	0.0	0.0	0.0	
40	0.0	0.0	0.0	0.0	0.0	
N of Valid	194	190	178	157	719	
N of Miss	20	6	25	1	52	

Table 156: On how many occasions have you used methamphetamines (meth, speed, crank, crystal meth) in your lifetime?

Response	6	8	10	12	Total	
0	100.0	95.8	100.0	96.2	98.0	
01/02/13	0.0	1.6	0.0	1.9	0.8	
03/05/13	0.0	0.0	0.0	0.6	0.1	
06/09/13	0.0	0.5	0.0	0.6	0.3	
10/19/13	0.0	0.0	0.0	0.0	0.0	
20-39	0.0	1.6	0.0	0.0	0.4	
40	0.0	0.5	0.0	0.6	0.3	
N of Valid	192	190	176	158	716	
N of Miss	22	6	27	0	55	

Table 157: On how many occasions have you used methamphetamines (meth, speed, crank, crystal meth) in the past 30 days?

Response	6	8	10	12	Total	
0	100.0	98.9	100.0	99.4	99.6	
01/02/13	0.0	0.5	0.0	0.0	0.1	
03/05/13	0.0	0.0	0.0	0.0	0.0	
06/09/13	0.0	0.0	0.0	0.6	0.1	
10/19/13	0.0	0.0	0.0	0.0	0.0	
20-39	0.0	0.5	0.0	0.0	0.1	
40	0.0	0.0	0.0	0.0	0.0	
N of Valid	192	190	177	158	717	
N of Miss	22	6	26	0	54	

Table 158: On how many occasions have you used other chemical products (bath salts, plant food, etc.) in your lifetime?



Response	6	8	10	12	Total	
0	96.4	98.9	99.4	100.0	98.6	
01/02/13	3.6	1.1	0.6	0.0	1.4	
03/05/13	0.0	0.0	0.0	0.0	0.0	
06/09/13	0.0	0.0	0.0	0.0	0.0	
10/19/13	0.0	0.0	0.0	0.0	0.0	
20-39	0.0	0.0	0.0	0.0	0.0	
40	0.0	0.0	0.0	0.0	0.0	
N of Valid	194	190	177	158	719	
N of Miss	20	6	26	0	52	

Table 159: On how many occasions have you used other chemical products (bath salts, plant food, etc.) during the past 30 days?



Response	6	8	10	12	Total	
0	99.5	100.0	100.0	100.0	99.9	
01/02/13	0.5	0.0	0.0	0.0	0.1	
03/05/13	0.0	0.0	0.0	0.0	0.0	
06/09/13	0.0	0.0	0.0	0.0	0.0	
10/19/13	0.0	0.0	0.0	0.0	0.0	
20-39	0.0	0.0	0.0	0.0	0.0	
40	0.0	0.0	0.0	0.0	0.0	
N of Valid	193	190	177	158	718	
N of Miss	21	6	26	0	53	

Table 160: On how many occasions have you used heroin or other opiates in your lifetime?





Response	6	8	10	12	Total	
0	100.0	98.4	100.0	100.0	99.6	
01/02/13	0.0	0.5	0.0	0.0	0.1	
03/05/13	0.0	0.5	0.0	0.0	0.1	
06/09/13	0.0	0.0	0.0	0.0	0.0	
10/19/13	0.0	0.0	0.0	0.0	0.0	
20-39	0.0	0.0	0.0	0.0	0.0	
40	0.0	0.5	0.0	0.0	0.1	
N of Valid	193	189	177	158	717	
N of Miss	21	7	26	0	54	

Table 161: On how many occasions have you used heroin or other opiates during the past 30 days?


Response	6	8	10	12	Total	
0	100.0	100.0	100.0	100.0	100.0	
01/02/13	0.0	0.0	0.0	0.0	0.0	
03/05/13	0.0	0.0	0.0	0.0	0.0	
06/09/13	0.0	0.0	0.0	0.0	0.0	
10/19/13	0.0	0.0	0.0	0.0	0.0	
20-39	0.0	0.0	0.0	0.0	0.0	
40	0.0	0.0	0.0	0.0	0.0	
N of Valid	192	189	177	157	715	
N of Miss	22	7	26	1	56	

Table 162: On how many occasions have you used MDMA ('X', 'E', or ecstasy) in your lifetime?





Response	6	8	10	12	Total	
0	100.0	98.9	99.4	98.7	99.3	
01/02/13	0.0	1.1	0.6	0.0	0.4	
03/05/13	0.0	0.0	0.0	0.0	0.0	
06/09/13	0.0	0.0	0.0	0.0	0.0	
10/19/13	0.0	0.0	0.0	0.6	0.1	
20-39	0.0	0.0	0.0	0.6	0.1	
40	0.0	0.0	0.0	0.0	0.0	
N of Valid	191	189	177	157	714	
N of Miss	23	7	26	1	57	

Table 163: On how many occasions have you used MDMA ('X', 'E', or ecstasy) during the past 30 days?




Response	6	8	10	12	Total	
0	100.0	100.0	98.9	98.7	99.4	
01/02/13	0.0	0.0	1.1	0.6	0.4	
03/05/13	0.0	0.0	0.0	0.6	0.1	
06/09/13	0.0	0.0	0.0	0.0	0.0	
10/19/13	0.0	0.0	0.0	0.0	0.0	
20-39	0.0	0.0	0.0	0.0	0.0	
40	0.0	0.0	0.0	0.0	0.0	
N of Valid	191	187	177	156	711	
N of Miss	23	9	26	2	60	

Table 164: On how many occasions have you taken prescription drugs (such as Valium, Xanax, Ritalin, Adderall, OxyContin, Darvocet, or sleeping pills) not prescribed to you in your lifetime?







Response	6	8	10	12	Total	
0	97.9	96.3	95.5	90.4	95.2	
01/02/13	2.1	2.1	1.7	2.6	2.1	
03/05/13	0.0	0.0	1.7	1.9	0.8	
06/09/13	0.0	1.1	0.6	2.6	1.0	
10/19/13	0.0	0.0	0.0	1.3	0.3	
20-39	0.0	0.0	0.0	0.0	0.0	
40	0.0	0.5	0.6	1.3	0.6	
N of Valid	192	189	177	156	714	
N of Miss	22	7	26	2	57	

Table 165: On how many occasions have you taken prescription drugs (such as Valium, Xanax, Ritalin, Adderall, OxyContin, Darvocet, or sleeping pills) not prescribed to you during the past 30 days?






Response	6	8	10	12	Total	
0	99.5	98.4	99.4	96.8	98.6	
01/02/13	0.5	1.1	0.0	1.9	0.8	
03/05/13	0.0	0.0	0.0	0.0	0.0	
06/09/13	0.0	0.5	0.0	0.6	0.3	
10/19/13	0.0	0.0	0.0	0.6	0.1	
20-39	0.0	0.0	0.0	0.0	0.0	
40	0.0	0.0	0.6	0.0	0.1	
N of Valid	193	188	177	155	713	
N of Miss	21	8	26	3	58	



Table 166: On how many occasions have you taken non-prescription medicines such as diet pills (for example, Dietac, Dexatrim or Prolamine), stay-awake pills (for example No-Doz, Vivarin, or Wake), or cough or cold medicines (robos, DXM, etc.) to get high in your lifetime?


Response	6	8	10	12	Total	
0	98.4	96.3	97.2	96.2	97.1	
01/02/13	0.5	0.5	1.1	1.3	0.8	
03/05/13	0.5	1.1	0.6	0.0	0.6	
06/09/13	0.0	1.1	0.6	0.6	0.6	
10/19/13	0.0	0.5	0.0	1.3	0.4	
20-39	0.0	0.0	0.0	0.6	0.1	
40	0.5	0.5	0.6	0.0	0.4	
N of Valid	192	189	177	157	715	
N of Miss	22	7	26	1	56	

Table 167: On how many occasions have you taken non-prescription medicines such as diet pills (for example, Dietac, Dexatrim or Prolamine), stay-awake pills (for example No-Doz, Vivarin, or Wake), or cough or cold medicines (robos, DXM, etc.) to get high during the past 30 days?


Response	6	8	10	12	Total	
0	99.5	98.9	97.7	95.5	98.0	
01/02/13	0.0	0.5	0.6	2.6	0.8	
03/05/13	0.0	0.0	0.6	1.3	0.4	
06/09/13	0.5	0.5	0.6	0.0	0.4	
10/19/13	0.0	0.0	0.0	0.0	0.0	
20-39	0.0	0.0	0.0	0.0	0.0	
40	0.0	0.0	0.6	0.6	0.3	
N of Valid	192	188	176	154	710	
N of Miss	22	8	27	4	61	

Table 168: On how many occasions have you been drunk or very high from drinking alcoholic beverages during the past 30 days?








Response	6	8	10	12	Total	
0	99.0	94.7	88.5	80.9	91.4	
01/02/13	0.5	3.7	5.2	7.9	4.1	
03/05/13	0.5	0.5	3.4	5.3	2.3	
06/09/13	0.0	0.5	1.1	2.6	1.0	
10/19/13	0.0	0.0	1.1	1.3	0.6	
20-39	0.0	0.5	0.0	0.7	0.3	
40	0.0	0.0	0.6	1.3	0.4	
N of Valid	192	189	174	152	707	
N of Miss	22	7	29	6	64	

Table 169: On how many occasions have you drunk flavored alcoholic beverages, sometimes called 'alcopops' (like Mike's Hard Lemonade, Smirnoff Ice, Bacardi Breezers, etc.) in your lifetime?








Response	6	8	10	12	Total	
0	95.3	86.2	61.4	57.4	76.3	
01/02/13	2.6	5.8	10.8	7.1	6.5	
03/05/13	2.1	4.2	13.6	11.0	7.4	
06/09/13	0.0	1.6	5.1	5.8	2.9	
10/19/13	0.0	1.1	5.1	4.5	2.5	
20-39	0.0	0.5	1.7	5.2	1.7	
40	0.0	0.5	2.3	9.0	2.7	
N of Valid	192	189	176	155	712	
N of Miss	22	7	27	3	59	

Table 170: On how many occasions have you drunk flavored alcoholic beverages, sometimes called 'alcopops' (like Mike's Hard Lemonade, Smirnoff Ice, Bacardi Breezers, etc.) during the past 30 days?







Response	6	8	10	12	Total	
0	99.5	92.6	83.6	80.8	89.7	
01/02/13	0.0	6.8	7.3	10.3	5.9	
03/05/13	0.5	0.5	2.8	5.8	2.2	
06/09/13	0.0	0.0	5.1	0.6	1.4	
10/19/13	0.0	0.0	1.1	1.9	0.7	
20-39	0.0	0.0	0.0	0.0	0.0	
40	0.0	0.0	0.0	0.6	0.1	
N of Valid	192	190	177	156	715	
N of Miss	22	6	26	2	56	

Table 171: If you used prescription drugs or over the counter drugs without a doctor telling you to use it or for the purpose of getting high, where did you get these drugs?










Response	6	8	10	12	Total	
I did not use prescription drugs or over the counter drugs to get high.	98.8	95.7	93.8	94.7	95.8	
I bought it or took it from a store or shop.	0.0	0.5	0.0	0.0	0.1	
I got it from my parents with permission.	0.6	0.5	0.6	0.0	0.4	
I got it from home without permission.	0.6	1.6	1.1	0.7	1.0	
I got it from a relative with permission.	0.0	0.5	1.1	0.7	0.6	
I got it from a relative without permission.	0.0	0.0	0.0	0.0	0.0	
I got it from a friends home with permission.	0.0	0.0	0.0	0.7	0.1	
I got it from a friends home without permission.	0.0	0.0	0.0	0.0	0.0	
I got it from a friend while at school.	0.0	0.0	0.0	1.3	0.3	
I got it from a friend while at a party.	0.0	0.0	0.6	0.0	0.1	
I got it from a friend, elsewhere	0.0	1.1	2.8	2.0	1.5	
N of Valid	171	186	177	151	685	
N of Miss	43	10	26	7	86	

Table 172: During the last month, about how many marijuana cigarettes, or the equivalent, did you smoke a day, on the average?








Response	6	8	10	12	Total	
None	99.4	94.6	92.0	83.0	92.7	
Less than 1 a day	0.6	2.2	2.8	8.5	3.3	
1 a day	0.0	1.6	0.0	1.3	0.7	
2-3 a day	0.0	1.1	3.4	2.6	1.7	
4-6 a day	0.0	0.5	1.7	2.0	1.0	
7-10 a day	0.0	0.0	0.0	0.7	0.1	
11 or more a day	0.0	0.0	0.0	2.0	0.4	
N of Valid	181	186	176	153	696	
N of Miss	33	10	27	5	75	

Table 173: How wrong do your friends feel it would be for YOU to: drink alcohol?





Response	6	8	10	12	Total	
Very wrong	88.1	57.5	36.6	31.8	54.3	
Wrong	7.3	25.8	26.3	18.8	19.7	
A little bit wrong	2.8	11.3	20.6	24.7	14.5	
Not wrong at all	1.7	5.4	16.6	24.7	11.6	
N of Valid	177	186	175	154	692	
N of Miss	37	10	28	4	79	

Table 174: How wrong do your friends feel it would be for YOU to: smoke tobacco?





Response	6	8	10	12	Total	
Very wrong	90.3	66.7	51.4	39.2	62.8	
Wrong	7.4	24.7	23.7	23.5	19.8	
A little bit wrong	1.7	5.9	13.3	11.1	7.8	
Not wrong at all	0.6	2.7	11.6	26.1	9.6	
N of Valid	176	186	173	153	688	
N of Miss	38	10	30	5	83	

Table 175: How wrong do your friends feel it would be for YOU to: smoke marijuana?





Response	6	8	10	12	Total	
Very wrong	92.7	71.0	50.0	37.5	63.9	
Wrong	4.5	14.0	19.5	22.4	14.8	
A little bit wrong	1.7	8.6	19.5	18.4	11.7	
Not wrong at all	1.1	6.5	10.9	21.7	9.6	
N of Valid	178	186	174	152	690	
N of Miss	36	10	29	6	81	

Table 176: How wrong do your friends feel it would be for YOU to: use prescription drugs not prescribed to you





Response	6	8	10	12	Total	
Very wrong	93.2	79.0	69.0	63.2	76.6	
Wrong	4.5	15.1	17.8	20.4	14.2	
A little bit wrong	1.7	4.8	8.6	7.2	5.5	
Not wrong at all	0.6	1.1	4.6	9.2	3.6	
N of Valid	177	186	174	152	689	
N of Miss	37	10	29	6	82	

Table 177: How wrong would most adults (over 21) in your neighborhood think it is for kids your age: to use marijuana?





Response	6	8	10	12	Total	
Very wrong	92.1	79.6	65.7	60.6	75.0	
Wrong	5.6	13.4	20.0	20.0	14.6	
A little bit wrong	0.6	3.8	8.0	9.7	5.3	
Not wrong at all	1.7	3.2	6.3	9.7	5.1	
N of Valid	177	186	175	155	693	
N of Miss	37	10	28	3	78	

Table 178: How wrong would most adults (over 21) in your neighborhood think it is for kids your age: to drink alcohol?


Response	6	8	10	12	Total	
Very wrong	85.2	64.5	46.3	47.4	61.4	
Wrong	10.8	19.4	18.9	19.5	17.1	
A little bit wrong	1.7	11.3	26.3	17.5	14.0	
Not wrong at all	2.3	4.8	8.6	15.6	7.5	
N of Valid	176	186	175	154	691	
N of Miss	38	10	28	4	80	

Table 179: How wrong would most adults (over 21) in your neighborhood think it is for kids your age: to smoke cigarettes?


Response	6	8	10	12	Total	
Very wrong	89.8	73.7	58.9	50.0	68.8	
Wrong	6.8	17.2	20.0	25.3	17.1	
A little bit wrong	1.1	6.5	15.4	9.7	8.1	
Not wrong at all	2.3	2.7	5.7	14.9	6.1	
N of Valid	177	186	175	154	692	
N of Miss	37	10	28	4	79	

Table 180: How much do each of the following statements describe your neighborhood? crime and/or drug selling


Response	6	8	10	12	Total	
NO!	83.6	71.2	66.3	60.6	70.7	
no	11.1	21.7	21.7	23.9	19.6	
yes	3.5	7.1	9.1	12.9	8.0	
YES!	1.8	0.0	2.9	2.6	1.8	
N of Valid	171	184	175	155	685	
N of Miss	43	12	28	3	86	

Table 181: How much do each of the following statements describe your neighborhood? fights





Response	6	8	10	12	Total	
NO!	70.9	61.4	63.8	61.3	64.4	
no	17.4	25.0	24.7	28.4	23.8	
yes	7.0	13.6	10.3	6.5	9.5	
YES!	4.7	0.0	1.1	3.9	2.3	
N of Valid	172	184	174	155	685	
N of Miss	42	12	29	3	86	

Table 182: How much do each of the following statements describe your neighborhood? lots of empty or abandoned buildings





Response	6	8	10	12	Total	
NO!	77.1	65.4	65.1	64.3	68.0	
no	18.2	25.9	26.3	26.0	24.1	
yes	4.7	6.5	7.4	7.1	6.4	
YES!	0.0	2.2	1.1	2.6	1.5	
N of Valid	170	185	175	154	684	
N of Miss	44	11	28	4	87	

Table 183: How much do each of the following statements describe your neighborhood? lots of graffiti





Response	6	8	10	12	Total	
NO!	80.7	74.9	72.0	73.9	75.3	
no	15.7	23.0	25.7	21.6	21.6	
yes	2.4	1.1	2.3	2.0	1.9	
YES!	1.2	1.1	0.0	2.6	1.2	
N of Valid	166	183	175	153	677	
N of Miss	48	13	28	5	94	

Table 184: I feel safe in my neighborhood.

Response	6	8	10	12	Total
NO!	7.6	7.7	2.9	3.9	5.6
no	7.6	8.2	10.3	9.1	8.8
yes	27.5	34.4	42.3	40.3	36.0
YES!	57.3	49.7	44.6	46.8	49.6
N of Valid	171	183	175	154	683
N of Miss	43	13	28	4	88

Table 185: If a kid smoked marijuana in your neighborhood would he or she be caught by the police?

Response	6	8	10	12	Total
NO!	17.5	20.6	27.4	26.0	22.8
no	19.9	26.7	40.6	47.3	33.2
yes	26.5	27.8	18.3	16.7	22.5
YES!	36.1	25.0	13.7	10.0	21.5
N of Valid	166	180	175	150	671
N of Miss	48	16	28	8	100

Table 186: If a kid drank some beer, wine or hard liquor (for example, vodka, whiskey, or gin) in your neighborhood would he or she be caught by the police?

Response	6	8	10	12	Total
NO!	19.0	23.3	32.6	35.3	27.4
no	23.3	31.1	40.0	46.7	35.0
yes	31.3	27.2	18.3	8.0	21.6
YES!	26.4	18.3	9.1	10.0	16.0
N of Valid	163	180	175	150	668
N of Miss	51	16	28	8	103



Table 187: If a kid carried a handgun in your neighborhood would he or she be caught by the police?





Response	6	8	10	12	Total	
NO!	18.5	21.5	22.5	22.0	21.1	
no	13.0	21.5	29.5	34.0	24.3	
yes	30.2	27.1	22.0	17.3	24.3	
YES!	38.3	29.9	26.0	26.7	30.2	
N of Valid	162	177	173	150	662	
N of Miss	52	19	30	8	109	

Table 188: If you wanted to get some cigarettes, how easy would it be for you to get some?





Response	6	8	10	12	Total	
Very hard	78.3	52.0	31.2	14.7	44.3	
Sort of hard	13.4	20.8	13.5	8.0	14.2	
Sort of easy	4.5	15.6	25.3	15.3	15.4	
Very easy	3.8	11.6	30.0	62.0	26.2	
N of Valid	157	173	170	150	650	
N of Miss	57	23	33	8	121	

Table 189: If you wanted to get some beer, wine or hard liquor (for example, vodka, whiskey, or gin), how easy would it be for you to get some?





Response	6	8	10	12	Total	
Very hard	78.8	44.6	24.3	15.9	40.9	
Sort of hard	13.5	22.9	13.6	9.3	15.1	
Sort of easy	3.2	13.7	21.9	21.2	15.1	
Very easy	4.5	18.9	40.2	53.6	29.0	
N of Valid	156	175	169	151	651	
N of Miss	58	21	34	7	120	

Table 190: If you wanted to get a drug like cocaine, LSD, or amphetamines, how easy would it be for you to get some?


Response	6	8	10	12	Total	
Very hard	96.1	81.0	65.7	47.0	72.7	
Sort of hard	2.6	7.5	19.5	27.2	14.0	
Sort of easy	0.6	10.3	8.3	12.6	8.0	
Very easy	0.6	1.1	6.5	13.2	5.2	
N of Valid	155	174	169	151	649	
N of Miss	59	22	34	7	122	

Table 191: If you wanted to get a handgun, how easy would it be for you to get one?


Response	6	8	10	12	Total	
Very hard	76.3	64.6	56.5	42.7	60.2	
Sort of hard	10.9	16.0	17.1	18.7	15.7	
Sort of easy	9.6	8.0	12.4	14.7	11.1	
Very easy	3.2	11.4	14.1	24.0	13.1	
N of Valid	156	175	170	150	651	
N of Miss	58	21	33	8	120	

Table 192: If you wanted to get some marijuana, how easy would it be for you to get some?


Response	6	8	10	12	Total	
Very hard	94.2	67.1	40.2	19.2	55.3	
Sort of hard	3.2	11.6	8.3	15.2	9.6	
Sort of easy	1.9	8.1	22.5	19.2	13.0	
Very easy	0.6	13.3	29.0	46.4	22.1	
N of Valid	154	173	169	151	647	
N of Miss	60	23	34	7	124	

Table 193: If you wanted to get prescription drugs for the purpose of getting high, how easy would it be for you to get some?


Response	6	8	10	12	Total	
Very hard	85.8	72.0	53.3	31.1	60.9	
Sort of hard	7.1	12.6	14.2	18.5	13.1	
Sort of easy	2.6	8.0	16.0	18.5	11.2	
Very easy	4.5	7.4	16.6	31.8	14.8	
N of Valid	155	175	169	151	650	
N of Miss	59	21	34	7	121	

Table 194: If you wanted to get synthetic marijuana such as K2 or chemical products such as bath salts to get high, how easy would it be for you to get some?


Response	6	8	10	12	Total	
Very hard	92.9	81.7	72.4	52.7	75.2	
Sort of hard	3.2	8.0	9.4	17.3	9.4	
Sort of easy	2.6	6.9	8.8	13.3	7.8	
Very easy	1.3	3.4	9.4	16.7	7.5	
N of Valid	155	175	170	150	650	
N of Miss	59	21	33	8	121	

Table 195: If you wanted to get steroids to enhance athletic performance, how easy would it be for you to get some?


Response	6	8	10	12	Total	
Very hard	90.9	77.1	65.7	50.3	71.2	
Sort of hard	4.5	13.1	16.6	21.9	14.0	
Sort of easy	1.9	6.9	11.8	9.9	7.7	
Very easy	2.6	2.9	5.9	17.9	7.1	
N of Valid	154	175	169	151	649	
N of Miss	60	21	34	7	122	

Table 196: During the past 12 months, have you participated in any alcohol prevention programs or seen any alcohol prevention messages in your school or community? Yes, a school-based program focused on preventing underage drinking and/or drinking and driving.



Response	6	8	10	12	Total	
No	65.0	75.5	84.7	84.8	76.9	
Yes	35.0	24.5	15.3	15.2	23.1	
N of Valid	214	196	203	158	771	
N of Miss	0	0	0	0	0	

Table 197: During the past 12 months, have you participated in any alcohol prevention programs or seen any alcohol prevention messages in your school or community? Yes, a community-based program focused on preventing underage drinking and/or drinking and driving (for example, through your church or temple or through youth groups like Boys and Girls Club or 4-H).



Response	6	8	10	12	Total	
No	93.5	94.4	97.5	96.8	95.5	
Yes	6.5	5.6	2.5	3.2	4.5	
N of Valid	214	196	203	158	771	
N of Miss	0	0	0	0	0	

Table 198: During the past 12 months, have you participated in any alcohol prevention programs or seen any alcohol prevention messages in your school or community? Yes, a media campaign addressing underage drinking and/or drinking and driving (for example, newspaper ads, posters, pamphlets, radio, TV).



Response	6	8	10	12	Total	
No	91.1	88.3	93.6	92.4	91.3	
Yes	8.9	11.7	6.4	7.6	8.7	
N of Valid	214	196	203	158	771	
N of Miss	0	0	0	0	0	

Table 199: During the past 12 months, have you participated in any alcohol prevention programs or seen any alcohol prevention messages in your school or community? No



Response	6	8	10	12	Total	
No	70.6	46.9	36.9	27.8	47.0	
Yes	29.4	53.1	63.1	72.2	53.0	
N of Valid	214	196	203	158	771	
N of Miss	0	0	0	0	0	

Table 200: How wrong do your parents feel it would be for YOU to: drink beer, wine or hard liquor (for example, vodka, whiskey or gin) regularly?

Response	6	8	10	12	Total	
Very wrong	95.0	83.5	69.0	70.8	79.7	
Wrong	4.3	11.5	18.5	17.5	12.9	
A little bit wrong	0.6	4.9	8.9	7.1	5.4	
Not wrong at all	0.0	0.0	3.6	4.5	2.0	
N of Valid	161	182	168	154	665	
N of Miss	53	14	35	4	106	

Table 201: How wrong do your parents feel it would be for YOU to: smoke tobacco?

Response	6	8	10	12	Total	
Very wrong	96.9	94.5	86.3	72.1	87.8	
Wrong	2.5	3.8	9.5	13.0	7.1	
A little bit wrong	0.6	1.1	1.8	11.0	3.5	
Not wrong at all	0.0	0.5	2.4	3.9	1.7	
N of Valid	162	182	168	154	666	
N of Miss	52	14	35	4	105	

Table 202: How wrong do your parents feel it would be for YOU to: smoke marijuana?

Response	6	8	10	12	Total	
Very wrong	100.0	94.0	92.3	85.6	93.1	
Wrong	0.0	3.8	5.4	6.5	3.9	
A little bit wrong	0.0	1.1	0.6	4.6	1.5	
Not wrong at all	0.0	1.1	1.8	3.3	1.5	
N of Valid	161	182	168	153	664	
N of Miss	53	14	35	5	107	

Table 203: How wrong do your parents feel it would be for YOU to: use prescription drugs not prescribed to you?





Response	6	8	10	12	Total	
Very wrong	96.9	93.9	94.6	88.3	93.5	
Wrong	1.9	5.0	4.2	6.5	4.4	
A little bit wrong	0.6	1.1	0.6	1.9	1.1	
Not wrong at all	0.6	0.0	0.6	3.2	1.1	
N of Valid	159	181	168	154	662	
N of Miss	55	15	35	4	109	

Table 204: How wrong do your parents feel it would be for YOU to: steal something worth more than \$5?





Response	6	8	10	12	Total	
Very wrong	87.0	80.8	82.6	85.7	83.9	
Wrong	11.7	13.7	12.6	7.8	11.6	
A little bit wrong	0.6	4.9	4.2	4.5	3.6	
Not wrong at all	0.6	0.5	0.6	1.9	0.9	
N of Valid	162	182	167	154	665	
N of Miss	52	14	36	4	106	

Table 205: How wrong do your parents feel it would be for YOU to: draw graffiti, write things, or draw pictures on buildings or other property (without the owner's permission)?





Response	6	8	10	12	Total	
Very wrong	93.8	86.2	83.9	85.7	87.3	
Wrong	4.3	11.6	10.7	7.1	8.6	
A little bit wrong	1.9	2.2	2.4	3.2	2.4	
Not wrong at all	0.0	0.0	3.0	3.9	1.7	
N of Valid	161	181	168	154	664	
N of Miss	53	15	35	4	107	

Table 206: How wrong do your parents feel it would be for YOU to: pick a fight with someone?





Response	6	8	10	12	Total	
Very wrong	73.9	64.3	60.7	63.6	65.6	
Wrong	18.6	19.8	23.2	16.2	19.5	
A little bit wrong	5.0	12.6	13.1	13.6	11.1	
Not wrong at all	2.5	3.3	3.0	6.5	3.8	
N of Valid	161	182	168	154	665	
N of Miss	53	14	35	4	106	

Table 207: During the past 12 months, have you talked with at least one of your parents about the dangers of underage drinking and/or drinking and driving? By parents, we mean either your biological parents, adoptive parents, stepparents, or adult guardians - whether or not they live with you.



Response	6	8	10	12	Total	
No	40.9	54.0	53.9	54.1	50.9	
Yes	59.1	46.0	46.1	45.9	49.1	
N of Valid	149	174	165	148	636	
N of Miss	65	22	38	10	135	

Table 208: The rules in my family are clear.





Response	6	8	10	12	Total	
NO!	2.0	5.0	4.2	0.7	3.1	
no	3.9	7.8	10.7	9.2	8.0	
yes	32.0	31.8	35.1	42.5	35.2	
YES!	62.1	55.3	50.0	47.7	53.8	
N of Valid	153	179	168	153	653	
N of Miss	61	17	35	5	118	

Table 209: People in my family often insult or yell at each other.

Response	6	8	10	12	Total	
NO!	41.6	42.8	25.7	22.2	33.3	
no	37.6	31.1	32.9	43.8	36.1	
yes	17.4	16.7	31.7	24.2	22.5	
YES!	3.4	9.4	9.6	9.8	8.2	
N of Valid	149	180	167	153	649	
N of Miss	65	16	36	5	122	

Table 210: When I am not at home, one of my parents knows where I am and who I am with.

Response	6	8	10	12	Total	
NO!	2.6	4.5	3.0	5.3	3.9	
no	4.6	6.1	7.2	10.5	7.1	
yes	24.5	29.6	36.5	38.8	32.4	
YES!	68.2	59.8	53.3	45.4	56.7	
N of Valid	151	179	167	152	649	
N of Miss	63	17	36	6	122	

Table 211: We argue about the same things in my family over and over.

Response	6	8	10	12	Total	
NO!	42.5	36.2	18.5	18.3	28.7	
no	32.9	38.4	31.0	40.5	35.7	
yes	19.2	17.5	36.3	27.5	25.2	
YES!	5.5	7.9	14.3	13.7	10.4	
N of Valid	146	177	168	153	644	
N of Miss	68	19	35	5	127	



Table 212: If you drank some beer or wine or liquor (for example, vodka, whiskey, or gin) without your parents' permission, would you be caught by your parents?





Response	6	8	10	12	Total	
NO!	7.1	10.2	14.3	20.3	13.0	
no	7.9	16.5	32.1	40.5	24.5	
yes	18.6	24.4	24.4	19.0	21.8	
YES!	66.4	48.9	29.2	20.3	40.7	
N of Valid	140	176	168	153	637	
N of Miss	74	20	35	5	134	

Table 213: My family has clear rules about alcohol and drug use.





Response	6	8	10	12	Total	
NO!	2.2	6.8	6.7	4.6	5.2	
no	8.0	9.0	12.7	9.8	10.0	
yes	15.9	20.9	27.3	43.1	26.9	
YES!	73.9	63.3	53.3	42.5	58.0	
N of Valid	138	177	165	153	633	
N of Miss	76	19	38	5	138	

Table 214: If you carried a handgun without your parents' permission, would you be caught by your parents?





Response	6	8	10	12	Total	
NO!	3.0	8.1	7.2	10.5	7.3	
no	9.6	11.6	13.3	21.7	14.1	
yes	17.8	19.1	27.7	21.1	21.6	
YES!	69.6	61.3	51.8	46.7	57.0	
N of Valid	135	173	166	152	626	
N of Miss	79	23	37	6	145	

Table 215: If you skipped school would you be caught by your parents?

Response	6	8	10	12	Total	
NO!	1.4	7.4	11.4	15.0	9.0	
no	5.1	12.5	19.8	30.1	17.0	
yes	21.7	21.0	25.1	25.5	23.3	
YES!	71.7	59.1	43.7	29.4	50.6	
N of Valid	138	176	167	153	634	
N of Miss	76	20	36	5	137	

Table 216: My parents ask if I've gotten my homework done.

Response	6	8	10	12	Total	
NO!	1.4	11.4	7.8	15.0	9.1	
no	4.3	11.4	19.8	20.3	14.2	
yes	19.4	25.6	32.9	28.8	26.9	
YES!	74.8	51.7	39.5	35.9	49.8	
N of Valid	139	176	167	153	635	
N of Miss	75	20	36	5	136	

Table 217: People in my family have serious arguments.

Response	6	8	10	12	Total	
NO!	48.2	45.5	30.5	32.5	39.0	
no	26.3	30.1	43.7	38.4	34.9	
yes	10.9	17.0	16.8	16.6	15.5	
YES!	14.6	7.4	9.0	12.6	10.6	
N of Valid	137	176	167	151	631	
N of Miss	77	20	36	7	140	

Table 218: Would your parents know if you did not come home on time?

Response	6	8	10	12	Total	
NO!	1.5	9.2	6.0	7.2	6.2	
no	8.1	8.6	11.4	14.5	10.7	
yes	22.8	32.2	32.9	30.9	30.0	
YES!	67.6	50.0	49.7	47.4	53.1	
N of Valid	136	174	167	152	629	
N of Miss	78	22	36	6	142	

Table 219: Have any of your brothers or sisters ever: drunk beer, wine or hard liquor (for example, vodka, whiskey or gin)?

Response	6	8	10	12	Total	
No	80.5	65.2	43.0	39.5	56.4	
Yes	16.5	32.6	53.9	59.2	41.2	
I don't have any brothers or sisters	3.0	2.2	3.0	1.3	2.4	
N of Valid	133	178	165	152	628	
N of Miss	81	18	38	6	143	

Table 220: Have any of your brothers or sisters ever: smoked marijuana?

Response	6	8	10	12	Total	
No	94.0	84.3	71.5	60.9	77.4	
Yes	3.0	12.9	26.1	37.7	20.3	
I don't have any brothers or sisters	3.0	2.8	2.4	1.3	2.4	
N of Valid	133	178	165	151	627	
N of Miss	81	18	38	7	144	

Table 221: Have any of your brothers or sisters ever: smoked cigarettes?

Response	6	8	10	12	Total	
No	87.4	73.0	64.6	49.3	68.2	
Yes	8.9	24.7	32.9	49.3	29.4	
I don't have any brothers or sisters	3.7	2.2	2.4	1.3	2.4	
N of Valid	135	178	164	152	629	
N of Miss	79	18	39	6	142	

Table 222: Have any of your brothers or sisters ever: taken a handgun to school?




Response	6	8	10	12	Total	
No	96.3	96.6	96.3	96.7	96.5	
Yes	0.7	1.1	1.2	2.0	1.3	
I don't have any brothers or sisters	3.0	2.3	2.4	1.3	2.2	
N of Valid	135	177	164	152	628	
N of Miss	79	19	39	6	143	

Table 223: Have any of your brothers or sisters ever: been suspended or expelled from school?




Response	6	8	10	12	Total	
No	82.1	72.7	66.7	72.4	73.0	
Yes	14.9	26.1	30.9	26.3	25.0	
I don't have any brothers or sisters	3.0	1.1	2.4	1.3	1.9	
N of Valid	134	176	165	152	627	
N of Miss	80	20	38	6	144	

Table 224: Have you changed homes in the past year (the last 12 months)?



Response	6	8	10	12	Total	
No	75.9	78.4	83.7	86.9	81.4	
Yes	24.1	21.6	16.3	13.1	18.6	
N of Valid	133	176	166	153	628	
N of Miss	81	20	37	5	143	

Table 225: How many times have you changed homes since kindergarten?






Response	6	8	10	12	Total	
Never	46.2	38.1	32.5	29.4	36.2	
1 or 2 times	30.3	30.1	34.3	39.9	33.7	
3 or 4 times	15.9	17.0	19.9	13.7	16.7	
5 or 6 times	5.3	8.5	6.0	11.1	7.8	
7 or more times	2.3	6.2	7.2	5.9	5.6	
N of Valid	132	176	166	153	627	
N of Miss	82	20	37	5	144	

Table 226: Have you changed schools (including changing from elementary to middle and middle to high school) in the past year?



Response	6	8	10	12	Total	
No	53.8	56.6	65.7	91.3	66.9	
Yes	46.2	43.4	34.3	8.7	33.1	
N of Valid	130	173	166	150	619	
N of Miss	84	23	37	8	152	

Table 227: How many times have you changed schools since kindergarten (including changing from elementary to middle and middle to high school)?






Response	6	8	10	12	Total	
Never	48.5	44.8	40.0	37.3	42.5	
1 or 2 times	32.6	19.8	23.6	27.3	25.4	
3 or 4 times	12.1	19.2	24.8	24.7	20.5	
5 or 6 times	6.1	12.2	6.7	6.7	8.1	
7 or more times	0.8	4.1	4.8	4.0	3.6	
N of Valid	132	172	165	150	619	
N of Miss	82	24	38	8	152	

Table 228: Has anyone in your family ever had severe alcohol or drug problems?



Response	6	8	10	12	Total	
No	81.8	75.4	65.7	64.2	71.5	
Yes	18.2	24.6	34.3	35.8	28.5	
N of Valid	132	171	166	151	620	
N of Miss	82	25	37	7	151	

Table 229: About how many adults (over 21) have you known personally who in the past year have: used marijuana, crack, cocaine, or other drugs?






Response	6	8	10	12	Total	
0	88.5	76.7	56.5	49.7	67.4	
1	5.3	11.9	18.6	13.4	12.6	
2	1.5	6.8	7.5	10.7	6.8	
03/04/13	1.5	2.3	7.5	9.4	5.2	
5	3.1	2.3	9.9	16.8	7.9	
N of Valid	131	176	161	149	617	
N of Miss	83	20	42	9	154	

Table 230: About how many adults (over 21) have you known personally who in the past year have: sold or dealt drugs?






Response	6	8	10	12	Total	
0	91.7	85.7	72.7	64.9	78.5	
1	4.5	6.9	13.3	12.8	9.5	
2	0.8	4.0	5.5	8.8	4.8	
03/04/13	2.3	1.7	1.8	2.7	2.1	
5	0.8	1.7	6.7	10.8	5.0	
N of Valid	132	175	165	148	620	
N of Miss	82	21	38	10	151	

Table 231: About how many adults (over 21) have you known personally who in the past year have: done other things that could get them in trouble with the police, like stealing, selling stolen goods, mugging or assaulting others, etc.?






Response	6	8	10	12	Total	
0	86.9	79.0	65.0	63.5	73.3	
1	6.9	10.2	12.9	8.8	9.9	
2	2.3	5.7	7.4	7.4	5.8	
03/04/13	2.3	1.1	7.4	4.7	3.9	
5	1.5	4.0	7.4	15.5	7.1	
N of Valid	130	176	163	148	617	
N of Miss	84	20	40	10	154	

Table 232: About how many adults (over 21) have you known personally who in the past year have: gotten drunk or high?






Response	6	8	10	12	Total	
0	70.8	45.7	31.5	26.0	42.4	
1	13.1	20.0	18.8	16.7	17.4	
2	4.6	10.3	10.9	15.3	10.5	
03/04/13	4.6	8.6	6.7	10.0	7.6	
5	6.9	15.4	32.1	32.0	22.1	
N of Valid	130	175	165	150	620	
N of Miss	84	21	38	8	151	

Table 233: Have you seen or heard information about underage drinking in the past 12 months from the following sources? Radio



Response	6	8	10	12	Total	
No	58.9	54.8	58.4	54.1	56.5	
Yes	41.1	45.2	41.6	45.9	43.5	
N of Valid	129	177	166	148	620	
N of Miss	85	19	37	10	151	

Table 234: Have you seen or heard information about underage drinking in the past 12 months from the following sources? TV.



Response	6	8	10	12	Total	
No	32.0	35.4	37.2	35.4	35.2	
Yes	68.0	64.6	62.8	64.6	64.8	
N of Valid	128	178	164	147	617	
N of Miss	86	18	39	11	154	

Table 235: Have you seen or heard information about underage drinking in the past 12 months from the following sources? Print. This includes information on underage drinking you may have seen in the newspaper, on a billboard, in pamphlets, on stickers, etc.



Response	6	8	10	12	Total	
No	62.5	47.7	52.8	48.0	52.2	
Yes	37.5	52.3	47.2	52.0	47.8	
N of Valid	128	176	163	148	615	
N of Miss	86	20	40	10	156	

Table 236: Have you seen or heard information about underage drinking in the past 12 months from the following sources? Website or social media? (Facebook, Myspace, website, etc.)



Response	6	8	10	12	Total	
No	48.8	46.6	47.2	46.3	47.1	
Yes	51.2	53.4	52.8	53.7	52.9	
N of Valid	127	176	163	147	613	
N of Miss	87	20	40	11	158	

Table 237: The next questions ask about your opinions of the information you saw or heard. If you have seen or heard more than one ad, please think about your favorite ad when answering these questions. The information about underage drinking that I saw or heard was convincing.






Response	6	8	10	12	Total	
NO!	28.1	17.3	15.5	18.4	19.3	
no	14.0	11.6	22.4	17.7	16.4	
yes	13.2	31.2	32.9	32.0	28.2	
YES!	20.7	17.9	13.7	17.0	17.1	
I have not seen or heard any ads about underage drinking in the past 12 months.	24.0	22.0	15.5	15.0	18.9	
N of Valid	121	173	161	147	602	
N of Miss	93	23	42	11	169	

Table 238: The next questions ask about your opinions of the information you saw or heard. If you have seen or heard more than one ad, please think about your favorite ad when answering these questions. The information about underage drinking that I saw or heard grabbed my attention.






Response	6	8	10	12	Total	
NO!	27.7	16.7	14.2	20.4	19.1	
no	13.4	13.8	28.4	19.0	18.9	
yes	11.8	28.2	27.2	28.6	24.8	
YES!	25.2	18.4	14.8	18.4	18.8	
I have not seen or heard any ads about underage drinking in the past 12 months.	21.8	23.0	15.4	13.6	18.4	
N of Valid	119	174	162	147	602	
N of Miss	95	22	41	11	169	



Table 239: The next questions ask about your opinions of the information you saw or heard. If you have seen or heard more than one ad, please think about your favorite ad when answering these questions. The information about underage drinking that I saw or heard said something important to me.

Response	6	8	10	12	Total	
NO!	26.3	17.9	15.5	21.1	19.7	
no	11.9	15.6	25.5	20.4	18.7	
yes	15.3	23.1	26.7	26.5	23.4	
YES!	24.6	19.7	18.0	17.7	19.7	
I have not seen or heard any ads about underage drinking in the past 12 months.	22.0	23.7	14.3	14.3	18.5	
N of Valid	118	173	161	147	599	
N of Miss	96	23	42	11	172	

Table 240: The next questions ask about your opinions of the information you saw or heard. If you have seen or heard more than one ad, please think about your favorite ad when answering these questions. Seeing or hearing this information about underage drinking made me want to stop or decrease my drinking.

Response	6	8	10	12	Total	
NO!	25.9	18.1	16.9	23.4	20.6	
no	9.8	9.9	25.6	22.1	17.2	
yes	8.9	14.0	22.5	16.6	16.0	
YES!	19.6	22.8	15.6	19.3	19.4	
I have not seen or heard any ads about underage drinking in the past 12 months.	35.7	35.1	19.4	18.6	26.9	
N of Valid	112	171	160	145	588	
N of Miss	102	25	43	13	183	

Table 241: How honest were you in filling out this survey?

Response	6	8	10	12	Total	
I was very honest	82.0	73.3	73.8	79.5	76.7	
I was honest pretty much of the time	13.3	20.5	20.8	14.4	17.6	
I was honest some of the time	2.3	4.5	4.2	3.4	3.7	
I was honest once in a while	2.3	1.7	1.2	2.7	1.9	
I was not honest at all	0.0	0.0	0.0	0.0	0.0	
N of Valid	128	176	168	146	618	
N of Miss	86	20	35	12	153	