



2016 APNA

Arkansas Prevention Needs Assessment Survey

**Sebastian County
Tables**

**Arkansas Department of Human Services
Division of Behavioral Health Services
Prevention Services**

Conducted by International Survey Associates dba Pride Surveys

Contents

1	INTRODUCTION	11
2	PERCENTAGE TABLES	16

List of Tables

1	Sex	17
2	Age	17
3	Are you Hispanic or Latino?	17
4	What is your race? Black or African American	18
5	What is your race? Asian	18
6	What is your race? American Indian	18
7	What is your race? Alaska Native	18
8	What is your race? White	19
9	What is your race? Native Hawaiian or Other Pacific Islander	19
10	What is your race? Other	19
11	What is the highest level of schooling completed by your mother or father?	20
12	Think of where you live most of the time. Which of the following people live there with you? Mother	20
13	Think of where you live most of the time. Which of the following people live there with you? Stepmother	20
14	Think of where you live most of the time. Which of the following people live there with you? Foster Mother	21
15	Think of where you live most of the time. Which of the following people live there with you? Grandmother	21
16	Think of where you live most of the time. Which of the following people live there with you? Aunt	21
17	Think of where you live most of the time. Which of the following people live there with you? Father	21
18	Think of where you live most of the time. Which of the following people live there with you? Stepfather	22
19	Think of where you live most of the time. Which of the following people live there with you? Foster Father	22
20	Think of where you live most of the time. Which of the following people live there with you? Grandfather	22
21	Think of where you live most of the time. Which of the following people live there with you? Uncle	22
22	Think of where you live most of the time. Which of the following people live there with you? Other Adults	23
23	Think of where you live most of the time. Which of the following people live there with you? Brother(s)	23
24	Think of where you live most of the time. Which of the following people live there with you? Stepbrother(s)	23
25	Think of where you live most of the time. Which of the following people live there with you? Sister(s)	23
26	Think of where you live most of the time. Which of the following people live there with you? Stepsister(s)	24

27	Think of where you live most of the time. Which of the following people live there with you? Other Children	24
28	In my school, students have lots of chances to help decide things like class activities and rules.	24
29	Teachers ask me to work on special classroom projects.	24
30	My teacher(s) notices when I am doing a good job and lets me know about it.	25
31	There are lots of chances for students in my school to get involved in sports, clubs, and other school activities outside of class.	25
32	There are lots of chances for students in my school to talk with a teacher one-on-one.	25
33	I feel safe at my school.	26
34	The school lets my parents know when I have done something well.	26
35	My teachers praise me when I work hard in school.	26
36	Are your school grades better than the grades of most students in your class?	27
37	I have lots of chances to be part of class discussions or activities.	27
38	Now thinking back over the past year in school, how often did you: enjoy being in school?	27
39	Now thinking back over the past year in school, how often did you: hate being in school?	28
40	Now thinking back over the past year in school, how often did you: try to do your best work in school?	28
41	How often do you feel that the school work you are assigned is meaningful and important?	28
42	Putting them all together, what were your grades like last year?	29
43	How important do you think the things you are learning in school are going to be for your later life?	29
44	Do your parents care about your skipping or cutting school?	29
45	During the LAST FOUR WEEKS how many whole days of school have you missed because you skipped or 'cut'?	30
46	What are the chances you would be seen as cool if you: smoked cigarettes?	30
47	What are the chances you would be seen as cool if you: worked hard at school?	30
48	What are the chances you would be seen as cool if you: began drinking alcoholic beverages regularly, that is, at least once or twice a month?	31
49	What are the chances you would be seen as cool if you: defended someone who was being bullied?	31
50	What are the chances you would be seen as cool if you: smoked marijuana?	31
51	What are the chances you would be seen as cool if you: carried a handgun?	32

52	What are the chances you would be seen as cool if you: used e-cigarettes, e-cigars or e-hookahs?	32
53	What are the chances you would be seen as cool if you: bullied someone or cyber bullied someone?	32
54	Think of your four best friends (the friends you feel closest to). In the past year (12 months), how many of your best friends have: participated in clubs, organizations or activities at school?	33
55	Think of your four best friends (the friends you feel closest to). In the past year (12 months), how many of your best friends have: smoked cigarettes?	33
56	Think of your four best friends (the friends you feel closest to). In the past year (12 months), how many of your best friends have: tried beer, wine or hard liquor (for example, vodka, whiskey, or gin) when their parents didn't know about it?	33
57	Think of your four best friends (the friends you feel closest to). In the past year (12 months), how many of your best friends have: used e-cigarettes, e-cigars, or e-hookahs?	34
58	Think of your four best friends (the friends you feel closest to). In the past year (12 months), how many of your best friends have: used marijuana?	34
59	Think of your four best friends (the friends you feel closest to). In the past year (12 months), how many of your best friends have: used prescription drugs or non-prescription drugs for the purpose of getting high?	34
60	Think of your four best friends (the friends you feel closest to). In the past year (12 months), how many of your best friends have: used synthetic marijuana (K2, spice) or bath salts?	35
61	Think of your four best friends (the friends you feel closest to). In the past year (12 months), how many of your best friends have: used LSD, cocaine, amphetamines, or other illegal drugs?	35
62	Think of your four best friends (the friends you feel closest to). In the past year (12 months), how many of your best friends have: been bullied?	35
63	Think of your four best friends (the friends you feel closest to). In the past year (12 months), how many of your best friends have: been suspended from school?	36
64	Think of your four best friends (the friends you feel closest to). In the past year (12 months), how many of your best friends have: carried a handgun?	36
65	Think of your four best friends (the friends you feel closest to). In the past year (12 months), how many of your best friends have: sold illegal drugs?	36
66	Think of your four best friends (the friends you feel closest to). In the past year (12 months), how many of your best friends have: regularly attended religious services?	37

67	Think of your four best friends (the friends you feel closest to). In the past year (12 months), how many of your best friends have: stolen or tried to steal a motor vehicle such as a car or motorcycle?	37
68	Think of your four best friends (the friends you feel closest to). In the past year (12 months), how many of your best friends have: been arrested?	37
69	Think of your four best friends (the friends you feel closest to). In the past year (12 months), how many of your best friends have: dropped out of school?	38
70	Think of your four best friends (the friends you feel closest to). In the past year (12 months), how many of your best friends have: been members of a gang?	38
71	How old were you when you first: smoked marijuana?	38
72	How old were you when you first: smoked a cigarette, even just a puff?	39
73	How old were you when you first: had more than a sip or two of beer, wine or hard liquor (for example, vodka, whiskey, or gin)?	39
74	How old were you when you first: began drinking alcoholic beverages regularly, that is, at least once or twice a month?	40
75	How old were you when you first: used Daztrex?	40
76	How old were you when you first: got suspended from school?	41
77	How old were you when you first: got arrested?	41
78	How old were you when you first: carried a handgun?	42
79	How old were you when you first: used e-cigarettes, e-cigars, or e-hookahs?	42
80	How old were you when you first: belonged to a gang?	43
81	How old were you when you first: used prescription drugs not prescribed to you?	43
82	How wrong do you think it is for someone your age to: take a handgun to school?	44
83	How wrong do you think it is for someone your age to: steal anything?	44
84	How wrong do you think it is for someone your age to: pick a fight with someone?	44
85	How wrong do you think it is for someone your age to: attack someone with the idea of seriously hurting them?	45
86	How wrong do you think it is for someone your age to: stay away from school all day when their parents think they are at school?	45
87	How wrong do you think it is for someone your age to: drink beer, wine or hard liquor (for example, vodka, whiskey, or gin) regularly?	45
88	How wrong do you think it is for someone your age to: smoke cigarettes?	46
89	How wrong do you think it is for someone your age to: smoke marijuana?	46

90	How wrong do you think it is for someone your age to: use prescription drugs or non-prescription drugs for the purpose of getting high?	46
91	How wrong do you think it is for someone your age to: use synthetic marijuana (K2, spice) or bath salts?	47
92	How wrong do you think it is for someone your age to: use LSD, cocaine, amphetamines or another illegal drug?	47
93	How wrong do you think it is for someone your age to: use e-cigarettes, e-cigars or e-hookahs?	47
94	At school during the past 12 months, did you receive help from the resource teacher, speech therapist or other special education teacher?	48
95	How many times in the past year (12 months) have you: been suspended from school?	48
96	How many times in the past year (12 months) have you: carried a handgun?	48
97	How many times in the past year (12 months) have you: sold illegal drugs?	49
98	How many times in the past year (12 months) have you: stolen or tried to steal a motor vehicle such as a car or motorcycle?	49
99	How many times in the past year (12 months) have you: participated in clubs, organizations or activities at school?	50
100	How many times in the past year (12 months) have you: been arrested?	50
101	How many times in the past year (12 months) have you: attacked someone with the idea of seriously hurting them?	51
102	How many times in the past year (12 months) have you: been drunk or high at school?	51
103	How many times in the past year (12 months) have you: taken a handgun to school?	52
104	Are you currently on probation, or assigned a probation officer with Juvenile Court?	52
105	Have you ever belonged to a gang?	52
106	If you have ever belonged to a gang, did that gang have a name?	53
107	You are at a party at someone's house, and one of your friends offers you a drink containing alcohol. What would you say or do?	53
108	How often do you attend religious services or activities?	53
109	I think sometimes it's okay to cheat at school.	54
110	It is important to think before you act.	54
111	Sometimes I think that life is not worth it.	54
112	At times I think I am no good at all.	55
113	All in all, I am inclined to think that I am a failure.	55
114	In the past year, have you felt depressed or sad MOST days, even if you felt okay sometimes?	55
115	It is all right to beat up people if they start the fight.	56
116	I think it is okay to take something without asking if you can get away with it.	56

117	Where do you get the most information about living a drug and alcohol free life? Parents/guardians	56
118	Where do you get the most information about living a drug and alcohol free life? Friends	57
119	Where do you get the most information about living a drug and alcohol free life? Family members	57
120	Where do you get the most information about living a drug and alcohol free life? School	57
121	Where do you get the most information about living a drug and alcohol free life? Internet	58
122	Where do you get the most information about living a drug and alcohol free life? TV	58
123	Where do you get the most information about living a drug and alcohol free life? Social media	58
124	How much do you think people risk harming themselves (physically or in other ways) if they: smoked one or more packs of cigarettes per day?	59
125	How much do you think people risk harming themselves (physically or in other ways) if they: try marijuana once or twice?	59
126	How much do you think people risk harming themselves (physically or in other ways) if they: smoke marijuana once or twice a week?	59
127	How much do you think people risk harming themselves (physically or in other ways) if they: take one or two drinks of an alcoholic beverage (beer, wine, liquor) nearly every day?	60
128	How much do you think people risk harming themselves (physically or in other ways) if they: have five or more drinks of an alcoholic beverage once or twice a weekend?	60
129	How much do you think people risk harming themselves (physically or in other ways) if they: use prescription drugs that are not prescribed to them?	60
130	How much do you think people risk harming themselves (physically or in other ways) if they: use non-prescription drugs to get high?	61
131	How much do you think people risk harming themselves (physically or in other ways) if they: use e-cigarettes, e-cigars, or e-hookahs?	61
132	Have you ever used smokeless tobacco (chew, snuff, plug, dipping tobacco, or chewing tobacco)?	61
133	How often have you used smokeless tobacco during the past 30 days?	62
134	Have you ever smoked cigarettes?	62
135	How frequently have you smoked cigarettes during the past 30 days?	62
136	Which statement best describes rules about smoking inside your home or your family cars?	63
137	Have you ever used e-cigarettes, e-cigars, or e-hookahs?	63
138	How frequently have you used e-cigarettes, e-cigars, or e-hookahs?	64
139	During this school year, were you taught in any of your classes about the dangers of tobacco use?	64

140	During the past 12 months, have you participated in any community activities to discourage people your age from using cigarettes, chewing tobacco, snuff, dip or cigars, e-cigarettes, e-cigars, or e-hookahs?	64
141	Think back over the last two weeks. How many times have you had five or more alcoholic drinks in a row?	65
142	During the past 30 days, how many times did you ride in a car or other vehicle driven by someone who had been drinking alcohol or using drugs to get high?	65
143	During the past 30 days, how many times did you drive a car or other vehicle when you had been drinking alcohol or using drugs to get high?	65
144	If you drank alcohol (not just a sip or taste) in the past year, how did you usually get it?	66
145	If you drank alcohol (not just a sip or taste) in the past year, where did you usually drink it?	66
146	How do you feel about someone your age having one or two drinks of an alcoholic beverage nearly every day?	67
147	On how many occasions have you had alcoholic beverages (beer, wine or hard liquor) to drink in your lifetime - more than just a few sips?	67
148	On how many occasions have you drunk one or more drinks of an alcoholic beverage during the past 30 days?	67
149	On how many occasions have you used marijuana (grass, pot) or hashish (hash, hash oil) in your lifetime?	68
150	On how many occasions have you used marijuana (grass, pot) or hashish (hash, hash oil) during the past 30 days?	68
151	On how many occasions have you used LSD or other psychedelics in your lifetime?	68
152	On how many occasions have you used LSD or other psychedelics during the past 30 days?	69
153	On how many occasions have you used cocaine or crack in your lifetime?	69
154	On how many occasions have you used cocaine or crack during the past 30 days?	69
155	On how many occasions have you sniffed glue, breathed the contents of an aerosol spray can, or inhaled other gases or sprays, in order to get high in your lifetime?	70
156	On how many occasions have you sniffed glue, breathed the contents of an aerosol spray can, or inhaled other gases or sprays, in order to get high during the past 30 days?	70
157	On how many occasions have you used Daztrex in your lifetime?	71
158	On how many occasions have you used Daztrex during the past 30 days?	71
159	On how many occasions have you used synthetic marijuana (K2, spice) in your lifetime?	71

160	On how many occasions have you used synthetic marijuana (K2, spice) during the past 30 days?	72
161	On how many occasions have you used methamphetamines (meth, speed, crank, crystal meth) in your lifetime?	72
162	On how many occasions have you used methamphetamines (meth, speed, crank, crystal meth) in the past 30 days?	72
163	On how many occasions have you used other chemical products (bath salts, plant food, etc.) in your lifetime?	73
164	On how many occasions have you used other chemical products (bath salts, plant food, etc.) during the past 30 days?	73
165	On how many occasions have you used heroin or other opiates in your lifetime?	73
166	On how many occasions have you used heroin or other opiates during the past 30 days?	74
167	On how many occasions have you used MDMA ('X', 'E', or ecstasy) in your lifetime?	74
168	On how many occasions have you used MDMA ('X', 'E', or ecstasy) during the past 30 days?	74
169	On how many occasions have you taken prescription drugs (such as Valium, Xanax, Ritalin, Adderall, OxyContin, Darvocet, or sleeping pills) not prescribed to you in your lifetime?	75
170	On how many occasions have you taken prescription drugs (such as Valium, Xanax, Ritalin, Adderall, OxyContin, Darvocet, or sleeping pills) not prescribed to you during the past 30 days?	75
171	On how many occasions have you taken non-prescription medicines such as diet pills (for example, Dietac, Dexatrim or Prolamine), stay-awake pills (for example No-Doz, Vivarin, or Wake), or cough or cold medicines (robos, DXM, etc.) to get high in your lifetime?	76
172	On how many occasions have you taken non-prescription medicines such as diet pills (for example, Dietac, Dexatrim or Prolamine), stay-awake pills (for example No-Doz, Vivarin, or Wake), or cough or cold medicines (robos, DXM, etc.) to get high during the past 30 days?	76
173	On how many occasions have you been drunk or very high from drinking alcoholic beverages during the past 30 days?	77
174	On how many occasions have you drunk flavored alcoholic beverages, sometimes called 'alcopops' (like Mike's Hard Lemonade, Smirnoff Ice, Bacardi Breezers, etc.) in your lifetime?	77
175	On how many occasions have you drunk flavored alcoholic beverages, sometimes called 'alcopops' (like Mike's Hard Lemonade, Smirnoff Ice, Bacardi Breezers, etc.) during the past 30 days?	78
176	If you used prescription drugs or over the counter drugs without a doctor telling you to use it or for the purpose of getting high, where did you get these drugs? - Did not use	78

177	If you used prescription drugs or over the counter drugs without a doctor telling you to use it or for the purpose of getting high, where did you get these drugs? - Bought or took from store or shop	78
178	If you used prescription drugs or over the counter drugs without a doctor telling you to use it or for the purpose of getting high, where did you get these drugs? - Got from parents with permission	79
179	If you used prescription drugs or over the counter drugs without a doctor telling you to use it or for the purpose of getting high, where did you get these drugs? - Got from home without permission	79
180	If you used prescription drugs or over the counter drugs without a doctor telling you to use it or for the purpose of getting high, where did you get these drugs? - Got from relative with permission	79
181	If you used prescription drugs or over the counter drugs without a doctor telling you to use it or for the purpose of getting high, where did you get these drugs? - Got from relative without permission	79
182	If you used prescription drugs or over the counter drugs without a doctor telling you to use it or for the purpose of getting high, where did you get these drugs? - Got from friend's home with permission	80
183	If you used prescription drugs or over the counter drugs without a doctor telling you to use it or for the purpose of getting high, where did you get these drugs? - Got from friend's home without permission	80
184	If you used prescription drugs or over the counter drugs without a doctor telling you to use it or for the purpose of getting high, where did you get these drugs? - Got from friend at school	80
185	If you used prescription drugs or over the counter drugs without a doctor telling you to use it or for the purpose of getting high, where did you get these drugs? - Got from friend at party	80
186	If you used prescription drugs or over the counter drugs without a doctor telling you to use it or for the purpose of getting high, where did you get these drugs? - Got from friend, elsewhere	81
187	If you used prescription drugs or over the counter drugs without a doctor telling you to use it or for the purpose of getting high, where did you get these drugs? - Got from internet sale	81
188	During the last month, about how many marijuana cigarettes, or the equivalent, did you smoke a day, on the average?	81
189	How wrong do your friends feel it would be for YOU to: have one or two drinks of an alcoholic beverage nearly every day?	82
190	How wrong do your friends feel it would be for YOU to: smoke tobacco?	82
191	How wrong do your friends feel it would be for YOU to: smoke marijuana?	82
192	How wrong do your friends feel it would be for YOU to: use prescription drugs not prescribed to you?	83
193	How wrong would most adults (over 21) in your neighborhood think it is for kids your age: to use marijuana?	83

194	How wrong would most adults (over 21) in your neighborhood think it is for kids your age: to drink alcohol?	83
195	How wrong would most adults (over 21) in your neighborhood think it is for kids your age: to smoke cigarettes?	84
196	How much do each of the following statements describe your neighborhood? crime and/or drug selling	84
197	How much do each of the following statements describe your neighborhood? fights	84
198	How much do each of the following statements describe your neighborhood? lots of empty or abandoned buildings	85
199	How much do each of the following statements describe your neighborhood? lots of graffiti	85
200	I feel safe in my neighborhood.	85
201	If a kid smoked marijuana in your neighborhood would he or she be caught by the police?	86
202	If a kid drank some beer, wine or hard liquor (for example, vodka, whiskey, or gin) in your neighborhood would he or she be caught by the police?	86
203	If a kid carried a handgun in your neighborhood would he or she be caught by the police?	86
204	If you wanted to get some cigarettes, how easy would it be for you to get some?	87
205	If you wanted to get some beer, wine or hard liquor (for example, vodka, whiskey, or gin), how easy would it be for you to get some?	87
206	If you wanted to get a drug like cocaine, LSD, or amphetamines, how easy would it be for you to get some?	87
207	If you wanted to get a handgun, how easy would it be for you to get one?	88
208	If you wanted to get some marijuana, how easy would it be for you to get some?	88
209	If you wanted to get prescription drugs for the purpose of getting high, how easy would it be for you to get some?	88
210	If you wanted to get synthetic marijuana such as K2 or chemical products such as bath salts to get high, how easy would it be for you to get some?	89
211	If you wanted to get steroids to use or to enhance athletic performance, how easy would it be for you to get some?	89
212	If you wanted to get e-cigarettes, e-cigars, or e-hookahs, how easy would it be for you to get some?	89
213	During the past 12 months, have you participated in any alcohol prevention programs or seen any alcohol prevention messages in your school or community? Yes, a school-based program focused on preventing underage drinking and/or drinking and driving.	90

214	During the past 12 months, have you participated in any alcohol prevention programs or seen any alcohol prevention messages in your school or community? Yes, a community-based program focused on preventing underage drinking and/or drinking and driving (for example, through your church or temple or through youth groups like Boys and Girls Club or 4-H).	90
215	During the past 12 months, have you participated in any alcohol prevention programs or seen any alcohol prevention messages in your school or community? Yes, a media campaign addressing underage drinking and/or drinking and driving (for example, newspaper ads, posters, pamphlets, radio, TV).	90
216	During the past 12 months, have you participated in any alcohol prevention programs or seen any alcohol prevention messages in your school or community? No	90
217	How wrong do your parents feel it would be for YOU to: have one or two drinks of an alcoholic beverage nearly every day?	91
218	How wrong do your parents feel it would be for YOU to: smoke tobacco?	91
219	How wrong do your parents feel it would be for YOU to: smoke marijuana?	91
220	How wrong do your parents feel it would be for YOU to: use prescription drugs not prescribed to you?	92
221	How wrong do your parents feel it would be for YOU to: steal something worth more than \$5?	92
222	How wrong do your parents feel it would be for YOU to: draw graffiti, write things, or draw pictures on buildings or other property (without the owner's permission)?	92
223	How wrong do your parents feel it would be for YOU to: pick a fight with someone?	93
224	During the past 12 months, have you talked with at least one of your parents about the dangers of underage drinking and/or drinking and driving? By parents, we mean either your biological parents, adoptive parents, stepparents, or adult guardians - whether or not they live with you.	93
225	The rules in my family are clear.	93
226	People in my family have serious arguments about the same things, and often insult or yell at each other.	94
227	When I am not at home, one of my parents knows where I am and who I am with.	94
228	My family has clear rules about alcohol and drug use.	94
229	If you skipped school would you be caught by your parents?	95
230	My parents ask if I've gotten my homework done.	95
231	Would your parents know if you did not come home on time?	95
232	Do you know how to properly dispose of leftover prescription drugs?	96

233	Have any of your brothers or sisters ever: drunk beer, wine or hard liquor (for example, vodka, whiskey or gin)?	96
234	Have any of your brothers or sisters ever: smoked marijuana?	96
235	Have any of your brothers or sisters ever: smoked cigarettes?	96
236	Have any of your brothers or sisters ever: taken a handgun to school? .	97
237	Have any of your brothers or sisters ever: been suspended or expelled from school?	97
238	Have any of your brothers or sisters ever: used e-cigarettes, e-cigars or e-hookahs?	97
239	Have any of your brothers or sisters ever: used prescription drugs not prescribed to him/her?	97
240	Have you changed homes in the past year (the last 12 months)? . . .	98
241	How many times have you changed homes since kindergarten?	98
242	Have you changed schools (including changing from elementary to middle and middle to high school) in the past year?	98
243	How many times have you changed schools since kindergarten (including changing from elementary to middle and middle to high school)?	99
244	Has anyone in your family ever had severe alcohol or drug problems? .	99
245	About how many adults (over 21) have you known personally who in the past year have: used marijuana, crack, cocaine, or other drugs? .	99
246	About how many adults (over 21) have you known personally who in the past year have: sold or dealt drugs?	100
247	About how many adults (over 21) have you known personally who in the past year have: done other things that could get them in trouble with the police, like stealing, selling stolen goods, mugging or assaulting others, etc.?	100
248	About how many adults (over 21) have you known personally who in the past year have: gotten drunk or high?	100
249	Have you seen or heard information about underage drinking in the past 12 months from the following sources? Radio	101
250	Have you seen or heard information about underage drinking in the past 12 months from the following sources? TV.	101
251	Have you seen or heard information about underage drinking in the past 12 months from the following sources? Print. This includes information on underage drinking you may have seen in the newspaper, on a billboard, in pamphlets, on stickers, etc.	101
252	Have you seen or heard information about underage drinking in the past 12 months from the following sources? Website or social media? (Facebook, Myspace, website, etc.)	101
253	The next questions ask about your opinions of the information you saw or heard. If you have seen or heard more than one ad, please think about your favorite ad when answering these questions. The information about underage drinking that I saw or heard was convincing.	102

254	The next questions ask about your opinions of the information you saw or heard. If you have seen or heard more than one ad, please think about your favorite ad when answering these questions. The information about underage drinking that I saw or heard grabbed my attention.	102
255	The next questions ask about your opinions of the information you saw or heard. If you have seen or heard more than one ad, please think about your favorite ad when answering these questions. The information about underage drinking that I saw or heard said something important to me.	102
256	The next questions ask about your opinions of the information you saw or heard. If you have seen or heard more than one ad, please think about your favorite ad when answering these questions. Seeing or hearing this information about underage drinking made me want to stop or decrease my drinking.	103
257	How honest were you in filling out this survey?	103

List of Figures

1	Grade Chart	12
2	Gender Chart	13
3	Age Chart	14
4	Ethnic Origin Chart	15

1 INTRODUCTION

This report was generated from data collected on the *2016 Arkansas Prevention Needs Assessment Student Survey*. This report contains basic frequency tables of all data collected and graphs on the selected demographic variables of grade, gender, age and ethnic origin. The graph on ethnic origin is represented as a bar chart rather than as a pie chart. This is because students were allowed to mark more than one response for ethnic origin as opposed to being allowed to mark only one response. The bars represent the percent of students who marked each of the ethnic categories.

Questions regarding the information found in this report can be directed to:

International Survey Associates dba Pride Surveys

Mr. Jay Gleaton

2140 Newmarket Parkway

Suite 116

Marietta, GA 30067

Telephone: (800) 279-6361

Fax: (770) 726-9327

Website: <http://www.pridesurveys.com>

Grade Chart

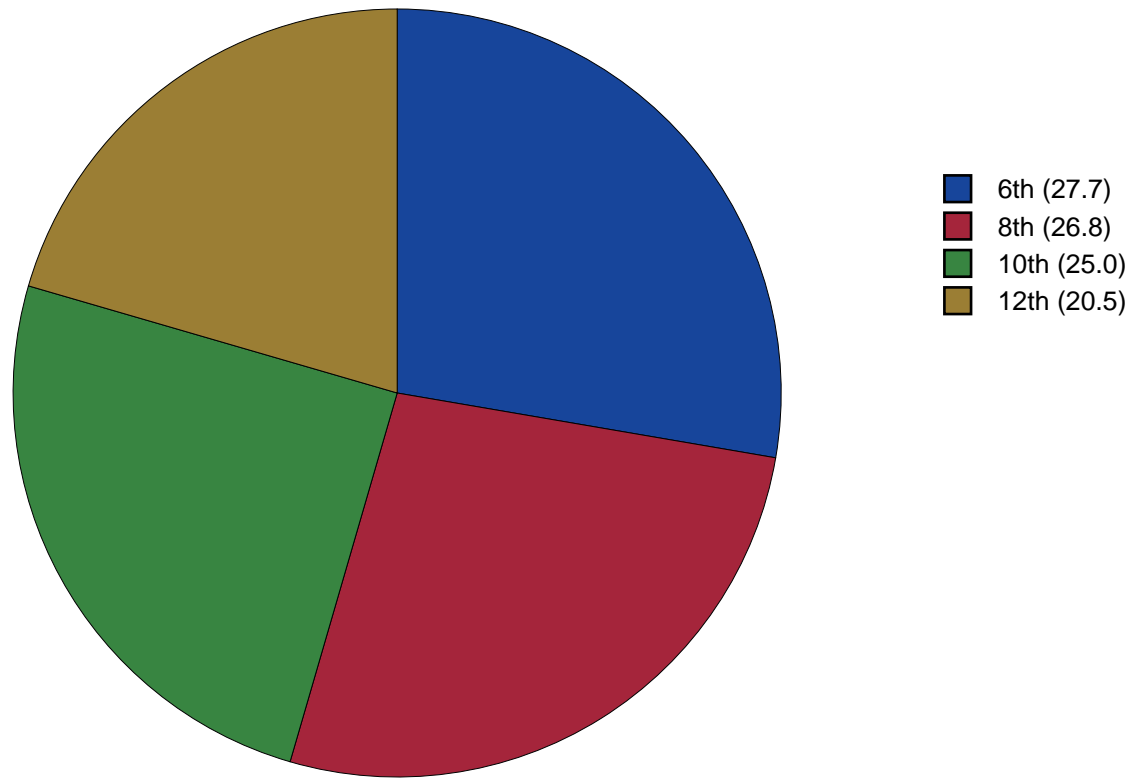


Figure 1: Grade Chart

Gender Chart

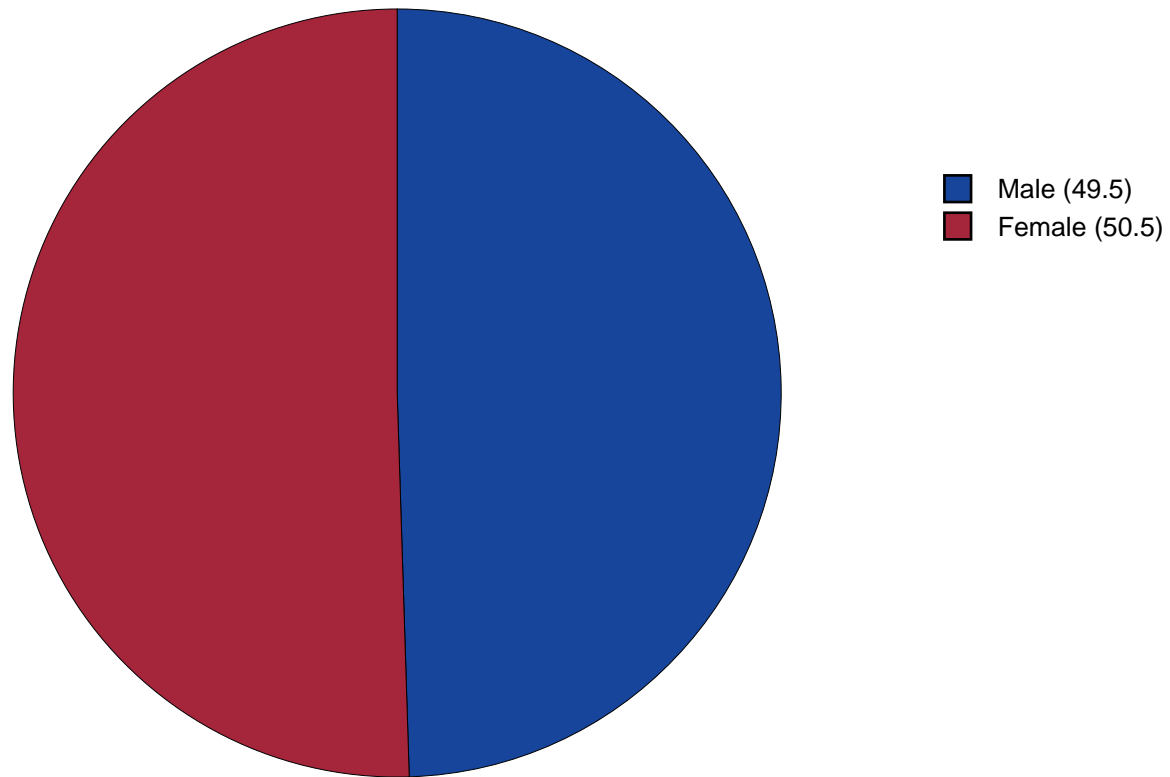


Figure 2: Gender Chart

Age Chart

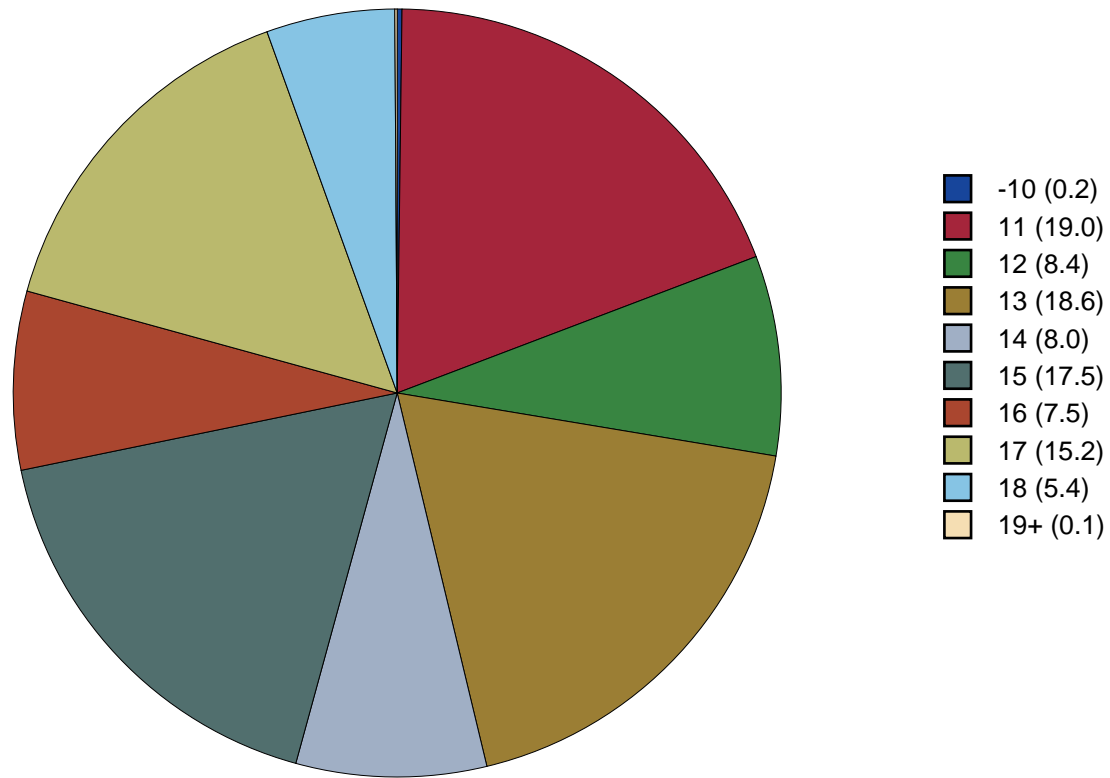


Figure 3: Age Chart

Ethnic Origin Chart

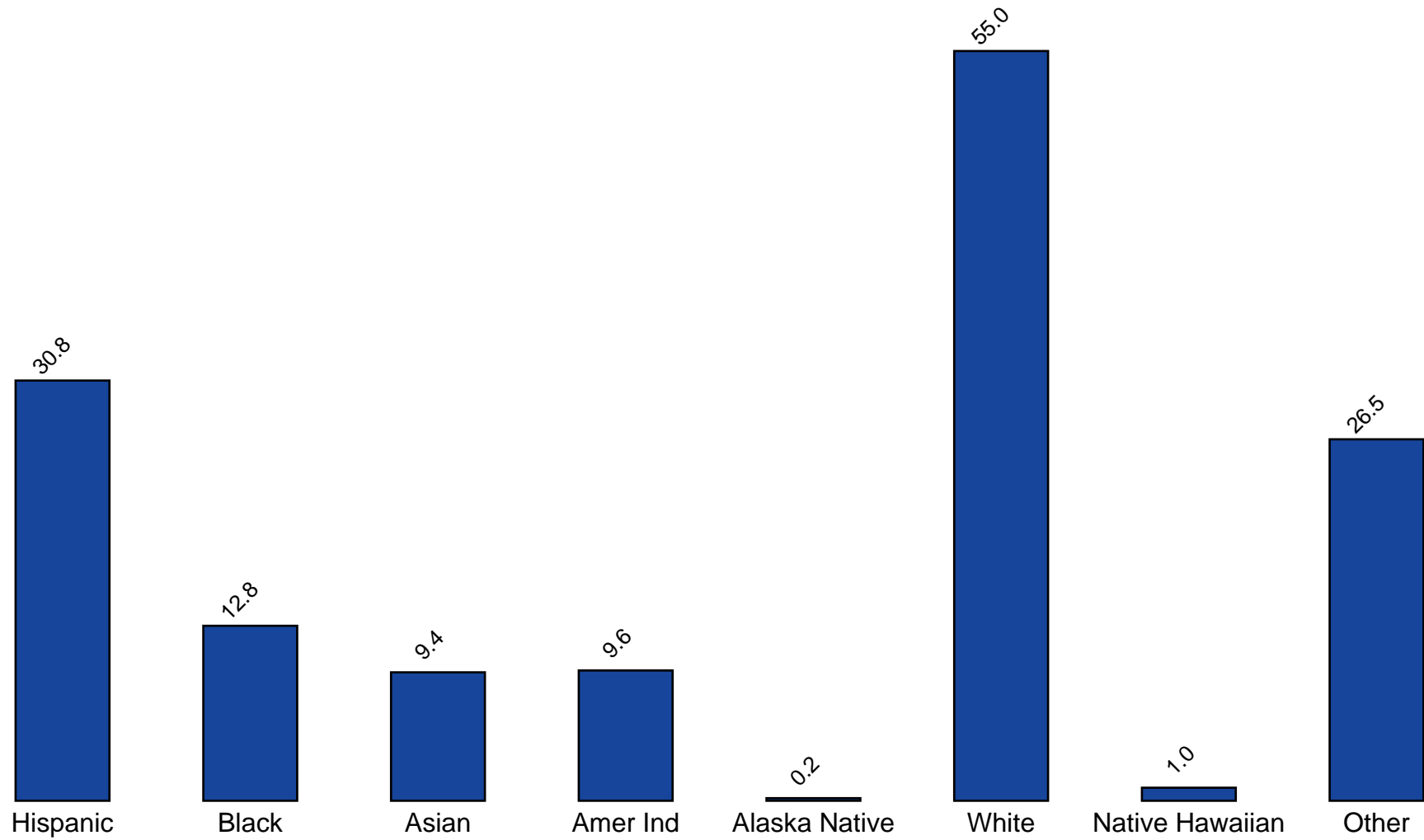


Figure 4: Ethnic Origin Chart

2 PERCENTAGE TABLES

The following tables contain frequency distribution detailing how your students responded to each question on the survey. The tables appear in the same order as the questions on the survey. The tables include breakdowns by grade level as well as overall percentages. The *N of Valid* row is a frequency count of the number of valid responses to each question for each grade and overall. The *N of Miss* row is a frequency count of the number of invalid(marked more than one response) or missing (i.e. did not respond) responses to each question for each grade and overall.

For the questions that allowed more than one response (i.e. race, live with, etc.) each response becomes a separate table. If a student did not mark the response, that was counted as a NO response, and if they did mark the response, that was counted as a YES response. Since a non response is a valid response for these questions, the *N of Miss* will always be zero for these questions.

Table 1: Sex



Response	6	8	10	12	Total	
Male	52.6	50.8	47.3	46.3	49.5	
Female	47.4	49.2	52.7	53.7	50.5	
N of Valid	1009	978	912	749	3648	
N of Miss	6	3	4	2	15	

Table 2: Age











Response	6	8	10	12	Total	
10 or younger	0.8	0.0	0.0	0.0	0.2	
11	68.5	0.0	0.0	0.0	19.0	
12	30.1	0.4	0.0	0.0	8.4	
13	0.6	68.9	0.0	0.0	18.6	
14	0.0	28.7	1.0	0.0	8.0	
15	0.0	1.8	67.9	0.0	17.5	
16	0.0	0.1	29.1	0.8	7.5	
17	0.0	0.0	2.0	72.0	15.2	
18	0.0	0.0	0.0	26.5	5.4	
19 or older	0.0	0.0	0.0	0.7	0.1	
N of Valid	1011	978	911	747	3647	
N of Miss	4	3	5	4	16	

Table 3: Are you Hispanic or Latino?



Response	6	8	10	12	Total	
No	68.0	68.0	70.6	70.6	69.2	
Yes	32.0	32.0	29.4	29.4	30.8	
N of Valid	960	961	900	742	3563	
N of Miss	55	20	16	9	100	

Table 4: What is your race? Black or African American



Response	6	8	10	12	Total	
No	86.2	87.4	88.6	86.4	87.2	
Yes	13.8	12.6	11.4	13.6	12.8	
N of Valid	1015	981	916	751	3663	
N of Miss	0	0	0	0	0	

Table 5: What is your race? Asian



Response	6	8	10	12	Total	
No	90.8	91.3	89.7	90.3	90.6	
Yes	9.2	8.7	10.3	9.7	9.4	
N of Valid	1015	981	916	751	3663	
N of Miss	0	0	0	0	0	

Table 6: What is your race? American Indian



Response	6	8	10	12	Total	
No	86.4	91.6	90.8	93.9	90.4	
Yes	13.6	8.4	9.2	6.1	9.6	
N of Valid	1015	981	916	751	3663	
N of Miss	0	0	0	0	0	

Table 7: What is your race? Alaska Native



Response	6	8	10	12	Total	
No	99.7	99.8	100.0	99.7	99.8	
Yes	0.3	0.2	0.0	0.3	0.2	
N of Valid	1015	981	916	751	3663	
N of Miss	0	0	0	0	0	

Table 8: What is your race? White



Response	6	8	10	12	Total	
No	50.0	46.3	40.2	42.5	45.0	
Yes	50.0	53.7	59.8	57.5	55.0	
N of Valid	1015	981	916	751	3663	
N of Miss	0	0	0	0	0	

Table 9: What is your race? Native Hawaiian or Other Pacific Islander



Response	6	8	10	12	Total	
No	99.1	98.7	99.2	99.2	99.0	
Yes	0.9	1.3	0.8	0.8	1.0	
N of Valid	1015	981	916	751	3663	
N of Miss	0	0	0	0	0	

Table 10: What is your race? Other



Response	6	8	10	12	Total	
No	67.8	68.7	81.1	78.2	73.5	
Yes	32.2	31.3	18.9	21.8	26.5	
N of Valid	1015	981	916	751	3663	
N of Miss	0	0	0	0	0	

Table 11: What is the highest level of schooling completed by your mother or father?









Response	6	8	10	12	Total	
Completed grade school or less	3.3	7.1	5.2	6.5	5.5	
Some high school	4.5	9.1	11.8	13.1	9.4	
Completed high school	10.5	15.6	15.8	17.8	14.8	
Some college	9.8	12.2	18.8	15.9	14.0	
Completed college	16.4	22.1	20.1	24.0	20.5	
Graduate or professional school after college	9.4	8.7	12.6	10.9	10.3	
Don't know	43.6	23.4	14.4	9.4	23.7	
Does not apply	2.4	1.8	1.2	2.3	1.9	
N of Valid	958	962	896	741	3557	
N of Miss	57	19	20	10	106	

Table 12: Think of where you live most of the time. Which of the following people live there with you? Mother



Response	6	8	10	12	Total	
No	12.5	12.5	14.6	16.1	13.8	
Yes	87.5	87.5	85.4	83.9	86.2	
N of Valid	1015	981	916	751	3663	
N of Miss	0	0	0	0	0	

Table 13: Think of where you live most of the time. Which of the following people live there with you? Stepmother



Response	6	8	10	12	Total	
No	95.9	95.9	95.5	95.3	95.7	
Yes	4.1	4.1	4.5	4.7	4.3	
N of Valid	1015	981	916	751	3663	
N of Miss	0	0	0	0	0	

Table 14: Think of where you live most of the time. Which of the following people live there with you? Foster Mother



Response	6	8	10	12	Total	
No	99.6	99.7	99.8	99.6	99.7	
Yes	0.4	0.3	0.2	0.4	0.3	
N of Valid	1015	981	916	751	3663	
N of Miss	0	0	0	0	0	

Table 15: Think of where you live most of the time. Which of the following people live there with you? Grandmother



Response	6	8	10	12	Total	
No	87.6	87.4	89.6	90.4	88.6	
Yes	12.4	12.6	10.4	9.6	11.4	
N of Valid	1015	981	916	751	3663	
N of Miss	0	0	0	0	0	

Table 16: Think of where you live most of the time. Which of the following people live there with you? Aunt



Response	6	8	10	12	Total	
No	94.8	95.8	96.9	96.4	95.9	
Yes	5.2	4.2	3.1	3.6	4.1	
N of Valid	1015	981	916	751	3663	
N of Miss	0	0	0	0	0	

Table 17: Think of where you live most of the time. Which of the following people live there with you? Father



Response	6	8	10	12	Total	
No	39.9	43.9	42.4	42.9	42.2	
Yes	60.1	56.1	57.6	57.1	57.8	
N of Valid	1015	981	916	751	3663	
N of Miss	0	0	0	0	0	

Table 18: Think of where you live most of the time. Which of the following people live there with you? Stepfather



Response	6	8	10	12	Total	
No	84.4	83.2	83.6	88.3	84.7	
Yes	15.6	16.8	16.4	11.7	15.3	
N of Valid	1015	981	916	751	3663	
N of Miss	0	0	0	0	0	

Table 19: Think of where you live most of the time. Which of the following people live there with you? Foster Father



Response	6	8	10	12	Total	
No	99.6	99.8	99.8	99.5	99.7	
Yes	0.4	0.2	0.2	0.5	0.3	
N of Valid	1015	981	916	751	3663	
N of Miss	0	0	0	0	0	

Table 20: Think of where you live most of the time. Which of the following people live there with you? Grandfather



Response	6	8	10	12	Total	
No	92.3	93.4	95.0	94.1	93.6	
Yes	7.7	6.6	5.0	5.9	6.4	
N of Valid	1015	981	916	751	3663	
N of Miss	0	0	0	0	0	

Table 21: Think of where you live most of the time. Which of the following people live there with you? Uncle



Response	6	8	10	12	Total	
No	94.2	95.3	96.5	97.5	95.7	
Yes	5.8	4.7	3.5	2.5	4.3	
N of Valid	1015	981	916	751	3663	
N of Miss	0	0	0	0	0	

Table 22: Think of where you live most of the time. Which of the following people live there with you? Other Adults



Response	6	8	10	12	Total	
No	97.6	97.8	98.1	98.3	97.9	
Yes	2.4	2.2	1.9	1.7	2.1	
N of Valid	1015	981	916	751	3663	
N of Miss	0	0	0	0	0	

Table 23: Think of where you live most of the time. Which of the following people live there with you? Brother(s)



Response	6	8	10	12	Total	
No	45.7	50.3	52.5	57.4	51.0	
Yes	54.3	49.7	47.5	42.6	49.0	
N of Valid	1015	981	916	751	3663	
N of Miss	0	0	0	0	0	

Table 24: Think of where you live most of the time. Which of the following people live there with you? Stepbrother(s)



Response	6	8	10	12	Total	
No	94.8	95.7	95.3	97.7	95.8	
Yes	5.2	4.3	4.7	2.3	4.2	
N of Valid	1015	981	916	751	3663	
N of Miss	0	0	0	0	0	

Table 25: Think of where you live most of the time. Which of the following people live there with you? Sister(s)



Response	6	8	10	12	Total	
No	49.1	52.4	56.1	59.8	53.9	
Yes	50.9	47.6	43.9	40.2	46.1	
N of Valid	1015	981	916	751	3663	
N of Miss	0	0	0	0	0	

Table 26: Think of where you live most of the time. Which of the following people live there with you? Stepsister(s)

Response	6	8	10	12	Total	
No	95.6	95.9	96.5	97.5	96.3	
Yes	4.4	4.1	3.5	2.5	3.7	
N of Valid	1015	981	916	751	3663	
N of Miss	0	0	0	0	0	

Table 27: Think of where you live most of the time. Which of the following people live there with you? Other Children

Response	6	8	10	12	Total	
No	96.0	93.8	95.4	94.3	94.9	
Yes	4.0	6.2	4.6	5.7	5.1	
N of Valid	1015	981	916	751	3663	
N of Miss	0	0	0	0	0	

Table 28: In my school, students have lots of chances to help decide things like class activities and rules.

Response	6	8	10	12	Total	
NO!	12.4	8.6	7.6	11.3	9.9	
no	32.4	33.2	33.7	33.9	33.3	
yes	45.7	50.1	48.8	42.2	46.9	
YES!	9.6	8.1	9.8	12.6	9.9	
N of Valid	979	966	907	744	3596	
N of Miss	36	15	9	7	67	

Table 29: Teachers ask me to work on special classroom projects.

Response	6	8	10	12	Total	
NO!	10.2	7.9	6.5	5.6	7.7	
no	37.1	43.0	47.3	36.6	41.2	
yes	40.5	42.0	40.5	48.6	42.6	
YES!	12.2	7.1	5.6	9.2	8.5	
N of Valid	968	961	904	737	3570	
N of Miss	47	20	12	14	93	

Table 30: My teacher(s) notices when I am doing a good job and lets me know about it.

Response	6	8	10	12	Total
NO!	5.4	7.6	6.8	5.1	6.3
no	19.6	26.1	24.8	24.8	23.7
yes	49.8	48.9	53.8	53.9	51.4
YES!	25.3	17.4	14.6	16.2	18.6
N of Valid	990	961	907	739	3597
N of Miss	25	20	9	12	66

Table 31: There are lots of chances for students in my school to get involved in sports, clubs, and other school activities outside of class.

Response	6	8	10	12	Total
NO!	9.8	2.0	2.0	1.2	3.9
no	20.5	4.9	4.4	5.2	9.1
yes	39.1	41.5	35.4	41.8	39.4
YES!	30.6	51.7	58.2	51.7	47.6
N of Valid	983	968	906	744	3601
N of Miss	32	13	10	7	62

Table 32: There are lots of chances for students in my school to talk with a teacher one-on-one.

Response	6	8	10	12	Total
NO!	3.9	3.4	3.8	4.2	3.8
no	13.0	18.1	17.6	13.5	15.6
yes	45.1	55.2	53.7	54.0	51.8
YES!	38.0	23.2	24.9	28.3	28.7
N of Valid	979	965	903	741	3588
N of Miss	36	16	13	10	75

Table 33: I feel safe at my school.

Response	6	8	10	12	Total
NO!	4.4	5.2	3.7	3.9	4.3
no	6.9	13.2	10.3	11.8	10.4
yes	38.6	55.6	60.0	59.7	52.9
YES!	50.1	26.0	26.1	24.6	32.4
N of Valid	991	958	902	739	3590
N of Miss	24	23	14	12	73

Table 34: The school lets my parents know when I have done something well.

Response	6	8	10	12	Total
NO!	11.3	17.5	17.4	24.2	17.2
no	29.8	42.2	50.3	48.0	42.0
yes	39.2	32.2	26.6	22.9	30.8
YES!	19.7	8.1	5.7	4.9	10.0
N of Valid	988	954	901	737	3580
N of Miss	27	27	15	14	83

Table 35: My teachers praise me when I work hard in school.

Response	6	8	10	12	Total
NO!	9.4	12.9	13.7	11.4	11.9
no	29.1	40.3	39.2	39.1	36.7
yes	45.3	39.1	40.9	40.6	41.5
YES!	16.2	7.8	6.1	8.8	9.9
N of Valid	963	949	895	736	3543
N of Miss	52	32	21	15	120

Table 36: Are your school grades better than the grades of most students in your class?

Response	6	8	10	12	Total
NO!	9.8	4.4	5.5	2.4	5.7
no	28.4	27.0	26.9	26.7	27.3
yes	45.0	49.4	51.2	52.8	49.4
YES!	16.8	19.2	16.4	18.1	17.6
N of Valid	960	949	896	735	3540
N of Miss	55	32	20	16	123

Table 37: I have lots of chances to be part of class discussions or activities.

Response	6	8	10	12	Total
NO!	5.3	3.6	1.9	1.9	3.3
no	15.7	13.2	11.8	13.1	13.5
yes	46.3	59.4	64.3	63.1	57.8
YES!	32.8	23.8	22.0	21.9	25.4
N of Valid	983	956	900	743	3582
N of Miss	32	25	16	8	81

Table 38: Now thinking back over the past year in school, how often did you: enjoy being in school?

Response	6	8	10	12	Total
Never	4.9	5.8	7.4	8.8	6.6
Seldom	10.5	13.3	13.3	16.6	13.2
Sometimes	30.6	36.4	39.5	40.1	36.3
Often	30.3	31.6	28.6	25.3	29.2
Almost always	23.7	13.0	11.2	9.1	14.7
N of Valid	998	971	907	735	3611
N of Miss	17	10	9	16	52

Table 39: Now thinking back over the past year in school, how often did you: hate being in school?

Response	6	8	10	12	Total	
Never	17.2	8.3	5.7	5.7	9.6	
Seldom	36.2	27.0	24.3	22.3	27.9	
Sometimes	26.2	37.2	40.8	37.2	35.1	
Often	12.8	16.9	18.9	23.0	17.5	
Almost always	7.7	10.6	10.3	11.9	10.0	
N of Valid	990	965	906	732	3593	
N of Miss	25	16	10	19	70	

Table 40: Now thinking back over the past year in school, how often did you: try to do your best work in school?

Response	6	8	10	12	Total	
Never	0.4	0.9	0.2	1.2	0.7	
Seldom	1.1	1.2	1.7	2.7	1.6	
Sometimes	5.8	10.7	14.5	17.9	11.8	
Often	23.6	32.2	35.5	38.1	31.8	
Almost always	69.1	54.9	48.1	40.0	54.1	
N of Valid	997	961	901	730	3589	
N of Miss	18	20	15	21	74	

Table 41: How often do you feel that the school work you are assigned is meaningful and important?

Response	6	8	10	12	Total	
Never	3.8	5.0	6.1	9.6	5.9	
Seldom	9.3	17.0	23.9	26.6	18.6	
Sometimes	20.7	33.3	36.9	37.8	31.6	
Often	33.6	29.1	23.4	18.8	26.8	
Almost always	32.7	15.6	9.7	7.1	17.1	
N of Valid	986	968	900	728	3582	
N of Miss	29	13	16	23	81	

Table 42: Putting them all together, what were your grades like last year?






Response	6	8	10	12	Total	
Mostly F's	0.9	1.8	0.9	0.8	1.1	
Mostly D's	2.7	2.9	3.6	2.4	2.9	
Mostly C's	13.7	11.7	17.2	17.2	14.8	
Mostly B's	38.8	35.2	34.3	36.7	36.3	
Mostly A's	44.0	48.4	44.0	42.8	44.9	
N of Valid	935	932	880	719	3466	
N of Miss	80	49	36	32	197	

Table 43: How important do you think the things you are learning in school are going to be for your later life?






Response	6	8	10	12	Total	
Very important	50.0	27.8	17.6	12.1	28.2	
Quite important	25.1	26.9	25.2	20.0	24.6	
Fairly important	16.5	28.9	32.9	35.1	27.7	
Slightly important	6.7	13.7	20.5	25.1	15.8	
Not at all important	1.7	2.7	3.7	7.7	3.7	
N of Valid	998	971	907	729	3605	
N of Miss	17	10	9	22	58	

Table 44: Do your parents care about your skipping or cutting school?



Response	6	8	10	12	Total	
Yes	95.5	96.6	95.8	93.7	95.5	
No	4.5	3.4	4.2	6.3	4.5	
N of Valid	1000	969	899	731	3599	
N of Miss	15	12	17	20	64	

Table 45: During the LAST FOUR WEEKS how many whole days of school have you missed because you skipped or 'cut'?








Response	6	8	10	12	Total	
None	76.4	79.6	84.4	79.7	79.9	
1	10.6	8.4	7.3	9.2	8.9	
2	5.5	5.2	3.7	3.4	4.5	
3	3.3	3.2	1.3	2.1	2.5	
4-5	3.1	3.1	1.9	3.4	2.9	
6-10	0.8	0.2	0.7	1.6	0.8	
11 or more	0.2	0.4	0.8	0.5	0.5	
N of Valid	996	969	904	730	3599	
N of Miss	19	12	12	21	64	

Table 46: What are the chances you would be seen as cool if you: smoked cigarettes?






Response	6	8	10	12	Total	
No or very little chance	90.3	77.7	71.1	70.1	78.0	
Little chance	5.5	11.6	14.4	15.6	11.4	
Some chance	3.0	6.2	9.4	9.4	6.8	
Pretty good chance	0.9	3.5	3.7	3.6	2.8	
Very good chance	0.3	0.9	1.4	1.4	1.0	
N of Valid	987	964	902	726	3579	
N of Miss	28	17	14	25	84	

Table 47: What are the chances you would be seen as cool if you: worked hard at school?






Response	6	8	10	12	Total	
No or very little chance	4.6	7.5	8.1	11.0	7.6	
Little chance	7.7	12.7	16.3	14.0	12.5	
Some chance	11.6	24.5	26.2	28.3	22.1	
Pretty good chance	30.8	30.8	28.9	26.8	29.5	
Very good chance	45.3	24.6	20.5	19.8	28.3	
N of Valid	991	961	901	727	3580	
N of Miss	24	20	15	24	83	

Table 48: What are the chances you would be seen as cool if you: began drinking alcoholic beverages regularly, that is, at least once or twice a month?






Response	6	8	10	12	Total	
No or very little chance	89.4	70.9	49.7	43.1	65.0	
Little chance	6.3	13.7	15.3	16.6	12.6	
Some chance	2.5	8.3	16.8	18.7	11.0	
Pretty good chance	1.3	5.0	12.4	15.2	7.9	
Very good chance	0.5	2.2	5.9	6.3	3.5	
N of Valid	987	965	898	728	3578	
N of Miss	28	16	18	23	85	

Table 49: What are the chances you would be seen as cool if you: defended someone who was being bullied?






Response	6	8	10	12	Total	
No or very little chance	8.1	9.6	7.6	11.8	9.1	
Little chance	5.6	12.5	13.9	12.9	11.0	
Some chance	13.0	24.0	24.8	27.1	21.8	
Pretty good chance	24.8	26.0	30.8	26.5	27.0	
Very good chance	48.5	27.8	22.8	21.7	31.1	
N of Valid	992	966	898	722	3578	
N of Miss	23	15	18	29	85	

Table 50: What are the chances you would be seen as cool if you: smoked marijuana?






Response	6	8	10	12	Total	
No or very little chance	91.2	68.3	46.6	41.0	63.6	
Little chance	4.3	9.0	11.3	13.6	9.2	
Some chance	2.0	8.1	13.7	16.3	9.5	
Pretty good chance	1.2	7.2	13.9	13.9	8.6	
Very good chance	1.3	7.4	14.5	15.2	9.1	
N of Valid	987	960	897	726	3570	
N of Miss	28	21	19	25	93	

Table 51: What are the chances you would be seen as cool if you: carried a handgun?

Response	6	8	10	12	Total	
No or very little chance	84.3	73.3	70.9	72.4	75.6	
Little chance	7.5	13.2	12.7	13.0	11.4	
Some chance	4.5	6.0	7.5	7.0	6.2	
Pretty good chance	2.1	3.6	4.5	4.4	3.6	
Very good chance	1.6	3.8	4.5	3.2	3.3	
N of Valid	987	964	893	725	3569	
N of Miss	28	17	23	26	94	

Table 52: What are the chances you would be seen as cool if you: used e-cigarettes, e-cigars or e-hookahs?

Response	6	8	10	12	Total	
No or very little chance	91.1	73.3	51.9	48.5	67.8	
Little chance	4.7	10.0	12.2	15.7	10.3	
Some chance	2.8	8.0	14.0	14.6	9.4	
Pretty good chance	0.6	5.3	11.2	12.3	6.9	
Very good chance	0.8	3.4	10.7	8.8	5.7	
N of Valid	978	961	894	724	3557	
N of Miss	37	20	22	27	106	

Table 53: What are the chances you would be seen as cool if you: bullied someone or cyber bullied someone?

Response	6	8	10	12	Total	
No or very little chance	89.5	76.1	76.3	76.1	79.8	
Little chance	6.4	13.6	14.4	13.9	11.9	
Some chance	2.1	6.8	5.6	6.3	5.1	
Pretty good chance	1.3	1.9	2.6	2.2	2.0	
Very good chance	0.7	1.7	1.2	1.4	1.2	
N of Valid	987	965	898	725	3575	
N of Miss	28	16	18	26	88	

Table 54: Think of your four best friends (the friends you feel closest to). In the past year (12 months), how many of your best friends have: participated in clubs, organizations or activities at school?






Response	6	8	10	12	Total	
0	14.1	10.0	8.7	11.4	11.1	
1	14.5	10.0	10.2	13.1	11.9	
2	21.4	17.2	15.4	15.6	17.6	
3	18.9	16.8	14.8	14.5	16.4	
4	31.0	46.1	50.9	45.4	43.0	
N of Valid	977	961	898	718	3554	
N of Miss	38	20	18	33	109	

Table 55: Think of your four best friends (the friends you feel closest to). In the past year (12 months), how many of your best friends have: smoked cigarettes?






Response	6	8	10	12	Total	
0	95.3	84.5	71.8	63.3	80.0	
1	3.3	8.9	14.0	16.8	10.2	
2	0.7	3.8	7.8	7.1	4.6	
3	0.3	1.3	3.3	4.0	2.1	
4	0.4	1.6	3.1	8.8	3.1	
N of Valid	983	953	896	720	3552	
N of Miss	32	28	20	31	111	

Table 56: Think of your four best friends (the friends you feel closest to). In the past year (12 months), how many of your best friends have: tried beer, wine or hard liquor (for example, vodka, whiskey, or gin) when their parents didn't know about it?






Response	6	8	10	12	Total	
0	90.4	69.9	42.7	33.8	61.5	
1	6.3	12.9	18.2	16.0	13.0	
2	1.9	8.9	15.0	14.3	9.6	
3	0.6	3.1	9.0	11.5	5.6	
4	0.8	5.1	15.0	24.4	10.3	
N of Valid	991	961	899	721	3572	
N of Miss	24	20	17	30	91	

Table 57: Think of your four best friends (the friends you feel closest to). In the past year (12 months), how many of your best friends have: used e-cigarettes, e-cigars, or e-hookahs?


Response	6	8	10	12	Total	
0	95.8	82.2	59.4	55.0	74.7	
1	3.1	9.6	15.5	16.8	10.7	
2	0.6	3.0	8.3	9.2	5.0	
3	0.1	2.4	6.9	5.3	3.5	
4	0.4	2.8	9.9	13.7	6.1	
N of Valid	981	958	899	716	3554	
N of Miss	34	23	17	35	109	

Table 58: Think of your four best friends (the friends you feel closest to). In the past year (12 months), how many of your best friends have: used marijuana?


Response	6	8	10	12	Total	
0	96.2	80.1	53.6	42.3	70.2	
1	2.2	9.1	16.5	18.3	10.9	
2	0.7	3.8	10.3	11.4	6.1	
3	0.3	2.3	6.4	8.5	4.0	
4	0.5	4.6	13.3	19.5	8.7	
N of Valid	983	951	896	717	3547	
N of Miss	32	30	20	34	116	

Table 59: Think of your four best friends (the friends you feel closest to). In the past year (12 months), how many of your best friends have: used prescription drugs or non-prescription drugs for the purpose of getting high?


Response	6	8	10	12	Total	
0	96.0	90.2	80.4	68.9	85.0	
1	2.5	5.7	8.4	14.3	7.2	
2	0.9	2.0	5.6	7.5	3.7	
3	0.2	0.2	2.0	4.0	1.4	
4	0.4	1.9	3.7	5.2	2.6	
N of Valid	990	957	896	718	3561	
N of Miss	25	24	20	33	102	

Table 60: Think of your four best friends (the friends you feel closest to). In the past year (12 months), how many of your best friends have: used synthetic marijuana (K2, spice) or bath salts?






Response	6	8	10	12	Total	
0	98.2	95.2	93.3	90.8	94.6	
1	1.2	2.6	3.9	5.0	3.0	
2	0.3	1.3	1.7	2.1	1.3	
3	0.1	0.1	0.7	1.3	0.5	
4	0.2	0.8	0.4	0.8	0.6	
N of Valid	977	954	893	717	3541	
N of Miss	38	27	23	34	122	

Table 61: Think of your four best friends (the friends you feel closest to). In the past year (12 months), how many of your best friends have: used LSD, cocaine, amphetamines, or other illegal drugs?






Response	6	8	10	12	Total	
0	97.3	94.4	88.8	82.5	91.4	
1	2.0	2.6	7.2	8.8	4.9	
2	0.6	1.2	2.0	4.7	1.9	
3	0.0	0.9	0.7	1.7	0.8	
4	0.1	0.8	1.3	2.4	1.1	
N of Valid	987	951	898	719	3555	
N of Miss	28	30	18	32	108	

Table 62: Think of your four best friends (the friends you feel closest to). In the past year (12 months), how many of your best friends have: been bullied?






Response	6	8	10	12	Total	
0	44.5	49.0	53.1	66.9	52.4	
1	26.8	23.5	21.3	16.2	22.4	
2	15.1	12.0	13.1	7.8	12.3	
3	4.5	6.0	5.1	4.0	5.0	
4	9.0	9.5	7.4	5.0	7.9	
N of Valid	973	949	894	717	3533	
N of Miss	42	32	22	34	130	

Table 63: Think of your four best friends (the friends you feel closest to). In the past year (12 months), how many of your best friends have: been suspended from school?






Response	6	8	10	12	Total	
0	73.9	66.3	68.2	79.2	71.5	
1	17.2	16.5	15.4	10.6	15.2	
2	5.3	8.3	9.0	5.3	7.0	
3	1.1	3.5	3.3	2.5	2.6	
4	2.4	5.5	4.0	2.4	3.6	
N of Valid	981	952	900	717	3550	
N of Miss	34	29	16	34	113	

Table 64: Think of your four best friends (the friends you feel closest to). In the past year (12 months), how many of your best friends have: carried a handgun?






Response	6	8	10	12	Total	
0	95.9	93.1	90.1	91.8	92.8	
1	3.0	3.5	6.0	4.0	4.1	
2	0.6	1.9	1.7	2.1	1.5	
3	0.1	0.7	1.0	0.6	0.6	
4	0.4	0.8	1.2	1.5	1.0	
N of Valid	988	956	898	718	3560	
N of Miss	27	25	18	33	103	

Table 65: Think of your four best friends (the friends you feel closest to). In the past year (12 months), how many of your best friends have: sold illegal drugs?






Response	6	8	10	12	Total	
0	98.4	91.9	83.5	77.8	88.7	
1	1.2	4.2	7.5	11.2	5.6	
2	0.0	2.0	4.4	5.6	2.8	
3	0.0	0.7	1.9	1.7	1.0	
4	0.4	1.2	2.8	3.8	1.9	
N of Valid	980	950	895	716	3541	
N of Miss	35	31	21	35	122	

Table 66: Think of your four best friends (the friends you feel closest to). In the past year (12 months), how many of your best friends have: regularly attended religious services?






Response	6	8	10	12	Total	
0	30.1	28.9	22.8	25.9	27.1	
1	15.3	18.5	16.1	21.3	17.6	
2	12.7	19.9	22.3	22.7	19.1	
3	14.5	13.8	17.0	13.9	14.9	
4	27.4	18.9	21.8	16.0	21.4	
N of Valid	950	947	894	717	3508	
N of Miss	65	34	22	34	155	

Table 67: Think of your four best friends (the friends you feel closest to). In the past year (12 months), how many of your best friends have: stolen or tried to steal a motor vehicle such as a car or motorcycle?






Response	6	8	10	12	Total	
0	97.2	95.5	93.4	94.6	95.3	
1	2.3	2.7	3.8	3.2	3.0	
2	0.3	1.0	1.4	1.4	1.0	
3	0.2	0.3	0.7	0.3	0.4	
4	0.0	0.4	0.7	0.6	0.4	
N of Valid	993	955	897	718	3563	
N of Miss	22	26	19	33	100	

Table 68: Think of your four best friends (the friends you feel closest to). In the past year (12 months), how many of your best friends have: been arrested?






Response	6	8	10	12	Total	
0	94.3	86.8	80.5	80.6	86.0	
1	4.0	8.0	11.3	10.0	8.1	
2	0.8	2.2	4.2	5.3	3.0	
3	0.4	1.2	1.4	1.4	1.1	
4	0.5	1.8	2.6	2.6	1.8	
N of Valid	984	960	897	718	3559	
N of Miss	31	21	19	33	104	

Table 69: Think of your four best friends (the friends you feel closest to). In the past year (12 months), how many of your best friends have: dropped out of school?






Response	6	8	10	12	Total	
0	95.2	95.8	93.7	87.7	93.5	
1	3.9	2.4	4.9	7.0	4.4	
2	0.4	0.9	0.6	3.4	1.2	
3	0.2	0.3	0.3	1.1	0.4	
4	0.3	0.5	0.4	0.8	0.5	
N of Valid	990	958	895	716	3559	
N of Miss	25	23	21	35	104	

Table 70: Think of your four best friends (the friends you feel closest to). In the past year (12 months), how many of your best friends have: been members of a gang?






Response	6	8	10	12	Total	
0	93.5	90.6	92.2	91.5	92.0	
1	4.6	5.1	3.1	4.7	4.4	
2	0.7	1.6	2.3	1.3	1.5	
3	0.2	1.1	1.0	0.3	0.7	
4	1.0	1.6	1.3	2.2	1.5	
N of Valid	982	958	894	718	3552	
N of Miss	33	23	22	33	111	

Table 71: How old were you when you first: smoked marijuana?










Response	6	8	10	12	Total	
Never	98.7	91.6	73.3	58.7	82.4	
10 or younger	0.5	1.0	1.2	1.4	1.0	
11	0.5	2.2	1.0	1.5	1.3	
12	0.2	2.1	3.6	3.1	2.1	
13	0.0	2.7	5.2	4.2	2.9	
14	0.0	0.4	7.4	6.6	3.3	
15	0.0	0.0	7.5	8.5	3.6	
16	0.0	0.0	0.7	11.0	2.4	
17 or older	0.1	0.0	0.1	5.0	1.1	
N of Valid	999	959	890	716	3564	
N of Miss	16	22	26	35	99	

Table 72: How old were you when you first: smoked a cigarette, even just a puff?










Response	6	8	10	12	Total	
Never	94.6	87.5	73.9	63.4	81.2	
10 or younger	3.6	4.8	5.6	5.4	4.8	
11	1.6	2.1	2.8	2.9	2.3	
12	0.1	2.8	2.8	2.9	2.1	
13	0.0	2.5	4.1	3.2	2.3	
14	0.0	0.3	4.7	4.2	2.1	
15	0.0	0.0	4.7	5.6	2.3	
16	0.0	0.0	1.2	6.1	1.5	
17 or older	0.1	0.0	0.2	6.3	1.3	
N of Valid	1000	963	895	719	3577	
N of Miss	15	18	21	32	86	

Table 73: How old were you when you first: had more than a sip or two of beer, wine or hard liquor (for example, vodka, whiskey, or gin)?










Response	6	8	10	12	Total	
Never	82.9	71.0	51.7	37.3	62.7	
10 or younger	12.2	10.9	7.0	7.8	9.7	
11	4.0	3.9	2.9	2.8	3.5	
12	0.9	4.3	4.4	3.1	3.1	
13	0.0	8.3	6.8	4.6	4.9	
14	0.0	1.3	11.4	9.1	5.0	
15	0.0	0.1	13.5	12.0	5.8	
16	0.0	0.1	2.2	15.6	3.7	
17 or older	0.0	0.0	0.1	7.7	1.6	
N of Valid	993	963	896	716	3568	
N of Miss	22	18	20	35	95	

Table 74: How old were you when you first: began drinking alcoholic beverages regularly, that is, at least once or twice a month?










Response	6	8	10	12	Total	
Never	98.7	94.8	84.7	71.0	88.6	
10 or younger	0.4	0.8	0.8	0.1	0.6	
11	0.8	0.4	0.2	0.6	0.5	
12	0.1	0.9	0.6	0.4	0.5	
13	0.0	2.3	1.7	0.6	1.1	
14	0.0	0.7	2.7	2.9	1.5	
15	0.0	0.0	7.6	6.8	3.3	
16	0.0	0.0	1.6	10.0	2.4	
17 or older	0.0	0.0	0.2	7.5	1.6	
N of Valid	995	965	896	718	3574	
N of Miss	20	16	20	33	89	

Table 75: How old were you when you first: used Daztrex?


Response	6	8	10	12	Total	
Never	100.0	100.0	100.0	100.0	100.0	
10 or younger	0.0	0.0	0.0	0.0	0.0	
11	0.0	0.0	0.0	0.0	0.0	
12	0.0	0.0	0.0	0.0	0.0	
13	0.0	0.0	0.0	0.0	0.0	
14	0.0	0.0	0.0	0.0	0.0	
15	0.0	0.0	0.0	0.0	0.0	
16	0.0	0.0	0.0	0.0	0.0	
17 or older	0.0	0.0	0.0	0.0	0.0	
N of Valid	966	959	890	722	3537	
N of Miss	49	22	26	29	126	

Table 76: How old were you when you first: got suspended from school?










Response	6	8	10	12	Total	
Never	88.5	84.8	80.8	82.5	84.4	
10 or younger	7.3	5.7	3.9	5.1	5.6	
11	3.7	2.6	2.2	1.0	2.5	
12	0.5	3.3	3.0	2.8	2.4	
13	0.0	3.2	4.3	2.2	2.4	
14	0.0	0.2	4.0	2.4	1.5	
15	0.0	0.1	1.6	1.1	0.6	
16	0.0	0.0	0.1	1.8	0.4	
17 or older	0.0	0.0	0.0	1.1	0.2	
N of Valid	989	961	891	721	3562	
N of Miss	26	20	25	30	101	

Table 77: How old were you when you first: got arrested?










Response	6	8	10	12	Total	
Never	98.7	96.7	92.8	92.2	95.4	
10 or younger	0.3	0.2	0.7	0.3	0.4	
11	0.9	0.7	0.8	0.4	0.7	
12	0.1	0.6	0.2	0.4	0.3	
13	0.0	1.5	1.1	0.8	0.8	
14	0.0	0.3	2.1	1.0	0.8	
15	0.0	0.0	1.9	1.7	0.8	
16	0.0	0.0	0.3	2.1	0.5	
17 or older	0.0	0.0	0.0	1.1	0.2	
N of Valid	997	959	892	722	3570	
N of Miss	18	22	24	29	93	

Table 78: How old were you when you first: carried a handgun?


Response	6	8	10	12	Total	
Never	96.5	94.9	94.0	96.0	95.3	
10 or younger	1.4	1.6	0.4	0.8	1.1	
11	1.6	0.7	0.6	0.3	0.8	
12	0.5	1.5	0.8	0.4	0.8	
13	0.0	0.9	0.7	0.1	0.4	
14	0.0	0.3	1.7	0.6	0.6	
15	0.0	0.0	1.6	0.3	0.4	
16	0.0	0.0	0.3	1.1	0.3	
17 or older	0.0	0.1	0.0	0.4	0.1	
N of Valid	993	960	893	717	3563	
N of Miss	22	21	23	34	100	

Table 79: How old were you when you first: used e-cigarettes, e-cigars, or e-hookahs?


Response	6	8	10	12	Total	
Never	98.1	90.2	74.3	66.8	83.7	
10 or younger	1.0	0.6	0.3	0.7	0.7	
11	0.7	1.6	0.8	0.0	0.8	
12	0.2	2.4	1.8	0.4	1.2	
13	0.0	4.3	5.1	2.8	3.0	
14	0.0	0.8	8.9	4.7	3.4	
15	0.0	0.1	7.6	8.8	3.7	
16	0.0	0.0	1.0	10.7	2.4	
17 or older	0.0	0.0	0.1	5.1	1.1	
N of Valid	995	961	895	719	3570	
N of Miss	20	20	21	32	93	

Table 80: How old were you when you first: belonged to a gang?










Response	6	8	10	12	Total	
Never	97.6	96.6	97.8	97.8	97.4	
10 or younger	0.8	0.4	0.2	0.6	0.5	
11	0.9	0.4	0.0	0.0	0.4	
12	0.7	0.6	0.4	0.4	0.6	
13	0.0	1.4	0.4	0.0	0.5	
14	0.0	0.4	0.6	0.0	0.3	
15	0.0	0.1	0.3	0.1	0.1	
16	0.0	0.0	0.2	0.6	0.2	
17 or older	0.0	0.0	0.0	0.6	0.1	
N of Valid	992	966	893	719	3570	
N of Miss	23	15	23	32	93	

Table 81: How old were you when you first: used prescription drugs not prescribed to you?










Response	6	8	10	12	Total	
Never	98.3	95.0	91.1	84.9	92.9	
10 or younger	0.7	1.4	1.0	0.6	0.9	
11	0.8	0.7	0.3	0.6	0.6	
12	0.1	0.7	0.7	0.7	0.5	
13	0.1	1.6	1.0	1.2	1.0	
14	0.0	0.4	2.9	1.2	1.1	
15	0.0	0.1	2.5	2.4	1.1	
16	0.0	0.0	0.6	4.8	1.1	
17 or older	0.0	0.1	0.0	3.6	0.8	
N of Valid	995	960	896	722	3573	
N of Miss	20	21	20	29	90	

Table 82: How wrong do you think it is for someone your age to: take a handgun to school?





Response	6	8	10	12	Total	
Very wrong	92.7	83.8	86.3	88.3	87.8	
Wrong	5.7	13.0	10.3	8.8	9.4	
A little bit wrong	1.2	2.7	2.4	2.1	2.1	
Not at all wrong	0.4	0.5	1.0	0.8	0.7	
N of Valid	1000	968	902	720	3590	
N of Miss	15	13	14	31	73	

Table 83: How wrong do you think it is for someone your age to: steal anything?





Response	6	8	10	12	Total	
Very wrong	73.1	59.9	53.6	68.5	63.7	
Wrong	22.0	30.5	36.2	25.9	28.7	
A little bit wrong	4.3	8.5	9.4	5.0	6.9	
Not at all wrong	0.6	1.0	0.8	0.6	0.8	
N of Valid	995	963	900	718	3576	
N of Miss	20	18	16	33	87	

Table 84: How wrong do you think it is for someone your age to: pick a fight with someone?





Response	6	8	10	12	Total	
Very wrong	61.5	41.6	40.5	46.4	47.8	
Wrong	26.2	33.3	38.3	32.6	32.4	
A little bit wrong	10.3	20.5	18.3	19.0	16.8	
Not at all wrong	2.0	4.6	2.9	2.0	2.9	
N of Valid	986	956	896	714	3552	
N of Miss	29	25	20	37	111	

Table 85: How wrong do you think it is for someone your age to: attack someone with the idea of seriously hurting them?





Response	6	8	10	12	Total	
Very wrong	89.9	76.7	74.9	74.5	79.5	
Wrong	6.8	17.0	19.1	19.1	15.1	
A little bit wrong	2.1	4.4	4.4	4.7	3.8	
Not at all wrong	1.1	2.0	1.6	1.7	1.6	
N of Valid	994	961	900	719	3574	
N of Miss	21	20	16	32	89	

Table 86: How wrong do you think it is for someone your age to: stay away from school all day when their parents think they are at school?





Response	6	8	10	12	Total	
Very wrong	83.3	67.5	55.5	53.6	66.1	
Wrong	13.6	24.3	31.1	29.0	23.9	
A little bit wrong	2.4	6.4	11.5	14.1	8.1	
Not at all wrong	0.7	1.9	2.0	3.3	1.9	
N of Valid	996	960	898	718	3572	
N of Miss	19	21	18	33	91	

Table 87: How wrong do you think it is for someone your age to: drink beer, wine or hard liquor (for example, vodka, whiskey, or gin) regularly?





Response	6	8	10	12	Total	
Very wrong	89.9	70.5	48.6	40.9	64.4	
Wrong	5.9	18.4	25.2	23.0	17.5	
A little bit wrong	3.1	7.9	20.8	25.2	13.3	
Not at all wrong	1.1	3.2	5.4	10.9	4.7	
N of Valid	997	958	901	717	3573	
N of Miss	18	23	15	34	90	

Table 88: How wrong do you think it is for someone your age to: smoke cigarettes?





Response	6	8	10	12	Total	
Very wrong	90.2	77.6	62.8	53.9	72.6	
Wrong	8.2	15.8	23.1	24.0	17.2	
A little bit wrong	0.7	4.3	10.0	14.4	6.8	
Not at all wrong	0.9	2.2	4.1	7.7	3.4	
N of Valid	992	953	898	716	3559	
N of Miss	23	28	18	35	104	

Table 89: How wrong do you think it is for someone your age to: smoke marijuana?





Response	6	8	10	12	Total	
Very wrong	93.1	73.2	52.6	40.8	67.0	
Wrong	4.7	13.8	18.4	17.7	13.2	
A little bit wrong	1.1	7.5	13.4	20.8	9.9	
Not at all wrong	1.1	5.6	15.7	20.8	9.9	
N of Valid	988	950	898	713	3549	
N of Miss	27	31	18	38	114	

Table 90: How wrong do you think it is for someone your age to: use prescription drugs or non-prescription drugs for the purpose of getting high?





Response	6	8	10	12	Total	
Very wrong	94.7	84.0	76.0	69.5	82.0	
Wrong	3.5	11.8	16.3	19.4	12.2	
A little bit wrong	1.2	3.0	5.8	7.6	4.1	
Not at all wrong	0.5	1.3	1.9	3.5	1.7	
N of Valid	986	948	895	715	3544	
N of Miss	29	33	21	36	119	

Table 91: How wrong do you think it is for someone your age to: use synthetic marijuana (K2, spice) or bath salts?





Response	6	8	10	12	Total	
Very wrong	94.5	86.0	84.1	82.2	87.1	
Wrong	3.9	10.9	12.4	11.5	9.5	
A little bit wrong	1.0	1.8	2.4	4.1	2.2	
Not at all wrong	0.6	1.3	1.1	2.2	1.2	
N of Valid	981	951	898	713	3543	
N of Miss	34	30	18	38	120	

Table 92: How wrong do you think it is for someone your age to: use LSD, cocaine, amphetamines or another illegal drug?





Response	6	8	10	12	Total	
Very wrong	95.5	89.9	85.7	81.1	88.6	
Wrong	3.3	7.5	10.0	12.3	7.9	
A little bit wrong	0.7	1.2	3.5	4.1	2.2	
Not at all wrong	0.5	1.5	0.8	2.5	1.2	
N of Valid	978	953	897	714	3542	
N of Miss	37	28	19	37	121	

Table 93: How wrong do you think it is for someone your age to: use e-cigarettes, e-cigars or e-hookahs?





Response	6	8	10	12	Total	
Very wrong	90.6	72.6	47.4	43.8	65.4	
Wrong	6.5	13.8	19.5	14.8	13.4	
A little bit wrong	2.1	8.6	19.2	20.4	11.9	
Not at all wrong	0.7	5.0	13.9	21.0	9.3	
N of Valid	978	955	892	715	3540	
N of Miss	37	26	24	36	123	

Table 94: At school during the past 12 months, did you receive help from the resource teacher, speech therapist or other special education teacher?



Response	6	8	10	12	Total	
No	70.8	84.7	88.9	90.1	82.8	
Yes	29.2	15.3	11.1	9.9	17.2	
N of Valid	933	849	804	629	3215	
N of Miss	82	132	112	122	448	

Table 95: How many times in the past year (12 months) have you: been suspended from school?








Response	6	8	10	12	Total	
Never	91.1	90.7	91.0	94.8	91.7	
1 to 2 times	7.1	7.4	7.1	4.1	6.6	
3 to 5 times	1.3	1.1	1.3	0.7	1.1	
6 to 9 times	0.2	0.2	0.4	0.1	0.3	
10 to 19 times	0.2	0.3	0.1	0.1	0.2	
20 to 29 times	0.0	0.2	0.0	0.0	0.1	
30 to 39 times	0.0	0.0	0.0	0.0	0.0	
40+ times	0.1	0.0	0.0	0.1	0.1	
N of Valid	1001	959	898	709	3567	
N of Miss	14	22	18	42	96	

Table 96: How many times in the past year (12 months) have you: carried a handgun?









Response	6	8	10	12	Total	
Never	96.9	94.6	94.2	95.6	95.4	
1 to 2 times	2.5	3.7	2.8	1.7	2.7	
3 to 5 times	0.2	0.5	1.7	0.8	0.8	
6 to 9 times	0.1	0.5	0.4	0.7	0.4	
10 to 19 times	0.1	0.3	0.3	0.3	0.3	
20 to 29 times	0.1	0.0	0.1	0.3	0.1	
30 to 39 times	0.0	0.0	0.0	0.1	0.0	
40+ times	0.1	0.3	0.4	0.4	0.3	
N of Valid	993	952	895	709	3549	
N of Miss	22	29	21	42	114	

Table 97: How many times in the past year (12 months) have you: sold illegal drugs?









Response	6	8	10	12	Total	
Never	99.5	97.5	94.2	92.5	96.2	
1 to 2 times	0.3	1.2	3.0	2.7	1.7	
3 to 5 times	0.2	0.2	0.6	1.3	0.5	
6 to 9 times	0.0	0.3	0.3	0.7	0.3	
10 to 19 times	0.0	0.5	0.3	0.6	0.3	
20 to 29 times	0.0	0.1	0.1	0.7	0.2	
30 to 39 times	0.0	0.1	0.0	0.4	0.1	
40+ times	0.0	0.1	1.5	1.1	0.6	
N of Valid	984	945	892	702	3523	
N of Miss	31	36	24	49	140	

Table 98: How many times in the past year (12 months) have you: stolen or tried to steal a motor vehicle such as a car or motorcycle?






Response	6	8	10	12	Total	
Never	99.4	98.3	97.8	98.9	98.6	
1 to 2 times	0.3	1.4	1.7	1.0	1.1	
3 to 5 times	0.0	0.1	0.2	0.0	0.1	
6 to 9 times	0.1	0.1	0.1	0.1	0.1	
10 to 19 times	0.0	0.0	0.0	0.0	0.0	
20 to 29 times	0.0	0.0	0.0	0.0	0.0	
30 to 39 times	0.0	0.0	0.0	0.0	0.0	
40+ times	0.2	0.1	0.2	0.0	0.1	
N of Valid	988	952	894	706	3540	
N of Miss	27	29	22	45	123	

Table 99: How many times in the past year (12 months) have you: participated in clubs, organizations or activities at school?









Response	6	8	10	12	Total	
Never	29.0	28.8	23.7	27.0	27.2	
1 to 2 times	29.1	20.3	15.0	13.2	20.0	
3 to 5 times	17.8	15.1	11.4	11.2	14.2	
6 to 9 times	8.8	6.5	9.9	7.8	8.3	
10 to 19 times	4.6	7.3	9.4	8.1	7.2	
20 to 29 times	1.7	3.4	7.2	5.3	4.3	
30 to 39 times	1.6	3.4	2.7	3.0	2.6	
40+ times	7.2	15.2	20.7	24.4	16.2	
N of Valid	975	951	889	704	3519	
N of Miss	40	30	27	47	144	

Table 100: How many times in the past year (12 months) have you: been arrested?









Response	6	8	10	12	Total	
Never	99.0	97.0	94.5	94.7	96.5	
1 to 2 times	0.8	2.1	4.2	4.3	2.7	
3 to 5 times	0.1	0.5	0.7	0.4	0.4	
6 to 9 times	0.1	0.3	0.3	0.3	0.3	
10 to 19 times	0.0	0.0	0.1	0.0	0.0	
20 to 29 times	0.0	0.0	0.0	0.1	0.0	
30 to 39 times	0.0	0.0	0.1	0.0	0.0	
40+ times	0.0	0.0	0.1	0.1	0.1	
N of Valid	984	949	890	704	3527	
N of Miss	31	32	26	47	136	

Table 101: How many times in the past year (12 months) have you: attacked someone with the idea of seriously hurting them?


Response	6	8	10	12	Total	
Never	94.3	91.1	91.6	94.6	92.8	
1 to 2 times	4.1	6.7	6.3	4.0	5.3	
3 to 5 times	0.9	1.1	1.3	1.0	1.1	
6 to 9 times	0.2	0.5	0.1	0.3	0.3	
10 to 19 times	0.1	0.2	0.2	0.0	0.1	
20 to 29 times	0.1	0.1	0.0	0.1	0.1	
30 to 39 times	0.1	0.0	0.0	0.0	0.0	
40+ times	0.1	0.2	0.4	0.0	0.2	
N of Valid	990	959	892	703	3544	
N of Miss	25	22	24	48	119	

Table 102: How many times in the past year (12 months) have you: been drunk or high at school?


Response	6	8	10	12	Total	
Never	99.0	94.7	87.2	84.2	91.9	
1 to 2 times	0.8	2.8	6.3	6.1	3.8	
3 to 5 times	0.1	0.8	1.9	3.7	1.5	
6 to 9 times	0.1	0.3	1.2	1.7	0.8	
10 to 19 times	0.0	0.6	1.2	0.7	0.6	
20 to 29 times	0.0	0.4	0.3	0.6	0.3	
30 to 39 times	0.0	0.0	0.2	0.1	0.1	
40+ times	0.0	0.2	1.6	3.0	1.0	
N of Valid	987	949	891	709	3536	
N of Miss	28	32	25	42	127	

Table 103: How many times in the past year (12 months) have you: taken a handgun to school?






Response	6	8	10	12	Total	
Never	99.8	99.6	99.7	99.1	99.6	
1 to 2 times	0.1	0.2	0.2	0.3	0.2	
3 to 5 times	0.0	0.0	0.0	0.1	0.0	
6 to 9 times	0.1	0.1	0.0	0.0	0.1	
10 to 19 times	0.0	0.0	0.0	0.0	0.0	
20 to 29 times	0.0	0.0	0.0	0.0	0.0	
30 to 39 times	0.0	0.0	0.0	0.0	0.0	
40+ times	0.0	0.1	0.1	0.4	0.1	
N of Valid	978	950	892	703	3523	
N of Miss	37	31	24	48	140	

Table 104: Are you currently on probation, or assigned a probation officer with Juvenile Court?



Response	6	8	10	12	Total	
No	98.8	98.3	96.6	98.4	98.0	
Yes	1.2	1.7	3.4	1.6	2.0	
N of Valid	926	861	813	645	3245	
N of Miss	89	120	103	106	418	

Table 105: Have you ever belonged to a gang?






Response	6	8	10	12	Total	
No	94.7	94.4	93.9	96.1	94.7	
No, but would like to	1.8	1.9	2.2	1.1	1.8	
Yes, in the past	1.7	2.0	2.6	1.5	2.0	
Yes, belong now	1.4	1.6	1.2	1.1	1.3	
Yes, but would like to get out	0.4	0.2	0.1	0.1	0.2	
N of Valid	996	965	898	713	3572	
N of Miss	19	16	18	38	91	

Table 106: If you have ever belonged to a gang, did that gang have a name?




Response	6	8	10	12	Total	
No	9.5	8.2	7.2	12.1	9.1	
Yes	2.0	3.2	3.7	2.6	2.9	
I have never belonged to a gang	88.5	88.6	89.1	85.3	88.0	
N of Valid	998	957	891	701	3547	
N of Miss	17	24	25	50	116	

Table 107: You are at a party at someone's house, and one of your friends offers you a drink containing alcohol. What would you say or do?





Response	6	8	10	12	Total	
Drink it	3.2	14.4	29.7	37.7	19.7	
Tell your friend, 'No thanks, I don't drink' and suggest that you and your friend go and do something else	48.9	41.9	33.6	26.7	38.7	
Just say, 'No thanks' and walk away	27.6	30.1	27.8	27.0	28.2	
Make up a good excuse, tell your friend you had something else to do, and leave	20.3	13.7	8.9	8.6	13.3	
N of Valid	997	958	888	708	3551	
N of Miss	18	23	28	43	112	

Table 108: How often do you attend religious services or activities?





Response	6	8	10	12	Total	
Never	16.7	19.0	16.1	17.4	17.3	
Rarely	21.9	23.3	25.9	33.3	25.6	
1-2 Times a Month	12.8	15.4	12.6	16.5	14.2	
About Once a Week or More	48.6	42.3	45.4	32.8	42.9	
N of Valid	976	953	889	711	3529	
N of Miss	39	28	27	40	134	

Table 109: I think sometimes it's okay to cheat at school.





Response	6	8	10	12	Total	
NO!	68.7	35.4	27.1	20.9	39.8	
no	25.4	44.7	42.0	40.5	37.8	
yes	5.0	17.3	27.7	34.0	19.8	
YES!	0.8	2.6	3.2	4.7	2.6	
N of Valid	995	963	888	709	3555	
N of Miss	20	18	28	42	108	

Table 110: It is important to think before you act.





Response	6	8	10	12	Total	
NO!	2.9	2.4	1.0	2.1	2.2	
no	1.5	3.5	2.4	1.7	2.3	
yes	26.2	41.4	39.3	38.3	36.0	
YES!	69.4	52.7	57.3	57.9	59.6	
N of Valid	989	950	885	707	3531	
N of Miss	26	31	31	44	132	

Table 111: Sometimes I think that life is not worth it.





Response	6	8	10	12	Total	
NO!	54.9	38.1	34.6	38.6	42.0	
no	23.3	25.4	27.9	31.5	26.7	
yes	16.0	24.8	25.3	21.0	21.7	
YES!	5.8	11.6	12.3	8.9	9.6	
N of Valid	973	947	879	705	3504	
N of Miss	42	34	37	46	159	

Table 112: At times I think I am no good at all.

Response	6	8	10	12	Total	
NO!	35.9	26.2	26.4	26.6	29.1	
no	24.0	25.0	22.9	27.2	24.6	
yes	30.4	33.7	35.5	35.2	33.5	
YES!	9.7	15.1	15.1	11.0	12.8	
N of Valid	988	940	878	702	3508	
N of Miss	27	41	38	49	155	

Table 113: All in all, I am inclined to think that I am a failure.

Response	6	8	10	12	Total	
NO!	53.6	35.6	36.2	36.6	41.0	
no	25.8	35.0	32.2	36.9	32.1	
yes	15.3	19.6	20.9	18.0	18.4	
YES!	5.3	9.8	10.7	8.4	8.5	
N of Valid	977	943	880	704	3504	
N of Miss	38	38	36	47	159	

Table 114: In the past year, have you felt depressed or sad MOST days, even if you felt okay sometimes?

Response	6	8	10	12	Total	
NO!	33.1	27.6	23.5	26.8	28.0	
no	24.5	24.2	26.3	28.5	25.7	
yes	28.0	28.1	29.3	28.0	28.3	
YES!	14.4	20.1	21.0	16.7	18.0	
N of Valid	994	948	882	706	3530	
N of Miss	21	33	34	45	133	

Table 115: It is all right to beat up people if they start the fight.


Response	6	8	10	12	Total	
NO!	55.9	32.0	26.7	26.3	36.3	
no	19.3	25.1	26.4	26.8	24.1	
yes	15.5	25.6	29.4	27.4	24.1	
YES!	9.3	17.3	17.5	19.5	15.5	
N of Valid	991	947	879	704	3521	
N of Miss	24	34	37	47	142	

Table 116: I think it is okay to take something without asking if you can get away with it.

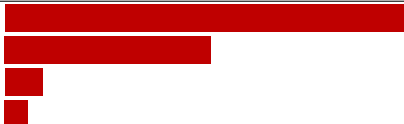
Response	6	8	10	12	Total	
NO!	80.2	59.5	53.5	58.9	63.7	
no	17.1	35.1	39.6	36.6	31.5	
yes	2.0	3.5	5.9	3.0	3.6	
YES!	0.7	1.9	1.0	1.4	1.2	
N of Valid	985	949	883	704	3521	
N of Miss	30	32	33	47	142	

Table 117: Where do you get the most information about living a drug and alcohol free life? Parents/guardians

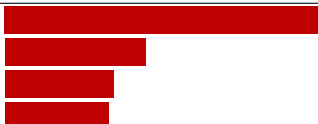
Response	6	8	10	12	Total	
All the time	53.5	49.6	48.2	45.6	49.5	
Most	16.5	19.6	24.5	23.0	20.7	
Some	12.2	15.2	16.2	18.7	15.3	
Very little	17.9	15.5	11.1	12.7	14.5	
N of Valid	929	933	879	701	3442	
N of Miss	86	48	37	50	221	

Table 118: Where do you get the most information about living a drug and alcohol free life? Friends

Response	6	8	10	12	Total	
All the time	18.9	11.9	9.5	10.1	12.8	
Most	13.9	15.2	14.5	16.9	15.0	
Some	20.3	27.4	30.7	29.8	26.8	
Very little	47.0	45.5	45.3	43.2	45.4	
N of Valid	907	915	870	692	3384	
N of Miss	108	66	46	59	279	

Table 119: Where do you get the most information about living a drug and alcohol free life? Family members

Response	6	8	10	12	Total	
All the time	46.2	38.5	34.9	29.5	37.8	
Most	18.6	20.2	24.5	24.4	21.7	
Some	15.5	18.9	20.7	25.3	19.8	
Very little	19.6	22.3	20.0	20.8	20.7	
N of Valid	907	924	871	692	3394	
N of Miss	108	57	45	59	269	

Table 120: Where do you get the most information about living a drug and alcohol free life? School

Response	6	8	10	12	Total	
All the time	52.7	46.8	39.8	36.4	44.5	
Most	18.4	23.6	25.4	22.0	22.4	
Some	10.1	15.2	23.1	25.6	18.0	
Very little	18.7	14.3	11.6	16.0	15.2	
N of Valid	907	927	869	692	3395	
N of Miss	108	54	47	59	268	

Table 121: Where do you get the most information about living a drug and alcohol free life? Internet





Response	6	8	10	12	Total	
All the time	18.1	18.2	12.6	11.5	15.3	
Most	14.3	14.6	14.0	12.8	14.0	
Some	22.8	30.7	34.8	27.1	28.9	
Very little	44.8	36.6	38.7	48.6	41.8	
N of Valid	901	907	866	689	3363	
N of Miss	114	74	50	62	300	

Table 122: Where do you get the most information about living a drug and alcohol free life? TV





Response	6	8	10	12	Total	
All the time	24.6	18.9	13.8	12.9	17.9	
Most	14.3	19.9	14.3	13.8	15.7	
Some	23.2	29.7	34.8	31.8	29.7	
Very little	37.9	31.4	37.2	41.5	36.7	
N of Valid	902	913	863	689	3367	
N of Miss	113	68	53	62	296	

Table 123: Where do you get the most information about living a drug and alcohol free life? Social media





Response	6	8	10	12	Total	
All the time	17.7	16.4	10.0	10.1	13.8	
Most	12.2	13.9	12.9	12.2	12.9	
Some	19.2	26.4	30.5	25.9	25.5	
Very little	50.9	43.3	46.5	51.8	47.9	
N of Valid	875	883	858	691	3307	
N of Miss	140	98	58	60	356	

Table 124: How much do you think people risk harming themselves (physically or in other ways) if they: smoked one or more packs of cigarettes per day?

Response	6	8	10	12	Total
No risk	12.3	8.0	6.6	5.9	8.4
Slight risk	7.2	7.7	7.2	7.7	7.5
Moderate risk	19.8	18.5	18.8	21.7	19.6
Great risk	60.6	65.8	67.5	64.7	64.6
N of Valid	983	942	880	697	3502
N of Miss	32	39	36	54	161

Table 125: How much do you think people risk harming themselves (physically or in other ways) if they: try marijuana once or twice?

Response	6	8	10	12	Total
No risk	15.4	20.5	34.2	44.5	27.3
Slight risk	21.1	29.8	31.2	28.6	27.5
Moderate risk	25.9	22.1	14.5	15.4	19.9
Great risk	37.6	27.6	20.1	11.5	25.3
N of Valid	972	937	877	696	3482
N of Miss	43	44	39	55	181

Table 126: How much do you think people risk harming themselves (physically or in other ways) if they: smoke marijuana once or twice a week?

Response	6	8	10	12	Total
No risk	14.3	15.6	23.7	29.3	20.0
Slight risk	9.0	16.8	21.1	25.5	17.5
Moderate risk	20.5	24.5	25.1	24.8	23.6
Great risk	56.1	43.1	30.1	20.4	38.9
N of Valid	962	925	866	690	3443
N of Miss	53	56	50	61	220

Table 127: How much do you think people risk harming themselves (physically or in other ways) if they: take one or two drinks of an alcoholic beverage (beer, wine, liquor) nearly every day?

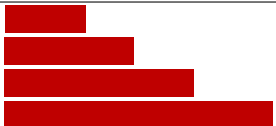
Response	6	8	10	12	Total	
No risk	14.5	10.0	8.5	9.7	10.8	
Slight risk	14.3	18.1	20.8	23.5	18.8	
Moderate risk	26.3	27.8	30.4	31.0	28.7	
Great risk	44.8	44.1	40.3	35.9	41.7	
N of Valid	977	941	875	694	3487	
N of Miss	38	40	41	57	176	

Table 128: How much do you think people risk harming themselves (physically or in other ways) if they: have five or more drinks of an alcoholic beverage once or twice a weekend?

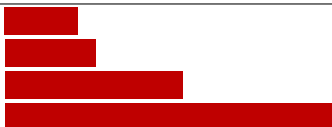
Response	6	8	10	12	Total	
No risk	13.7	8.6	6.4	8.8	9.5	
Slight risk	9.9	9.1	13.6	18.5	12.3	
Moderate risk	21.6	25.9	30.7	30.2	26.8	
Great risk	54.8	56.4	49.3	42.5	51.4	
N of Valid	980	937	874	692	3483	
N of Miss	35	44	42	59	180	

Table 129: How much do you think people risk harming themselves (physically or in other ways) if they: use prescription drugs that are not prescribed to them?


Response	6	8	10	12	Total	
No risk	12.2	8.0	5.2	4.2	7.7	
Slight risk	5.1	7.0	8.7	13.6	8.2	
Moderate risk	16.5	17.0	21.8	22.0	19.1	
Great risk	66.2	68.0	64.3	60.3	65.0	
N of Valid	975	935	872	692	3474	
N of Miss	40	46	44	59	189	

Table 130: How much do you think people risk harming themselves (physically or in other ways) if they: use non-prescription drugs to get high?

Response	6	8	10	12	Total	
No risk	11.5	7.5	6.2	5.2	7.8	
Slight risk	3.7	6.7	6.7	9.2	6.4	
Moderate risk	14.1	16.2	21.1	22.3	18.1	
Great risk	70.7	69.6	66.0	63.3	67.8	
N of Valid	972	932	877	692	3473	
N of Miss	43	49	39	59	190	

Table 131: How much do you think people risk harming themselves (physically or in other ways) if they: use e-cigarettes, e-cigars, or e-hookahs?

Response	6	8	10	12	Total	
No risk	14.3	16.3	26.3	25.6	20.1	
Slight risk	14.7	24.0	32.2	36.5	26.0	
Moderate risk	23.5	23.4	19.4	18.1	21.4	
Great risk	47.4	36.3	22.1	19.8	32.5	
N of Valid	964	931	876	691	3462	
N of Miss	51	50	40	60	201	

Table 132: Have you ever used smokeless tobacco (chew, snuff, plug, dipping tobacco, or chewing tobacco)?

Response	6	8	10	12	Total	
Never	97.4	94.3	90.3	84.8	92.3	
Once or Twice	2.2	4.0	5.4	8.8	4.8	
Once in a while but not regularly	0.2	0.6	1.4	2.9	1.1	
Regularly in the past	0.1	0.8	1.3	1.7	0.9	
Regularly now	0.1	0.2	1.7	1.7	0.9	
N of Valid	997	950	878	690	3515	
N of Miss	18	31	38	61	148	

Table 133: How often have you used smokeless tobacco during the past 30 days?

Response	6	8	10	12	Total	
Not at all	99.3	98.4	96.6	94.8	97.5	
Once or twice	0.5	1.2	1.3	1.9	1.1	
Once or twice per week	0.0	0.2	0.5	0.9	0.3	
Three to five times per week	0.1	0.1	0.2	0.3	0.2	
About once a day	0.1	0.0	0.5	0.9	0.3	
More than once a day	0.0	0.1	1.0	1.3	0.5	
N of Valid	992	946	876	689	3503	
N of Miss	23	35	40	62	160	

Table 134: Have you ever smoked cigarettes?

Response	6	8	10	12	Total	
Never	94.2	88.6	76.2	67.9	83.0	
Once or Twice	5.1	9.3	15.1	18.7	11.4	
Once in a while but not regularly	0.4	1.3	4.0	7.8	3.0	
Regularly in the past	0.3	0.5	2.5	2.6	1.4	
Regularly now	0.0	0.3	2.2	2.9	1.2	
N of Valid	996	949	878	689	3512	
N of Miss	19	32	38	62	151	

Table 135: How frequently have you smoked cigarettes during the past 30 days?

Response	6	8	10	12	Total	
Not at all	99.3	98.0	94.5	90.7	96.1	
Less than one cigarette per day	0.6	1.5	3.1	5.5	2.4	
One to five cigarettes per day	0.0	0.2	1.6	2.0	0.9	
About one-half pack per day	0.0	0.2	0.7	1.0	0.4	
About one pack per day	0.0	0.0	0.0	0.4	0.1	
About one and one-half packs per day	0.1	0.0	0.0	0.0	0.0	
Two packs or more per day	0.0	0.1	0.1	0.3	0.1	
N of Valid	995	949	878	688	3510	
N of Miss	20	32	38	63	153	

Table 136: Which statement best describes rules about smoking inside your home or your family cars?






Response	6	8	10	12	Total	
Smoking is not allowed anywhere inside your home or cars	68.7	70.8	71.2	77.5	71.6	
Smoking is allowed in some places and at some times or in some cars	9.6	9.4	8.5	7.8	8.9	
Smoking is allowed anywhere inside the home or cars	1.7	2.4	3.2	1.9	2.3	
There are no rules about smoking inside the home or cars	2.9	2.6	5.5	6.1	4.1	
I don't know	17.0	14.7	11.6	6.7	13.0	
N of Valid	987	944	872	689	3492	
N of Miss	28	37	44	62	171	

Table 137: Have you ever used e-cigarettes, e-cigars, or e-hookahs?






Response	6	8	10	12	Total	
Never	96.2	86.9	68.6	59.7	79.6	
Once or Twice	2.9	8.8	13.5	18.0	10.1	
Once in a while but not regularly	0.5	1.9	8.9	10.7	5.0	
Regularly in the past	0.0	1.2	3.4	6.7	2.5	
Regularly now	0.3	1.3	5.6	5.0	2.8	
N of Valid	985	944	877	685	3491	
N of Miss	30	37	39	66	172	

Table 138: How frequently have you used e-cigarettes, e-cigars, or e-hookahs?








Response	6	8	10	12	Total	
Not at all	99.0	94.8	83.4	80.2	90.3	
Less than 10 puffs per day	0.6	3.4	9.3	8.9	5.2	
10 to 50 puffs per day	0.2	1.2	3.8	7.0	2.7	
About one-half cartomiser per day	0.0	0.3	1.2	1.5	0.7	
About one cartomiser per day	0.2	0.0	0.7	0.6	0.3	
About one and one-half cartomisers per day	0.0	0.1	0.6	0.9	0.3	
Two cartomisers or more per day	0.0	0.2	1.0	0.9	0.5	
N of Valid	989	938	863	682	3472	
N of Miss	26	43	53	69	191	

Table 139: During this school year, were you taught in any of your classes about the dangers of tobacco use?






Response	6	8	10	12	Total	
Never	27.4	33.3	42.1	55.7	38.2	
Rarely	15.1	21.2	22.8	19.4	19.5	
Sometimes	21.1	23.0	17.5	12.9	19.1	
Often	21.2	13.7	10.9	8.0	14.0	
Almost always	15.2	8.7	6.7	4.0	9.1	
N of Valid	972	933	869	675	3449	
N of Miss	43	48	47	76	214	

Table 140: During the past 12 months, have you participated in any community activities to discourage people your age from using cigarettes, chewing tobacco, snuff, dip or cigars, e-cigarettes, e-cigars, or e-hookahs?






Response	6	8	10	12	Total	
Never	72.3	75.4	76.7	79.0	75.6	
Rarely	11.6	10.6	12.2	10.5	11.3	
Sometimes	8.1	8.1	6.9	7.1	7.6	
Often	4.3	3.5	3.0	2.1	3.3	
Almost always	3.7	2.5	1.2	1.3	2.3	
N of Valid	961	926	867	676	3430	
N of Miss	54	55	49	75	233	

Table 141: Think back over the last two weeks. How many times have you had five or more alcoholic drinks in a row?







Response	6	8	10	12	Total	
None	97.6	94.1	88.5	78.9	90.7	
Once	1.4	3.3	4.6	7.4	3.9	
Twice	0.6	1.5	2.5	3.8	2.0	
3-5 times	0.4	0.6	3.0	5.2	2.0	
6-9 times	0.0	0.1	0.7	1.8	0.5	
10 or more times	0.0	0.3	0.7	2.9	0.8	
N of Valid	987	931	868	679	3465	
N of Miss	28	50	48	72	198	

Table 142: During the past 30 days, how many times did you ride in a car or other vehicle driven by someone who had been drinking alcohol or using drugs to get high?






Response	6	8	10	12	Total	
0 times	90.7	86.3	82.6	77.9	85.0	
1 time	4.4	6.5	6.5	7.6	6.1	
2 or 3 times	2.7	4.2	6.8	6.0	4.8	
4 or 5 times	0.6	0.8	0.9	3.8	1.4	
6 or more times	1.6	2.2	3.2	4.6	2.7	
N of Valid	961	923	868	680	3432	
N of Miss	54	58	48	71	231	

Table 143: During the past 30 days, how many times did you drive a car or other vehicle when you had been drinking alcohol or using drugs to get high?







Response	6	8	10	12	Total	
I did not drive a car in the past 30 days	53.3	61.4	47.2	24.0	48.1	
0 times	45.9	36.4	48.8	62.8	47.4	
1 time	0.6	1.1	2.1	6.0	2.2	
2 or 3 times	0.0	0.4	1.1	3.3	1.0	
4 or 5 times	0.1	0.1	0.5	1.2	0.4	
6 or more times	0.0	0.6	0.4	2.7	0.8	
N of Valid	943	909	853	670	3375	
N of Miss	72	72	63	81	288	

Table 144: If you drank alcohol (not just a sip or taste) in the past year, how did you usually get it?













Response	6	8	10	12	Total	
I did not drink alcohol in the past year	94.2	86.3	69.9	54.6	78.2	
I bought it myself with a fake ID	0.1	0.3	0.2	0.5	0.3	
I bought it myself without a fake ID	0.2	0.1	0.2	1.5	0.4	
I got it from someone I know age 21 or older	0.8	2.3	7.9	19.2	6.6	
I got it from someone I know under age 21	0.2	1.2	5.8	6.9	3.2	
I got it from my brother or sister	0.4	0.9	0.8	1.7	0.9	
I got it from home with my parents' permission	0.6	2.0	2.9	4.8	2.4	
I got it from home without my parents' permission	0.7	2.1	3.8	1.4	2.0	
I got it from another relative	0.4	0.9	2.1	2.6	1.4	
A stranger bought it for me	0.0	0.2	0.7	0.9	0.4	
I took it from a store or shop	0.1	0.1	0.0	0.3	0.1	
Other	2.2	3.7	5.5	5.7	4.1	
N of Valid	963	919	858	663	3403	
N of Miss	52	62	58	88	260	

Table 145: If you drank alcohol (not just a sip or taste) in the past year, where did you usually drink it?











Response	6	8	10	12	Total	
I did not drink alcohol in the past year	95.3	86.8	71.2	55.5	79.2	
At my home	2.5	6.7	10.0	12.0	7.4	
At someone else's home	1.3	4.4	14.6	27.6	10.6	
At an open area like a park, beach, field, back road, woods, or a street corner	0.5	1.0	1.5	1.8	1.2	
At a sporting event or concert	0.0	0.1	0.5	1.1	0.4	
At a restaurant, bar, or a nightclub	0.1	0.3	0.2	0.6	0.3	
At an empty building or a construction site	0.0	0.3	0.1	0.0	0.1	
At a hotel/motel	0.1	0.2	0.5	0.3	0.3	
An a car	0.2	0.1	0.2	0.6	0.3	
At school	0.0	0.1	1.2	0.5	0.4	
N of Valid	957	917	854	659	3387	
N of Miss	58	64	62	92	276	

Table 146: How do you feel about someone your age having one or two drinks of an alcoholic beverage nearly every day?





Response	6	8	10	12	Total	
Neither approve nor disapprove	20.0	28.8	29.0	32.1	27.1	
Somewhat disapprove	6.8	15.7	21.9	26.2	16.9	
Strongly disapprove	57.2	45.9	39.9	34.0	45.2	
Don't know or can't say	16.0	9.6	9.2	7.7	10.9	
N of Valid	944	916	855	673	3388	
N of Miss	71	65	61	78	275	

Table 147: On how many occasions have you had alcoholic beverages (beer, wine or hard liquor) to drink in your lifetime - more than just a few sips?








Response	6	8	10	12	Total	
0	89.6	80.3	59.7	45.2	70.8	
1-2	7.4	11.1	15.5	13.3	11.6	
3-5	1.6	3.7	9.0	10.0	5.7	
6-9	1.0	2.2	4.9	6.6	3.4	
10-19	0.3	1.6	4.9	8.6	3.4	
20-39	0.0	0.5	3.2	4.7	1.9	
40	0.1	0.7	2.8	11.5	3.2	
N of Valid	977	922	863	677	3439	
N of Miss	38	59	53	74	224	

Table 148: On how many occasions have you drunk one of more drinks of an alcoholic beverage during the past 30 days?








Response	6	8	10	12	Total	
0	97.7	93.4	84.1	72.8	88.2	
1-2	1.7	4.5	9.0	11.4	6.2	
3-5	0.3	1.1	4.2	7.1	2.8	
6-9	0.1	0.4	1.3	3.8	1.2	
10-19	0.1	0.2	1.0	2.8	0.9	
20-39	0.0	0.1	0.3	0.7	0.3	
40	0.0	0.2	0.1	1.3	0.4	
N of Valid	972	913	860	676	3421	
N of Miss	43	68	56	75	242	

Table 149: On how many occasions have you used marijuana (grass, pot) or hashish (hash, hash oil) in your lifetime?


Response	6	8	10	12	Total	
0	98.4	90.9	74.9	62.4	83.4	
1-2	1.1	2.8	6.4	7.6	4.2	
3-5	0.1	1.5	4.2	4.7	2.4	
6-9	0.2	1.3	2.6	4.6	2.0	
10-19	0.2	1.1	2.7	4.7	2.0	
20-39	0.0	0.8	3.0	3.6	1.7	
40	0.0	1.5	6.2	12.4	4.4	
N of Valid	974	917	858	675	3424	
N of Miss	41	64	58	76	239	

Table 150: On how many occasions have you used marijuana (grass, pot) or hashish (hash, hash oil) during the past 30 days?


Response	6	8	10	12	Total	
0	99.3	95.3	87.1	82.5	91.9	
1-2	0.6	1.4	4.1	4.9	2.5	
3-5	0.1	1.2	2.7	2.7	1.5	
6-9	0.0	0.9	1.1	1.5	0.8	
10-19	0.0	0.7	2.0	2.4	1.1	
20-39	0.0	0.1	0.9	1.5	0.6	
40	0.0	0.4	2.1	4.6	1.5	
N of Valid	976	916	855	674	3421	
N of Miss	39	65	61	77	242	

Table 151: On how many occasions have you used LSD or other psychedelics in your lifetime?


Response	6	8	10	12	Total	
0	99.6	99.8	98.7	95.8	98.7	
1-2	0.3	0.2	0.9	2.4	0.9	
3-5	0.0	0.0	0.2	1.3	0.3	
6-9	0.1	0.0	0.0	0.0	0.0	
10-19	0.0	0.0	0.1	0.1	0.1	
20-39	0.0	0.0	0.0	0.0	0.0	
40	0.0	0.0	0.0	0.3	0.1	
N of Valid	967	908	860	673	3408	
N of Miss	48	73	56	78	255	

Table 152: On how many occasions have you used LSD or other psychedelics during the past 30 days?

Response	6	8	10	12	Total	
0	99.8	100.0	99.8	98.8	99.6	
1-2	0.1	0.0	0.2	0.9	0.3	
3-5	0.1	0.0	0.0	0.0	0.0	
6-9	0.0	0.0	0.0	0.0	0.0	
10-19	0.0	0.0	0.0	0.3	0.1	
20-39	0.0	0.0	0.0	0.0	0.0	
40	0.0	0.0	0.0	0.0	0.0	
N of Valid	965	909	859	674	3407	
N of Miss	50	72	57	77	256	

Table 153: On how many occasions have you used cocaine or crack in your lifetime?

Response	6	8	10	12	Total	
0	99.6	99.5	98.8	97.8	99.0	
1-2	0.3	0.5	0.7	1.6	0.7	
3-5	0.1	0.0	0.1	0.3	0.1	
6-9	0.0	0.0	0.0	0.3	0.1	
10-19	0.0	0.0	0.1	0.0	0.0	
20-39	0.0	0.0	0.0	0.0	0.0	
40	0.0	0.0	0.2	0.0	0.1	
N of Valid	970	913	860	674	3417	
N of Miss	45	68	56	77	246	

Table 154: On how many occasions have you used cocaine or crack during the past 30 days?

Response	6	8	10	12	Total	
0	99.6	99.8	99.6	99.9	99.7	
1-2	0.4	0.2	0.1	0.1	0.2	
3-5	0.0	0.0	0.0	0.0	0.0	
6-9	0.0	0.0	0.1	0.0	0.0	
10-19	0.0	0.0	0.0	0.0	0.0	
20-39	0.0	0.0	0.0	0.0	0.0	
40	0.0	0.0	0.1	0.0	0.0	
N of Valid	967	916	856	672	3411	
N of Miss	48	65	60	79	252	

Table 155: On how many occasions have you sniffed glue, breathed the contents of an aerosol spray can, or inhaled other gases or sprays, in order to get high in your lifetime?








Response	6	8	10	12	Total	
0	96.4	94.3	95.3	97.5	95.8	
1-2	3.0	3.0	3.0	1.5	2.7	
3-5	0.4	1.3	0.8	0.6	0.8	
6-9	0.2	0.7	0.2	0.3	0.4	
10-19	0.0	0.2	0.0	0.1	0.1	
20-39	0.0	0.1	0.1	0.0	0.1	
40	0.0	0.3	0.5	0.0	0.2	
N of Valid	970	920	856	673	3419	
N of Miss	45	61	60	78	244	

Table 156: On how many occasions have you sniffed glue, breathed the contents of an aerosol spray can, or inhaled other gases or sprays, in order to get high during the past 30 days?







Response	6	8	10	12	Total	
0	98.9	97.9	98.9	99.7	98.8	
1-2	1.1	1.3	0.8	0.3	0.9	
3-5	0.0	0.4	0.1	0.0	0.1	
6-9	0.0	0.1	0.0	0.0	0.0	
10-19	0.0	0.1	0.0	0.0	0.0	
20-39	0.0	0.0	0.0	0.0	0.0	
40	0.0	0.1	0.1	0.0	0.1	
N of Valid	971	915	853	671	3410	
N of Miss	44	66	63	80	253	

Table 157: On how many occasions have you used Daztrex in your lifetime?


Response	6	8	10	12	Total	
0	100.0	100.0	100.0	100.0	100.0	
1-2	0.0	0.0	0.0	0.0	0.0	
3-5	0.0	0.0	0.0	0.0	0.0	
6-9	0.0	0.0	0.0	0.0	0.0	
10-19	0.0	0.0	0.0	0.0	0.0	
20-39	0.0	0.0	0.0	0.0	0.0	
40	0.0	0.0	0.0	0.0	0.0	
N of Valid	970	911	857	672	3410	
N of Miss	45	70	59	79	253	

Table 158: On how many occasions have you used Daztrex during the past 30 days?


Response	6	8	10	12	Total	
0	100.0	100.0	100.0	100.0	100.0	
1-2	0.0	0.0	0.0	0.0	0.0	
3-5	0.0	0.0	0.0	0.0	0.0	
6-9	0.0	0.0	0.0	0.0	0.0	
10-19	0.0	0.0	0.0	0.0	0.0	
20-39	0.0	0.0	0.0	0.0	0.0	
40	0.0	0.0	0.0	0.0	0.0	
N of Valid	968	907	855	669	3399	
N of Miss	47	74	61	82	264	

Table 159: On how many occasions have you used synthetic marijuana (K2, spice) in your lifetime?








Response	6	8	10	12	Total	
0	99.4	98.8	97.9	95.5	98.1	
1-2	0.5	0.7	0.9	2.2	1.0	
3-5	0.1	0.3	0.8	0.7	0.5	
6-9	0.0	0.0	0.0	0.7	0.1	
10-19	0.0	0.1	0.2	0.1	0.1	
20-39	0.0	0.0	0.0	0.6	0.1	
40	0.0	0.1	0.1	0.0	0.1	
N of Valid	965	902	854	671	3392	
N of Miss	50	79	62	80	271	

Table 160: On how many occasions have you used synthetic marijuana (K2, spice) during the past 30 days?






Response	6	8	10	12	Total	
0	100.0	99.3	99.5	99.4	99.6	
1-2	0.0	0.4	0.0	0.4	0.2	
3-5	0.0	0.2	0.2	0.0	0.1	
6-9	0.0	0.0	0.1	0.1	0.1	
10-19	0.0	0.0	0.1	0.0	0.0	
20-39	0.0	0.0	0.0	0.0	0.0	
40	0.0	0.0	0.0	0.0	0.0	
N of Valid	966	910	854	668	3398	
N of Miss	49	71	62	83	265	

Table 161: On how many occasions have you used methamphetamines (meth, speed, crank, crystal meth) in your lifetime?





Response	6	8	10	12	Total	
0	99.7	99.7	99.2	99.3	99.5	
1-2	0.1	0.3	0.7	0.6	0.4	
3-5	0.1	0.0	0.1	0.0	0.1	
6-9	0.0	0.0	0.0	0.0	0.0	
10-19	0.0	0.0	0.0	0.0	0.0	
20-39	0.0	0.0	0.0	0.0	0.0	
40	0.1	0.0	0.0	0.1	0.1	
N of Valid	963	900	853	671	3387	
N of Miss	52	81	63	80	276	

Table 162: On how many occasions have you used methamphetamines (meth, speed, crank, crystal meth) in the past 30 days?




Response	6	8	10	12	Total	
0	99.8	100.0	99.8	99.8	99.9	
1-2	0.1	0.0	0.2	0.2	0.1	
3-5	0.0	0.0	0.0	0.0	0.0	
6-9	0.0	0.0	0.0	0.0	0.0	
10-19	0.0	0.0	0.0	0.0	0.0	
20-39	0.0	0.0	0.0	0.0	0.0	
40	0.1	0.0	0.0	0.0	0.0	
N of Valid	962	906	857	666	3391	
N of Miss	53	75	59	85	272	

Table 163: On how many occasions have you used other chemical products (bath salts, plant food, etc.) in your lifetime?


Response	6	8	10	12	Total	
0	98.6	99.1	99.3	99.4	99.1	
1-2	0.6	0.6	0.2	0.4	0.5	
3-5	0.4	0.1	0.2	0.1	0.2	
6-9	0.0	0.0	0.1	0.0	0.0	
10-19	0.1	0.0	0.0	0.0	0.0	
20-39	0.0	0.0	0.0	0.0	0.0	
40	0.2	0.2	0.1	0.0	0.1	
N of Valid	958	905	854	667	3384	
N of Miss	57	76	62	84	279	

Table 164: On how many occasions have you used other chemical products (bath salts, plant food, etc.) during the past 30 days?


Response	6	8	10	12	Total	
0	99.5	99.3	99.5	99.8	99.5	
1-2	0.4	0.4	0.0	0.2	0.3	
3-5	0.0	0.0	0.5	0.0	0.1	
6-9	0.0	0.0	0.0	0.0	0.0	
10-19	0.0	0.0	0.0	0.0	0.0	
20-39	0.0	0.0	0.0	0.0	0.0	
40	0.1	0.2	0.0	0.0	0.1	
N of Valid	957	909	853	666	3385	
N of Miss	58	72	63	85	278	

Table 165: On how many occasions have you used heroin or other opiates in your lifetime?


Response	6	8	10	12	Total	
0	99.8	99.7	99.4	99.1	99.5	
1-2	0.1	0.3	0.2	0.3	0.2	
3-5	0.0	0.0	0.2	0.3	0.1	
6-9	0.1	0.0	0.0	0.0	0.0	
10-19	0.0	0.0	0.0	0.1	0.0	
20-39	0.0	0.0	0.0	0.0	0.0	
40	0.0	0.0	0.1	0.1	0.1	
N of Valid	956	910	855	669	3390	
N of Miss	59	71	61	82	273	

Table 166: On how many occasions have you used heroin or other opiates during the past 30 days?


Response	6	8	10	12	Total	
0	99.9	99.8	99.9	99.6	99.8	
1-2	0.1	0.2	0.0	0.3	0.1	
3-5	0.0	0.0	0.0	0.0	0.0	
6-9	0.0	0.0	0.1	0.0	0.0	
10-19	0.0	0.0	0.0	0.1	0.0	
20-39	0.0	0.0	0.0	0.0	0.0	
40	0.0	0.0	0.0	0.0	0.0	
N of Valid	950	904	851	667	3372	
N of Miss	65	77	65	84	291	

Table 167: On how many occasions have you used MDMA ('X', 'E', or ecstasy) in your lifetime?


Response	6	8	10	12	Total	
0	99.9	99.9	98.9	98.4	99.3	
1-2	0.1	0.1	0.6	0.6	0.3	
3-5	0.0	0.0	0.4	0.7	0.2	
6-9	0.0	0.0	0.1	0.1	0.1	
10-19	0.0	0.0	0.0	0.0	0.0	
20-39	0.0	0.0	0.0	0.1	0.0	
40	0.0	0.0	0.0	0.0	0.0	
N of Valid	953	904	851	667	3375	
N of Miss	62	77	65	84	288	

Table 168: On how many occasions have you used MDMA ('X', 'E', or ecstasy) during the past 30 days?


Response	6	8	10	12	Total	
0	99.9	99.9	99.6	99.5	99.8	
1-2	0.1	0.1	0.2	0.5	0.2	
3-5	0.0	0.0	0.0	0.0	0.0	
6-9	0.0	0.0	0.0	0.0	0.0	
10-19	0.0	0.0	0.1	0.0	0.0	
20-39	0.0	0.0	0.0	0.0	0.0	
40	0.0	0.0	0.0	0.0	0.0	
N of Valid	959	903	848	664	3374	
N of Miss	56	78	68	87	289	

Table 169: On how many occasions have you taken prescription drugs (such as Valium, Xanax, Ritalin, Adderall, OxyContin, Darvocet, or sleeping pills) not prescribed to you in your lifetime?








Response	6	8	10	12	Total	
0	97.7	95.0	90.6	84.9	92.7	
1-2	1.9	2.7	4.7	4.8	3.4	
3-5	0.1	0.9	1.2	3.0	1.2	
6-9	0.2	0.4	1.5	2.8	1.1	
10-19	0.0	0.4	0.8	0.6	0.4	
20-39	0.0	0.0	0.6	1.2	0.4	
40	0.1	0.6	0.6	2.7	0.9	
N of Valid	962	903	849	667	3381	
N of Miss	53	78	67	84	282	

Table 170: On how many occasions have you taken prescription drugs (such as Valium, Xanax, Ritalin, Adderall, OxyContin, Darvocet, or sleeping pills) not prescribed to you during the past 30 days?








Response	6	8	10	12	Total	
0	98.9	97.7	96.5	93.7	96.9	
1-2	0.7	1.3	1.8	3.3	1.7	
3-5	0.1	0.4	0.9	0.7	0.5	
6-9	0.1	0.2	0.4	1.0	0.4	
10-19	0.0	0.1	0.1	0.6	0.2	
20-39	0.1	0.1	0.1	0.3	0.1	
40	0.1	0.1	0.2	0.3	0.2	
N of Valid	960	906	850	667	3383	
N of Miss	55	75	66	84	280	

Table 171: On how many occasions have you taken non-prescription medicines such as diet pills (for example, Dietac, Dexatrim or Prolamine), stay-awake pills (for example No-Doz, Vivarin, or Wake), or cough or cold medicines (robos, DXM, etc.) to get high in your lifetime?








Response	6	8	10	12	Total	
0	99.1	97.9	96.4	95.8	97.4	
1-2	0.6	0.6	2.0	1.2	1.1	
3-5	0.1	0.9	0.2	1.7	0.7	
6-9	0.0	0.3	0.7	0.8	0.4	
10-19	0.2	0.3	0.4	0.0	0.2	
20-39	0.0	0.0	0.2	0.3	0.1	
40	0.0	0.0	0.1	0.3	0.1	
N of Valid	959	906	853	664	3382	
N of Miss	56	75	63	87	281	

Table 172: On how many occasions have you taken non-prescription medicines such as diet pills (for example, Dietac, Dexatrim or Prolamine), stay-awake pills (for example No-Doz, Vivarin, or Wake), or cough or cold medicines (robos, DXM, etc.) to get high during the past 30 days?







Response	6	8	10	12	Total	
0	99.9	98.7	98.8	98.2	99.0	
1-2	0.1	0.9	0.8	0.8	0.6	
3-5	0.0	0.2	0.0	0.3	0.1	
6-9	0.0	0.2	0.2	0.6	0.2	
10-19	0.0	0.0	0.0	0.0	0.0	
20-39	0.0	0.0	0.1	0.0	0.0	
40	0.0	0.0	0.0	0.2	0.0	
N of Valid	964	907	847	663	3381	
N of Miss	51	74	69	88	282	

Table 173: On how many occasions have you been drunk or very high from drinking alcoholic beverages during the past 30 days?








Response	6	8	10	12	Total	
0	99.0	96.3	90.3	82.4	92.8	
1-2	0.8	2.3	4.7	7.1	3.4	
3-5	0.2	0.9	2.8	4.4	1.9	
6-9	0.0	0.2	0.7	2.6	0.7	
10-19	0.0	0.0	0.4	1.7	0.4	
20-39	0.0	0.1	0.5	0.3	0.2	
40	0.0	0.1	0.6	1.5	0.5	
N of Valid	959	902	848	658	3367	
N of Miss	56	79	68	93	296	

Table 174: On how many occasions have you drunk flavored alcoholic beverages, sometimes called 'alcopops' (like Mike's Hard Lemonade, Smirnoff Ice, Bacardi Breezers, etc.) in your lifetime?








Response	6	8	10	12	Total	
0	96.4	90.9	76.9	65.6	83.9	
1-2	2.8	4.0	8.6	7.5	5.5	
3-5	0.5	3.1	5.9	7.0	3.8	
6-9	0.2	1.1	3.8	5.2	2.3	
10-19	0.0	0.3	2.8	6.6	2.1	
20-39	0.1	0.1	1.1	2.7	0.9	
40	0.0	0.6	0.9	5.4	1.4	
N of Valid	960	908	848	668	3384	
N of Miss	55	73	68	83	279	

Table 175: On how many occasions have you drunk flavored alcoholic beverages, sometimes called 'alcopops' (like Mike's Hard Lemonade, Smirnoff Ice, Bacardi Breezers, etc.) during the past 30 days?








Response	6	8	10	12	Total	
0	98.6	96.3	90.7	82.6	92.9	
1-2	1.2	2.2	4.8	9.6	4.1	
3-5	0.1	0.8	2.2	3.9	1.6	
6-9	0.0	0.2	1.4	2.0	0.8	
10-19	0.0	0.2	0.6	1.4	0.5	
20-39	0.0	0.0	0.1	0.0	0.0	
40	0.0	0.2	0.1	0.6	0.2	
N of Valid	960	902	852	666	3380	
N of Miss	55	79	64	85	283	

Table 176: If you used prescription drugs or over the counter drugs without a doctor telling you to use it or for the purpose of getting high, where did you get these drugs? - Did not use



Response	6	8	10	12	Total	
No	7.6	12.3	14.1	24.2	13.9	
Yes	92.4	87.7	85.9	75.8	86.1	
N of Valid	1015	981	916	751	3663	
N of Miss	0	0	0	0	0	

Table 177: If you used prescription drugs or over the counter drugs without a doctor telling you to use it or for the purpose of getting high, where did you get these drugs? - Bought or took from store or shop



Response	6	8	10	12	Total	
No	99.8	99.8	99.5	99.1	99.6	
Yes	0.2	0.2	0.5	0.9	0.4	
N of Valid	1015	981	916	751	3663	
N of Miss	0	0	0	0	0	

Table 178: If you used prescription drugs or over the counter drugs without a doctor telling you to use it or for the purpose of getting high, where did you get these drugs? -
Got from parents with permission



Response	6	8	10	12	Total	
No	99.3	99.0	98.9	98.4	98.9	
Yes	0.7	1.0	1.1	1.6	1.1	
N of Valid	1015	981	916	751	3663	
N of Miss	0	0	0	0	0	

Table 179: If you used prescription drugs or over the counter drugs without a doctor telling you to use it or for the purpose of getting high, where did you get these drugs? -
Got from home without permission



Response	6	8	10	12	Total	
No	99.7	99.1	98.9	99.3	99.3	
Yes	0.3	0.9	1.1	0.7	0.7	
N of Valid	1015	981	916	751	3663	
N of Miss	0	0	0	0	0	

Table 180: If you used prescription drugs or over the counter drugs without a doctor telling you to use it or for the purpose of getting high, where did you get these drugs? -
Got from relative with permission



Response	6	8	10	12	Total	
No	99.6	99.4	99.5	99.3	99.5	
Yes	0.4	0.6	0.5	0.7	0.5	
N of Valid	1015	981	916	751	3663	
N of Miss	0	0	0	0	0	

Table 181: If you used prescription drugs or over the counter drugs without a doctor telling you to use it or for the purpose of getting high, where did you get these drugs? -
Got from relative without permission



Response	6	8	10	12	Total	
No	99.9	99.9	99.7	99.3	99.7	
Yes	0.1	0.1	0.3	0.7	0.3	
N of Valid	1015	981	916	751	3663	
N of Miss	0	0	0	0	0	

Table 182: If you used prescription drugs or over the counter drugs without a doctor telling you to use it or for the purpose of getting high, where did you get these drugs? -
Got from friend's home with permission



Response	6	8	10	12	Total	
No	99.8	99.6	99.2	98.9	99.4	
Yes	0.2	0.4	0.8	1.1	0.6	
N of Valid	1015	981	916	751	3663	
N of Miss	0	0	0	0	0	

Table 183: If you used prescription drugs or over the counter drugs without a doctor telling you to use it or for the purpose of getting high, where did you get these drugs? -
Got from friend's home without permission



Response	6	8	10	12	Total	
No	99.8	99.7	99.8	99.9	99.8	
Yes	0.2	0.3	0.2	0.1	0.2	
N of Valid	1015	981	916	751	3663	
N of Miss	0	0	0	0	0	

Table 184: If you used prescription drugs or over the counter drugs without a doctor telling you to use it or for the purpose of getting high, where did you get these drugs? -
Got from friend at school



Response	6	8	10	12	Total	
No	99.9	99.9	99.1	98.5	99.4	
Yes	0.1	0.1	0.9	1.5	0.6	
N of Valid	1015	981	916	751	3663	
N of Miss	0	0	0	0	0	

Table 185: If you used prescription drugs or over the counter drugs without a doctor telling you to use it or for the purpose of getting high, where did you get these drugs? -
Got from friend at party



Response	6	8	10	12	Total	
No	99.7	99.7	99.0	98.3	99.2	
Yes	0.3	0.3	1.0	1.7	0.8	
N of Valid	1015	981	916	751	3663	
N of Miss	0	0	0	0	0	

Table 186: If you used prescription drugs or over the counter drugs without a doctor telling you to use it or for the purpose of getting high, where did you get these drugs? -
Got from friend, elsewhere



Response	6	8	10	12	Total	
No	99.8	99.1	97.3	95.9	98.2	
Yes	0.2	0.9	2.7	4.1	1.8	
N of Valid	1015	981	916	751	3663	
N of Miss	0	0	0	0	0	

Table 187: If you used prescription drugs or over the counter drugs without a doctor telling you to use it or for the purpose of getting high, where did you get these drugs? -
Got from internet sale



Response	6	8	10	12	Total	
No	99.9	99.9	99.8	99.7	99.8	
Yes	0.1	0.1	0.2	0.3	0.2	
N of Valid	1015	981	916	751	3663	
N of Miss	0	0	0	0	0	

Table 188: During the last month, about how many marijuana cigarettes, or the equivalent, did you smoke a day, on the average?








Response	6	8	10	12	Total	
None	99.1	94.9	88.2	85.2	92.6	
Less than 1 a day	0.7	2.0	4.0	5.6	2.8	
1 a day	0.1	1.5	2.2	2.9	1.6	
2-3 a day	0.1	0.6	3.1	2.9	1.5	
4-6 a day	0.0	0.3	1.5	2.2	0.9	
7-10 a day	0.0	0.2	0.5	0.5	0.3	
11 or more a day	0.0	0.4	0.5	0.8	0.4	
N of Valid	967	908	849	647	3371	
N of Miss	48	73	67	104	292	

Table 189: How wrong do your friends feel it would be for YOU to: have one or two drinks of an alcoholic beverage nearly every day?





Response	6	8	10	12	Total	
Very wrong	82.2	62.1	48.0	38.7	59.8	
Wrong	10.6	22.9	23.0	24.4	19.7	
A little bit wrong	5.1	9.4	18.1	24.4	13.2	
Not at all wrong	2.2	5.6	10.9	12.4	7.3	
N of Valid	966	904	844	643	3357	
N of Miss	49	77	72	108	306	

Table 190: How wrong do your friends feel it would be for YOU to: smoke tobacco?





Response	6	8	10	12	Total	
Very wrong	86.7	71.0	60.9	46.0	68.2	
Wrong	8.8	19.0	19.5	25.7	17.5	
A little bit wrong	2.7	6.1	11.2	15.3	8.1	
Not at all wrong	1.8	3.9	8.5	13.1	6.2	
N of Valid	966	904	843	642	3355	
N of Miss	49	77	73	109	308	

Table 191: How wrong do your friends feel it would be for YOU to: smoke marijuana?





Response	6	8	10	12	Total	
Very wrong	90.1	65.2	46.1	34.4	61.7	
Wrong	4.9	14.9	16.5	17.8	13.0	
A little bit wrong	2.9	11.3	15.2	18.4	11.2	
Not at all wrong	2.1	8.6	22.2	29.4	14.1	
N of Valid	961	905	843	640	3349	
N of Miss	54	76	73	111	314	

Table 192: How wrong do your friends feel it would be for YOU to: use prescription drugs not prescribed to you?





Response	6	8	10	12	Total	
Very wrong	89.0	76.2	66.7	60.0	74.4	
Wrong	7.1	14.4	19.6	21.2	14.9	
A little bit wrong	2.3	6.0	8.9	10.1	6.5	
Not at all wrong	1.7	3.4	4.8	8.7	4.3	
N of Valid	962	902	840	642	3346	
N of Miss	53	79	76	109	317	

Table 193: How wrong would most adults (over 21) in your neighborhood think it is for kids your age: to use marijuana?





Response	6	8	10	12	Total	
Very wrong	90.1	73.0	65.0	56.6	72.8	
Wrong	7.0	17.8	20.9	24.5	16.7	
A little bit wrong	1.8	6.0	8.8	11.2	6.5	
Not at all wrong	1.1	3.3	5.3	7.6	4.0	
N of Valid	965	890	842	641	3338	
N of Miss	50	91	74	110	325	

Table 194: How wrong would most adults (over 21) in your neighborhood think it is for kids your age: to drink alcohol?





Response	6	8	10	12	Total	
Very wrong	84.4	69.4	61.2	52.7	68.5	
Wrong	10.2	19.1	23.6	25.6	18.9	
A little bit wrong	3.8	7.3	10.4	14.7	8.5	
Not at all wrong	1.6	4.2	4.9	7.0	4.1	
N of Valid	963	887	840	640	3330	
N of Miss	52	94	76	111	333	

Table 195: How wrong would most adults (over 21) in your neighborhood think it is for kids your age: to smoke cigarettes?


Response	6	8	10	12	Total	
Very wrong	85.6	74.4	68.2	57.9	72.9	
Wrong	9.1	16.5	20.1	23.3	16.6	
A little bit wrong	3.4	5.7	7.6	9.7	6.3	
Not at all wrong	1.9	3.4	4.1	9.1	4.2	
N of Valid	959	890	839	639	3327	
N of Miss	56	91	77	112	336	

Table 196: How much do each of the following statements describe your neighborhood? crime and/or drug selling


Response	6	8	10	12	Total	
NO!	79.5	69.7	61.8	61.4	68.9	
no	13.1	21.3	24.1	25.7	20.5	
yes	5.6	7.2	11.0	10.0	8.2	
YES!	1.8	1.8	3.1	2.8	2.3	
N of Valid	952	890	837	638	3317	
N of Miss	63	91	79	113	346	

Table 197: How much do each of the following statements describe your neighborhood? fights

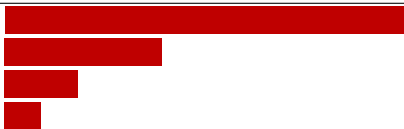
Response	6	8	10	12	Total	
NO!	67.6	63.9	60.5	61.8	63.7	
no	17.2	23.3	26.9	28.3	23.4	
yes	10.8	9.5	9.7	7.5	9.5	
YES!	4.4	3.3	3.0	2.4	3.4	
N of Valid	950	887	837	636	3310	
N of Miss	65	94	79	115	353	

Table 198: How much do each of the following statements describe your neighborhood? lots of empty or abandoned buildings

Response	6	8	10	12	Total	
NO!	73.3	66.0	64.4	64.2	67.3	
no	19.2	25.6	27.2	27.9	24.6	
yes	5.9	6.3	7.0	6.7	6.4	
YES!	1.6	2.2	1.4	1.3	1.6	
N of Valid	944	879	834	631	3288	
N of Miss	71	102	82	120	375	

Table 199: How much do each of the following statements describe your neighborhood? lots of graffiti

Response	6	8	10	12	Total	
NO!	82.7	71.6	70.2	68.0	73.7	
no	12.3	23.6	24.2	26.9	21.2	
yes	3.3	3.5	4.5	4.3	3.8	
YES!	1.7	1.4	1.2	0.8	1.3	
N of Valid	934	887	828	631	3280	
N of Miss	81	94	88	120	383	

Table 200: I feel safe in my neighborhood.

Response	6	8	10	12	Total	
NO!	7.4	6.6	4.7	4.6	5.9	
no	8.0	9.6	8.6	9.4	8.8	
yes	30.9	37.9	40.2	39.1	36.7	
YES!	53.7	45.9	46.5	46.9	48.5	
N of Valid	954	884	836	637	3311	
N of Miss	61	97	80	114	352	

Table 201: If a kid smoked marijuana in your neighborhood would he or she be caught by the police?

Response	6	8	10	12	Total
NO!	7.4	11.1	10.9	16.9	11.1
no	15.8	36.0	47.9	51.2	36.0
yes	31.7	33.2	29.2	23.2	29.8
YES!	45.1	19.7	12.0	8.7	23.1
N of Valid	957	864	828	629	3278
N of Miss	58	117	88	122	385

Table 202: If a kid drank some beer, wine or hard liquor (for example, vodka, whiskey, or gin) in your neighborhood would he or she be caught by the police?

Response	6	8	10	12	Total
NO!	9.1	13.8	15.4	20.7	14.2
no	21.8	41.9	53.6	55.2	41.5
yes	32.1	29.6	22.5	17.4	26.2
YES!	37.0	14.7	8.5	6.7	18.1
N of Valid	954	852	826	627	3259
N of Miss	61	129	90	124	404

Table 203: If a kid carried a handgun in your neighborhood would he or she be caught by the police?

Response	6	8	10	12	Total
NO!	6.9	11.2	8.6	12.5	9.5
no	10.9	21.5	30.0	31.0	22.3
yes	28.9	35.9	35.8	34.6	33.6
YES!	53.3	31.4	25.5	21.9	34.5
N of Valid	958	856	823	625	3262
N of Miss	57	125	93	126	401

Table 204: If you wanted to get some cigarettes, how easy would it be for you to get some?





Response	6	8	10	12	Total	
Very hard	76.9	60.5	40.3	24.2	53.1	
Sort of hard	10.5	16.0	17.6	14.6	14.5	
Sort of easy	7.7	13.5	19.3	18.0	14.2	
Very easy	4.9	10.0	22.7	43.2	18.2	
N of Valid	943	839	823	632	3237	
N of Miss	72	142	93	119	426	

Table 205: If you wanted to get some beer, wine or hard liquor (for example, vodka, whiskey, or gin), how easy would it be for you to get some?





Response	6	8	10	12	Total	
Very hard	74.8	55.5	29.9	22.1	48.1	
Sort of hard	12.0	15.0	17.3	13.2	14.3	
Sort of easy	7.6	15.6	23.9	27.9	17.8	
Very easy	5.6	14.0	28.9	36.8	19.8	
N of Valid	945	836	823	630	3234	
N of Miss	70	145	93	121	429	

Table 206: If you wanted to get a drug like cocaine, LSD, or amphetamines, how easy would it be for you to get some?





Response	6	8	10	12	Total	
Very hard	93.9	85.6	70.0	54.4	77.9	
Sort of hard	3.0	9.1	17.8	25.1	12.7	
Sort of easy	1.9	3.4	6.6	10.3	5.1	
Very easy	1.2	1.9	5.7	10.2	4.3	
N of Valid	937	834	822	630	3223	
N of Miss	78	147	94	121	440	

Table 207: If you wanted to get a handgun, how easy would it be for you to get one?


Response	6	8	10	12	Total	
Very hard	80.8	70.6	60.7	55.9	68.2	
Sort of hard	9.2	12.2	17.2	19.2	14.0	
Sort of easy	5.4	8.5	11.3	11.7	8.9	
Very easy	4.6	8.6	10.7	13.3	8.9	
N of Valid	941	833	820	626	3220	
N of Miss	74	148	96	125	443	

Table 208: If you wanted to get some marijuana, how easy would it be for you to get some?


Response	6	8	10	12	Total	
Very hard	90.5	70.0	41.8	28.0	60.5	
Sort of hard	4.1	9.4	9.6	9.9	8.0	
Sort of easy	2.7	8.9	17.1	18.1	11.0	
Very easy	2.7	11.7	31.6	44.0	20.5	
N of Valid	929	831	814	629	3203	
N of Miss	86	150	102	122	460	

Table 209: If you wanted to get prescription drugs for the purpose of getting high, how easy would it be for you to get some?


Response	6	8	10	12	Total	
Very hard	83.6	71.2	48.2	41.3	63.2	
Sort of hard	7.4	11.6	15.9	19.4	13.0	
Sort of easy	4.5	7.3	16.8	15.1	10.4	
Very easy	4.5	9.8	19.1	24.2	13.4	
N of Valid	934	834	811	629	3208	
N of Miss	81	147	105	122	455	

Table 210: If you wanted to get synthetic marijuana such as K2 or chemical products such as bath salts to get high, how easy would it be for you to get some?


Response	6	8	10	12	Total	
Very hard	93.0	85.2	69.6	61.1	78.8	
Sort of hard	4.2	9.4	14.4	19.4	11.1	
Sort of easy	0.6	3.0	9.2	9.0	5.1	
Very easy	2.2	2.4	6.7	10.5	5.0	
N of Valid	938	829	817	630	3214	
N of Miss	77	152	99	121	449	

Table 211: If you wanted to get steroids to use or to enhance athletic performance, how easy would it be for you to get some?


Response	6	8	10	12	Total	
Very hard	91.8	84.6	70.4	64.1	79.1	
Sort of hard	5.4	8.8	17.1	19.4	12.0	
Sort of easy	1.3	3.5	6.5	8.6	4.6	
Very easy	1.5	3.1	6.0	7.9	4.3	
N of Valid	937	831	814	630	3212	
N of Miss	78	150	102	121	451	

Table 212: If you wanted to get e-cigarettes, e-cigars, or e-hookahs, how easy would it be for you to get some?


Response	6	8	10	12	Total	
Very hard	85.3	72.3	43.5	32.3	60.9	
Sort of hard	7.5	9.1	12.1	9.7	9.5	
Sort of easy	3.5	8.0	14.0	14.3	9.5	
Very easy	3.6	10.6	30.4	43.7	20.1	
N of Valid	932	824	812	629	3197	
N of Miss	83	157	104	122	466	

Table 213: During the past 12 months, have you participated in any alcohol prevention programs or seen any alcohol prevention messages in your school or community? Yes, a school-based program focused on preventing underage drinking and/or drinking and driving.



Response	6	8	10	12	Total	
No	79.3	88.5	87.4	90.7	86.1	
Yes	20.7	11.5	12.6	9.3	13.9	
N of Valid	1015	981	916	751	3663	
N of Miss	0	0	0	0	0	

Table 214: During the past 12 months, have you participated in any alcohol prevention programs or seen any alcohol prevention messages in your school or community? Yes, a community-based program focused on preventing underage drinking and/or drinking and driving (for example, through your church or temple or through youth groups like Boys and Girls Club or 4-H).



Response	6	8	10	12	Total	
No	90.5	95.5	95.0	96.5	94.2	
Yes	9.5	4.5	5.0	3.5	5.8	
N of Valid	1015	981	916	751	3663	
N of Miss	0	0	0	0	0	

Table 215: During the past 12 months, have you participated in any alcohol prevention programs or seen any alcohol prevention messages in your school or community? Yes, a media campaign addressing underage drinking and/or drinking and driving (for example, newspaper ads, posters, pamphlets, radio, TV).



Response	6	8	10	12	Total	
No	88.0	90.9	91.5	91.5	90.4	
Yes	12.0	9.1	8.5	8.5	9.6	
N of Valid	1015	981	916	751	3663	
N of Miss	0	0	0	0	0	

Table 216: During the past 12 months, have you participated in any alcohol prevention programs or seen any alcohol prevention messages in your school or community? No



Response	6	8	10	12	Total	
No	38.8	35.0	31.7	34.2	35.1	
Yes	61.2	65.0	68.3	65.8	64.9	
N of Valid	1015	981	916	751	3663	
N of Miss	0	0	0	0	0	

Table 217: How wrong do your parents feel it would be for YOU to: have one or two drinks of an alcoholic beverage nearly every day?

Response	6	8	10	12	Total	
Very wrong	91.4	87.6	83.5	76.9	85.6	
Wrong	6.2	8.5	10.2	15.6	9.6	
A little bit wrong	2.0	3.1	4.9	5.2	3.6	
Not at all wrong	0.4	0.8	1.5	2.4	1.2	
N of Valid	964	868	824	635	3291	
N of Miss	51	113	92	116	372	

Table 218: How wrong do your parents feel it would be for YOU to: smoke tobacco?

Response	6	8	10	12	Total	
Very wrong	94.7	91.8	87.4	81.1	89.5	
Wrong	3.9	5.4	8.7	12.1	7.1	
A little bit wrong	0.5	2.1	2.7	3.9	2.1	
Not at all wrong	0.9	0.7	1.2	2.8	1.3	
N of Valid	960	864	824	634	3282	
N of Miss	55	117	92	117	381	

Table 219: How wrong do your parents feel it would be for YOU to: smoke marijuana?

Response	6	8	10	12	Total	
Very wrong	96.6	88.9	82.7	77.8	87.4	
Wrong	1.8	5.9	7.4	10.0	5.9	
A little bit wrong	0.9	3.5	6.0	7.9	4.2	
Not at all wrong	0.6	1.7	3.9	4.3	2.5	
N of Valid	950	864	820	630	3264	
N of Miss	65	117	96	121	399	

Table 220: How wrong do your parents feel it would be for YOU to: use prescription drugs not prescribed to you?





Response	6	8	10	12	Total	
Very wrong	95.8	91.9	89.9	88.6	91.9	
Wrong	2.7	5.9	6.8	7.6	5.5	
A little bit wrong	0.8	1.4	2.3	3.2	1.8	
Not at all wrong	0.6	0.8	1.0	0.6	0.8	
N of Valid	958	862	821	632	3273	
N of Miss	57	119	95	119	390	

Table 221: How wrong do your parents feel it would be for YOU to: steal something worth more than \$5?





Response	6	8	10	12	Total	
Very wrong	85.7	81.8	81.3	85.9	83.6	
Wrong	10.0	14.6	13.7	11.7	12.5	
A little bit wrong	3.4	2.6	3.9	1.9	3.0	
Not at all wrong	0.8	1.0	1.1	0.5	0.9	
N of Valid	957	859	819	631	3266	
N of Miss	58	122	97	120	397	

Table 222: How wrong do your parents feel it would be for YOU to: draw graffiti, write things, or draw pictures on buildings or other property (without the owner's permission)?





Response	6	8	10	12	Total	
Very wrong	91.8	85.8	86.1	85.4	87.6	
Wrong	5.7	10.1	10.2	9.8	8.8	
A little bit wrong	1.9	2.8	2.9	3.6	2.7	
Not at all wrong	0.6	1.3	0.7	1.1	0.9	
N of Valid	962	858	820	632	3272	
N of Miss	53	123	96	119	391	

Table 223: How wrong do your parents feel it would be for YOU to: pick a fight with someone?

Response	6	8	10	12	Total	
Very wrong	74.0	62.6	64.5	64.6	66.8	
Wrong	18.3	23.7	24.0	21.3	21.7	
A little bit wrong	5.5	10.7	9.6	12.0	9.1	
Not at all wrong	2.3	2.9	1.9	2.1	2.3	
N of Valid	953	851	822	633	3259	
N of Miss	62	130	94	118	404	

Table 224: During the past 12 months, have you talked with at least one of your parents about the dangers of underage drinking and/or drinking and driving? By parents, we mean either your biological parents, adoptive parents, stepparents, or adult guardians - whether or not they live with you.

Response	6	8	10	12	Total	
No	47.5	54.5	48.9	56.4	51.4	
Yes	52.5	45.5	51.1	43.6	48.6	
N of Valid	936	846	810	629	3221	
N of Miss	79	135	106	122	442	

Table 225: The rules in my family are clear.

Response	6	8	10	12	Total	
NO!	2.2	3.4	1.6	1.9	2.3	
no	4.5	7.8	7.1	7.6	6.6	
yes	26.5	38.2	39.6	41.3	35.7	
YES!	66.8	50.6	51.7	49.2	55.3	
N of Valid	954	856	815	634	3259	
N of Miss	61	125	101	117	404	

Table 226: People in my family have serious arguments about the same things, and often insult or yell at each other.

Response	6	8	10	12	Total	
NO!	39.0	27.7	25.2	25.9	30.0	
no	34.8	40.5	39.7	42.4	39.0	
yes	18.2	23.2	26.1	21.8	22.2	
YES!	8.0	8.6	8.9	9.9	8.8	
N of Valid	947	841	816	629	3233	
N of Miss	68	140	100	122	430	

Table 227: When I am not at home, one of my parents knows where I am and who I am with.

Response	6	8	10	12	Total	
NO!	4.0	3.5	2.0	3.8	3.3	
no	3.0	4.5	5.6	9.9	5.4	
yes	23.9	35.9	38.9	43.2	34.6	
YES!	69.1	56.0	53.5	43.2	56.7	
N of Valid	941	846	817	628	3232	
N of Miss	74	135	99	123	431	

Table 228: My family has clear rules about alcohol and drug use.

Response	6	8	10	12	Total	
NO!	2.8	4.4	1.8	2.4	2.9	
no	4.6	6.8	10.5	12.1	8.1	
yes	15.6	28.3	29.9	35.1	26.3	
YES!	77.0	60.5	57.8	50.4	62.6	
N of Valid	936	840	812	627	3215	
N of Miss	79	141	104	124	448	

Table 229: If you skipped school would you be caught by your parents?

Response	6	8	10	12	Total
NO!	2.7	4.0	2.2	4.8	3.3
no	3.5	6.6	9.9	14.0	8.0
yes	18.1	29.2	30.6	33.2	27.1
YES!	75.7	60.1	57.2	48.1	61.6
N of Valid	946	843	806	630	3225
N of Miss	69	138	110	121	438

Table 230: My parents ask if I've gotten my homework done.

Response	6	8	10	12	Total
NO!	2.7	6.5	5.8	10.0	5.9
no	5.9	12.0	19.0	25.9	14.7
yes	24.0	32.7	36.5	32.1	31.0
YES!	67.3	48.8	38.6	32.0	48.4
N of Valid	946	844	810	629	3229
N of Miss	69	137	106	122	434

Table 231: Would your parents know if you did not come home on time?

Response	6	8	10	12	Total
NO!	2.7	4.6	2.9	4.0	3.5
no	6.3	8.8	12.2	13.5	9.8
yes	21.5	32.2	34.0	36.3	30.3
YES!	69.5	54.4	51.0	46.2	56.4
N of Valid	942	839	804	628	3213
N of Miss	73	142	112	123	450

Table 232: Do you know how to properly dispose of leftover prescription drugs?



Response	6	8	10	12	Total	
No	76.8	73.2	72.1	64.1	72.1	
Yes	23.2	26.8	27.9	35.9	27.9	
N of Valid	892	817	780	613	3102	
N of Miss	123	164	136	138	561	

Table 233: Have any of your brothers or sisters ever: drunk beer, wine or hard liquor (for example, vodka, whiskey or gin)?




Response	6	8	10	12	Total	
No	79.7	62.8	51.7	41.3	60.8	
Yes	17.2	31.5	43.5	52.0	34.3	
I don't have any brothers or sisters	3.1	5.8	4.8	6.7	4.9	
N of Valid	941	833	812	625	3211	
N of Miss	74	148	104	126	452	

Table 234: Have any of your brothers or sisters ever: smoked marijuana?




Response	6	8	10	12	Total	
No	91.1	79.1	67.3	55.6	75.1	
Yes	5.8	14.9	28.0	38.0	20.0	
I don't have any brothers or sisters	3.2	6.0	4.7	6.4	4.9	
N of Valid	939	837	811	624	3211	
N of Miss	76	144	105	127	452	

Table 235: Have any of your brothers or sisters ever: smoked cigarettes?




Response	6	8	10	12	Total	
No	84.8	75.8	70.8	61.6	74.4	
Yes	12.0	18.6	24.4	31.7	20.7	
I don't have any brothers or sisters	3.2	5.6	4.9	6.8	4.9	
N of Valid	937	828	804	622	3191	
N of Miss	78	153	112	129	472	

Table 236: Have any of your brothers or sisters ever: taken a handgun to school?




Response	6	8	10	12	Total	
No	95.6	93.4	94.2	91.6	93.9	
Yes	1.2	1.0	1.0	1.9	1.2	
I don't have any brothers or sisters	3.2	5.6	4.8	6.5	4.9	
N of Valid	941	834	806	618	3199	
N of Miss	74	147	110	133	464	

Table 237: Have any of your brothers or sisters ever: been suspended or expelled from school?




Response	6	8	10	12	Total	
No	78.0	72.3	69.9	68.0	72.5	
Yes	18.8	22.3	25.4	25.6	22.7	
I don't have any brothers or sisters	3.2	5.4	4.7	6.4	4.8	
N of Valid	939	826	804	621	3190	
N of Miss	76	155	112	130	473	

Table 238: Have any of your brothers or sisters ever: used e-cigarettes, e-cigars or e-hookahs?




Response	6	8	10	12	Total	
No	89.0	80.6	70.2	64.8	77.3	
Yes	7.9	13.7	24.9	28.5	17.7	
I don't have any brothers or sisters	3.1	5.7	4.8	6.6	4.9	
N of Valid	928	824	806	620	3178	
N of Miss	87	157	110	131	485	

Table 239: Have any of your brothers or sisters ever: used prescription drugs not prescribed to him/her?




Response	6	8	10	12	Total	
No	93.8	87.7	85.0	79.2	87.2	
Yes	2.9	6.7	10.3	14.1	7.9	
I don't have any brothers or sisters	3.3	5.6	4.7	6.8	4.9	
N of Valid	940	824	804	619	3187	
N of Miss	75	157	112	132	476	

Table 240: Have you changed homes in the past year (the last 12 months)?



Response	6	8	10	12	Total	
No	70.2	74.9	79.0	83.3	76.2	
Yes	29.8	25.1	21.0	16.7	23.8	
N of Valid	957	850	806	622	3235	
N of Miss	58	131	110	129	428	

Table 241: How many times have you changed homes since kindergarten?






Response	6	8	10	12	Total	
Never	37.5	35.4	30.2	29.8	33.6	
1 or 2 times	30.1	30.9	31.6	30.6	30.8	
3 or 4 times	18.0	18.3	20.1	19.3	18.8	
5 or 6 times	7.9	8.0	8.9	9.1	8.4	
7 or more times	6.5	7.3	9.2	11.2	8.3	
N of Valid	952	845	807	627	3231	
N of Miss	63	136	109	124	432	

Table 242: Have you changed schools (including changing from elementary to middle and middle to high school) in the past year?



Response	6	8	10	12	Total	
No	75.4	66.1	30.1	77.8	62.1	
Yes	24.6	33.9	69.9	22.2	37.9	
N of Valid	939	836	803	622	3200	
N of Miss	76	145	113	129	463	

Table 243: How many times have you changed schools since kindergarten (including changing from elementary to middle and middle to high school)?






Response	6	8	10	12	Total	
Never	46.9	21.1	16.5	16.2	26.6	
1 or 2 times	30.8	45.1	32.8	29.9	34.9	
3 or 4 times	13.9	18.6	31.7	32.6	23.2	
5 or 6 times	5.0	8.9	10.0	12.7	8.7	
7 or more times	3.5	6.3	9.1	8.7	6.6	
N of Valid	945	843	802	623	3213	
N of Miss	70	138	114	128	450	

Table 244: Has anyone in your family ever had severe alcohol or drug problems?



Response	6	8	10	12	Total	
No	76.0	66.2	57.7	57.4	65.2	
Yes	24.0	33.8	42.3	42.6	34.8	
N of Valid	940	831	802	620	3193	
N of Miss	75	150	114	131	470	

Table 245: About how many adults (over 21) have you known personally who in the past year have: used marijuana, crack, cocaine, or other drugs?






Response	6	8	10	12	Total	
0	82.0	70.0	60.6	47.8	66.9	
1	9.3	14.1	15.8	17.8	13.8	
2	3.7	5.5	8.1	11.7	6.8	
3-4	2.8	4.5	7.6	10.9	6.0	
5	2.2	6.0	7.9	11.7	6.5	
N of Valid	945	822	802	623	3192	
N of Miss	70	159	114	128	471	

Table 246: About how many adults (over 21) have you known personally who in the past year have: sold or dealt drugs?






Response	6	8	10	12	Total	
0	89.5	81.9	71.8	64.1	78.1	
1	5.5	8.7	12.3	13.6	9.6	
2	3.0	3.3	7.1	9.3	5.3	
3-4	1.1	2.8	3.9	5.6	3.1	
5	1.0	3.3	4.9	7.4	3.8	
N of Valid	940	824	794	624	3182	
N of Miss	75	157	122	127	481	

Table 247: About how many adults (over 21) have you known personally who in the past year have: done other things that could get them in trouble with the police, like stealing, selling stolen goods, mugging or assaulting others, etc.?






Response	6	8	10	12	Total	
0	85.4	78.3	68.9	67.1	75.9	
1	8.8	10.2	15.2	12.5	11.5	
2	3.3	4.4	6.1	6.7	5.0	
3-4	1.0	3.5	4.6	5.9	3.5	
5	1.5	3.5	5.1	7.7	4.1	
N of Valid	939	821	798	623	3181	
N of Miss	76	160	118	128	482	

Table 248: About how many adults (over 21) have you known personally who in the past year have: gotten drunk or high?






Response	6	8	10	12	Total	
0	64.0	50.8	34.9	28.5	46.3	
1	19.3	19.8	20.5	16.4	19.2	
2	5.9	9.2	12.6	11.6	9.6	
3-4	4.9	7.8	9.1	12.7	8.2	
5	5.9	12.4	22.8	30.9	16.7	
N of Valid	934	824	799	622	3179	
N of Miss	81	157	117	129	484	

Table 249: Have you seen or heard information about underage drinking in the past 12 months from the following sources? Radio



Response	6	8	10	12	Total	
No	67.7	62.3	66.1	68.4	66.0	
Yes	32.3	37.7	33.9	31.6	34.0	
N of Valid	949	828	817	636	3230	
N of Miss	66	153	99	115	433	

Table 250: Have you seen or heard information about underage drinking in the past 12 months from the following sources? TV.



Response	6	8	10	12	Total	
No	40.5	38.2	39.2	45.7	40.6	
Yes	59.5	61.8	60.8	54.3	59.4	
N of Valid	946	824	816	633	3219	
N of Miss	69	157	100	118	444	

Table 251: Have you seen or heard information about underage drinking in the past 12 months from the following sources? Print. This includes information on underage drinking you may have seen in the newspaper, on a billboard, in pamphlets, on stickers, etc.



Response	6	8	10	12	Total	
No	63.2	59.0	55.7	59.2	59.4	
Yes	36.8	41.0	44.3	40.8	40.6	
N of Valid	938	824	812	632	3206	
N of Miss	77	157	104	119	457	

Table 252: Have you seen or heard information about underage drinking in the past 12 months from the following sources? Website or social media? (Facebook, Myspace, website, etc.)



Response	6	8	10	12	Total	
No	54.1	42.7	39.4	46.2	45.9	
Yes	45.9	57.3	60.6	53.8	54.1	
N of Valid	949	826	813	632	3220	
N of Miss	66	155	103	119	443	

Table 253: The next questions ask about your opinions of the information you saw or heard. If you have seen or heard more than one ad, please think about your favorite ad when answering these questions. The information about underage drinking that I saw or heard was convincing.

Response	6	8	10	12	Total	
NO!	27.4	17.6	14.2	13.7	18.8	
no	8.0	15.8	24.7	21.8	17.0	
yes	15.6	27.3	30.9	29.1	25.1	
YES!	20.8	15.2	12.6	10.9	15.3	
I have not seen or heard any ads about underage drinking in the past 12 months.	28.2	24.1	17.6	24.5	23.7	
N of Valid	932	814	802	633	3181	
N of Miss	83	167	114	118	482	

Table 254: The next questions ask about your opinions of the information you saw or heard. If you have seen or heard more than one ad, please think about your favorite ad when answering these questions. The information about underage drinking that I saw or heard grabbed my attention.

Response	6	8	10	12	Total	
NO!	24.1	17.6	13.1	13.3	17.5	
no	13.6	19.4	28.2	24.1	20.9	
yes	15.1	25.3	29.1	27.3	23.7	
YES!	20.5	15.0	12.9	10.6	15.2	
I have not seen or heard any ads about underage drinking in the past 12 months.	26.8	22.7	16.6	24.7	22.8	
N of Valid	929	809	800	631	3169	
N of Miss	86	172	116	120	494	

Table 255: The next questions ask about your opinions of the information you saw or heard. If you have seen or heard more than one ad, please think about your favorite ad when answering these questions. The information about underage drinking that I saw or heard said something important to me.

Response	6	8	10	12	Total	
NO!	25.2	18.5	13.9	14.1	18.4	
no	10.2	21.5	29.4	26.5	21.2	
yes	14.1	22.2	26.8	23.4	21.2	
YES!	21.9	15.0	13.1	10.9	15.7	
I have not seen or heard any ads about underage drinking in the past 12 months.	28.6	22.8	16.9	25.1	23.5	
N of Valid	922	800	800	633	3155	
N of Miss	93	181	116	118	508	

Table 256: The next questions ask about your opinions of the information you saw or heard. If you have seen or heard more than one ad, please think about your favorite ad when answering these questions. Seeing or hearing this information about underage drinking made me want to stop or decrease my drinking.










Response	6	8	10	12	Total	
NO!	26.2	20.1	16.4	15.9	20.0	
no	5.0	13.7	22.5	24.4	15.8	
yes	5.3	15.1	19.6	18.6	14.3	
YES!	16.9	18.7	17.8	11.9	16.6	
I have not seen or heard any ads about underage drinking in the past 12 months.	46.6	32.4	23.6	29.2	33.4	
N of Valid	842	775	785	623	3025	
N of Miss	173	206	131	128	638	

Table 257: How honest were you in filling out this survey?

Response	6	8	10	12	Total	
I was very honest	83.5	72.5	77.0	76.1	77.6	
I was honest pretty much of the time	13.6	21.7	18.6	18.6	17.9	
I was honest some of the time	2.2	4.8	3.5	3.8	3.5	
I was honest once in a while	0.7	1.0	0.9	1.6	1.0	
I was not honest at all	0.0	0.0	0.0	0.0	0.0	
N of Valid	961	834	810	635	3240	
N of Miss	54	147	106	116	423	