

2013 APNA

Arkansas Prevention Needs Assessment Student Survey



Sebastian County Tables

Arkansas Department of Human Services
Division of Behavioral Health Services
Prevention Services

Conducted by International Survey Associates dba Pride Surveys

Contents

1	INTRODUCTION	10
2	PERCENTAGE TABLES	15

List of Tables

1	Sex	16
2	Age	16
3	Are you Hispanic or Latino?	16
4	What is your race? Black or African American	17
5	What is your race? Asian	17
6	What is your race? American Indian	17
7	What is your race? Alaska Native	17
8	What is your race? White	18
9	What is your race? Native Hawaiian or Other Pacific Islander	18
10	What is your race? Other	18
11	What is the highest level of schooling completed by your mother or father?	19
12	Think of where you live most of the time. Which of the following people live there with you? Mother	19
13	Think of where you live most of the time. Which of the following people live there with you? Stepmother	19
14	Think of where you live most of the time. Which of the following people live there with you? Foster Mother	20
15	Think of where you live most of the time. Which of the following people live there with you? Grandmother	20
16	Think of where you live most of the time. Which of the following people live there with you? Aunt	20
17	Think of where you live most of the time. Which of the following people live there with you? Father	20
18	Think of where you live most of the time. Which of the following people live there with you? Stepfather	21
19	Think of where you live most of the time. Which of the following people live there with you? Foster Father	21
20	Think of where you live most of the time. Which of the following people live there with you? Grandfather	21
21	Think of where you live most of the time. Which of the following people live there with you? Uncle	21
22	Think of where you live most of the time. Which of the following people live there with you? Other Adults	22
23	Think of where you live most of the time. Which of the following people live there with you? Brother(s)	22
24	Think of where you live most of the time. Which of the following people live there with you? Stepbrother(s)	22
25	Think of where you live most of the time. Which of the following people live there with you? Sister(s)	22
26	Think of where you live most of the time. Which of the following people live there with you? Stepsister(s)	23

27	Think of where you live most of the time. Which of the following people live there with you? Other Children	23
28	In my school, students have lots of chances to help decide things like class activities and rules.	23
29	Teachers ask me to work on special classroom projects.	23
30	My teacher(s) notices when I am doing a good job and lets me know about it.	24
31	There are lots of chances for students in my school to get involved in sports, clubs, and other school activities outside of class.	24
32	There are lots of chances for students in my school to talk with a teacher one-on-one.	24
33	I feel safe at my school.	25
34	The school lets my parents know when I have done something well.	25
35	My teachers praise me when I work hard in school.	25
36	Are your school grades better than the grades of most students in your class?	26
37	I have lots of chances to be part of class discussions or activities.	26
38	Now thinking back over the past year in school, how often did you: enjoy being in school?	26
39	Now thinking back over the past year in school, how often did you: hate being in school?	27
40	Now thinking back over the past year in school, how often did you: try to do your best work in school?	27
41	How often do you feel that the school work you are assigned is meaningful and important?	27
42	Putting them all together, what were your grades like last year?	28
43	How important do you think the things you are learning in school are going to be for your later life?	28
44	How interesting are most of your courses to you?	28
45	During the LAST FOUR WEEKS how many whole days of school have you missed because you skipped or 'cut'?	29
46	What are the chances you would be seen as cool if you: smoked cigarettes?	29
47	What are the chances you would be seen as cool if you: worked hard at school?	29
48	What are the chances you would be seen as cool if you: began drinking alcoholic beverages regularly, that is, at least once or twice a month?	30
49	What are the chances you would be seen as cool if you: defended someone who was being verbally abused at school?	30
50	What are the chances you would be seen as cool if you: smoked marijuana?	30
51	What are the chances you would be seen as cool if you: carried a handgun?	31

52	Think of your four best friends (the friends you feel closest to). In the past year (12 months), how many of your best friends have: participated in clubs, organizations or activities at school?	31
53	Think of your four best friends (the friends you feel closest to). In the past year (12 months), how many of your best friends have: smoked cigarettes?	31
54	Think of your four best friends (the friends you feel closest to). In the past year (12 months), how many of your best friends have: tried beer, wine or hard liquor (for example, vodka, whiskey, or gin) when their parents didn't know about it?	32
55	Think of your four best friends (the friends you feel closest to). In the past year (12 months), how many of your best friends have: made a commitment to stay drug-free?	32
56	Think of your four best friends (the friends you feel closest to). In the past year (12 months), how many of your best friends have: used marijuana?	32
57	Think of your four best friends (the friends you feel closest to). In the past year (12 months), how many of your best friends have: used prescription drugs or non-prescription drugs for the purposes of getting high?	33
58	Think of your four best friends (the friends you feel closest to). In the past year (12 months), how many of your best friends have: used synthetic marijuana (K2, spice) or bath salts?	33
59	Think of your four best friends (the friends you feel closest to). In the past year (12 months), how many of your best friends have: used LSD, cocaine, amphetamines, or other illegal drugs?	33
60	Think of your four best friends (the friends you feel closest to). In the past year (12 months), how many of your best friends have: tried to do well in school?	34
61	Think of your four best friends (the friends you feel closest to). In the past year (12 months), how many of your best friends have: been suspended from school?	34
62	Think of your four best friends (the friends you feel closest to). In the past year (12 months), how many of your best friends have: liked school?	34
63	Think of your four best friends (the friends you feel closest to). In the past year (12 months), how many of your best friends have: carried a handgun?	35
64	Think of your four best friends (the friends you feel closest to). In the past year (12 months), how many of your best friends have: sold illegal drugs?	35
65	Think of your four best friends (the friends you feel closest to). In the past year (12 months), how many of your best friends have: regularly attended religious services?	35

66	Think of your four best friends (the friends you feel closest to). In the past year (12 months), how many of your best friends have: stolen or tried to steal a motor vehicle such as a car or motorcycle?	36
67	Think of your four best friends (the friends you feel closest to). In the past year (12 months), how many of your best friends have: been arrested?	36
68	Think of your four best friends (the friends you feel closest to). In the past year (12 months), how many of your best friends have: dropped out of school?	36
69	Think of your four best friends (the friends you feel closest to). In the past year (12 months), how many of your best friends have: been members of a gang?	37
70	How old were you when you first: smoked marijuana?	37
71	How old were you when you first: smoked a cigarette, even just a puff?	38
72	How old were you when you first: had more than a sip or two of beer, wine or hard liquor (for example, vodka, whiskey, or gin)?	38
73	How old were you when you first: began drinking alcoholic beverages regularly, that is, at least once or twice a month?	39
74	How old were you when you first: used Daztrex?	39
75	How old were you when you first: got suspended from school?	40
76	How old were you when you first: got arrested?	40
77	How old were you when you first: carried a handgun?	41
78	How old were you when you first: attacked someone with the idea of seriously hurting them?	41
79	How old were you when you first: belonged to a gang?	42
80	How wrong do you think it is for someone your age to: take a handgun to school?	42
81	How wrong do you think it is for someone your age to: steal anything worth more than \$5?	42
82	How wrong do you think it is for someone your age to: pick a fight with someone?	43
83	How wrong do you think it is for someone your age to: attack someone with the idea of seriously hurting them?	43
84	How wrong do you think it is for someone your age to: stay away from school all day when their parents think they are at school?	43
85	How wrong do you think it is for someone your age to: drink beer, wine or hard liquor (for example, vodka, whiskey, or gin) regularly?	44
86	How wrong do you think it is for someone your age to: smoke cigarettes?	44
87	How wrong do you think it is for someone your age to: smoke marijuana?	44
88	How wrong do you think it is for someone your age to: use prescription drugs or non-prescription drugs for the purpose of getting high?	45

89	How wrong do you think it is for someone your age to: use synthetic marijuana (K2, spice) or bath salts?	45
90	How wrong do you think it is for someone your age to: use LSD, cocaine, amphetamines or another illegal drug?	45
91	At school during the past 12 months, did you receive help from the resource teacher, speech therapist or other special education teacher?	46
92	How many times in the past year (12 months) have you: been suspended from school?	46
93	How many times in the past year (12 months) have you: carried a handgun?	46
94	How many times in the past year (12 months) have you: sold illegal drugs?	47
95	How many times in the past year (12 months) have you: stolen or tried to steal a motor vehicle such as a car or motorcycle?	47
96	How many times in the past year (12 months) have you: participated in clubs, organizations or activities at school?	48
97	How many times in the past year (12 months) have you: been arrested?	48
98	How many times in the past year (12 months) have you: attacked someone with the idea of seriously hurting them?	49
99	How many times in the past year (12 months) have you: been drunk or high at school?	49
100	How many times in the past year (12 months) have you: taken a handgun to school?	50
101	Are you currently on probation, or assigned a probation officer with Juvenile Court?	50
102	Have you ever belonged to a gang?	50
103	If you have ever belonged to a gang, did that gang have a name?	51
104	You are at a party at someone's house, and one of your friends offers you a drink containing alcohol. What would you say or do?	51
105	How often do you attend religious services or activities?	51
106	I think sometimes it's okay to cheat at school.	52
107	It is important to think before you act.	52
108	Sometimes I think that life is not worth it.	52
109	At times I think I am no good at all.	53
110	All in all, I am inclined to think that I am a failure.	53
111	In the past year, have you felt depressed or sad MOST days, even if you felt okay sometimes?	53
112	It is all right to beat up people if they start the fight.	54
113	I think it is okay to take something without asking if you can get away with it.	54
114	Where do you get the most information about living a drug and alcohol free life? Parents/guardians	54
115	Where do you get the most information about living a drug and alcohol free life? Friends	55

116	Where do you get the most information about living a drug and alcohol free life? Family members	55
117	Where do you get the most information about living a drug and alcohol free life? School	55
118	Where do you get the most information about living a drug and alcohol free life? Internet	56
119	Where do you get the most information about living a drug and alcohol free life? TV	56
120	Where do you get the most information about living a drug and alcohol free life? Social media	56
121	How much do you think people risk harming themselves (physically or in other ways) if they: smoked one or more packs of cigarettes per day?	57
122	How much do you think people risk harming themselves (physically or in other ways) if they: try marijuana once or twice?	57
123	How much do you think people risk harming themselves (physically or in other ways) if they: smoke marijuana once or twice a week?	57
124	How much do you think people risk harming themselves (physically or in other ways) if they: take one or two drinks of an alcoholic beverage (beer, wine, liquor) nearly every day?	58
125	How much do you think people risk harming themselves (physically or in other ways) if they: have five or more drinks of an alcoholic beverage once or twice each weekend?	58
126	How much do you think people risk harming themselves (physically or in other ways) if they: use prescription drugs that are not prescribed to them?	58
127	How much do you think people risk harming themselves (physically or in other ways) if they: use non-prescription drugs to get high?	59
128	Have you ever used smokeless tobacco (chew, snuff, plug, dipping tobacco, or chewing tobacco)?	59
129	How often have you taken smokeless tobacco during the past 30 days?	59
130	Have you ever smoked cigarettes?	60
131	How frequently have you smoked cigarettes during the past 30 days?	60
132	Which statement best describes rules about smoking inside your home?	60
133	Which statement best describes rules about smoking in your family cars?	61
134	During this school year, were you taught in any of your classes about the dangers of tobacco use?	61
135	During the past 12 months, have you participated in any community activities to discourage people your age from using cigarettes, chewing tobacco, snuff, dip or cigars?	61
136	Think back over the last two weeks. How many times have you had five or more alcoholic drinks in a row?	62

137	During the past 30 days, how many times did you ride in a car or other vehicle driven by someone who had been drinking alcohol or using drugs to get high?	62
138	During the past 30 days, how many times did you drive a car or other vehicle when you had been drinking alcohol or using drugs to get high?	62
139	If you drank alcohol (not just a sip or taste) in the past year, how did you usually get it?	63
140	If you drank alcohol (not just a sip or taste) in the past year, where did you usually drink it?	63
141	How do you feel about someone your age having one or two drinks of an alcoholic beverage nearly every day?	64
142	On how many occasions have you had alcoholic beverages (beer, wine or hard liquor) to drink in your lifetime - more than just a few sips?	64
143	On how many occasions have you drunk one of more drinks of an alcoholic beverage during the past 30 days?	64
144	On how many occasions have you used marijuana (grass, pot) or hashish (hash, hash oil) in your lifetime?	65
145	On how many occasions have you used marijuana (grass, pot) or hashish (hash, hash oil) during the past 30 days?	65
146	On how many occasions have you used LSD or other psychedelics in your lifetime?	65
147	On how many occasions have you used LSD or other psychedelics during the past 30 days?	66
148	On how many occasions have you used cocaine or crack in your lifetime?	66
149	On how many occasions have you used cocaine or crack during the past 30 days?	66
150	On how many occasions have you sniffed glue, breathed the contents of an aerosol spray can, or inhaled other gases or sprays, in order to get high in your lifetime?	67
151	On how many occasions have you sniffed glue, breathed the contents of an aerosol spray can, or inhaled other gases or sprays, in order to get high during the past 30 days?	67
152	On how many occasions have you used Daztrex in your lifetime?	68
153	On how many occasions have you used Daztrex during the past 30 days?	68
154	On how many occasions have you used synthetic marijuana in your lifetime?	68
155	On how many occasions have you used synthetic marijuana during the past 30 days?	69
156	On how many occasions have you used methamphetamines (meth, speed, crank, crystal meth) in your lifetime?	69

157	On how many occasions have you used methamphetamines (meth, speed, crank, crystal meth) in the past 30 days?	69
158	On how many occasions have you used other chemical products (bath salts, plant food, etc.) in your lifetime?	70
159	On how many occasions have you used other chemical products (bath salts, plant food, etc.) during the past 30 days?	70
160	On how many occasions have you used heroin or other opiates in your lifetime?	70
161	On how many occasions have you used heroin or other opiates during the past 30 days?	71
162	On how many occasions have you used MDMA ('X', 'E', or ecstasy) in your lifetime?	71
163	On how many occasions have you used MDMA ('X', 'E', or ecstasy) during the past 30 days?	71
164	On how many occasions have you taken prescription drugs (such as Valium, Xanax, Ritalin, Adderall, OxyContin, Darvocet, or sleeping pills) not prescribed to you in your lifetime?	72
165	On how many occasions have you taken prescription drugs (such as Valium, Xanax, Ritalin, Adderall, OxyContin, Darvocet, or sleeping pills) not prescribed to you during the past 30 days?	72
166	On how many occasions have you taken non-prescription medicines such as diet pills (for example, Dietac, Dexatrim or Prolamine), stay-awake pills (for example No-Doz, Vivarin, or Wake), or cough or cold medicines (robos, DXM, etc.) to get high in your lifetime?	73
167	On how many occasions have you taken non-prescription medicines such as diet pills (for example, Dietac, Dexatrim or Prolamine), stay-awake pills (for example No-Doz, Vivarin, or Wake), or cough or cold medicines (robos, DXM, etc.) to get high during the past 30 days?	73
168	On how many occasions have you been drunk or very high from drinking alcoholic beverages during the past 30 days?	74
169	On how many occasions have you drunk flavored alcoholic beverages, sometimes called 'alcopops' (like Mike's Hard Lemonade, Smirnoff Ice, Bacardi Breezers, etc.) in your lifetime?	74
170	On how many occasions have you drunk flavored alcoholic beverages, sometimes called 'alcopops' (like Mike's Hard Lemonade, Smirnoff Ice, Bacardi Breezers, etc.) during the past 30 days?	75
171	If you used prescription drugs or over the counter drugs without a doctor telling you to use it or for the purpose of getting high, where did you get these drugs?	75
172	During the last month, about how many marijuana cigarettes, or the equivalent, did you smoke a day, on the average?	76
173	How wrong do your friends feel it would be for YOU to: drink alcohol?	76
174	How wrong do your friends feel it would be for YOU to: smoke tobacco?	76

175	How wrong do your friends feel it would be for YOU to: smoke marijuana?	77
176	How wrong do your friends feel it would be for YOU to: use prescription drugs not prescribed to you	77
177	How wrong would most adults (over 21) in your neighborhood think it is for kids your age: to use marijuana?	77
178	How wrong would most adults (over 21) in your neighborhood think it is for kids your age: to drink alcohol?	78
179	How wrong would most adults (over 21) in your neighborhood think it is for kids your age: to smoke cigarettes?	78
180	How much do each of the following statements describe your neighborhood? crime and/or drug selling	78
181	How much do each of the following statements describe your neighborhood? fights	79
182	How much do each of the following statements describe your neighborhood? lots of empty or abandoned buildings	79
183	How much do each of the following statements describe your neighborhood? lots of graffiti	79
184	I feel safe in my neighborhood.	80
185	If a kid smoked marijuana in your neighborhood would he or she be caught by the police?	80
186	If a kid drank some beer, wine or hard liquor (for example, vodka, whiskey, or gin) in your neighborhood would he or she be caught by the police?	80
187	If a kid carried a handgun in your neighborhood would he or she be caught by the police?	81
188	If you wanted to get some cigarettes, how easy would it be for you to get some?	81
189	If you wanted to get some beer, wine or hard liquor (for example, vodka, whiskey, or gin), how easy would it be for you to get some?	81
190	If you wanted to get a drug like cocaine, LSD, or amphetamines, how easy would it be for you to get some?	82
191	If you wanted to get a handgun, how easy would it be for you to get one?	82
192	If you wanted to get some marijuana, how easy would it be for you to get some?	82
193	If you wanted to get prescription drugs for the purpose of getting high, how easy would it be for you to get some?	83
194	If you wanted to get synthetic marijuana such as K2 or chemical products such as bath salts to get high, how easy would it be for you to get some?	83
195	If you wanted to get steroids to enhance athletic performance, how easy would it be for you to get some?	83

196	During the past 12 months, have you participated in any alcohol prevention programs or seen any alcohol prevention messages in your school or community? Yes, a school-based program focused on preventing underage drinking and/or drinking and driving. . . .	84
197	During the past 12 months, have you participated in any alcohol prevention programs or seen any alcohol prevention messages in your school or community? Yes, a community-based program focused on preventing underage drinking and/or drinking and driving (for example, through your church or temple or through youth groups like Boys and Girls Club or 4-H). . . .	84
198	During the past 12 months, have you participated in any alcohol prevention programs or seen any alcohol prevention messages in your school or community? Yes, a media campaign addressing underage drinking and/or drinking and driving (for example, newspaper ads, posters, pamphlets, radio, TV). . . .	84
199	During the past 12 months, have you participated in any alcohol prevention programs or seen any alcohol prevention messages in your school or community? No	84
200	How wrong do your parents feel it would be for YOU to: drink beer, wine or hard liquor (for example, vodka, whiskey or gin) regularly? .	85
201	How wrong do your parents feel it would be for YOU to: smoke tobacco?	85
202	How wrong do your parents feel it would be for YOU to: smoke marijuana?	85
203	How wrong do your parents feel it would be for YOU to: use prescription drugs not prescribed to you?	86
204	How wrong do your parents feel it would be for YOU to: steal something worth more than \$5?	86
205	How wrong do your parents feel it would be for YOU to: draw graffiti, write things, or draw pictures on buildings or other property (without the owner's permission)?	86
206	How wrong do your parents feel it would be for YOU to: pick a fight with someone?	87
207	During the past 12 months, have you talked with at least one of your parents about the dangers of underage drinking and/or drinking and driving? By parents, we mean either your biological parents, adoptive parents, stepparents, or adult guardians - whether or not they live with you. . . .	87
208	The rules in my family are clear. . . .	87
209	People in my family often insult or yell at each other. . . .	88
210	When I am not at home, one of my parents knows where I am and who I am with. . . .	88
211	We argue about the same things in my family over and over. . . .	88

212	If you drank some beer or wine or liquor (for example, vodka, whiskey, or gin) without your parents' permission, would you be caught by your parents?	89
213	My family has clear rules about alcohol and drug use. . . .	89
214	If you carried a handgun without your parents' permission, would you be caught by your parents?	89
215	If you skipped school would you be caught by your parents?	90
216	My parents ask if I've gotten my homework done. . . .	90
217	People in my family have serious arguments. . . .	90
218	Would your parents know if you did not come home on time?	91
219	Have any of your brothers or sisters ever: drunk beer, wine or hard liquor (for example, vodka, whiskey or gin)?	91
220	Have any of your brothers or sisters ever: smoked marijuana?	91
221	Have any of your brothers or sisters ever: smoked cigarettes?	91
222	Have any of your brothers or sisters ever: taken a handgun to school? .	92
223	Have any of your brothers or sisters ever: been suspended or expelled from school?	92
224	Have you changed homes in the past year (the last 12 months)? . . .	92
225	How many times have you changed homes since kindergarten?	92
226	Have you changed schools (including changing from elementary to middle and middle to high school) in the past year?	93
227	How many times have you changed schools since kindergarten (including changing from elementary to middle and middle to high school)?	93
228	Has anyone in your family ever had severe alcohol or drug problems? .	93
229	About how many adults (over 21) have you known personally who in the past year have: used marijuana, crack, cocaine, or other drugs? .	94
230	About how many adults (over 21) have you known personally who in the past year have: sold or dealt drugs?	94
231	About how many adults (over 21) have you known personally who in the past year have: done other things that could get them in trouble with the police, like stealing, selling stolen goods, mugging or assaulting others, etc.?	94
232	About how many adults (over 21) have you known personally who in the past year have: gotten drunk or high?	95
233	Have you seen or heard information about underage drinking in the past 12 months from the following sources? Radio	95
234	Have you seen or heard information about underage drinking in the past 12 months from the following sources? TV. . . .	95
235	Have you seen or heard information about underage drinking in the past 12 months from the following sources? Print. This includes information on underage drinking you may have seen in the newspaper, on a billboard, in pamphlets, on stickers, etc. . . .	95

236	Have you seen or heard information about underage drinking in the past 12 months from the following sources? Website or social media? (Facebook, Myspace, website, etc.)	96
237	The next questions ask about your opinions of the information you saw or heard. If you have seen or heard more than one ad, please think about your favorite ad when answering these questions. The information about underage drinking that I saw or heard was convincing.	96
238	The next questions ask about your opinions of the information you saw or heard. If you have seen or heard more than one ad, please think about your favorite ad when answering these questions. The information about underage drinking that I saw or heard grabbed my attention.	96
239	The next questions ask about your opinions of the information you saw or heard. If you have seen or heard more than one ad, please think about your favorite ad when answering these questions. The information about underage drinking that I saw or heard said something important to me.	97
240	The next questions ask about your opinions of the information you saw or heard. If you have seen or heard more than one ad, please think about your favorite ad when answering these questions. Seeing or hearing this information about underage drinking made me want to stop or decrease my drinking.	97
241	How honest were you in filling out this survey?	97

List of Figures

1	Grade Chart	11
2	Gender Chart	12
3	Age Chart	13
4	Ethnic Origin Chart	14

1 INTRODUCTION

This report was generated from data collected on the *2013 Arkansas Prevention Needs Assessment Student Survey*. This report contains basic frequency tables of all data collected and graphs on the selected demographic variables of grade, gender, age and ethnic origin. The graph on ethnic origin is represented as a bar chart rather than as a pie chart. This is because students were allowed to mark more than one response for ethnic origin as opposed to being allowed to mark only one response. The bars represent the percent of students who marked each of the ethnic categories.

Questions regarding the information found in this report can be directed to:

Pride Surveys

160 Vanderbilt Court
Bowling Green, KY 42103
1-800-279-6361
www.pridesurveys.com

Grade Chart

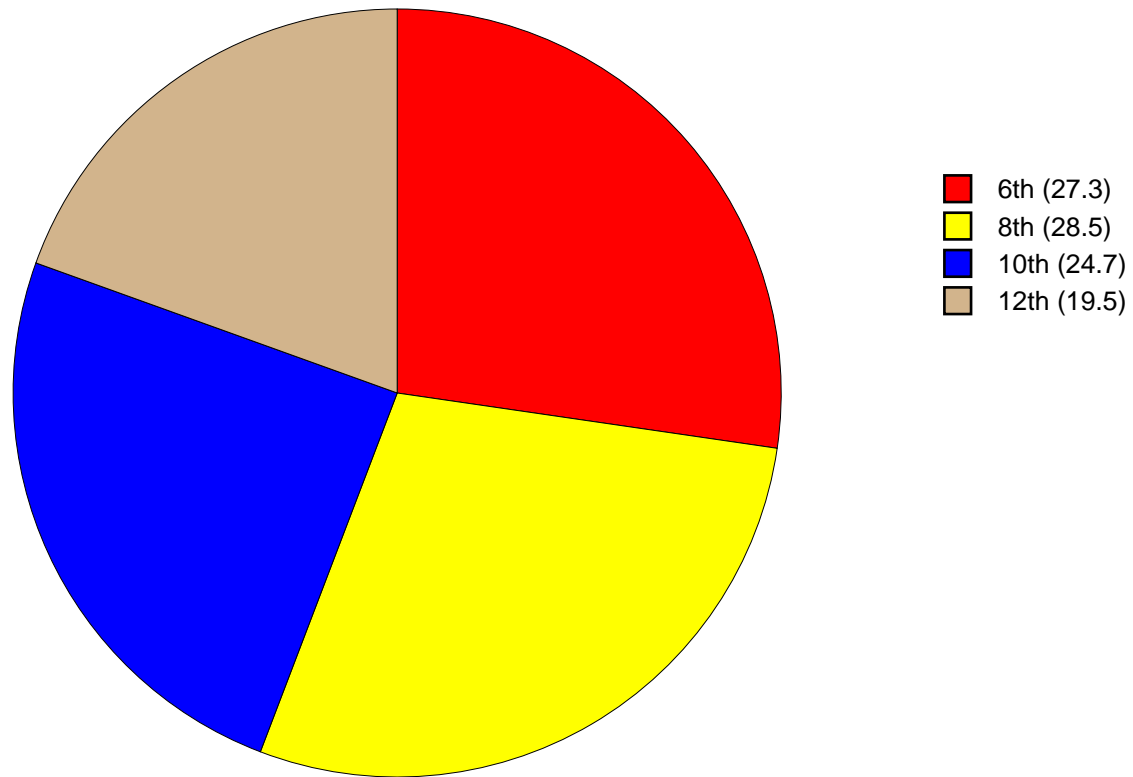


Figure 1: Grade Chart

Gender Chart

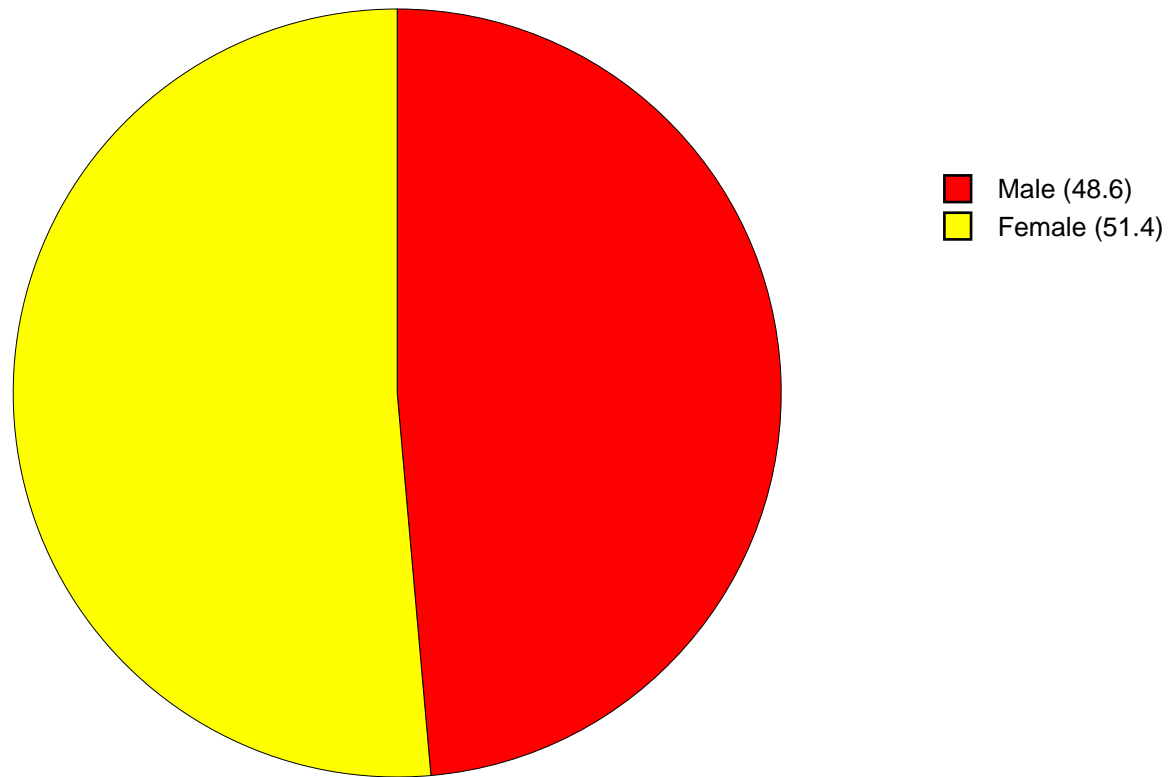


Figure 2: Gender Chart

Age Chart

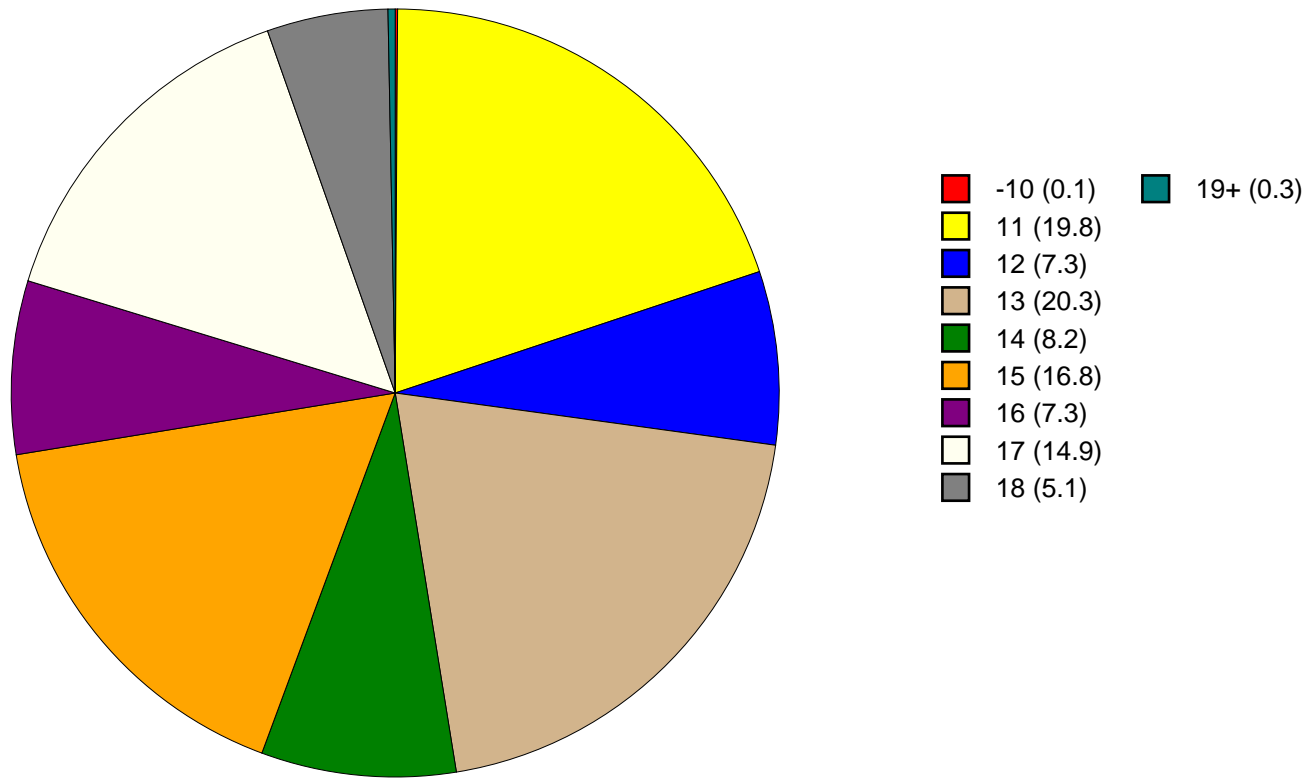


Figure 3: Age Chart

Ethnic Origin Chart

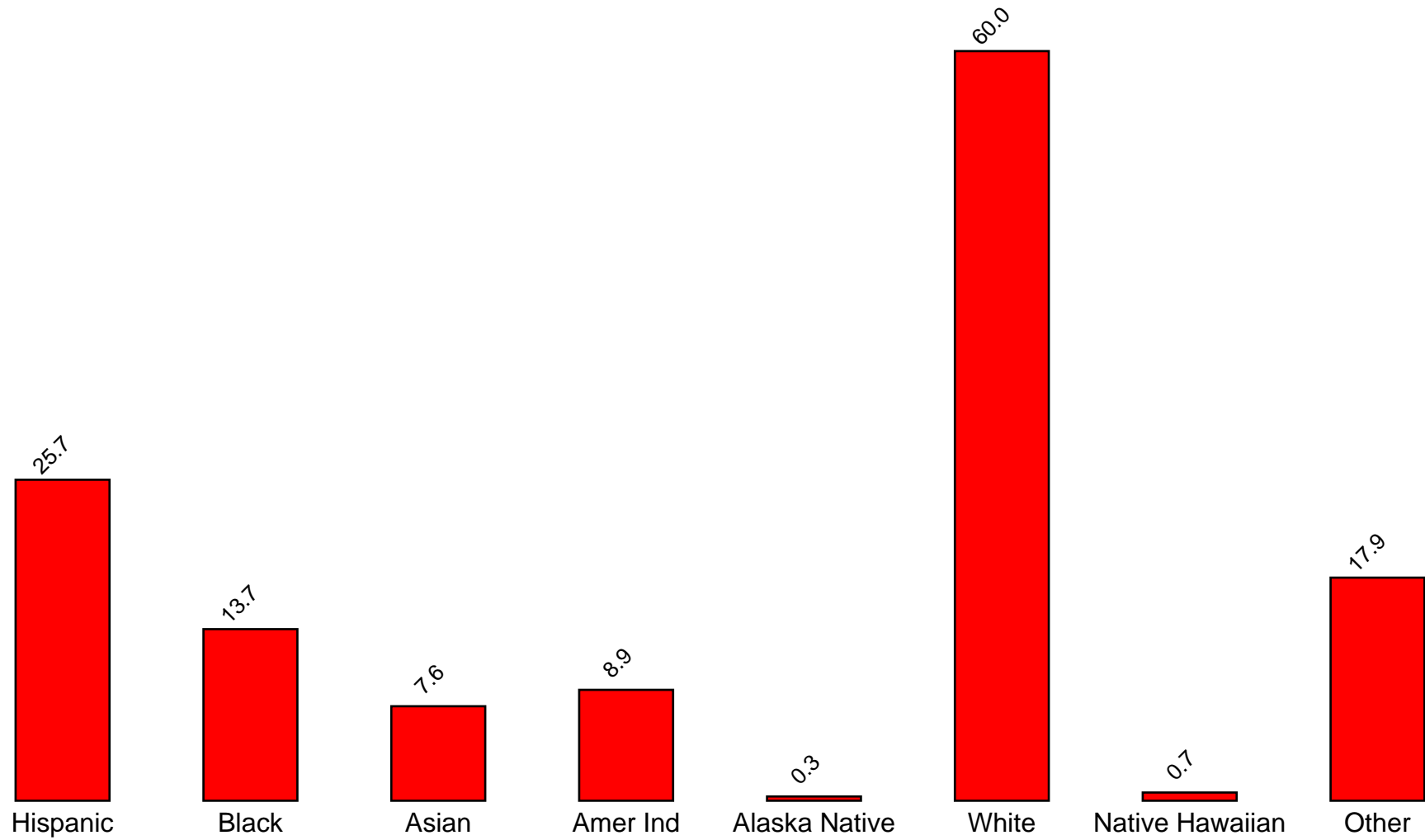


Figure 4: Ethnic Origin Chart

2 PERCENTAGE TABLES

The following tables contain frequency distribution detailing how your students responded to each question on the survey. The tables appear in the same order as the questions on the survey. The tables include breakdowns by grade level as well as overall percentages. The *N of Valid* row is a frequency count of the number of valid responses to each question for each grade and overall. The *N of Miss* row is a frequency count of the number of invalid (marked more than one response) or missing (i.e. did not respond) responses to each question for each grade and overall.

For the questions that allowed more than one response (i.e. race, live with, etc.) each response becomes a separate table. If a student did not mark the response, that was counted as a NO response, and if they did mark the response, that was counted as a YES response. Since a non response is a valid response for these questions, the *N of Miss* will always be zero for these questions.

Table 1: Sex



Response	6	8	10	12	Total	
Male	50.2	50.9	47.8	44.2	48.6	
Female	49.8	49.1	52.2	55.8	51.4	
N of Valid	1034	1083	936	744	3797	
N of Miss	5	4	3	0	12	

Table 2: Age











Response	6	8	10	12	Total	
10 or younger	0.2	0.0	0.0	0.0	0.1	
11	72.5	0.0	0.0	0.0	19.8	
12	26.3	0.6	0.0	0.0	7.3	
13	1.1	70.1	0.0	0.0	20.3	
14	0.0	28.0	1.0	0.0	8.2	
15	0.0	1.3	66.7	0.0	16.8	
16	0.0	0.0	29.2	0.7	7.3	
17	0.0	0.0	2.7	72.4	14.9	
18	0.0	0.0	0.4	25.5	5.1	
19 or older	0.0	0.0	0.0	1.3	0.3	
N of Valid	1036	1082	934	744	3796	
N of Miss	3	5	5	0	13	

Table 3: Are you Hispanic or Latino?



Response	6	8	10	12	Total	
No	71.1	72.6	77.8	76.8	74.3	
Yes	28.9	27.4	22.2	23.2	25.7	
N of Valid	1013	1073	925	742	3753	
N of Miss	26	14	14	2	56	

Table 4: What is your race? Black or African American



Response	6	8	10	12	Total	
No	85.3	85.6	86.3	88.6	86.3	
Yes	14.7	14.4	13.7	11.4	13.7	
N of Valid	1039	1087	939	744	3809	
N of Miss	0	0	0	0	0	

Table 5: What is your race? Asian



Response	6	8	10	12	Total	
No	93.7	92.9	90.8	91.9	92.4	
Yes	6.3	7.1	9.2	8.1	7.6	
N of Valid	1039	1087	939	744	3809	
N of Miss	0	0	0	0	0	

Table 6: What is your race? American Indian



Response	6	8	10	12	Total	
No	88.4	91.1	92.5	93.3	91.1	
Yes	11.6	8.9	7.5	6.7	8.9	
N of Valid	1039	1087	939	744	3809	
N of Miss	0	0	0	0	0	

Table 7: What is your race? Alaska Native



Response	6	8	10	12	Total	
No	99.4	99.8	99.8	99.6	99.7	
Yes	0.6	0.2	0.2	0.4	0.3	
N of Valid	1039	1087	939	744	3809	
N of Miss	0	0	0	0	0	

Table 8: What is your race? White



Response	6	8	10	12	Total	
No	45.2	41.3	38.0	33.3	40.0	
Yes	54.8	58.7	62.0	66.7	60.0	
N of Valid	1039	1087	939	744	3809	
N of Miss	0	0	0	0	0	

Table 9: What is your race? Native Hawaiian or Other Pacific Islander



Response	6	8	10	12	Total	
No	99.1	99.6	99.3	99.3	99.3	
Yes	0.9	0.4	0.7	0.7	0.7	
N of Valid	1039	1087	939	744	3809	
N of Miss	0	0	0	0	0	

Table 10: What is your race? Other



Response	6	8	10	12	Total	
No	74.8	81.8	87.0	86.8	82.1	
Yes	25.2	18.2	13.0	13.2	17.9	
N of Valid	1039	1087	939	744	3809	
N of Miss	0	0	0	0	0	

Table 11: What is the highest level of schooling completed by your mother or father?


Response	6	8	10	12	Total	
Completed grade school or less	3.9	5.6	4.0	5.8	4.8	
Some high school	4.4	6.4	11.1	14.0	8.5	
Completed high school	11.3	14.2	18.1	17.1	15.0	
Some college	10.8	14.7	14.4	17.5	14.1	
Completed college	19.2	17.9	24.2	22.5	20.7	
Graduate or professional school after college	8.9	11.5	13.0	14.5	11.7	
Don't know	39.7	27.8	14.3	7.2	23.6	
Does not apply	1.8	2.0	0.9	1.5	1.6	
N of Valid	1005	1074	922	738	3739	
N of Miss	34	13	17	6	70	

Table 12: Think of where you live most of the time. Which of the following people live there with you? Mother


Response	6	8	10	12	Total	
No	11.1	14.7	15.0	15.2	13.9	
Yes	88.9	85.3	85.0	84.8	86.1	
N of Valid	1039	1087	939	744	3809	
N of Miss	0	0	0	0	0	

Table 13: Think of where you live most of the time. Which of the following people live there with you? Stepmother


Response	6	8	10	12	Total	
No	95.4	93.9	96.0	95.4	95.1	
Yes	4.6	6.1	4.0	4.6	4.9	
N of Valid	1039	1087	939	744	3809	
N of Miss	0	0	0	0	0	

Table 14: Think of where you live most of the time. Which of the following people live there with you? Foster Mother



Response	6	8	10	12	Total	
No	99.5	99.5	98.8	99.9	99.4	
Yes	0.5	0.5	1.2	0.1	0.6	
N of Valid	1039	1087	939	744	3809	
N of Miss	0	0	0	0	0	

Table 15: Think of where you live most of the time. Which of the following people live there with you? Grandmother



Response	6	8	10	12	Total	
No	87.8	89.4	89.2	92.1	89.4	
Yes	12.2	10.6	10.8	7.9	10.6	
N of Valid	1039	1087	939	744	3809	
N of Miss	0	0	0	0	0	

Table 16: Think of where you live most of the time. Which of the following people live there with you? Aunt



Response	6	8	10	12	Total	
No	94.9	95.7	96.1	97.8	96.0	
Yes	5.1	4.3	3.9	2.2	4.0	
N of Valid	1039	1087	939	744	3809	
N of Miss	0	0	0	0	0	

Table 17: Think of where you live most of the time. Which of the following people live there with you? Father



Response	6	8	10	12	Total	
No	43.9	40.4	44.6	41.1	42.5	
Yes	56.1	59.6	55.4	58.9	57.5	
N of Valid	1039	1087	939	744	3809	
N of Miss	0	0	0	0	0	

Table 18: Think of where you live most of the time. Which of the following people live there with you? Stepfather



Response	6	8	10	12	Total	
No	82.2	85.6	84.7	84.9	84.3	
Yes	17.8	14.4	15.3	15.1	15.7	
N of Valid	1039	1087	939	744	3809	
N of Miss	0	0	0	0	0	

Table 19: Think of where you live most of the time. Which of the following people live there with you? Foster Father



Response	6	8	10	12	Total	
No	99.4	99.6	99.1	99.9	99.5	
Yes	0.6	0.4	0.9	0.1	0.5	
N of Valid	1039	1087	939	744	3809	
N of Miss	0	0	0	0	0	

Table 20: Think of where you live most of the time. Which of the following people live there with you? Grandfather



Response	6	8	10	12	Total	
No	93.3	93.1	94.9	95.8	94.1	
Yes	6.7	6.9	5.1	4.2	5.9	
N of Valid	1039	1087	939	744	3809	
N of Miss	0	0	0	0	0	

Table 21: Think of where you live most of the time. Which of the following people live there with you? Uncle



Response	6	8	10	12	Total	
No	92.8	95.8	96.5	96.4	95.2	
Yes	7.2	4.2	3.5	3.6	4.8	
N of Valid	1039	1087	939	744	3809	
N of Miss	0	0	0	0	0	

Table 22: Think of where you live most of the time. Which of the following people live there with you? Other Adults



Response	6	8	10	12	Total	
No	97.7	97.2	98.0	98.1	97.7	
Yes	2.3	2.8	2.0	1.9	2.3	
N of Valid	1039	1087	939	744	3809	
N of Miss	0	0	0	0	0	

Table 23: Think of where you live most of the time. Which of the following people live there with you? Brother(s)



Response	6	8	10	12	Total	
No	47.2	50.4	55.1	56.9	51.9	
Yes	52.8	49.6	44.9	43.1	48.1	
N of Valid	1039	1087	939	744	3809	
N of Miss	0	0	0	0	0	

Table 24: Think of where you live most of the time. Which of the following people live there with you? Stepbrother(s)



Response	6	8	10	12	Total	
No	94.9	95.7	95.7	96.5	95.6	
Yes	5.1	4.3	4.3	3.5	4.4	
N of Valid	1039	1087	939	744	3809	
N of Miss	0	0	0	0	0	

Table 25: Think of where you live most of the time. Which of the following people live there with you? Sister(s)



Response	6	8	10	12	Total	
No	48.5	50.2	56.5	57.3	52.7	
Yes	51.5	49.8	43.5	42.7	47.3	
N of Valid	1039	1087	939	744	3809	
N of Miss	0	0	0	0	0	

Table 26: Think of where you live most of the time. Which of the following people live there with you? Stepsister(s)

Response	6	8	10	12	Total	
No	94.8	95.5	96.9	97.0	96.0	
Yes	5.2	4.5	3.1	3.0	4.0	
N of Valid	1039	1087	939	744	3809	
N of Miss	0	0	0	0	0	

Table 27: Think of where you live most of the time. Which of the following people live there with you? Other Children

Response	6	8	10	12	Total	
No	94.1	95.0	94.1	94.9	94.5	
Yes	5.9	5.0	5.9	5.1	5.5	
N of Valid	1039	1087	939	744	3809	
N of Miss	0	0	0	0	0	

Table 28: In my school, students have lots of chances to help decide things like class activities and rules.

Response	6	8	10	12	Total	
NO!	10.1	8.2	8.0	13.4	9.7	
no	34.1	35.0	33.3	30.5	33.5	
yes	46.7	48.7	47.2	42.0	46.5	
YES!	9.0	8.1	11.4	14.2	10.4	
N of Valid	1025	1081	927	741	3774	
N of Miss	14	6	12	3	35	

Table 29: Teachers ask me to work on special classroom projects.

Response	6	8	10	12	Total	
NO!	9.1	8.4	5.1	5.4	7.2	
no	31.0	40.2	39.9	33.3	36.3	
yes	44.9	43.5	45.4	49.1	45.4	
YES!	15.0	7.9	9.6	12.2	11.1	
N of Valid	1021	1072	927	739	3759	
N of Miss	18	15	12	5	50	

Table 30: My teacher(s) notices when I am doing a good job and lets me know about it.

Response	6	8	10	12	Total
NO!	2.2	5.7	6.0	4.5	4.6
no	12.4	20.3	25.7	19.9	19.4
yes	50.6	50.0	52.2	56.6	52.0
YES!	34.8	23.9	16.1	19.1	24.0
N of Valid	1026	1079	926	739	3770
N of Miss	13	8	13	5	39

Table 31: There are lots of chances for students in my school to get involved in sports, clubs, and other school activities outside of class.

Response	6	8	10	12	Total
NO!	10.2	1.6	1.1	1.0	3.7
no	23.0	5.2	6.4	3.3	10.0
yes	37.0	40.5	35.3	35.1	37.2
YES!	29.8	52.8	57.2	60.7	49.2
N of Valid	1024	1080	926	736	3766
N of Miss	15	7	13	8	43

Table 32: There are lots of chances for students in my school to talk with a teacher one-on-one.

Response	6	8	10	12	Total
NO!	3.5	3.7	4.1	2.2	3.5
no	12.2	19.0	18.6	15.1	16.3
yes	47.9	49.4	55.1	54.4	51.4
YES!	36.4	28.0	22.1	28.4	28.9
N of Valid	1019	1080	923	737	3759
N of Miss	20	7	16	7	50

Table 33: I feel safe at my school.





Response	6	8	10	12	Total	
NO!	2.6	4.3	3.9	3.1	3.5	
no	6.5	11.0	13.5	8.7	9.9	
yes	38.8	54.6	59.2	58.9	52.2	
YES!	52.1	30.2	23.3	29.3	34.4	
N of Valid	1032	1076	917	735	3760	
N of Miss	7	11	22	9	49	

Table 34: The school lets my parents know when I have done something well.





Response	6	8	10	12	Total	
NO!	8.7	14.4	16.3	20.8	14.5	
no	28.8	41.1	54.8	46.4	42.2	
yes	43.5	34.3	22.5	27.2	32.5	
YES!	19.1	10.3	6.4	5.6	10.8	
N of Valid	1017	1073	916	735	3741	
N of Miss	22	14	23	9	68	

Table 35: My teachers praise me when I work hard in school.





Response	6	8	10	12	Total	
NO!	8.2	10.2	11.7	9.0	9.8	
no	23.3	38.7	40.2	36.7	34.5	
yes	44.4	41.1	39.6	45.7	42.5	
YES!	24.1	10.1	8.5	8.6	13.2	
N of Valid	1015	1064	920	733	3732	
N of Miss	24	23	19	11	77	

Table 36: Are your school grades better than the grades of most students in your class?

Response	6	8	10	12	Total	
NO!	7.3	5.0	6.6	4.2	5.8	
no	30.0	27.6	28.7	25.3	28.1	
yes	44.6	53.5	47.3	50.5	48.9	
YES!	18.2	13.9	17.5	20.0	17.2	
N of Valid	1019	1069	914	735	3737	
N of Miss	20	18	25	9	72	

Table 37: I have lots of chances to be part of class discussions or activities.

Response	6	8	10	12	Total	
NO!	3.9	3.0	2.1	1.4	2.7	
no	14.0	15.0	11.1	11.7	13.1	
yes	46.9	56.7	62.3	62.6	56.6	
YES!	35.2	25.4	24.6	24.3	27.7	
N of Valid	1027	1075	923	736	3761	
N of Miss	12	12	16	8	48	

Table 38: Now thinking back over the past year in school, how often did you: enjoy being in school?

Response	6	8	10	12	Total	
Never	4.8	5.1	7.3	6.9	5.9	
Seldom	4.5	7.8	10.9	12.9	8.7	
Sometimes	32.6	39.1	40.0	38.1	37.4	
Often	30.8	31.0	30.0	32.4	31.0	
Almost always	27.3	17.0	11.8	9.5	17.1	
N of Valid	1021	1081	923	734	3759	
N of Miss	18	6	16	10	50	

Table 39: Now thinking back over the past year in school, how often did you: hate being in school?


Response	6	8	10	12	Total	
Never	28.2	12.2	5.9	7.4	14.0	
Seldom	26.3	28.9	29.2	22.6	27.0	
Sometimes	30.1	39.0	37.7	39.0	36.3	
Often	9.4	12.7	17.4	20.7	14.5	
Almost always	6.0	7.3	9.9	10.2	8.2	
N of Valid	1014	1073	922	733	3742	
N of Miss	25	14	17	11	67	

Table 40: Now thinking back over the past year in school, how often did you: try to do your best work in school?


Response	6	8	10	12	Total	
Never	0.5	0.3	0.5	0.7	0.5	
Seldom	1.7	2.0	3.5	2.0	2.3	
Sometimes	6.1	10.8	15.1	17.3	11.9	
Often	20.6	31.2	34.9	39.8	30.9	
Almost always	71.1	55.7	45.9	40.2	54.4	
N of Valid	1015	1070	919	732	3736	
N of Miss	24	17	20	12	73	

Table 41: How often do you feel that the school work you are assigned is meaningful and important?

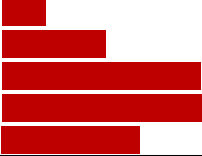
Response	6	8	10	12	Total	
Never	2.5	3.6	6.5	6.8	4.6	
Seldom	6.5	11.9	20.4	21.7	14.4	
Sometimes	20.3	30.1	35.5	37.9	30.3	
Often	33.6	34.2	27.4	24.3	30.4	
Almost always	37.2	20.2	10.2	9.3	20.2	
N of Valid	1012	1077	922	733	3744	
N of Miss	27	10	17	11	65	

Table 42: Putting them all together, what were your grades like last year?

Response	6	8	10	12	Total
Mostly F's	1.6	0.7	1.3	0.7	1.1
Mostly D's	2.9	3.0	3.8	4.0	3.3
Mostly C's	15.9	19.9	19.0	20.6	18.7
Mostly B's	41.6	36.2	35.1	34.6	37.0
Mostly A's	38.0	40.2	40.8	40.2	39.8
N of Valid	971	1041	901	729	3642
N of Miss	68	46	38	15	167

Table 43: How important do you think the things you are learning in school are going to be for your later life?

Response	6	8	10	12	Total
Very important	59.4	40.7	21.7	17.7	36.6
Quite important	22.1	27.6	27.1	24.0	25.3
Fairly important	13.9	22.2	29.9	30.6	23.5
Slightly important	3.9	7.8	17.3	24.0	12.2
Not at all important	0.8	1.8	3.9	3.7	2.4
N of Valid	1029	1077	925	736	3767
N of Miss	10	10	14	8	42

Table 44: How interesting are most of your courses to you?

Response	6	8	10	12	Total
Very interesting and stimulating	20.9	15.3	9.7	9.7	14.3
Quite interesting	43.3	35.9	29.4	31.8	35.5
Fairly interesting	26.1	35.3	42.5	39.0	35.3
Slightly dull	6.7	10.2	14.0	14.6	11.0
Very dull	3.0	3.3	4.3	4.9	3.8
N of Valid	1010	1071	924	735	3740
N of Miss	29	16	15	9	69

Table 45: During the LAST FOUR WEEKS how many whole days of school have you missed because you skipped or 'cut'?








Response	6	8	10	12	Total	
None	80.8	79.2	81.6	74.8	79.4	
1	8.6	10.5	7.8	12.7	9.7	
2	4.0	3.7	4.0	5.4	4.2	
3	3.1	3.4	2.2	3.4	3.0	
04/05/13	2.7	1.9	2.6	1.9	2.3	
06/10/13	0.5	0.8	1.1	1.2	0.9	
11 or more	0.3	0.6	0.8	0.5	0.5	
N of Valid	1026	1080	923	735	3764	
N of Miss	13	7	16	9	45	

Table 46: What are the chances you would be seen as cool if you: smoked cigarettes?






Response	6	8	10	12	Total	
No or very little chance	90.0	78.8	64.0	65.0	75.5	
Little chance	5.6	11.8	18.9	20.9	13.7	
Some chance	2.8	5.7	11.0	9.3	6.9	
Pretty good chance	0.7	2.2	4.5	3.6	2.6	
Very good chance	1.0	1.5	1.6	1.2	1.3	
N of Valid	1009	1066	920	732	3727	
N of Miss	30	21	19	12	82	

Table 47: What are the chances you would be seen as cool if you: worked hard at school?






Response	6	8	10	12	Total	
No or very little chance	4.4	8.1	9.5	8.7	7.6	
Little chance	6.2	13.1	18.2	17.5	13.3	
Some chance	13.9	22.5	27.6	31.8	23.2	
Pretty good chance	28.7	31.0	28.3	25.2	28.6	
Very good chance	46.8	25.2	16.5	16.8	27.3	
N of Valid	1016	1070	920	733	3739	
N of Miss	23	17	19	11	70	

Table 48: What are the chances you would be seen as cool if you: began drinking alcoholic beverages regularly, that is, at least once or twice a month?






Response	6	8	10	12	Total	
No or very little chance	86.6	73.1	46.6	38.1	63.4	
Little chance	7.7	13.0	17.2	15.9	13.2	
Some chance	3.3	7.1	17.6	19.3	11.0	
Pretty good chance	1.7	4.9	14.0	17.4	8.7	
Very good chance	0.8	1.9	4.7	9.2	3.7	
N of Valid	1014	1072	917	729	3732	
N of Miss	25	15	22	15	77	

Table 49: What are the chances you would be seen as cool if you: defended someone who was being verbally abused at school?






Response	6	8	10	12	Total	
No or very little chance	14.1	10.0	10.6	12.1	11.6	
Little chance	7.1	11.9	11.4	13.7	10.8	
Some chance	12.0	21.8	26.7	27.0	21.4	
Pretty good chance	23.4	29.1	30.4	26.4	27.4	
Very good chance	43.4	27.2	20.9	20.8	28.8	
N of Valid	1014	1074	918	730	3736	
N of Miss	25	13	21	14	73	

Table 50: What are the chances you would be seen as cool if you: smoked marijuana?






Response	6	8	10	12	Total	
No or very little chance	91.0	72.8	47.5	40.7	65.2	
Little chance	3.9	8.6	12.5	13.8	9.3	
Some chance	2.3	7.6	13.0	17.1	9.3	
Pretty good chance	1.8	5.6	15.4	14.7	8.7	
Very good chance	1.1	5.4	11.7	13.7	7.4	
N of Valid	1011	1074	918	730	3733	
N of Miss	28	13	21	14	76	

Table 51: What are the chances you would be seen as cool if you: carried a handgun?






Response	6	8	10	12	Total	
No or very little chance	85.1	78.6	77.5	77.2	79.8	
Little chance	7.2	9.7	10.0	11.2	9.4	
Some chance	4.2	4.8	5.6	6.0	5.1	
Pretty good chance	1.6	2.9	3.8	2.5	2.7	
Very good chance	1.9	4.0	3.1	3.1	3.0	
N of Valid	1013	1075	913	732	3733	
N of Miss	26	12	26	12	76	

Table 52: Think of your four best friends (the friends you feel closest to). In the past year (12 months), how many of your best friends have: participated in clubs, organizations or activities at school?






Response	6	8	10	12	Total	
0	14.6	9.8	8.9	10.7	11.1	
1	12.7	10.8	10.6	11.4	11.4	
2	21.3	17.2	17.5	16.3	18.2	
3	17.5	14.7	16.1	12.1	15.3	
4	33.8	47.6	46.8	49.5	44.0	
N of Valid	1012	1064	912	729	3717	
N of Miss	27	23	27	15	92	

Table 53: Think of your four best friends (the friends you feel closest to). In the past year (12 months), how many of your best friends have: smoked cigarettes?






Response	6	8	10	12	Total	
0	94.4	81.4	63.2	55.7	75.5	
1	3.3	11.0	17.7	17.2	11.7	
2	1.3	3.5	8.4	12.5	5.8	
3	0.4	1.4	4.3	6.9	2.9	
4	0.6	2.8	6.4	7.7	4.0	
N of Valid	1019	1068	908	727	3722	
N of Miss	20	19	31	17	87	

Table 54: Think of your four best friends (the friends you feel closest to). In the past year (12 months), how many of your best friends have: tried beer, wine or hard liquor (for example, vodka, whiskey, or gin) when their parents didn't know about it?






Response	6	8	10	12	Total	
0	89.7	69.9	39.9	29.0	60.0	
1	6.1	14.8	18.6	15.4	13.5	
2	2.5	7.6	14.4	12.8	8.9	
3	0.7	3.8	8.9	11.1	5.6	
4	1.1	3.9	18.2	31.6	12.1	
N of Valid	1016	1065	908	727	3716	
N of Miss	23	22	31	17	93	

Table 55: Think of your four best friends (the friends you feel closest to). In the past year (12 months), how many of your best friends have: made a commitment to stay drug-free?






Response	6	8	10	12	Total	
0	17.8	23.4	33.3	43.0	28.1	
1	5.1	9.3	14.7	16.2	10.8	
2	7.7	9.4	13.6	9.4	10.0	
3	7.9	10.5	11.3	6.2	9.1	
4	61.5	47.4	27.1	25.3	41.9	
N of Valid	1000	1061	904	724	3689	
N of Miss	39	26	35	20	120	

Table 56: Think of your four best friends (the friends you feel closest to). In the past year (12 months), how many of your best friends have: used marijuana?






Response	6	8	10	12	Total	
0	96.6	78.9	49.3	43.2	69.5	
1	1.7	10.5	16.4	11.3	9.7	
2	0.5	3.2	11.4	14.9	6.7	
3	0.4	2.2	8.5	10.9	4.9	
4	0.9	5.2	14.4	19.8	9.1	
N of Valid	1016	1067	909	727	3719	
N of Miss	23	20	30	17	90	

Table 57: Think of your four best friends (the friends you feel closest to). In the past year (12 months), how many of your best friends have: used prescription drugs or non-prescription drugs for the purposes of getting high?






Response	6	8	10	12	Total	
0	95.5	87.0	70.4	68.3	81.6	
1	2.7	6.7	12.0	12.6	8.1	
2	1.0	2.7	8.9	8.1	4.8	
3	0.2	1.3	3.5	4.3	2.1	
4	0.7	2.2	5.1	6.7	3.4	
N of Valid	1012	1067	906	728	3713	
N of Miss	27	20	33	16	96	

Table 58: Think of your four best friends (the friends you feel closest to). In the past year (12 months), how many of your best friends have: used synthetic marijuana (K2, spice) or bath salts?






Response	6	8	10	12	Total	
0	97.4	92.6	82.7	78.3	88.6	
1	1.3	3.1	7.3	9.6	4.9	
2	0.6	2.2	4.2	5.5	2.9	
3	0.3	0.8	3.0	2.5	1.5	
4	0.4	1.4	2.9	4.1	2.0	
N of Valid	1001	1066	905	727	3699	
N of Miss	38	21	34	17	110	

Table 59: Think of your four best friends (the friends you feel closest to). In the past year (12 months), how many of your best friends have: used LSD, cocaine, amphetamines, or other illegal drugs?






Response	6	8	10	12	Total	
0	97.5	92.1	85.1	81.9	89.9	
1	1.5	5.1	8.5	8.6	5.6	
2	0.7	1.5	3.0	5.2	2.4	
3	0.0	0.7	1.7	1.5	0.9	
4	0.3	0.7	1.8	2.8	1.2	
N of Valid	1009	1061	904	725	3699	
N of Miss	30	26	35	19	110	

Table 60: Think of your four best friends (the friends you feel closest to). In the past year (12 months), how many of your best friends have: tried to do well in school?

Response	6	8	10	12	Total	
0	1.7	3.8	4.3	3.3	3.2	
1	2.9	3.2	6.6	4.7	4.3	
2	5.6	10.8	12.7	13.4	10.3	
3	15.5	19.5	21.9	23.1	19.7	
4	74.2	62.8	54.5	55.5	62.5	
N of Valid	1017	1066	905	723	3711	
N of Miss	22	21	34	21	98	

Table 61: Think of your four best friends (the friends you feel closest to). In the past year (12 months), how many of your best friends have: been suspended from school?

Response	6	8	10	12	Total	
0	73.6	59.8	62.9	74.3	67.2	
1	14.1	20.2	17.9	13.7	16.7	
2	6.6	9.8	9.7	6.3	8.2	
3	2.1	4.7	4.0	2.1	3.3	
4	3.6	5.5	5.5	3.6	4.6	
N of Valid	1016	1066	909	725	3716	
N of Miss	23	21	30	19	93	

Table 62: Think of your four best friends (the friends you feel closest to). In the past year (12 months), how many of your best friends have: liked school?

Response	6	8	10	12	Total	
0	10.8	20.0	24.3	27.3	20.0	
1	11.1	13.6	15.8	14.0	13.5	
2	17.8	22.9	23.5	22.0	21.5	
3	23.6	20.7	17.4	16.4	19.9	
4	36.7	22.7	19.0	20.3	25.1	
N of Valid	1011	1070	906	724	3711	
N of Miss	28	17	33	20	98	

Table 63: Think of your four best friends (the friends you feel closest to). In the past year (12 months), how many of your best friends have: carried a handgun?






Response	6	8	10	12	Total	
0	95.8	94.2	94.2	93.2	94.4	
1	2.6	3.0	3.6	3.3	3.1	
2	0.9	0.8	1.0	1.7	1.0	
3	0.3	0.7	0.6	0.6	0.5	
4	0.5	1.2	0.7	1.2	0.9	
N of Valid	1014	1070	909	724	3717	
N of Miss	25	17	30	20	92	

Table 64: Think of your four best friends (the friends you feel closest to). In the past year (12 months), how many of your best friends have: sold illegal drugs?






Response	6	8	10	12	Total	
0	97.7	92.7	79.7	76.7	87.8	
1	1.2	3.8	9.5	10.5	5.8	
2	0.5	1.7	5.5	6.5	3.2	
3	0.1	0.8	1.8	2.3	1.1	
4	0.5	1.0	3.6	4.0	2.1	
N of Valid	1015	1061	910	725	3711	
N of Miss	24	26	29	19	98	

Table 65: Think of your four best friends (the friends you feel closest to). In the past year (12 months), how many of your best friends have: regularly attended religious services?






Response	6	8	10	12	Total	
0	22.4	22.0	21.5	22.3	22.0	
1	8.2	15.5	17.8	18.7	14.8	
2	15.4	20.6	19.5	21.9	19.2	
3	15.1	16.2	18.9	15.7	16.5	
4	38.9	25.7	22.3	21.5	27.5	
N of Valid	977	1058	903	722	3660	
N of Miss	62	29	36	22	149	

Table 66: Think of your four best friends (the friends you feel closest to). In the past year (12 months), how many of your best friends have: stolen or tried to steal a motor vehicle such as a car or motorcycle?

Response	6	8	10	12	Total	
0	97.3	94.5	94.2	94.9	95.3	
1	1.7	3.4	3.4	2.8	2.8	
2	0.8	0.9	1.2	1.5	1.1	
3	0.1	0.6	0.3	0.0	0.3	
4	0.1	0.6	0.9	0.8	0.6	
N of Valid	1018	1064	907	725	3714	
N of Miss	21	23	32	19	95	

Table 67: Think of your four best friends (the friends you feel closest to). In the past year (12 months), how many of your best friends have: been arrested?

Response	6	8	10	12	Total	
0	93.8	82.9	78.3	75.6	83.3	
1	4.5	10.5	11.0	13.4	9.5	
2	0.8	3.5	5.4	5.5	3.6	
3	0.3	1.5	2.3	1.8	1.4	
4	0.6	1.7	3.0	3.7	2.1	
N of Valid	1020	1070	906	724	3720	
N of Miss	19	17	33	20	89	

Table 68: Think of your four best friends (the friends you feel closest to). In the past year (12 months), how many of your best friends have: dropped out of school?

Response	6	8	10	12	Total	
0	95.1	94.6	91.5	83.7	91.9	
1	3.6	3.6	5.0	10.6	5.3	
2	0.7	1.4	2.2	3.6	1.8	
3	0.2	0.1	0.7	1.1	0.5	
4	0.4	0.4	0.7	1.0	0.6	
N of Valid	1017	1069	909	724	3719	
N of Miss	22	18	30	20	90	

Table 69: Think of your four best friends (the friends you feel closest to). In the past year (12 months), how many of your best friends have: been members of a gang?






Response	6	8	10	12	Total	
0	91.9	87.8	88.0	90.7	89.5	
1	4.7	6.6	4.6	3.5	5.0	
2	1.1	2.5	2.9	2.4	2.2	
3	1.0	1.4	0.9	0.7	1.0	
4	1.3	1.7	3.6	2.8	2.3	
N of Valid	1018	1070	906	723	3717	
N of Miss	21	17	33	21	92	

Table 70: How old were you when you first: smoked marijuana?










Response	6	8	10	12	Total	
Never	99.3	91.3	74.3	59.2	83.1	
10 or younger	0.5	0.9	2.5	1.7	1.3	
11	0.2	1.2	1.4	1.0	0.9	
12	0.0	2.7	2.9	2.9	2.0	
13	0.0	3.7	5.1	4.6	3.2	
14	0.0	0.2	6.9	7.8	3.3	
15	0.0	0.0	5.6	7.6	2.9	
16	0.0	0.0	1.2	9.3	2.1	
17 or older	0.0	0.0	0.0	6.0	1.2	
N of Valid	1024	1065	907	721	3717	
N of Miss	15	22	32	23	92	

Table 71: How old were you when you first: smoked a cigarette, even just a puff?










Response	6	8	10	12	Total	
Never	94.1	83.5	70.7	60.9	78.9	
10 or younger	4.1	6.0	8.6	6.3	6.2	
11	1.7	2.5	2.6	2.7	2.3	
12	0.2	4.2	4.0	2.7	2.8	
13	0.0	3.3	4.6	5.4	3.1	
14	0.0	0.4	3.9	4.8	2.0	
15	0.0	0.0	4.6	5.4	2.2	
16	0.0	0.0	0.9	7.0	1.6	
17 or older	0.0	0.1	0.0	4.8	1.0	
N of Valid	1028	1075	916	728	3747	
N of Miss	11	12	23	16	62	

Table 72: How old were you when you first: had more than a sip or two of beer, wine or hard liquor (for example, vodka, whiskey, or gin)?










Response	6	8	10	12	Total	
Never	86.5	69.9	46.9	35.2	62.1	
10 or younger	9.1	9.5	10.5	6.9	9.1	
11	3.8	4.2	2.8	2.2	3.4	
12	0.6	6.7	5.0	3.4	4.0	
13	0.0	8.3	8.6	7.0	5.9	
14	0.0	1.3	12.0	8.7	5.0	
15	0.0	0.1	12.1	13.2	5.6	
16	0.0	0.0	1.6	14.0	3.1	
17 or older	0.0	0.0	0.3	9.4	1.9	
N of Valid	1024	1074	916	727	3741	
N of Miss	15	13	23	17	68	

Table 73: How old were you when you first: began drinking alcoholic beverages regularly, that is, at least once or twice a month?










Response	6	8	10	12	Total	
Never	98.9	94.7	83.5	66.7	87.7	
10 or younger	0.3	0.8	0.8	1.1	0.7	
11	0.6	0.8	0.4	0.1	0.5	
12	0.2	0.9	1.2	0.8	0.8	
13	0.0	2.4	2.3	1.7	1.6	
14	0.0	0.2	3.4	3.4	1.6	
15	0.0	0.1	6.6	5.9	2.8	
16	0.0	0.0	1.8	11.4	2.6	
17 or older	0.0	0.0	0.1	8.8	1.7	
N of Valid	1028	1073	913	727	3741	
N of Miss	11	14	26	17	68	

Table 74: How old were you when you first: used Daztrex?


Response	6	8	10	12	Total	
Never	100.0	100.0	100.0	100.0	100.0	
10 or younger	0.0	0.0	0.0	0.0	0.0	
11	0.0	0.0	0.0	0.0	0.0	
12	0.0	0.0	0.0	0.0	0.0	
13	0.0	0.0	0.0	0.0	0.0	
14	0.0	0.0	0.0	0.0	0.0	
15	0.0	0.0	0.0	0.0	0.0	
16	0.0	0.0	0.0	0.0	0.0	
17 or older	0.0	0.0	0.0	0.0	0.0	
N of Valid	988	1071	912	724	3695	
N of Miss	51	16	27	20	114	

Table 75: How old were you when you first: got suspended from school?










Response	6	8	10	12	Total	
Never	89.8	83.3	81.3	80.0	84.0	
10 or younger	7.0	5.5	3.7	3.2	5.0	
11	2.4	2.8	1.7	1.1	2.1	
12	0.9	3.6	3.3	2.2	2.5	
13	0.0	4.4	3.1	3.0	2.6	
14	0.0	0.4	4.3	3.7	1.9	
15	0.0	0.0	2.5	3.4	1.3	
16	0.0	0.0	0.1	2.2	0.5	
17 or older	0.0	0.0	0.0	1.1	0.2	
N of Valid	1021	1066	916	726	3729	
N of Miss	18	21	23	18	80	

Table 76: How old were you when you first: got arrested?










Response	6	8	10	12	Total	
Never	98.3	95.7	92.6	87.1	94.0	
10 or younger	0.9	0.4	0.2	0.1	0.4	
11	0.4	1.2	0.2	0.4	0.6	
12	0.4	0.9	1.0	0.4	0.7	
13	0.0	1.5	1.5	1.9	1.2	
14	0.0	0.2	2.2	3.2	1.2	
15	0.0	0.0	2.0	2.5	1.0	
16	0.0	0.1	0.3	2.3	0.6	
17 or older	0.0	0.0	0.0	2.1	0.4	
N of Valid	1024	1072	913	727	3736	
N of Miss	15	15	26	17	73	

Table 77: How old were you when you first: carried a handgun?










Response	6	8	10	12	Total	
Never	96.5	94.9	94.8	96.1	95.6	
10 or younger	1.9	0.8	1.0	1.2	1.2	
11	1.3	1.0	0.6	0.0	0.8	
12	0.3	1.5	0.4	0.4	0.7	
13	0.0	1.5	0.8	0.1	0.6	
14	0.0	0.2	0.8	0.4	0.3	
15	0.0	0.0	1.0	0.7	0.4	
16	0.0	0.0	0.7	0.7	0.3	
17 or older	0.1	0.0	0.0	0.3	0.1	
N of Valid	1024	1068	906	725	3723	
N of Miss	15	19	33	19	86	

Table 78: How old were you when you first: attacked someone with the idea of seriously hurting them?










Response	6	8	10	12	Total	
Never	91.5	85.8	84.5	86.9	87.3	
10 or younger	4.8	3.9	3.2	2.6	3.7	
11	3.2	2.8	1.9	0.7	2.3	
12	0.4	2.2	1.9	0.7	1.3	
13	0.0	4.0	2.4	1.1	2.0	
14	0.0	1.1	2.9	2.5	1.5	
15	0.0	0.1	3.0	2.3	1.2	
16	0.0	0.0	0.3	1.8	0.4	
17 or older	0.1	0.0	0.0	1.4	0.3	
N of Valid	1021	1068	911	726	3726	
N of Miss	18	19	28	18	83	

Table 79: How old were you when you first: belonged to a gang?










Response	6	8	10	12	Total	
Never	98.0	96.3	95.7	95.9	96.5	
10 or younger	1.1	0.7	0.7	0.4	0.7	
11	0.6	0.3	0.1	0.3	0.3	
12	0.3	1.1	0.2	0.7	0.6	
13	0.0	1.2	1.0	1.0	0.8	
14	0.0	0.3	0.5	0.7	0.3	
15	0.0	0.1	1.2	0.8	0.5	
16	0.0	0.0	0.5	0.0	0.1	
17 or older	0.0	0.0	0.0	0.3	0.1	
N of Valid	1025	1072	914	726	3737	
N of Miss	14	15	25	18	72	

Table 80: How wrong do you think it is for someone your age to: take a handgun to school?





Response	6	8	10	12	Total	
Very wrong	91.9	88.2	87.5	88.8	89.2	
Wrong	6.4	9.2	9.0	8.4	8.2	
A little bit wrong	1.0	1.9	2.6	2.1	1.8	
Not wrong at all	0.7	0.7	0.9	0.8	0.8	
N of Valid	1028	1076	919	730	3753	
N of Miss	11	11	20	14	56	

Table 81: How wrong do you think it is for someone your age to: steal anything worth more than \$5?





Response	6	8	10	12	Total	
Very wrong	68.7	52.8	52.0	58.5	58.1	
Wrong	24.4	32.9	34.5	32.1	30.8	
A little bit wrong	5.6	12.4	11.9	7.7	9.5	
Not wrong at all	1.4	1.9	1.6	1.7	1.6	
N of Valid	1026	1075	917	726	3744	
N of Miss	13	12	22	18	65	

Table 82: How wrong do you think it is for someone your age to: pick a fight with someone?





Response	6	8	10	12	Total	
Very wrong	64.3	41.0	34.5	42.5	46.1	
Wrong	23.9	36.1	34.5	34.4	32.0	
A little bit wrong	9.6	17.9	25.8	20.0	18.0	
Not wrong at all	2.2	5.0	5.2	3.2	3.9	
N of Valid	1024	1072	912	730	3738	
N of Miss	15	15	27	14	71	

Table 83: How wrong do you think it is for someone your age to: attack someone with the idea of seriously hurting them?





Response	6	8	10	12	Total	
Very wrong	86.8	72.5	64.2	68.9	73.7	
Wrong	9.0	19.0	23.4	22.6	18.0	
A little bit wrong	2.7	6.1	9.0	7.3	6.1	
Not wrong at all	1.6	2.4	3.4	1.2	2.2	
N of Valid	1027	1076	914	729	3746	
N of Miss	12	11	25	15	63	

Table 84: How wrong do you think it is for someone your age to: stay away from school all day when their parents think they are at school?





Response	6	8	10	12	Total	
Very wrong	85.8	65.2	52.4	45.8	64.0	
Wrong	10.7	23.6	29.6	33.8	23.5	
A little bit wrong	2.4	8.4	14.6	15.1	9.6	
Not wrong at all	1.1	2.8	3.4	5.2	2.9	
N of Valid	1029	1078	918	727	3752	
N of Miss	10	9	21	17	57	

Table 85: How wrong do you think it is for someone your age to: drink beer, wine or hard liquor (for example, vodka, whiskey, or gin) regularly?





Response	6	8	10	12	Total	
Very wrong	91.2	70.7	49.7	35.0	64.2	
Wrong	5.6	18.5	21.6	23.5	16.7	
A little bit wrong	1.9	7.8	20.5	27.9	13.2	
Not wrong at all	1.3	3.1	8.3	13.6	5.9	
N of Valid	1027	1077	918	728	3750	
N of Miss	12	10	21	16	59	

Table 86: How wrong do you think it is for someone your age to: smoke cigarettes?





Response	6	8	10	12	Total	
Very wrong	90.6	76.1	59.4	49.0	70.7	
Wrong	6.6	15.7	21.7	22.3	16.0	
A little bit wrong	1.8	6.4	11.1	17.6	8.5	
Not wrong at all	1.1	1.8	7.8	11.1	4.9	
N of Valid	1028	1075	919	727	3749	
N of Miss	11	12	20	17	60	

Table 87: How wrong do you think it is for someone your age to: smoke marijuana?





Response	6	8	10	12	Total	
Very wrong	95.3	79.0	53.8	41.1	70.0	
Wrong	3.0	9.7	17.2	19.3	11.6	
A little bit wrong	0.7	6.9	14.6	17.9	9.2	
Not wrong at all	1.0	4.5	14.3	21.7	9.3	
N of Valid	1025	1075	916	722	3738	
N of Miss	14	12	23	22	71	

Table 88: How wrong do you think it is for someone your age to: use prescription drugs or non-prescription drugs for the purpose of getting high?


Response	6	8	10	12	Total	
Very wrong	95.7	84.8	73.9	69.5	82.2	
Wrong	3.2	10.7	16.0	18.1	11.4	
A little bit wrong	0.1	2.2	6.8	9.0	4.1	
Not wrong at all	1.0	2.2	3.3	3.4	2.4	
N of Valid	1022	1073	917	725	3737	
N of Miss	17	14	22	19	72	

Table 89: How wrong do you think it is for someone your age to: use synthetic marijuana (K2, spice) or bath salts?


Response	6	8	10	12	Total	
Very wrong	95.4	87.1	78.7	77.4	85.4	
Wrong	3.0	8.7	13.3	13.2	9.2	
A little bit wrong	0.6	2.5	4.8	6.5	3.3	
Not wrong at all	1.1	1.7	3.2	2.9	2.1	
N of Valid	1016	1076	915	726	3733	
N of Miss	23	11	24	18	76	

Table 90: How wrong do you think it is for someone your age to: use LSD, cocaine, amphetamines or another illegal drug?


Response	6	8	10	12	Total	
Very wrong	97.6	90.0	85.5	83.9	89.8	
Wrong	1.6	7.3	9.2	9.4	6.6	
A little bit wrong	0.0	1.3	3.1	4.7	2.0	
Not wrong at all	0.9	1.4	2.3	2.1	1.6	
N of Valid	1021	1074	917	726	3738	
N of Miss	18	13	22	18	71	

Table 91: At school during the past 12 months, did you receive help from the resource teacher, speech therapist or other special education teacher?



Response	6	8	10	12	Total	
No	69.9	82.5	91.8	91.6	83.1	
Yes	30.1	17.5	8.2	8.4	16.9	
N of Valid	975	994	857	679	3505	
N of Miss	64	93	82	65	304	

Table 92: How many times in the past year (12 months) have you: been suspended from school?









Response	6	8	10	12	Total	
Never	93.2	89.4	90.2	93.9	91.5	
1 to 2 times	5.8	8.7	7.5	5.7	7.0	
3 to 5 times	0.8	1.2	1.4	0.1	0.9	
6 to 9 times	0.1	0.6	0.5	0.1	0.3	
10 to 19 times	0.0	0.0	0.1	0.0	0.0	
20 to 29 times	0.2	0.1	0.0	0.0	0.1	
30 to 39 times	0.0	0.0	0.1	0.0	0.0	
40+ times	0.0	0.1	0.1	0.1	0.1	
N of Valid	1023	1072	915	724	3734	
N of Miss	16	15	24	20	75	

Table 93: How many times in the past year (12 months) have you: carried a handgun?









Response	6	8	10	12	Total	
Never	97.0	96.3	95.9	97.0	96.5	
1 to 2 times	1.5	2.1	1.9	1.0	1.6	
3 to 5 times	0.9	0.7	0.7	0.6	0.7	
6 to 9 times	0.5	0.0	0.7	0.7	0.4	
10 to 19 times	0.1	0.3	0.4	0.1	0.2	
20 to 29 times	0.0	0.2	0.1	0.1	0.1	
30 to 39 times	0.0	0.1	0.0	0.0	0.0	
40+ times	0.1	0.4	0.4	0.6	0.3	
N of Valid	1021	1070	917	723	3731	
N of Miss	18	17	22	21	78	

Table 94: How many times in the past year (12 months) have you: sold illegal drugs?









Response	6	8	10	12	Total	
Never	99.8	98.5	93.3	92.8	96.5	
1 to 2 times	0.2	0.7	2.4	2.4	1.3	
3 to 5 times	0.0	0.3	1.5	1.1	0.7	
6 to 9 times	0.0	0.1	0.3	1.5	0.4	
10 to 19 times	0.0	0.2	0.9	0.3	0.3	
20 to 29 times	0.0	0.1	0.1	0.4	0.1	
30 to 39 times	0.0	0.0	0.0	0.6	0.1	
40+ times	0.0	0.2	1.4	1.0	0.6	
N of Valid	1017	1070	913	722	3722	
N of Miss	22	17	26	22	87	

Table 95: How many times in the past year (12 months) have you: stolen or tried to steal a motor vehicle such as a car or motorcycle?









Response	6	8	10	12	Total	
Never	99.5	99.0	97.8	99.2	98.9	
1 to 2 times	0.4	0.7	1.6	0.4	0.8	
3 to 5 times	0.1	0.0	0.1	0.1	0.1	
6 to 9 times	0.0	0.0	0.0	0.1	0.0	
10 to 19 times	0.0	0.1	0.1	0.0	0.1	
20 to 29 times	0.0	0.0	0.1	0.0	0.0	
30 to 39 times	0.0	0.0	0.0	0.1	0.0	
40+ times	0.0	0.2	0.2	0.0	0.1	
N of Valid	1022	1072	916	722	3732	
N of Miss	17	15	23	22	77	

Table 96: How many times in the past year (12 months) have you: participated in clubs, organizations or activities at school?









Response	6	8	10	12	Total	
Never	28.3	27.2	22.8	23.5	25.7	
1 to 2 times	28.9	20.0	14.3	13.0	19.7	
3 to 5 times	17.0	14.0	14.3	11.1	14.3	
6 to 9 times	8.0	7.6	8.4	7.2	7.8	
10 to 19 times	5.1	6.1	8.9	9.4	7.1	
20 to 29 times	3.7	4.3	7.1	7.1	5.4	
30 to 39 times	1.1	2.5	2.2	4.3	2.4	
40+ times	7.9	18.2	22.0	24.5	17.5	
N of Valid	1019	1068	914	723	3724	
N of Miss	20	19	25	21	85	

Table 97: How many times in the past year (12 months) have you: been arrested?







Response	6	8	10	12	Total	
Never	98.8	96.1	93.8	93.8	95.8	
1 to 2 times	0.9	3.3	5.5	5.0	3.5	
3 to 5 times	0.1	0.3	0.2	1.0	0.3	
6 to 9 times	0.2	0.2	0.1	0.3	0.2	
10 to 19 times	0.0	0.1	0.0	0.0	0.0	
20 to 29 times	0.0	0.0	0.0	0.0	0.0	
30 to 39 times	0.0	0.0	0.0	0.0	0.0	
40+ times	0.0	0.1	0.3	0.0	0.1	
N of Valid	1021	1065	910	721	3717	
N of Miss	18	22	29	23	92	

Table 98: How many times in the past year (12 months) have you: attacked someone with the idea of seriously hurting them?


Response	6	8	10	12	Total	
Never	92.0	88.5	88.7	92.4	90.3	
1 to 2 times	6.1	7.3	7.1	5.4	6.5	
3 to 5 times	0.8	2.2	1.7	1.1	1.5	
6 to 9 times	0.5	0.9	0.9	0.6	0.7	
10 to 19 times	0.2	0.6	0.8	0.3	0.5	
20 to 29 times	0.3	0.2	0.1	0.1	0.2	
30 to 39 times	0.0	0.1	0.0	0.0	0.0	
40+ times	0.2	0.2	0.7	0.1	0.3	
N of Valid	1020	1072	915	723	3730	
N of Miss	19	15	24	21	79	

Table 99: How many times in the past year (12 months) have you: been drunk or high at school?


Response	6	8	10	12	Total	
Never	99.0	95.7	85.8	84.6	92.1	
1 to 2 times	0.9	2.7	6.9	4.6	3.6	
3 to 5 times	0.0	0.8	1.9	2.1	1.1	
6 to 9 times	0.1	0.1	1.2	1.8	0.7	
10 to 19 times	0.0	0.0	1.2	2.5	0.8	
20 to 29 times	0.0	0.2	1.1	0.8	0.5	
30 to 39 times	0.0	0.2	0.1	0.6	0.2	
40+ times	0.0	0.3	1.9	3.0	1.1	
N of Valid	1022	1074	917	723	3736	
N of Miss	17	13	22	21	73	

Table 100: How many times in the past year (12 months) have you: taken a handgun to school?

Response	6	8	10	12	Total	
Never	99.8	99.6	99.0	99.6	99.5	
1 to 2 times	0.2	0.3	0.5	0.0	0.3	
3 to 5 times	0.0	0.0	0.0	0.1	0.0	
6 to 9 times	0.0	0.0	0.0	0.0	0.0	
10 to 19 times	0.0	0.1	0.0	0.0	0.0	
20 to 29 times	0.0	0.0	0.0	0.0	0.0	
30 to 39 times	0.0	0.0	0.0	0.0	0.0	
40+ times	0.0	0.0	0.4	0.3	0.2	
N of Valid	1018	1072	916	722	3728	
N of Miss	21	15	23	22	81	

Table 101: Are you currently on probation, or assigned a probation officer with Juvenile Court?

Response	6	8	10	12	Total	
No	98.3	96.5	96.2	95.5	96.7	
Yes	1.7	3.5	3.8	4.5	3.3	
N of Valid	956	945	860	689	3450	
N of Miss	83	142	79	55	359	

Table 102: Have you ever belonged to a gang?

Response	6	8	10	12	Total	
No	95.2	92.7	92.2	94.1	93.5	
No, but would like to	1.6	2.3	2.3	1.2	1.9	
Yes, in the past	2.0	3.0	2.1	3.7	2.6	
Yes, belong now	1.0	1.9	3.2	1.0	1.8	
Yes, but would like to get out	0.3	0.2	0.2	0.0	0.2	
N of Valid	1023	1077	916	723	3739	
N of Miss	16	10	23	21	70	

Table 103: If you have ever belonged to a gang, did that gang have a name?

Response	6	8	10	12	Total	
No	6.9	6.1	6.2	9.8	7.0	
Yes	2.7	4.8	5.5	5.4	4.5	
I have never belonged to a gang	90.5	89.1	88.3	84.8	88.4	
N of Valid	1018	1065	905	717	3705	
N of Miss	21	22	34	27	104	

Table 104: You are at a party at someone's house, and one of your friends offers you a drink containing alcohol. What would you say or do?

Response	6	8	10	12	Total	
Drink it	3.3	13.2	31.3	42.9	20.7	
Tell your friend, 'No thanks, I don't drink' and suggest that you and your friend go and do something else	48.0	42.4	31.5	23.0	37.5	
Just say, 'No thanks' and walk away	28.5	29.6	27.8	27.3	28.4	
Make up a good excuse, tell your friend you had something else to do, and leave	20.1	14.9	9.4	6.8	13.4	
N of Valid	1018	1069	914	718	3719	
N of Miss	21	18	25	26	90	

Table 105: How often do you attend religious services or activities?

Response	6	8	10	12	Total	
Never	16.3	13.1	15.0	18.8	15.5	
Rarely	21.7	22.5	25.3	28.5	24.1	
1-2 Times a Month	11.5	16.8	14.1	13.2	14.0	
About Once a Week or More	50.6	47.6	45.6	39.5	46.3	
N of Valid	1002	1063	917	719	3701	
N of Miss	37	24	22	25	108	

Table 106: I think sometimes it's okay to cheat at school.

Response	6	8	10	12	Total	
NO!	71.9	40.7	24.0	19.4	41.0	
no	22.9	42.0	44.3	41.1	37.2	
yes	4.9	16.0	27.7	33.6	19.3	
YES!	0.3	1.3	3.9	5.9	2.6	
N of Valid	1018	1072	916	723	3729	
N of Miss	21	15	23	21	80	

Table 107: It is important to think before you act.

Response	6	8	10	12	Total	
NO!	1.1	1.4	0.9	0.8	1.1	
no	3.0	3.6	2.8	1.0	2.7	
yes	22.4	34.9	39.9	35.0	32.7	
YES!	73.5	60.1	56.4	63.2	63.4	
N of Valid	1016	1072	913	722	3723	
N of Miss	23	15	26	22	86	

Table 108: Sometimes I think that life is not worth it.

Response	6	8	10	12	Total	
NO!	61.0	44.9	40.8	47.5	48.8	
no	20.8	25.6	26.8	25.6	24.5	
yes	13.8	21.1	23.9	21.5	19.9	
YES!	4.4	8.4	8.5	5.4	6.7	
N of Valid	1011	1060	904	720	3695	
N of Miss	28	27	35	24	114	

Table 109: At times I think I am no good at all.





Response	6	8	10	12	Total	
NO!	37.4	29.0	25.5	29.9	30.6	
no	24.3	25.6	27.0	28.5	26.2	
yes	28.7	33.8	34.7	32.6	32.4	
YES!	9.7	11.5	12.8	9.0	10.8	
N of Valid	1005	1058	907	720	3690	
N of Miss	34	29	32	24	119	

Table 110: All in all, I am inclined to think that I am a failure.





Response	6	8	10	12	Total	
NO!	54.6	44.3	40.2	45.7	46.4	
no	25.2	33.5	34.9	36.3	32.1	
yes	15.0	15.7	17.6	14.7	15.8	
YES!	5.3	6.5	7.3	3.3	5.7	
N of Valid	1009	1065	908	722	3704	
N of Miss	30	22	31	22	105	

Table 111: In the past year, have you felt depressed or sad MOST days, even if you felt okay sometimes?





Response	6	8	10	12	Total	
NO!	32.1	33.9	27.5	33.7	31.8	
no	23.8	24.2	26.3	25.8	24.9	
yes	31.6	27.4	29.5	26.2	28.8	
YES!	12.6	14.5	16.7	14.4	14.5	
N of Valid	1014	1068	909	722	3713	
N of Miss	25	19	30	22	96	

Table 112: It is all right to beat up people if they start the fight.





Response	6	8	10	12	Total	
NO!	53.7	35.7	26.9	30.6	37.5	
no	20.7	23.8	21.5	24.9	22.6	
yes	17.2	23.1	28.6	26.3	23.5	
YES!	8.4	17.4	22.9	18.1	16.4	
N of Valid	1021	1068	911	718	3718	
N of Miss	18	19	28	26	91	

Table 113: I think it is okay to take something without asking if you can get away with it.





Response	6	8	10	12	Total	
NO!	82.4	61.3	55.9	60.8	65.7	
no	14.6	32.0	35.3	32.4	28.1	
yes	2.3	4.9	7.2	5.1	4.8	
YES!	0.7	1.7	1.7	1.7	1.4	
N of Valid	1018	1071	909	720	3718	
N of Miss	21	16	30	24	91	

Table 114: Where do you get the most information about living a drug and alcohol free life? Parents/guardians





Response	6	8	10	12	Total	
All the time	47.5	44.6	38.9	38.3	42.7	
Most	24.0	26.0	26.0	26.9	25.6	
Some	15.8	17.3	23.0	20.7	19.0	
Very little	12.7	12.1	12.2	14.1	12.7	
N of Valid	969	1054	905	715	3643	
N of Miss	70	33	34	29	166	

Table 115: Where do you get the most information about living a drug and alcohol free life? Friends





Response	6	8	10	12	Total	
All the time	19.2	13.4	10.8	9.4	13.5	
Most	16.5	16.3	15.1	18.2	16.4	
Some	24.9	32.3	32.0	28.8	29.6	
Very little	39.4	38.0	42.1	43.6	40.5	
N of Valid	941	1046	893	713	3593	
N of Miss	98	41	46	31	216	

Table 116: Where do you get the most information about living a drug and alcohol free life? Family members





Response	6	8	10	12	Total	
All the time	40.6	35.4	26.9	25.2	32.7	
Most	25.3	25.1	24.9	25.2	25.1	
Some	17.6	23.7	27.5	28.0	23.9	
Very little	16.5	15.8	20.8	21.7	18.4	
N of Valid	956	1047	896	711	3610	
N of Miss	83	40	43	33	199	

Table 117: Where do you get the most information about living a drug and alcohol free life? School





Response	6	8	10	12	Total	
All the time	55.4	51.4	33.9	29.5	43.8	
Most	24.5	27.5	30.5	28.5	27.6	
Some	9.4	13.2	22.9	25.2	17.0	
Very little	10.7	7.9	12.7	16.8	11.6	
N of Valid	967	1059	895	713	3634	
N of Miss	72	28	44	31	175	

Table 118: Where do you get the most information about living a drug and alcohol free life? Internet





Response	6	8	10	12	Total	
All the time	14.5	12.3	8.8	7.9	11.1	
Most	11.9	13.8	10.6	10.0	11.7	
Some	20.9	25.4	24.8	26.5	24.3	
Very little	52.8	48.5	55.8	55.6	52.8	
N of Valid	934	1047	886	709	3576	
N of Miss	105	40	53	35	233	

Table 119: Where do you get the most information about living a drug and alcohol free life? TV





Response	6	8	10	12	Total	
All the time	17.0	12.8	10.0	8.6	12.4	
Most	11.9	15.5	12.1	11.2	12.9	
Some	28.8	29.2	29.7	31.4	29.7	
Very little	42.3	42.4	48.3	48.8	45.1	
N of Valid	943	1043	887	713	3586	
N of Miss	96	44	52	31	223	

Table 120: Where do you get the most information about living a drug and alcohol free life? Social media





Response	6	8	10	12	Total	
All the time	14.8	12.7	8.5	6.9	11.0	
Most	10.1	15.5	10.9	9.7	11.8	
Some	21.3	24.4	25.7	28.6	24.8	
Very little	53.8	47.3	54.9	54.9	52.4	
N of Valid	920	1037	886	711	3554	
N of Miss	119	50	53	33	255	

Table 121: How much do you think people risk harming themselves (physically or in other ways) if they: smoked one or more packs of cigarettes per day?





Response	6	8	10	12	Total	
No risk	11.4	8.0	4.6	3.1	7.2	
Slight risk	8.7	7.1	7.3	8.2	7.8	
Moderate risk	20.6	18.4	20.9	19.3	19.8	
Great risk	59.3	66.5	67.1	69.4	65.2	
N of Valid	1010	1056	907	719	3692	
N of Miss	29	31	32	25	117	

Table 122: How much do you think people risk harming themselves (physically or in other ways) if they: try marijuana once or twice?





Response	6	8	10	12	Total	
No risk	15.0	16.1	29.7	43.6	24.6	
Slight risk	19.1	25.5	31.8	27.5	25.7	
Moderate risk	26.1	23.8	17.9	14.9	21.2	
Great risk	39.8	34.6	20.6	14.0	28.5	
N of Valid	998	1053	903	720	3674	
N of Miss	41	34	36	24	135	

Table 123: How much do you think people risk harming themselves (physically or in other ways) if they: smoke marijuana once or twice a week?





Response	6	8	10	12	Total	
No risk	13.6	12.4	21.0	28.2	18.0	
Slight risk	9.2	14.0	20.0	25.7	16.5	
Moderate risk	19.8	23.5	25.0	21.6	22.5	
Great risk	57.4	50.0	34.1	24.4	43.1	
N of Valid	991	1037	897	716	3641	
N of Miss	48	50	42	28	168	

Table 124: How much do you think people risk harming themselves (physically or in other ways) if they: take one or two drinks of an alcoholic beverage (beer, wine, liquor) nearly every day?


Response	6	8	10	12	Total	
No risk	12.5	9.6	9.1	9.2	10.2	
Slight risk	13.2	16.3	20.3	23.9	17.9	
Moderate risk	23.3	25.6	30.6	31.1	27.3	
Great risk	51.0	48.5	40.0	35.8	44.6	
N of Valid	1003	1052	905	720	3680	
N of Miss	36	35	34	24	129	

Table 125: How much do you think people risk harming themselves (physically or in other ways) if they: have five or more drinks of an alcoholic beverage once or twice each weekend?


Response	6	8	10	12	Total	
No risk	12.3	8.4	6.9	5.4	8.5	
Slight risk	8.5	10.1	12.8	20.1	12.3	
Moderate risk	23.2	21.8	26.9	31.1	25.3	
Great risk	55.9	59.7	53.4	43.3	53.9	
N of Valid	1007	1047	907	720	3681	
N of Miss	32	40	32	24	128	

Table 126: How much do you think people risk harming themselves (physically or in other ways) if they: use prescription drugs that are not prescribed to them?


Response	6	8	10	12	Total	
No risk	11.6	8.1	4.8	2.2	7.1	
Slight risk	3.9	5.7	8.5	9.2	6.6	
Moderate risk	18.0	19.3	20.0	23.0	19.8	
Great risk	66.5	66.9	66.7	65.6	66.5	
N of Valid	1000	1049	903	718	3670	
N of Miss	39	38	36	26	139	

Table 127: How much do you think people risk harming themselves (physically or in other ways) if they: use non-prescription drugs to get high?


Response	6	8	10	12	Total	
No risk	12.9	8.1	5.5	2.4	7.7	
Slight risk	2.8	6.9	7.3	7.8	6.0	
Moderate risk	14.3	15.2	18.3	21.8	17.0	
Great risk	70.0	69.8	68.8	68.0	69.3	
N of Valid	1001	1051	902	719	3673	
N of Miss	38	36	37	25	136	

Table 128: Have you ever used smokeless tobacco (chew, snuff, plug, dipping tobacco, or chewing tobacco)?


Response	6	8	10	12	Total	
Never	97.1	92.6	85.5	82.1	90.1	
Once or Twice	2.3	5.1	7.5	8.5	5.6	
Once in a while but not regularly	0.1	1.4	3.2	3.8	1.9	
Regularly in the past	0.2	0.7	1.8	2.6	1.2	
Regularly now	0.3	0.2	2.1	3.1	1.2	
N of Valid	1014	1060	910	720	3704	
N of Miss	25	27	29	24	105	

Table 129: How often have you taken smokeless tobacco during the past 30 days?


Response	6	8	10	12	Total	
Not at all	98.6	97.5	92.8	93.0	95.8	
Once or twice	1.0	1.7	3.6	2.8	2.2	
Once or twice per week	0.1	0.3	0.8	1.0	0.5	
Three to five times per week	0.1	0.2	0.6	0.3	0.3	
About once a day	0.0	0.0	0.7	0.6	0.3	
More than once a day	0.2	0.3	1.5	2.4	1.0	
N of Valid	1013	1059	907	719	3698	
N of Miss	26	28	32	25	111	

Table 130: Have you ever smoked cigarettes?

Response	6	8	10	12	Total	
Never	94.5	83.9	73.2	63.2	80.1	
Once or Twice	4.0	11.6	13.2	16.5	10.9	
Once in a while but not regularly	1.4	2.8	6.4	8.5	4.4	
Regularly in the past	0.1	1.2	3.2	4.4	2.0	
Regularly now	0.1	0.5	4.1	7.4	2.6	
N of Valid	1011	1061	909	720	3701	
N of Miss	28	26	30	24	108	

Table 131: How frequently have you smoked cigarettes during the past 30 days?

Response	6	8	10	12	Total	
Not at all	98.3	97.3	90.3	84.7	93.4	
Less than one cigarette per day	1.4	1.8	4.6	7.8	3.5	
One to five cigarettes per day	0.2	0.9	2.8	4.7	1.9	
About one-half pack per day	0.0	0.0	1.2	1.3	0.5	
About one pack per day	0.0	0.0	0.7	1.3	0.4	
About one and one-half packs per day	0.0	0.0	0.4	0.3	0.2	
Two packs or more per day	0.1	0.1	0.0	0.0	0.1	
N of Valid	1016	1058	908	719	3701	
N of Miss	23	29	31	25	108	

Table 132: Which statement best describes rules about smoking inside your home?

Response	6	8	10	12	Total	
Smoking is not allowed anywhere inside your home	74.6	70.3	72.1	78.4	73.5	
Smoking is allowed in some places and at some times	7.4	7.1	7.0	6.6	7.1	
Smoking is allowed anywhere inside the home	1.9	2.5	3.1	3.4	2.6	
There are no rules about smoking inside the home	2.4	5.2	7.8	5.0	5.0	
I don't know	13.7	14.9	10.0	6.6	11.8	
N of Valid	1007	1055	909	714	3685	
N of Miss	32	32	30	30	124	

Table 133: Which statement best describes rules about smoking in your family cars?







Response	6	8	10	12	Total	
Smoking is never allowed in any car	70.7	65.5	66.0	71.7	68.3	
Smoking is allowed sometimes or in some cars	11.8	10.6	10.6	9.4	10.7	
Smoking is allowed in any car anytime	2.1	4.1	4.9	4.1	3.7	
There are no rules about smoking in the car	3.0	5.4	8.2	6.4	5.6	
We do not have a family car	0.7	0.6	0.8	1.0	0.7	
I don't know	11.8	13.9	9.6	7.4	11.0	
N of Valid	1011	1054	907	714	3686	
N of Miss	28	33	32	30	123	

Table 134: During this school year, were you taught in any of your classes about the dangers of tobacco use?






Response	6	8	10	12	Total	
Strongly agree	39.5	30.6	14.5	10.0	25.1	
Agree	26.8	31.6	30.7	24.2	28.6	
Disagree	7.1	9.9	15.8	21.4	12.8	
Strongly disagree	6.2	7.9	20.2	28.1	14.4	
I don't know	20.4	20.0	18.8	16.3	19.1	
N of Valid	992	1034	890	707	3623	
N of Miss	47	53	49	37	186	

Table 135: During the past 12 months, have you participated in any community activities to discourage people your age from using cigarettes, chewing tobacco, snuff, dip or cigars?






Response	6	8	10	12	Total	
Strongly agree	17.9	13.3	8.2	6.1	11.9	
Agree	17.9	17.7	12.2	12.7	15.4	
Disagree	12.3	16.7	24.1	22.5	18.5	
Strongly disagree	19.9	22.8	32.5	42.9	28.4	
I don't know	32.0	29.5	23.0	15.8	25.9	
N of Valid	977	1028	888	708	3601	
N of Miss	62	59	51	36	208	

Table 136: Think back over the last two weeks. How many times have you had five or more alcoholic drinks in a row?

Response	6	8	10	12	Total	
None	97.8	94.7	88.3	76.6	90.5	
Once	1.3	2.8	4.1	9.7	4.0	
Twice	0.6	1.6	2.9	6.0	2.5	
3-5 times	0.1	0.1	2.8	4.9	1.7	
6-9 times	0.0	0.3	0.4	0.7	0.3	
10 or more times	0.2	0.6	1.4	2.1	1.0	
N of Valid	1004	1049	900	714	3667	
N of Miss	35	38	39	30	142	

Table 137: During the past 30 days, how many times did you ride in a car or other vehicle driven by someone who had been drinking alcohol or using drugs to get high?

Response	6	8	10	12	Total	
0 times	91.3	88.8	81.4	76.3	85.2	
1 time	4.3	4.2	7.7	7.3	5.7	
2 or 3 times	2.7	4.1	5.1	9.4	5.0	
4 or 5 times	0.5	0.8	2.2	2.7	1.4	
6 or more times	1.2	2.2	3.6	4.3	2.7	
N of Valid	1000	1051	898	714	3663	
N of Miss	39	36	41	30	146	

Table 138: During the past 30 days, how many times did you drive a car or other vehicle when you had been drinking alcohol or using drugs to get high?

Response	6	8	10	12	Total	
I did not drive a car in the past 30 days	56.2	62.1	40.9	21.5	47.2	
0 times	42.5	36.2	53.4	65.5	48.0	
1 time	0.6	0.9	2.9	3.5	1.9	
2 or 3 times	0.4	0.3	1.4	3.8	1.3	
4 or 5 times	0.2	0.2	0.5	1.8	0.6	
6 or more times	0.1	0.4	0.9	3.8	1.1	
N of Valid	951	1023	885	707	3566	
N of Miss	88	64	54	37	243	

Table 139: If you drank alcohol (not just a sip or taste) in the past year, how did you usually get it?













Response	6	8	10	12	Total	
I did not drink alcohol in the past year	94.9	85.5	66.7	47.9	76.2	
I bought it myself with a fake ID	0.1	0.1	0.3	0.1	0.2	
I bought it myself without a fake ID	0.0	0.3	0.5	0.6	0.3	
I got it from someone I know age 21 or older	0.5	2.6	9.0	24.8	7.9	
I got it from someone I know under age 21	0.2	1.5	5.3	9.5	3.6	
I got it from my brother or sister	0.1	0.5	1.6	1.3	0.8	
I got it from home with my parents' permission	0.9	2.1	3.3	5.2	2.7	
I got it from home without my parents' permission	0.5	2.4	3.6	1.9	2.1	
I got it from another relative	0.4	0.8	2.0	1.2	1.1	
A stranger bought it for me	0.2	0.4	0.8	0.3	0.4	
I took it from a store or shop	0.0	0.1	0.1	0.0	0.1	
Other	2.1	3.8	6.7	7.2	4.7	
N of Valid	983	1031	884	693	3591	
N of Miss	56	56	55	51	218	

Table 140: If you drank alcohol (not just a sip or taste) in the past year, where did you usually drink it?











Response	6	8	10	12	Total	
I did not drink alcohol in the past year	96.2	86.7	67.9	47.9	77.2	
at my home	0.8	5.3	8.6	12.2	6.2	
at someone else's home	1.2	5.6	18.2	33.4	12.9	
at an open area like a park, beach, field, back road, woods, or a street corner	0.7	1.3	2.5	2.9	1.7	
at a sporting event or concert	0.1	0.2	0.6	0.4	0.3	
at a restaurant, bar, or a nightclub	0.4	0.3	0.6	1.3	0.6	
at an empty building or a construction site	0.1	0.5	0.2	0.1	0.3	
at a hotel/motel	0.1	0.1	0.2	0.7	0.3	
in a car	0.3	0.0	0.7	0.9	0.4	
at school	0.0	0.1	0.6	0.1	0.2	
N of Valid	977	1022	875	689	3563	
N of Miss	62	65	64	55	246	

Table 141: How do you feel about someone your age having one or two drinks of an alcoholic beverage nearly every day?





Response	6	8	10	12	Total	
Neither approve nor disapprove	19.4	23.7	27.4	29.2	24.5	
Somewhat disapprove	5.0	12.8	22.4	20.7	14.6	
Strongly disapprove	58.7	48.4	40.9	41.7	48.1	
Don't know or can't say	16.9	15.0	9.3	8.4	12.8	
N of Valid	986	1024	894	702	3606	
N of Miss	53	63	45	42	203	

Table 142: On how many occasions have you had alcoholic beverages (beer, wine or hard liquor) to drink in your lifetime - more than just a few sips?








Response	6	8	10	12	Total	
0	93.6	79.8	55.9	38.4	69.7	
01/02/13	4.4	9.0	14.6	11.8	9.6	
03/05/13	0.7	4.4	10.3	10.1	5.9	
06/09/13	0.5	3.1	5.8	7.9	4.0	
10/19/13	0.5	1.6	5.1	9.8	3.7	
20-39	0.1	0.4	3.5	8.6	2.7	
40	0.2	1.7	4.9	13.5	4.3	
N of Valid	1004	1047	904	706	3661	
N of Miss	35	40	35	38	148	

Table 143: On how many occasions have you drunk one of more drinks of an alcoholic beverage during the past 30 days?








Response	6	8	10	12	Total	
0	98.6	94.2	82.8	68.7	87.7	
01/02/13	1.1	3.3	8.7	14.0	6.1	
03/05/13	0.1	1.3	5.6	7.8	3.3	
06/09/13	0.0	0.5	1.2	4.3	1.3	
10/19/13	0.1	0.4	1.1	3.3	1.0	
20-39	0.0	0.0	0.2	1.1	0.3	
40	0.1	0.3	0.4	0.9	0.4	
N of Valid	999	1050	900	705	3654	
N of Miss	40	37	39	39	155	

Table 144: On how many occasions have you used marijuana (grass, pot) or hashish (hash, hash oil) in your lifetime?


Response	6	8	10	12	Total	
0	99.2	90.9	75.8	61.1	83.7	
01/02/13	0.3	3.5	6.1	6.1	3.8	
03/05/13	0.2	1.5	4.0	4.1	2.3	
06/09/13	0.0	1.1	1.9	3.4	1.5	
10/19/13	0.2	0.7	3.1	4.1	1.8	
20-39	0.0	0.5	2.3	5.5	1.8	
40	0.1	1.7	6.7	15.6	5.2	
N of Valid	1005	1045	898	704	3652	
N of Miss	34	42	41	40	157	

Table 145: On how many occasions have you used marijuana (grass, pot) or hashish (hash, hash oil) during the past 30 days?


Response	6	8	10	12	Total	
0	99.8	96.0	86.0	77.7	91.0	
01/02/13	0.1	1.7	6.5	6.8	3.4	
03/05/13	0.0	1.1	2.6	3.4	1.6	
06/09/13	0.0	0.5	1.8	2.6	1.1	
10/19/13	0.0	0.2	1.2	2.0	0.7	
20-39	0.0	0.4	0.3	2.8	0.7	
40	0.1	0.1	1.7	4.7	1.4	
N of Valid	1003	1047	897	703	3650	
N of Miss	36	40	42	41	159	

Table 146: On how many occasions have you used LSD or other psychedelics in your lifetime?


Response	6	8	10	12	Total	
0	99.8	99.4	98.1	95.2	98.4	
01/02/13	0.1	0.3	0.7	2.7	0.8	
03/05/13	0.0	0.1	0.7	0.8	0.4	
06/09/13	0.0	0.2	0.1	0.8	0.2	
10/19/13	0.0	0.0	0.0	0.1	0.0	
20-39	0.0	0.0	0.4	0.3	0.2	
40	0.1	0.0	0.0	0.0	0.0	
N of Valid	988	1047	902	706	3643	
N of Miss	51	40	37	38	166	

Table 147: On how many occasions have you used LSD or other psychedelics during the past 30 days?

Response	6	8	10	12	Total	
0	99.8	99.6	99.1	97.7	99.2	
01/02/13	0.1	0.2	0.6	1.7	0.5	
03/05/13	0.0	0.1	0.1	0.4	0.1	
06/09/13	0.0	0.0	0.1	0.1	0.1	
10/19/13	0.0	0.1	0.0	0.0	0.0	
20-39	0.0	0.0	0.1	0.0	0.0	
40	0.1	0.0	0.0	0.0	0.0	
N of Valid	991	1045	899	706	3641	
N of Miss	48	42	40	38	168	

Table 148: On how many occasions have you used cocaine or crack in your lifetime?

Response	6	8	10	12	Total	
0	99.9	98.5	98.1	97.6	98.6	
01/02/13	0.1	1.1	1.3	1.7	1.0	
03/05/13	0.0	0.2	0.1	0.4	0.2	
06/09/13	0.0	0.1	0.1	0.0	0.1	
10/19/13	0.0	0.1	0.2	0.1	0.1	
20-39	0.0	0.0	0.0	0.1	0.0	
40	0.0	0.0	0.1	0.0	0.0	
N of Valid	1000	1047	900	706	3653	
N of Miss	39	40	39	38	156	

Table 149: On how many occasions have you used cocaine or crack during the past 30 days?

Response	6	8	10	12	Total	
0	99.9	99.3	99.7	99.6	99.6	
01/02/13	0.0	0.5	0.0	0.3	0.2	
03/05/13	0.1	0.0	0.0	0.1	0.1	
06/09/13	0.0	0.1	0.2	0.0	0.1	
10/19/13	0.0	0.1	0.0	0.0	0.0	
20-39	0.0	0.0	0.0	0.0	0.0	
40	0.0	0.0	0.1	0.0	0.0	
N of Valid	999	1048	899	707	3653	
N of Miss	40	39	40	37	156	

Table 150: On how many occasions have you sniffed glue, breathed the contents of an aerosol spray can, or inhaled other gases or sprays, in order to get high in your lifetime?








Response	6	8	10	12	Total	
0	98.1	92.4	92.5	94.6	94.4	
01/02/13	1.7	4.0	4.2	3.7	3.4	
03/05/13	0.1	2.1	2.1	0.7	1.3	
06/09/13	0.0	0.5	0.4	0.4	0.3	
10/19/13	0.0	0.5	0.3	0.6	0.3	
20-39	0.1	0.1	0.2	0.0	0.1	
40	0.0	0.4	0.2	0.0	0.2	
N of Valid	1000	1046	901	704	3651	
N of Miss	39	41	38	40	158	

Table 151: On how many occasions have you sniffed glue, breathed the contents of an aerosol spray can, or inhaled other gases or sprays, in order to get high during the past 30 days?







Response	6	8	10	12	Total	
0	99.2	96.2	98.2	99.9	98.2	
01/02/13	0.6	2.7	1.1	0.1	1.2	
03/05/13	0.2	0.7	0.7	0.0	0.4	
06/09/13	0.0	0.3	0.0	0.0	0.1	
10/19/13	0.0	0.1	0.0	0.0	0.0	
20-39	0.0	0.0	0.0	0.0	0.0	
40	0.0	0.1	0.0	0.0	0.0	
N of Valid	997	1048	901	706	3652	
N of Miss	42	39	38	38	157	

Table 152: On how many occasions have you used Daztrex in your lifetime?


Response	6	8	10	12	Total	
0	100.0	100.0	100.0	100.0	100.0	
01/02/13	0.0	0.0	0.0	0.0	0.0	
03/05/13	0.0	0.0	0.0	0.0	0.0	
06/09/13	0.0	0.0	0.0	0.0	0.0	
10/19/13	0.0	0.0	0.0	0.0	0.0	
20-39	0.0	0.0	0.0	0.0	0.0	
40	0.0	0.0	0.0	0.0	0.0	
N of Valid	987	1045	899	705	3636	
N of Miss	52	42	40	39	173	

Table 153: On how many occasions have you used Daztrex during the past 30 days?


Response	6	8	10	12	Total	
0	100.0	100.0	100.0	100.0	100.0	
01/02/13	0.0	0.0	0.0	0.0	0.0	
03/05/13	0.0	0.0	0.0	0.0	0.0	
06/09/13	0.0	0.0	0.0	0.0	0.0	
10/19/13	0.0	0.0	0.0	0.0	0.0	
20-39	0.0	0.0	0.0	0.0	0.0	
40	0.0	0.0	0.0	0.0	0.0	
N of Valid	985	1044	896	706	3631	
N of Miss	54	43	43	38	178	

Table 154: On how many occasions have you used synthetic marijuana in your lifetime?








Response	6	8	10	12	Total	
0	99.8	96.5	92.8	84.6	94.2	
01/02/13	0.2	1.8	3.2	7.5	2.8	
03/05/13	0.0	1.0	1.4	3.3	1.3	
06/09/13	0.0	0.7	0.9	1.6	0.7	
10/19/13	0.0	0.1	0.8	0.7	0.4	
20-39	0.0	0.0	0.3	0.8	0.2	
40	0.0	0.0	0.6	1.6	0.4	
N of Valid	995	1047	899	706	3647	
N of Miss	44	40	40	38	162	

Table 155: On how many occasions have you used synthetic marijuana during the past 30 days?








Response	6	8	10	12	Total	
0	100.0	98.8	98.0	97.7	98.7	
01/02/13	0.0	0.5	1.1	1.4	0.7	
03/05/13	0.0	0.7	0.2	0.1	0.3	
06/09/13	0.0	0.1	0.3	0.1	0.1	
10/19/13	0.0	0.0	0.1	0.3	0.1	
20-39	0.0	0.0	0.2	0.1	0.1	
40	0.0	0.0	0.0	0.1	0.0	
N of Valid	995	1043	894	707	3639	
N of Miss	44	44	45	37	170	

Table 156: On how many occasions have you used methamphetamines (meth, speed, crank, crystal meth) in your lifetime?








Response	6	8	10	12	Total	
0	99.8	99.4	98.2	97.0	98.8	
01/02/13	0.1	0.3	0.9	1.3	0.6	
03/05/13	0.0	0.2	0.1	0.9	0.2	
06/09/13	0.0	0.1	0.2	0.3	0.1	
10/19/13	0.1	0.0	0.1	0.3	0.1	
20-39	0.0	0.0	0.0	0.0	0.0	
40	0.0	0.0	0.4	0.3	0.2	
N of Valid	995	1043	899	705	3642	
N of Miss	44	44	40	39	167	

Table 157: On how many occasions have you used methamphetamines (meth, speed, crank, crystal meth) in the past 30 days?








Response	6	8	10	12	Total	
0	99.9	99.7	99.1	99.3	99.5	
01/02/13	0.0	0.2	0.3	0.4	0.2	
03/05/13	0.1	0.1	0.2	0.1	0.1	
06/09/13	0.0	0.0	0.0	0.1	0.0	
10/19/13	0.0	0.0	0.0	0.0	0.0	
20-39	0.0	0.0	0.0	0.0	0.0	
40	0.0	0.0	0.3	0.0	0.1	
N of Valid	993	1044	897	705	3639	
N of Miss	46	43	42	39	170	

Table 158: On how many occasions have you used other chemical products (bath salts, plant food, etc.) in your lifetime?


Response	6	8	10	12	Total	
0	99.2	98.9	99.0	99.6	99.1	
01/02/13	0.6	0.6	0.7	0.3	0.5	
03/05/13	0.1	0.2	0.3	0.0	0.2	
06/09/13	0.0	0.1	0.0	0.0	0.0	
10/19/13	0.0	0.0	0.0	0.1	0.0	
20-39	0.0	0.2	0.0	0.0	0.1	
40	0.1	0.0	0.0	0.0	0.0	
N of Valid	997	1042	898	705	3642	
N of Miss	42	45	41	39	167	

Table 159: On how many occasions have you used other chemical products (bath salts, plant food, etc.) during the past 30 days?


Response	6	8	10	12	Total	
0	99.5	99.5	99.7	99.7	99.6	
01/02/13	0.3	0.3	0.2	0.3	0.3	
03/05/13	0.1	0.1	0.1	0.0	0.1	
06/09/13	0.0	0.0	0.0	0.0	0.0	
10/19/13	0.0	0.0	0.0	0.0	0.0	
20-39	0.0	0.1	0.0	0.0	0.0	
40	0.1	0.0	0.0	0.0	0.0	
N of Valid	995	1041	891	706	3633	
N of Miss	44	46	48	38	176	

Table 160: On how many occasions have you used heroin or other opiates in your lifetime?


Response	6	8	10	12	Total	
0	99.9	99.6	98.8	96.9	99.0	
01/02/13	0.1	0.2	0.2	1.7	0.5	
03/05/13	0.0	0.1	0.4	0.9	0.3	
06/09/13	0.0	0.1	0.1	0.3	0.1	
10/19/13	0.0	0.0	0.0	0.0	0.0	
20-39	0.0	0.0	0.0	0.1	0.0	
40	0.0	0.0	0.4	0.1	0.1	
N of Valid	991	1042	897	704	3634	
N of Miss	48	45	42	40	175	

Table 161: On how many occasions have you used heroin or other opiates during the past 30 days?


Response	6	8	10	12	Total	
0	100.0	99.9	99.3	99.1	99.6	
01/02/13	0.0	0.1	0.2	0.6	0.2	
03/05/13	0.0	0.0	0.0	0.1	0.0	
06/09/13	0.0	0.0	0.2	0.0	0.1	
10/19/13	0.0	0.0	0.0	0.0	0.0	
20-39	0.0	0.0	0.0	0.0	0.0	
40	0.0	0.0	0.2	0.1	0.1	
N of Valid	990	1040	894	705	3629	
N of Miss	49	47	45	39	180	

Table 162: On how many occasions have you used MDMA ('X', 'E', or ecstasy) in your lifetime?


Response	6	8	10	12	Total	
0	99.8	99.1	98.0	94.2	98.1	
01/02/13	0.1	0.7	1.0	3.3	1.1	
03/05/13	0.1	0.0	0.4	1.6	0.4	
06/09/13	0.0	0.2	0.1	0.4	0.2	
10/19/13	0.0	0.0	0.1	0.3	0.1	
20-39	0.0	0.0	0.3	0.1	0.1	
40	0.0	0.0	0.0	0.1	0.0	
N of Valid	981	1039	895	705	3620	
N of Miss	58	48	44	39	189	

Table 163: On how many occasions have you used MDMA ('X', 'E', or ecstasy) during the past 30 days?


Response	6	8	10	12	Total	
0	99.9	99.8	98.9	98.4	99.3	
01/02/13	0.1	0.2	0.6	1.0	0.4	
03/05/13	0.0	0.0	0.6	0.4	0.2	
06/09/13	0.0	0.0	0.0	0.1	0.0	
10/19/13	0.0	0.0	0.0	0.0	0.0	
20-39	0.0	0.0	0.0	0.0	0.0	
40	0.0	0.0	0.0	0.0	0.0	
N of Valid	982	1038	894	705	3619	
N of Miss	57	49	45	39	190	

Table 164: On how many occasions have you taken prescription drugs (such as Valium, Xanax, Ritalin, Adderall, OxyContin, Darvocet, or sleeping pills) not prescribed to you in your lifetime?








Response	6	8	10	12	Total	
0	99.1	96.6	90.2	83.5	93.2	
01/02/13	0.5	1.7	3.6	5.0	2.5	
03/05/13	0.2	0.7	2.3	3.7	1.5	
06/09/13	0.0	0.4	0.8	2.8	0.9	
10/19/13	0.0	0.3	1.2	1.1	0.6	
20-39	0.0	0.0	0.9	2.6	0.7	
40	0.2	0.3	1.0	1.3	0.6	
N of Valid	996	1041	897	705	3639	
N of Miss	43	46	42	39	170	

Table 165: On how many occasions have you taken prescription drugs (such as Valium, Xanax, Ritalin, Adderall, OxyContin, Darvocet, or sleeping pills) not prescribed to you during the past 30 days?








Response	6	8	10	12	Total	
0	99.7	98.8	95.3	92.5	97.0	
01/02/13	0.0	0.7	2.3	4.1	1.6	
03/05/13	0.2	0.3	1.4	1.8	0.9	
06/09/13	0.0	0.1	0.2	0.7	0.2	
10/19/13	0.0	0.0	0.3	0.1	0.1	
20-39	0.0	0.0	0.1	0.4	0.1	
40	0.1	0.1	0.2	0.3	0.2	
N of Valid	995	1040	897	705	3637	
N of Miss	44	47	42	39	172	

Table 166: On how many occasions have you taken non-prescription medicines such as diet pills (for example, Dietac, Dexatrim or Prolamine), stay-awake pills (for example No-Doz, Vivarin, or Wake), or cough or cold medicines (robos, DXM, etc.) to get high in your lifetime?








Response	6	8	10	12	Total	
0	99.3	98.0	94.3	94.3	96.7	
01/02/13	0.5	0.9	2.5	1.6	1.3	
03/05/13	0.1	0.6	0.8	0.6	0.5	
06/09/13	0.1	0.2	1.2	1.4	0.7	
10/19/13	0.0	0.2	0.4	1.4	0.4	
20-39	0.0	0.1	0.2	0.3	0.1	
40	0.0	0.1	0.6	0.4	0.2	
N of Valid	998	1040	894	705	3637	
N of Miss	41	47	45	39	172	

Table 167: On how many occasions have you taken non-prescription medicines such as diet pills (for example, Dietac, Dexatrim or Prolamine), stay-awake pills (for example No-Doz, Vivarin, or Wake), or cough or cold medicines (robos, DXM, etc.) to get high during the past 30 days?






Response	6	8	10	12	Total	
0	99.7	98.7	97.3	97.6	98.4	
01/02/13	0.3	1.1	1.5	1.4	1.0	
03/05/13	0.0	0.1	0.8	0.4	0.3	
06/09/13	0.0	0.1	0.2	0.6	0.2	
10/19/13	0.0	0.0	0.2	0.0	0.1	
20-39	0.0	0.0	0.0	0.0	0.0	
40	0.0	0.0	0.0	0.0	0.0	
N of Valid	994	1039	892	704	3629	
N of Miss	45	48	47	40	180	

Table 168: On how many occasions have you been drunk or very high from drinking alcoholic beverages during the past 30 days?








Response	6	8	10	12	Total	
0	99.4	95.9	89.2	77.5	91.7	
01/02/13	0.3	2.3	5.8	10.7	4.2	
03/05/13	0.2	1.1	2.6	5.7	2.1	
06/09/13	0.1	0.3	1.0	2.7	0.9	
10/19/13	0.0	0.1	0.7	1.4	0.5	
20-39	0.0	0.1	0.3	0.3	0.2	
40	0.0	0.2	0.3	1.6	0.4	
N of Valid	998	1036	892	698	3624	
N of Miss	41	51	47	46	185	

Table 169: On how many occasions have you drunk flavored alcoholic beverages, sometimes called 'alcopops' (like Mike's Hard Lemonade, Smirnoff Ice, Bacardi Breezers, etc.) in your lifetime?








Response	6	8	10	12	Total	
0	97.7	89.4	73.5	57.6	81.7	
01/02/13	1.5	5.0	10.0	9.6	6.2	
03/05/13	0.4	2.2	7.5	8.6	4.2	
06/09/13	0.1	1.8	3.0	7.6	2.7	
10/19/13	0.1	0.7	2.3	6.1	2.0	
20-39	0.0	0.5	1.6	4.3	1.3	
40	0.2	0.4	2.0	6.3	1.9	
N of Valid	1001	1040	896	701	3638	
N of Miss	38	47	43	43	171	

Table 170: On how many occasions have you drunk flavored alcoholic beverages, sometimes called 'alcopops' (like Mike's Hard Lemonade, Smirnoff Ice, Bacardi Breezers, etc.) during the past 30 days?








Response	6	8	10	12	Total	
0	98.9	94.6	89.5	81.7	92.0	
01/02/13	1.0	3.8	6.6	9.2	4.8	
03/05/13	0.1	1.1	2.6	5.5	2.0	
06/09/13	0.0	0.1	0.9	1.3	0.5	
10/19/13	0.0	0.4	0.3	1.4	0.5	
20-39	0.0	0.0	0.0	0.3	0.1	
40	0.0	0.0	0.1	0.6	0.1	
N of Valid	999	1040	896	706	3641	
N of Miss	40	47	43	38	168	

Table 171: If you used prescription drugs or over the counter drugs without a doctor telling you to use it or for the purpose of getting high, where did you get these drugs?












Response	6	8	10	12	Total	
I did not use prescription drugs or over the counter drugs to get high.	99.6	97.8	92.6	88.0	95.1	
I bought it or took it from a store or shop.	0.1	0.4	0.3	1.4	0.5	
I got it from my parents with permission.	0.2	0.0	0.8	0.6	0.4	
I got it from home without permission.	0.0	0.6	1.0	2.2	0.8	
I got it from a relative with permission.	0.1	0.0	0.3	0.4	0.2	
I got it from a relative without permission.	0.0	0.0	0.2	0.3	0.1	
I got it from a friends home with permission.	0.0	0.1	0.1	1.4	0.3	
I got it from a friends home without permission.	0.0	0.1	0.1	0.1	0.1	
I got it from a friend while at school.	0.0	0.3	0.9	1.2	0.5	
I got it from a friend while at a party.	0.0	0.3	0.9	0.6	0.4	
I got it from a friend, elsewhere	0.0	0.4	2.6	3.8	1.5	
N of Valid	984	1019	881	690	3574	
N of Miss	55	68	58	54	235	

Table 172: During the last month, about how many marijuana cigarettes, or the equivalent, did you smoke a day, on the average?


Response	6	8	10	12	Total	
None	99.4	94.5	86.3	79.1	90.9	
Less than 1 a day	0.3	2.7	5.9	8.2	3.9	
1 a day	0.1	0.8	2.1	2.9	1.3	
2-3 a day	0.2	1.2	2.7	3.7	1.8	
4-6 a day	0.0	0.3	1.6	2.6	1.0	
7-10 a day	0.0	0.2	0.6	1.4	0.5	
11 or more a day	0.0	0.4	0.8	2.2	0.7	
N of Valid	999	1028	886	697	3610	
N of Miss	40	59	53	47	199	

Table 173: How wrong do your friends feel it would be for YOU to: drink alcohol?


Response	6	8	10	12	Total	
Very wrong	83.1	65.9	44.6	40.4	60.5	
Wrong	11.5	17.6	23.7	22.7	18.4	
A little bit wrong	3.4	11.1	18.0	20.0	12.4	
Not wrong at all	1.9	5.5	13.7	16.8	8.7	
N of Valid	991	1022	878	695	3586	
N of Miss	48	65	61	49	223	

Table 174: How wrong do your friends feel it would be for YOU to: smoke tobacco?


Response	6	8	10	12	Total	
Very wrong	87.8	71.9	55.5	49.1	67.8	
Wrong	8.6	17.1	20.3	20.0	16.1	
A little bit wrong	1.5	6.3	11.2	15.0	7.8	
Not wrong at all	2.1	4.7	13.1	16.0	8.2	
N of Valid	992	1021	878	695	3586	
N of Miss	47	66	61	49	223	

Table 175: How wrong do your friends feel it would be for YOU to: smoke marijuana?





Response	6	8	10	12	Total	
Very wrong	91.2	71.5	48.0	38.5	64.8	
Wrong	5.8	12.6	16.1	16.2	12.3	
A little bit wrong	1.3	7.9	14.3	17.5	9.5	
Not wrong at all	1.7	7.9	21.6	27.8	13.4	
N of Valid	990	1020	880	693	3583	
N of Miss	49	67	59	51	226	

Table 176: How wrong do your friends feel it would be for YOU to: use prescription drugs not prescribed to you





Response	6	8	10	12	Total	
Very wrong	90.1	76.6	64.5	62.6	74.7	
Wrong	7.2	15.5	18.1	19.4	14.6	
A little bit wrong	0.8	4.5	8.7	9.9	5.5	
Not wrong at all	1.8	3.4	8.7	8.0	5.2	
N of Valid	994	1020	877	696	3587	
N of Miss	45	67	62	48	222	

Table 177: How wrong would most adults (over 21) in your neighborhood think it is for kids your age: to use marijuana?





Response	6	8	10	12	Total	
Very wrong	91.9	81.8	66.8	59.8	76.6	
Wrong	5.7	11.0	18.6	22.4	13.6	
A little bit wrong	1.5	4.0	9.4	9.8	5.7	
Not wrong at all	0.9	3.3	5.2	8.0	4.0	
N of Valid	987	1012	877	696	3572	
N of Miss	52	75	62	48	237	

Table 178: How wrong would most adults (over 21) in your neighborhood think it is for kids your age: to drink alcohol?





Response	6	8	10	12	Total	
Very wrong	86.3	75.9	59.8	50.6	69.9	
Wrong	9.4	13.7	22.4	27.9	17.4	
A little bit wrong	2.8	6.0	11.8	14.5	8.2	
Not wrong at all	1.4	4.3	6.1	6.9	4.5	
N of Valid	988	1014	876	695	3573	
N of Miss	51	73	63	49	236	

Table 179: How wrong would most adults (over 21) in your neighborhood think it is for kids your age: to smoke cigarettes?





Response	6	8	10	12	Total	
Very wrong	86.5	77.1	65.4	53.5	72.2	
Wrong	8.3	14.7	19.8	24.8	16.1	
A little bit wrong	3.3	4.5	7.8	12.1	6.5	
Not wrong at all	1.8	3.7	7.1	9.5	5.1	
N of Valid	987	1012	875	693	3567	
N of Miss	52	75	64	51	242	

Table 180: How much do each of the following statements describe your neighborhood? crime and/or drug selling





Response	6	8	10	12	Total	
NO!	76.6	67.9	61.5	62.5	67.6	
no	15.4	20.7	24.4	23.8	20.8	
yes	6.0	8.9	11.5	10.1	9.0	
YES!	2.0	2.6	2.6	3.6	2.6	
N of Valid	967	1002	872	690	3531	
N of Miss	72	85	67	54	278	

Table 181: How much do each of the following statements describe your neighborhood? fights


Response	6	8	10	12	Total	
NO!	65.7	60.8	60.6	65.6	63.0	
no	19.1	23.5	24.4	22.6	22.3	
yes	11.5	11.8	12.0	9.0	11.2	
YES!	3.7	3.8	3.1	2.8	3.4	
N of Valid	969	998	870	689	3526	
N of Miss	70	89	69	55	283	

Table 182: How much do each of the following statements describe your neighborhood? lots of empty or abandoned buildings


Response	6	8	10	12	Total	
NO!	71.6	64.8	65.0	71.9	68.1	
no	20.1	27.6	27.1	22.0	24.3	
yes	6.3	6.2	6.8	4.2	6.0	
YES!	2.1	1.4	1.1	1.9	1.6	
N of Valid	971	1001	872	686	3530	
N of Miss	68	86	67	58	279	

Table 183: How much do each of the following statements describe your neighborhood? lots of graffiti


Response	6	8	10	12	Total	
NO!	78.2	69.8	69.3	74.1	72.8	
no	15.8	22.1	24.6	20.8	20.7	
yes	4.6	5.6	4.9	3.1	4.7	
YES!	1.4	2.5	1.1	2.0	1.8	
N of Valid	954	992	871	683	3500	
N of Miss	85	95	68	61	309	

Table 184: I feel safe in my neighborhood.

Response	6	8	10	12	Total
NO!	7.0	7.3	6.8	4.9	6.6
no	10.7	10.5	9.0	8.0	9.7
yes	31.7	38.7	39.0	34.9	36.1
YES!	50.7	43.6	45.2	52.1	47.6
N of Valid	976	1003	874	687	3540
N of Miss	63	84	65	57	269

Table 185: If a kid smoked marijuana in your neighborhood would he or she be caught by the police?

Response	6	8	10	12	Total
NO!	6.7	11.6	16.1	16.2	12.3
no	13.6	29.8	46.2	49.1	33.1
yes	33.4	33.2	23.9	24.8	29.3
YES!	46.3	25.4	13.7	9.9	25.3
N of Valid	970	991	861	690	3512
N of Miss	69	96	78	54	297

Table 186: If a kid drank some beer, wine or hard liquor (for example, vodka, whiskey, or gin) in your neighborhood would he or she be caught by the police?

Response	6	8	10	12	Total
NO!	9.1	13.9	20.4	20.0	15.4
no	17.8	36.6	50.5	55.0	38.4
yes	33.4	29.4	18.9	19.2	25.9
YES!	39.7	20.1	10.2	5.8	20.3
N of Valid	967	989	862	689	3507
N of Miss	72	98	77	55	302

Table 187: If a kid carried a handgun in your neighborhood would he or she be caught by the police?





Response	6	8	10	12	Total	
NO!	7.1	11.4	11.8	10.7	10.2	
no	11.3	17.8	31.0	33.9	22.4	
yes	26.9	34.4	32.6	31.0	31.2	
YES!	54.8	36.4	24.6	24.3	36.2	
N of Valid	968	986	856	690	3500	
N of Miss	71	101	83	54	309	

Table 188: If you wanted to get some cigarettes, how easy would it be for you to get some?





Response	6	8	10	12	Total	
Very hard	77.9	58.7	30.9	19.3	49.4	
Sort of hard	11.0	14.4	16.5	10.1	13.2	
Sort of easy	6.2	14.1	25.0	18.7	15.5	
Very easy	4.9	12.7	27.6	51.9	21.9	
N of Valid	964	976	860	690	3490	
N of Miss	75	111	79	54	319	

Table 189: If you wanted to get some beer, wine or hard liquor (for example, vodka, whiskey, or gin), how easy would it be for you to get some?





Response	6	8	10	12	Total	
Very hard	78.1	56.2	25.4	16.3	46.8	
Sort of hard	12.6	15.0	16.8	12.5	14.3	
Sort of easy	5.1	15.9	26.0	28.1	17.8	
Very easy	4.2	12.9	31.8	43.2	21.1	
N of Valid	960	974	858	688	3480	
N of Miss	79	113	81	56	329	

Table 190: If you wanted to get a drug like cocaine, LSD, or amphetamines, how easy would it be for you to get some?

Response	6	8	10	12	Total	
Very hard	92.4	83.8	62.0	55.7	75.2	
Sort of hard	4.6	8.3	19.1	20.3	12.4	
Sort of easy	1.9	4.0	12.0	12.6	7.1	
Very easy	1.2	3.8	6.9	11.3	5.3	
N of Valid	955	971	857	689	3472	
N of Miss	84	116	82	55	337	

Table 191: If you wanted to get a handgun, how easy would it be for you to get one?

Response	6	8	10	12	Total	
Very hard	82.6	72.0	58.2	52.2	67.6	
Sort of hard	8.8	10.8	16.2	18.8	13.2	
Sort of easy	4.7	7.9	13.1	11.4	9.0	
Very easy	3.9	9.3	12.5	17.5	10.2	
N of Valid	954	970	854	690	3468	
N of Miss	85	117	85	54	341	

Table 192: If you wanted to get some marijuana, how easy would it be for you to get some?

Response	6	8	10	12	Total	
Very hard	91.2	72.6	36.2	25.8	59.5	
Sort of hard	4.9	7.8	11.9	9.9	8.4	
Sort of easy	2.2	7.5	15.5	16.8	9.9	
Very easy	1.7	12.1	36.4	47.5	22.2	
N of Valid	953	967	850	689	3459	
N of Miss	86	120	89	55	350	

Table 193: If you wanted to get prescription drugs for the purpose of getting high, how easy would it be for you to get some?





Response	6	8	10	12	Total	
Very hard	86.4	69.9	45.1	37.6	61.9	
Sort of hard	7.3	9.3	13.8	17.7	11.5	
Sort of easy	3.4	10.6	18.6	20.9	12.6	
Very easy	2.9	10.2	22.4	23.8	13.9	
N of Valid	955	969	853	689	3466	
N of Miss	84	118	86	55	343	

Table 194: If you wanted to get synthetic marijuana such as K2 or chemical products such as bath salts to get high, how easy would it be for you to get some?





Response	6	8	10	12	Total	
Very hard	92.8	81.7	57.5	48.1	72.1	
Sort of hard	4.7	7.7	14.9	18.4	10.8	
Sort of easy	1.8	5.1	13.0	14.5	8.0	
Very easy	0.7	5.5	14.6	19.0	9.1	
N of Valid	956	968	855	690	3469	
N of Miss	83	119	84	54	340	

Table 195: If you wanted to get steroids to enhance athletic performance, how easy would it be for you to get some?





Response	6	8	10	12	Total	
Very hard	90.0	82.5	62.8	58.1	74.9	
Sort of hard	6.3	8.7	19.1	21.8	13.2	
Sort of easy	2.4	4.3	10.3	10.9	6.6	
Very easy	1.4	4.5	7.7	9.3	5.4	
N of Valid	958	961	852	689	3460	
N of Miss	81	126	87	55	349	

Table 196: During the past 12 months, have you participated in any alcohol prevention programs or seen any alcohol prevention messages in your school or community? Yes, a school-based program focused on preventing underage drinking and/or drinking and driving.



Response	6	8	10	12	Total	
No	67.0	77.0	84.5	85.8	77.8	
Yes	33.0	23.0	15.5	14.2	22.2	
N of Valid	1039	1087	939	744	3809	
N of Miss	0	0	0	0	0	

Table 197: During the past 12 months, have you participated in any alcohol prevention programs or seen any alcohol prevention messages in your school or community? Yes, a community-based program focused on preventing underage drinking and/or drinking and driving (for example, through your church or temple or through youth groups like Boys and Girls Club or 4-H).



Response	6	8	10	12	Total	
No	83.4	91.8	93.4	94.9	90.5	
Yes	16.6	8.2	6.6	5.1	9.5	
N of Valid	1039	1087	939	744	3809	
N of Miss	0	0	0	0	0	

Table 198: During the past 12 months, have you participated in any alcohol prevention programs or seen any alcohol prevention messages in your school or community? Yes, a media campaign addressing underage drinking and/or drinking and driving (for example, newspaper ads, posters, pamphlets, radio, TV).



Response	6	8	10	12	Total	
No	82.6	89.3	88.1	91.3	87.6	
Yes	17.4	10.7	11.9	8.7	12.4	
N of Valid	1039	1087	939	744	3809	
N of Miss	0	0	0	0	0	

Table 199: During the past 12 months, have you participated in any alcohol prevention programs or seen any alcohol prevention messages in your school or community? No



Response	6	8	10	12	Total	
No	50.2	43.3	35.5	31.5	41.0	
Yes	49.8	56.7	64.5	68.5	59.0	
N of Valid	1039	1087	939	744	3809	
N of Miss	0	0	0	0	0	

Table 200: How wrong do your parents feel it would be for YOU to: drink beer, wine or hard liquor (for example, vodka, whiskey or gin) regularly?





Response	6	8	10	12	Total	
Very wrong	95.0	88.6	79.3	75.0	85.5	
Wrong	3.4	8.1	12.4	15.7	9.3	
A little bit wrong	1.1	2.3	5.4	6.3	3.5	
Not wrong at all	0.4	1.0	2.9	2.9	1.7	
N of Valid	988	999	868	680	3535	
N of Miss	51	88	71	64	274	

Table 201: How wrong do your parents feel it would be for YOU to: smoke tobacco?





Response	6	8	10	12	Total	
Very wrong	96.6	93.2	86.4	77.5	89.4	
Wrong	2.8	4.8	8.7	12.7	6.7	
A little bit wrong	0.2	1.2	2.9	5.3	2.1	
Not wrong at all	0.3	0.8	2.1	4.5	1.7	
N of Valid	984	995	865	683	3527	
N of Miss	55	92	74	61	282	

Table 202: How wrong do your parents feel it would be for YOU to: smoke marijuana?





Response	6	8	10	12	Total	
Very wrong	97.6	93.3	84.3	78.1	89.3	
Wrong	1.7	3.8	7.3	10.0	5.3	
A little bit wrong	0.3	2.0	4.6	7.1	3.1	
Not wrong at all	0.4	0.9	3.8	4.9	2.2	
N of Valid	981	997	866	680	3524	
N of Miss	58	90	73	64	285	

Table 203: How wrong do your parents feel it would be for YOU to: use prescription drugs not prescribed to you?





Response	6	8	10	12	Total	
Very wrong	97.0	92.6	89.6	87.7	92.1	
Wrong	2.1	5.0	7.4	8.2	5.4	
A little bit wrong	0.6	1.1	2.0	2.2	1.4	
Not wrong at all	0.2	1.3	1.0	1.9	1.0	
N of Valid	983	998	865	682	3528	
N of Miss	56	89	74	62	281	

Table 204: How wrong do your parents feel it would be for YOU to: steal something worth more than \$5?





Response	6	8	10	12	Total	
Very wrong	85.8	83.8	81.3	84.3	83.8	
Wrong	12.1	12.7	14.8	11.2	12.7	
A little bit wrong	1.5	2.9	3.1	3.4	2.7	
Not wrong at all	0.6	0.6	0.8	1.2	0.8	
N of Valid	986	992	865	681	3524	
N of Miss	53	95	74	63	285	

Table 205: How wrong do your parents feel it would be for YOU to: draw graffiti, write things, or draw pictures on buildings or other property (without the owner's permission)?





Response	6	8	10	12	Total	
Very wrong	91.3	89.0	84.1	85.0	87.7	
Wrong	6.8	7.5	12.0	10.7	9.1	
A little bit wrong	1.4	2.3	3.1	3.1	2.4	
Not wrong at all	0.4	1.1	0.8	1.2	0.9	
N of Valid	981	994	868	681	3524	
N of Miss	58	93	71	63	285	

Table 206: How wrong do your parents feel it would be for YOU to: pick a fight with someone?





Response	6	8	10	12	Total	
Very wrong	78.2	64.4	59.9	65.2	67.3	
Wrong	15.7	23.0	23.6	21.0	20.7	
A little bit wrong	4.6	8.9	13.3	10.4	9.1	
Not wrong at all	1.5	3.7	3.2	3.4	2.9	
N of Valid	983	994	865	682	3524	
N of Miss	56	93	74	62	285	

Table 207: During the past 12 months, have you talked with at least one of your parents about the dangers of underage drinking and/or drinking and driving? By parents, we mean either your biological parents, adoptive parents, stepparents, or adult guardians - whether or not they live with you.



Response	6	8	10	12	Total	
No	44.7	57.6	54.0	49.6	51.6	
Yes	55.3	42.4	46.0	50.4	48.4	
N of Valid	950	949	844	677	3420	
N of Miss	89	138	95	67	389	

Table 208: The rules in my family are clear.





Response	6	8	10	12	Total	
NO!	2.4	2.6	2.5	2.3	2.5	
no	3.9	7.7	8.2	7.8	6.8	
yes	23.2	34.6	41.9	38.7	34.0	
YES!	70.6	55.1	47.3	51.2	56.7	
N of Valid	976	976	863	682	3497	
N of Miss	63	111	76	62	312	

Table 209: People in my family often insult or yell at each other.

Response	6	8	10	12	Total	
NO!	38.8	29.3	20.6	26.7	29.3	
no	36.3	41.5	44.8	40.7	40.7	
yes	18.2	20.7	24.4	23.3	21.4	
YES!	6.8	8.5	10.1	9.3	8.6	
N of Valid	975	974	859	681	3489	
N of Miss	64	113	80	63	320	

Table 210: When I am not at home, one of my parents knows where I am and who I am with.

Response	6	8	10	12	Total	
NO!	2.9	3.7	2.4	2.3	2.9	
no	3.0	6.6	6.2	10.0	6.1	
yes	22.0	31.4	42.7	44.4	34.1	
YES!	72.1	58.3	48.7	43.3	56.9	
N of Valid	972	972	858	682	3484	
N of Miss	67	115	81	62	325	

Table 211: We argue about the same things in my family over and over.

Response	6	8	10	12	Total	
NO!	38.9	25.8	15.6	17.4	25.3	
no	34.7	40.1	39.3	38.1	38.0	
yes	16.8	24.0	31.9	29.3	24.9	
YES!	9.7	10.1	13.2	15.3	11.8	
N of Valid	972	970	854	680	3476	
N of Miss	67	117	85	64	333	

Table 212: If you drank some beer or wine or liquor (for example, vodka, whiskey, or gin) without your parents' permission, would you be caught by your parents?

Response	6	8	10	12	Total
NO!	8.4	9.0	12.3	15.5	10.9
no	4.4	15.1	32.2	40.5	21.3
yes	10.2	24.1	24.4	24.3	20.3
YES!	77.0	51.8	31.1	19.7	47.5
N of Valid	972	964	855	676	3467
N of Miss	67	123	84	68	342

Table 213: My family has clear rules about alcohol and drug use.

Response	6	8	10	12	Total
NO!	5.0	4.5	3.7	3.8	4.3
no	3.9	8.6	12.7	13.7	9.3
yes	15.2	23.3	30.1	33.2	24.7
YES!	75.8	63.5	53.5	49.3	61.7
N of Valid	971	960	860	680	3471
N of Miss	68	127	79	64	338

Table 214: If you carried a handgun without your parents' permission, would you be caught by your parents?

Response	6	8	10	12	Total
NO!	4.8	6.1	5.8	6.6	5.8
no	3.7	7.5	12.5	15.5	9.2
yes	12.4	21.4	26.9	30.1	21.9
YES!	79.0	65.0	54.8	47.8	63.0
N of Valid	973	962	856	678	3469
N of Miss	66	125	83	66	340

Table 215: If you skipped school would you be caught by your parents?

Response	6	8	10	12	Total
NO!	4.1	5.1	5.7	6.4	5.2
no	3.2	8.7	13.3	16.3	9.8
yes	17.0	23.8	29.1	29.7	24.4
YES!	75.7	62.4	51.9	47.6	60.6
N of Valid	971	963	856	676	3466
N of Miss	68	124	83	68	343

Table 216: My parents ask if I've gotten my homework done.

Response	6	8	10	12	Total
NO!	3.1	6.4	9.5	12.9	7.5
no	6.0	11.1	15.5	19.7	12.4
yes	20.8	31.7	32.7	35.6	29.7
YES!	70.1	50.8	42.3	31.9	50.4
N of Valid	971	955	852	675	3453
N of Miss	68	132	87	69	356

Table 217: People in my family have serious arguments.

Response	6	8	10	12	Total
NO!	43.8	33.1	25.0	28.8	33.3
no	31.4	40.3	45.0	41.3	39.2
yes	14.5	17.2	19.1	20.8	17.6
YES!	10.2	9.4	10.9	9.1	9.9
N of Valid	967	958	853	673	3451
N of Miss	72	129	86	71	358

Table 218: Would your parents know if you did not come home on time?





Response	6	8	10	12	Total	
NO!	3.6	5.0	4.4	5.3	4.5	
no	4.4	10.4	12.9	13.8	10.0	
yes	20.2	33.6	36.5	35.3	30.9	
YES!	71.7	51.0	46.2	45.6	54.6	
N of Valid	973	959	850	675	3457	
N of Miss	66	128	89	69	352	

Table 219: Have any of your brothers or sisters ever: drunk beer, wine or hard liquor (for example, vodka, whiskey or gin)?




Response	6	8	10	12	Total	
No	79.6	65.7	49.5	37.1	60.1	
Yes	17.0	30.4	45.4	58.0	35.7	
I don't have any brothers or sisters	3.4	4.0	5.1	4.9	4.3	
N of Valid	977	952	845	676	3450	
N of Miss	62	135	94	68	359	

Table 220: Have any of your brothers or sisters ever: smoked marijuana?




Response	6	8	10	12	Total	
No	91.3	79.4	64.2	56.7	74.6	
Yes	5.4	16.5	30.6	38.7	21.2	
I don't have any brothers or sisters	3.3	4.1	5.3	4.6	4.3	
N of Valid	978	953	851	674	3456	
N of Miss	61	134	88	70	353	

Table 221: Have any of your brothers or sisters ever: smoked cigarettes?




Response	6	8	10	12	Total	
No	83.7	74.5	66.0	58.6	71.9	
Yes	12.8	21.4	28.4	36.8	23.7	
I don't have any brothers or sisters	3.5	4.1	5.5	4.6	4.4	
N of Valid	978	948	851	672	3449	
N of Miss	61	139	88	72	360	

Table 222: Have any of your brothers or sisters ever: taken a handgun to school?




Response	6	8	10	12	Total	
No	96.4	94.5	93.3	93.6	94.6	
Yes	0.4	1.4	1.5	1.6	1.2	
I don't have any brothers or sisters	3.2	4.1	5.2	4.8	4.2	
N of Valid	977	948	847	672	3444	
N of Miss	62	139	92	72	365	

Table 223: Have any of your brothers or sisters ever: been suspended or expelled from school?




Response	6	8	10	12	Total	
No	79.5	72.2	67.6	70.6	72.8	
Yes	17.1	23.6	27.0	24.7	22.8	
I don't have any brothers or sisters	3.4	4.2	5.4	4.8	4.4	
N of Valid	974	952	851	673	3450	
N of Miss	65	135	88	71	359	

Table 224: Have you changed homes in the past year (the last 12 months)?



Response	6	8	10	12	Total	
No	70.3	72.2	75.8	81.3	74.3	
Yes	29.7	27.8	24.2	18.7	25.7	
N of Valid	975	960	855	679	3469	
N of Miss	64	127	84	65	340	

Table 225: How many times have you changed homes since kindergarten?






Response	6	8	10	12	Total	
Never	37.4	34.1	26.0	24.4	31.1	
1 or 2 times	30.9	29.4	33.7	37.9	32.5	
3 or 4 times	17.3	19.3	19.9	20.0	19.0	
5 or 6 times	7.2	8.4	8.7	8.9	8.2	
7 or more times	7.2	8.8	11.7	8.9	9.1	
N of Valid	968	947	854	676	3445	
N of Miss	71	140	85	68	364	

Table 226: Have you changed schools (including changing from elementary to middle and middle to high school) in the past year?



Response	6	8	10	12	Total	
No	73.6	64.0	30.6	82.3	62.1	
Yes	26.4	36.0	69.4	17.7	37.9	
N of Valid	970	940	846	672	3428	
N of Miss	69	147	93	72	381	

Table 227: How many times have you changed schools since kindergarten (including changing from elementary to middle and middle to high school)?






Response	6	8	10	12	Total	
Never	50.3	20.7	16.0	15.3	26.9	
1 or 2 times	28.5	44.4	30.0	32.3	34.0	
3 or 4 times	12.7	20.8	32.9	34.1	24.1	
5 or 6 times	5.4	8.6	11.8	12.0	9.1	
7 or more times	3.2	5.5	9.4	6.2	5.9	
N of Valid	979	942	851	674	3446	
N of Miss	60	145	88	70	363	

Table 228: Has anyone in your family ever had severe alcohol or drug problems?



Response	6	8	10	12	Total	
No	77.2	70.9	58.6	57.0	66.9	
Yes	22.8	29.1	41.4	43.0	33.1	
N of Valid	973	936	851	675	3435	
N of Miss	66	151	88	69	374	

Table 229: About how many adults (over 21) have you known personally who in the past year have: used marijuana, crack, cocaine, or other drugs?






Response	6	8	10	12	Total	
0	80.5	70.4	55.7	50.4	65.7	
1	11.0	13.6	15.4	15.3	13.7	
2	3.7	7.1	9.3	12.6	7.7	
03/04/13	2.0	4.1	7.4	8.8	5.2	
5	2.8	4.8	12.1	12.9	7.6	
N of Valid	978	933	849	674	3434	
N of Miss	61	154	90	70	375	

Table 230: About how many adults (over 21) have you known personally who in the past year have: sold or dealt drugs?






Response	6	8	10	12	Total	
0	90.1	80.4	70.3	67.1	78.0	
1	6.7	9.0	11.3	10.8	9.3	
2	1.7	5.2	8.4	10.7	6.1	
03/04/13	0.8	2.4	3.2	4.6	2.6	
5	0.7	3.1	6.8	6.8	4.1	
N of Valid	976	932	848	675	3431	
N of Miss	63	155	91	69	378	

Table 231: About how many adults (over 21) have you known personally who in the past year have: done other things that could get them in trouble with the police, like stealing, selling stolen goods, mugging or assaulting others, etc.?






Response	6	8	10	12	Total	
0	84.7	75.1	68.4	67.0	74.6	
1	9.2	12.7	11.4	12.2	11.3	
2	2.7	5.4	9.1	8.0	6.1	
03/04/13	1.8	2.9	4.3	4.9	3.3	
5	1.5	3.9	6.9	7.9	4.7	
N of Valid	975	927	845	673	3420	
N of Miss	64	160	94	71	389	

Table 232: About how many adults (over 21) have you known personally who in the past year have: gotten drunk or high?






Response	6	8	10	12	Total	
0	65.5	50.1	33.3	26.2	45.6	
1	17.8	21.4	15.5	16.4	17.9	
2	7.3	10.0	13.7	13.5	10.8	
03/04/13	3.5	6.7	11.9	10.4	7.8	
5	5.9	11.9	25.6	33.5	17.8	
N of Valid	971	932	849	672	3424	
N of Miss	68	155	90	72	385	

Table 233: Have you seen or heard information about underage drinking in the past 12 months from the following sources? Radio



Response	6	8	10	12	Total	
No	62.8	55.0	57.6	56.1	58.1	
Yes	37.2	45.0	42.4	43.9	41.9	
N of Valid	971	924	856	684	3435	
N of Miss	68	163	83	60	374	

Table 234: Have you seen or heard information about underage drinking in the past 12 months from the following sources? TV.



Response	6	8	10	12	Total	
No	37.9	33.2	31.0	32.9	33.9	
Yes	62.1	66.8	69.0	67.1	66.1	
N of Valid	966	916	856	684	3422	
N of Miss	73	171	83	60	387	

Table 235: Have you seen or heard information about underage drinking in the past 12 months from the following sources? Print. This includes information on underage drinking you may have seen in the newspaper, on a billboard, in pamphlets, on stickers, etc.



Response	6	8	10	12	Total	
No	53.6	48.7	44.6	47.5	48.8	
Yes	46.4	51.3	55.4	52.5	51.2	
N of Valid	971	918	850	682	3421	
N of Miss	68	169	89	62	388	

Table 236: Have you seen or heard information about underage drinking in the past 12 months from the following sources? Website or social media? (Facebook, Myspace, website, etc.)



Response	6	8	10	12	Total	
No	60.5	45.3	44.7	40.8	48.6	
Yes	39.5	54.7	55.3	59.2	51.4	
N of Valid	974	917	854	682	3427	
N of Miss	65	170	85	62	382	

Table 237: The next questions ask about your opinions of the information you saw or heard. If you have seen or heard more than one ad, please think about your favorite ad when answering these questions. The information about underage drinking that I saw or heard was convincing.






Response	6	8	10	12	Total	
NO!	26.6	16.4	12.9	13.5	17.8	
no	8.5	14.4	22.5	21.3	16.1	
yes	17.7	26.9	33.5	34.4	27.4	
YES!	23.7	22.5	14.9	15.1	19.5	
I have not seen or heard any ads about underage drinking in the past 12 months.	23.5	19.8	16.2	15.7	19.2	
N of Valid	956	897	845	675	3373	
N of Miss	83	190	94	69	436	

Table 238: The next questions ask about your opinions of the information you saw or heard. If you have seen or heard more than one ad, please think about your favorite ad when answering these questions. The information about underage drinking that I saw or heard grabbed my attention.






Response	6	8	10	12	Total	
NO!	22.9	15.2	12.6	12.6	16.2	
no	11.2	18.8	25.7	25.6	19.8	
yes	17.9	24.2	29.0	31.1	25.0	
YES!	25.5	21.4	16.8	15.6	20.2	
I have not seen or heard any ads about underage drinking in the past 12 months.	22.5	20.4	16.0	15.1	18.8	
N of Valid	952	893	846	675	3366	
N of Miss	87	194	93	69	443	

Table 239: The next questions ask about your opinions of the information you saw or heard. If you have seen or heard more than one ad, please think about your favorite ad when answering these questions. The information about underage drinking that I saw or heard said something important to me.

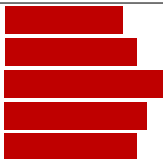
Response	6	8	10	12	Total	
NO!	21.7	16.6	14.2	13.6	16.8	
no	8.6	15.7	27.5	27.7	19.1	
yes	16.8	25.0	26.7	28.9	23.9	
YES!	29.8	22.1	15.4	13.6	20.9	
I have not seen or heard any ads about underage drinking in the past 12 months.	23.1	20.5	16.3	16.0	19.3	
N of Valid	949	891	840	674	3354	
N of Miss	90	196	99	70	455	

Table 240: The next questions ask about your opinions of the information you saw or heard. If you have seen or heard more than one ad, please think about your favorite ad when answering these questions. Seeing or hearing this information about underage drinking made me want to stop or decrease my drinking.

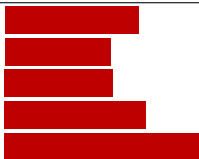

Response	6	8	10	12	Total	
NO!	25.2	17.8	16.5	18.5	19.5	
no	4.6	11.7	20.9	24.5	14.9	
yes	6.0	14.0	19.7	23.0	15.2	
YES!	23.7	24.1	18.2	15.7	20.7	
I have not seen or heard any ads about underage drinking in the past 12 months.	40.6	32.5	24.8	18.3	29.6	
N of Valid	823	856	808	661	3148	
N of Miss	216	231	131	83	661	

Table 241: How honest were you in filling out this survey?

Response	6	8	10	12	Total	
I was very honest	85.9	76.9	77.3	79.8	80.1	
I was honest pretty much of the time	12.4	18.2	17.5	16.1	15.9	
I was honest some of the time	1.3	3.4	4.2	3.4	3.0	
I was honest once in a while	0.4	1.5	1.0	0.7	0.9	
I was not honest at all	0.0	0.0	0.0	0.0	0.0	
N of Valid	970	913	863	684	3430	
N of Miss	69	174	76	60	379	