

2012 APNA

Arkansas Prevention Needs Assessment Student Survey



Sebastian County Tables

Arkansas Department of Human Services
Division of Behavioral Health Services
Prevention Services

Conducted by International Survey Associates dba Pride Surveys

Contents

1	INTRODUCTION	10
2	PERCENTAGE TABLES	15

List of Tables

1	Sex	16
2	Age	16
3	Are you Hispanic or Latino?	16
4	What is your race? Black or African American	17
5	What is your race? Asian	17
6	What is your race? American Indian	17
7	What is your race? Alaska Native	17
8	What is your race? White	18
9	What is your race? Native Hawaiian or Other Pacific Islander	18
10	What is your race? Other	18
11	What is the highest level of schooling completed by your mother or father?	19
12	Think of where you live most of the time. Which of the following people live there with you? Mother	19
13	Think of where you live most of the time. Which of the following people live there with you? Stepmother	19
14	Think of where you live most of the time. Which of the following people live there with you? Foster Mother	20
15	Think of where you live most of the time. Which of the following people live there with you? Grandmother	20
16	Think of where you live most of the time. Which of the following people live there with you? Aunt	20
17	Think of where you live most of the time. Which of the following people live there with you? Father	20
18	Think of where you live most of the time. Which of the following people live there with you? Stepfather	21
19	Think of where you live most of the time. Which of the following people live there with you? Foster Father	21
20	Think of where you live most of the time. Which of the following people live there with you? Grandfather	21
21	Think of where you live most of the time. Which of the following people live there with you? Uncle	21
22	Think of where you live most of the time. Which of the following people live there with you? Other Adults	22
23	Think of where you live most of the time. Which of the following people live there with you? Brother(s)	22
24	Think of where you live most of the time. Which of the following people live there with you? Stepbrother(s)	22
25	Think of where you live most of the time. Which of the following people live there with you? Sister(s)	22
26	Think of where you live most of the time. Which of the following people live there with you? Stepsister(s)	23

27	Think of where you live most of the time. Which of the following people live there with you? Other Children	23
28	In my school, students have lots of chances to help decide things like class activities and rules.	23
29	Teachers ask me to work on special classroom projects.	23
30	My teacher(s) notices when I am doing a good job and lets me know about it.	24
31	There are lots of chances for students in my school to get involved in sports, clubs, and other school activities outside of class.	24
32	There are lots of chances for students in my school to talk with a teacher one-on-one.	24
33	I feel safe at my school.	25
34	The school lets my parents know when I have done something well.	25
35	My teachers praise me when I work hard in school.	25
36	Are your school grades better than the grades of most students in your class?	26
37	I have lots of chances to be part of class discussions or activities.	26
38	Now thinking back over the past year in school, how often did you: enjoy being in school?	26
39	Now thinking back over the past year in school, how often did you: hate being in school?	27
40	Now thinking back over the past year in school, how often did you: try to do your best work in school?	27
41	How often do you feel that the school work you are assigned is meaningful and important?	27
42	Putting them all together, what were your grades like last year?	28
43	How important do you think the things you are learning in school are going to be for your later life?	28
44	How interesting are most of your courses to you?	28
45	During the LAST FOUR WEEKS how many whole days of school have you missed because you skipped or 'cut'?	29
46	What are the chances you would be seen as cool if you: smoked cigarettes?	29
47	What are the chances you would be seen as cool if you: worked hard at school?	29
48	What are the chances you would be seen as cool if you: began drinking alcoholic beverages regularly, that is, at least once or twice a month?	30
49	What are the chances you would be seen as cool if you: defended someone who was being verbally abused at school?	30
50	What are the chances you would be seen as cool if you: smoked marijuana?	30
51	What are the chances you would be seen as cool if you: carried a handgun?	31

52	Think of your four best friends (the friends you feel closest to). In the past year (12 months), how many of your best friends have: participated in clubs, organizations or activities at school?	31
53	Think of your four best friends (the friends you feel closest to). In the past year (12 months), how many of your best friends have: smoked cigarettes?	31
54	Think of your four best friends (the friends you feel closest to). In the past year (12 months), how many of your best friends have: tried beer, wine or hard liquor (for example, vodka, whiskey, or gin) when their parents didn't know about it?	32
55	Think of your four best friends (the friends you feel closest to). In the past year (12 months), how many of your best friends have: made a commitment to stay drug-free?	32
56	Think of your four best friends (the friends you feel closest to). In the past year (12 months), how many of your best friends have: used marijuana?	32
57	Think of your four best friends (the friends you feel closest to). In the past year (12 months), how many of your best friends have: used prescription drugs or non-prescription drugs for the purposes of getting high?	33
58	Think of your four best friends (the friends you feel closest to). In the past year (12 months), how many of your best friends have: used synthetic marijuana (K2, spice) or bath salts?	33
59	Think of your four best friends (the friends you feel closest to). In the past year (12 months), how many of your best friends have: used LSD, cocaine, amphetamines, or other illegal drugs?	33
60	Think of your four best friends (the friends you feel closest to). In the past year (12 months), how many of your best friends have: tried to do well in school?	34
61	Think of your four best friends (the friends you feel closest to). In the past year (12 months), how many of your best friends have: been suspended from school?	34
62	Think of your four best friends (the friends you feel closest to). In the past year (12 months), how many of your best friends have: liked school?	34
63	Think of your four best friends (the friends you feel closest to). In the past year (12 months), how many of your best friends have: carried a handgun?	35
64	Think of your four best friends (the friends you feel closest to). In the past year (12 months), how many of your best friends have: sold illegal drugs?	35
65	Think of your four best friends (the friends you feel closest to). In the past year (12 months), how many of your best friends have: regularly attended religious services?	35

66	Think of your four best friends (the friends you feel closest to). In the past year (12 months), how many of your best friends have: stolen or tried to steal a motor vehicle such as a car or motorcycle?	36
67	Think of your four best friends (the friends you feel closest to). In the past year (12 months), how many of your best friends have: been arrested?	36
68	Think of your four best friends (the friends you feel closest to). In the past year (12 months), how many of your best friends have: dropped out of school?	36
69	Think of your four best friends (the friends you feel closest to). In the past year (12 months), how many of your best friends have: been members of a gang?	37
70	How old were you when you first: smoked marijuana?	37
71	How old were you when you first: smoked a cigarette, even just a puff?	38
72	How old were you when you first: had more than a sip or two of beer, wine or hard liquor (for example, vodka, whiskey, or gin)?	38
73	How old were you when you first: began drinking alcoholic beverages regularly, that is, at least once or twice a month?	39
74	How old were you when you first: used Daztrex?	39
75	How old were you when you first: got suspended from school?	40
76	How old were you when you first: got arrested?	40
77	How old were you when you first: carried a handgun?	41
78	How old were you when you first: attacked someone with the idea of seriously hurting them?	41
79	How old were you when you first: belonged to a gang?	42
80	How wrong do you think it is for someone your age to: take a handgun to school?	42
81	How wrong do you think it is for someone your age to: steal anything worth more than \$5?	42
82	How wrong do you think it is for someone your age to: pick a fight with someone?	43
83	How wrong do you think it is for someone your age to: attack someone with the idea of seriously hurting them?	43
84	How wrong do you think it is for someone your age to: stay away from school all day when their parents think they are at school?	43
85	How wrong do you think it is for someone your age to: drink beer, wine or hard liquor (for example, vodka, whiskey, or gin) regularly?	44
86	How wrong do you think it is for someone your age to: smoke cigarettes?	44
87	How wrong do you think it is for someone your age to: smoke marijuana?	44
88	How wrong do you think it is for someone your age to: use prescription drugs or non-prescription drugs for the purpose of getting high?	45

89	How wrong do you think it is for someone your age to: use synthetic marijuana (K2, spice) or bath salts?	45
90	How wrong do you think it is for someone your age to: use LSD, cocaine, amphetamines or another illegal drug?	45
91	At school during the past 12 months, did you receive help from the resource teacher, speech therapist or other special education teacher?	46
92	How many times in the past year (12 months) have you: been suspended from school?	46
93	How many times in the past year (12 months) have you: carried a handgun?	46
94	How many times in the past year (12 months) have you: sold illegal drugs?	47
95	How many times in the past year (12 months) have you: stolen or tried to steal a motor vehicle such as a car or motorcycle?	47
96	How many times in the past year (12 months) have you: participated in clubs, organizations or activities at school?	48
97	How many times in the past year (12 months) have you: been arrested?	48
98	How many times in the past year (12 months) have you: attacked someone with the idea of seriously hurting them?	49
99	How many times in the past year (12 months) have you: been drunk or high at school?	49
100	How many times in the past year (12 months) have you: taken a handgun to school?	50
101	Are you currently on probation, or assigned a probation officer with Juvenile Court?	50
102	Have you ever belonged to a gang?	50
103	If you have ever belonged to a gang, did that gang have a name?	51
104	You are at a party at someone's house, and one of your friends offers you a drink containing alcohol. What would you say or do?	51
105	How often do you attend religious services or activities?	51
106	I think sometimes it's okay to cheat at school.	52
107	It is important to think before you act.	52
108	Sometimes I think that life is not worth it.	52
109	At times I think I am no good at all.	53
110	All in all, I am inclined to think that I am a failure.	53
111	In the past year, have you felt depressed or sad MOST days, even if you felt okay sometimes?	53
112	It is all right to beat up people if they start the fight.	54
113	I think it is okay to take something without asking if you can get away with it.	54
114	Where do you get the most information about living a drug and alcohol free life? Parents/guardians	54
115	Where do you get the most information about living a drug and alcohol free life? Friends	55

116	Where do you get the most information about living a drug and alcohol free life? Family members	55
117	Where do you get the most information about living a drug and alcohol free life? School	55
118	Where do you get the most information about living a drug and alcohol free life? Internet	56
119	Where do you get the most information about living a drug and alcohol free life? TV	56
120	Where do you get the most information about living a drug and alcohol free life? Social media	56
121	How much do you think people risk harming themselves (physically or in other ways) if they: smoked one or more packs of cigarettes per day?	57
122	How much do you think people risk harming themselves (physically or in other ways) if they: try marijuana once or twice?	57
123	How much do you think people risk harming themselves (physically or in other ways) if they: smoke marijuana once or twice a week?	57
124	How much do you think people risk harming themselves (physically or in other ways) if they: take one or two drinks of an alcoholic beverage (beer, wine, liquor) nearly every day?	58
125	How much do you think people risk harming themselves (physically or in other ways) if they: have five or more drinks of an alcoholic beverage once or twice each weekend?	58
126	How much do you think people risk harming themselves (physically or in other ways) if they: use prescription drugs that are not prescribed to them?	58
127	How much do you think people risk harming themselves (physically or in other ways) if they: use non-prescription drugs to get high?	59
128	Have you ever used smokeless tobacco (chew, snuff, plug, dipping tobacco, or chewing tobacco)?	59
129	How often have you taken smokeless tobacco during the past 30 days?	59
130	Have you ever smoked cigarettes?	60
131	How frequently have you smoked cigarettes during the past 30 days?	60
132	Which statement best describes rules about smoking inside your home?	60
133	Which statement best describes rules about smoking in your family cars?	61
134	During this school year, were you taught in any of your classes about the dangers of tobacco use?	61
135	During the past 12 months, have you participated in any community activities to discourage people your age from using cigarettes, chewing tobacco, snuff, dip or cigars?	61
136	Think back over the last two weeks. How many times have you had five or more alcoholic drinks in a row?	62

137	During the past 30 days, how many times did you ride in a car or other vehicle driven by someone who had been drinking alcohol or using drugs to get high?	62
138	During the past 30 days, how many times did you drive a car or other vehicle when you had been drinking alcohol or using drugs to get high?	62
139	If you drank alcohol (not just a sip or taste) in the past year, how did you usually get it?	63
140	If you drank alcohol (not just a sip or taste) in the past year, where did you usually drink it?	63
141	How do you feel about someone your age having one or two drinks of an alcoholic beverage nearly every day?	64
142	On how many occasions have you had alcoholic beverages (beer, wine or hard liquor) to drink in your lifetime - more than just a few sips?	64
143	On how many occasions have you drunk one of more drinks of an alcoholic beverage during the past 30 days?	64
144	On how many occasions have you used marijuana (grass, pot) or hashish (hash, hash oil) in your lifetime?	65
145	On how many occasions have you used marijuana (grass, pot) or hashish (hash, hash oil) during the past 30 days?	65
146	On how many occasions have you used LSD or other psychedelics in your lifetime?	65
147	On how many occasions have you used LSD or other psychedelics during the past 30 days?	66
148	On how many occasions have you used cocaine or crack in your lifetime?	66
149	On how many occasions have you used cocaine or crack during the past 30 days?	66
150	On how many occasions have you sniffed glue, breathed the contents of an aerosol spray can, or inhaled other gases or sprays, in order to get high in your lifetime?	67
151	On how many occasions have you sniffed glue, breathed the contents of an aerosol spray can, or inhaled other gases or sprays, in order to get high during the past 30 days?	67
152	On how many occasions have you used Daztrex in your lifetime?	68
153	On how many occasions have you used Daztrex during the past 30 days?	68
154	On how many occasions have you used synthetic marijuana in your lifetime?	68
155	On how many occasions have you used synthetic marijuana during the past 30 days?	69
156	On how many occasions have you used methamphetamines (meth, speed, crank, crystal meth) in your lifetime?	69

157	On how many occasions have you used methamphetamines (meth, speed, crank, crystal meth) in the past 30 days?	69
158	On how many occasions have you used other chemical products (bath salts, plant food, etc.) in your lifetime?	70
159	On how many occasions have you used other chemical products (bath salts, plant food, etc.) during the past 30 days?	70
160	On how many occasions have you used heroin or other opiates in your lifetime?	70
161	On how many occasions have you used heroin or other opiates during the past 30 days?	71
162	On how many occasions have you used MDMA ('X', 'E', or ecstasy) in your lifetime?	71
163	On how many occasions have you used MDMA ('X', 'E', or ecstasy) during the past 30 days?	71
164	On how many occasions have you taken prescription drugs (such as Valium, Xanax, Ritalin, Adderall, OxyContin, Darvocet, or sleeping pills) not prescribed to you in your lifetime?	72
165	On how many occasions have you taken prescription drugs (such as Valium, Xanax, Ritalin, Adderall, OxyContin, Darvocet, or sleeping pills) not prescribed to you during the past 30 days?	72
166	On how many occasions have you taken non-prescription medicines such as diet pills (for example, Dietac, Dexatrim or Prolamine), stay-awake pills (for example No-Doz, Vivarin, or Wake), or cough or cold medicines (robos, DXM, etc.) to get high in your lifetime?	73
167	On how many occasions have you taken non-prescription medicines such as diet pills (for example, Dietac, Dexatrim or Prolamine), stay-awake pills (for example No-Doz, Vivarin, or Wake), or cough or cold medicines (robos, DXM, etc.) to get high during the past 30 days?	73
168	On how many occasions have you been drunk or very high from drinking alcoholic beverages during the past 30 days?	74
169	On how many occasions have you drunk flavored alcoholic beverages, sometimes called 'alcopops' (like Mike's Hard Lemonade, Smirnoff Ice, Bacardi Breezers, etc.) in your lifetime?	74
170	On how many occasions have you drunk flavored alcoholic beverages, sometimes called 'alcopops' (like Mike's Hard Lemonade, Smirnoff Ice, Bacardi Breezers, etc.) during the past 30 days?	75
171	If you used prescription drugs or over the counter drugs without a doctor telling you to use it or for the purpose of getting high, where did you get these drugs?	75
172	During the last month, about how many marijuana cigarettes, or the equivalent, did you smoke a day, on the average?	76
173	How wrong do your friends feel it would be for YOU to: drink alcohol?	76
174	How wrong do your friends feel it would be for YOU to: smoke tobacco?	76

175	How wrong do your friends feel it would be for YOU to: smoke marijuana?	77
176	How wrong do your friends feel it would be for YOU to: use prescription drugs not prescribed to you	77
177	How wrong would most adults (over 21) in your neighborhood think it is for kids your age: to use marijuana?	77
178	How wrong would most adults (over 21) in your neighborhood think it is for kids your age: to drink alcohol?	78
179	How wrong would most adults (over 21) in your neighborhood think it is for kids your age: to smoke cigarettes?	78
180	How much do each of the following statements describe your neighborhood? crime and/or drug selling	78
181	How much do each of the following statements describe your neighborhood? fights	79
182	How much do each of the following statements describe your neighborhood? lots of empty or abandoned buildings	79
183	How much do each of the following statements describe your neighborhood? lots of graffiti	79
184	I feel safe in my neighborhood.	80
185	If a kid smoked marijuana in your neighborhood would he or she be caught by the police?	80
186	If a kid drank some beer, wine or hard liquor (for example, vodka, whiskey, or gin) in your neighborhood would he or she be caught by the police?	80
187	If a kid carried a handgun in your neighborhood would he or she be caught by the police?	81
188	If you wanted to get some cigarettes, how easy would it be for you to get some?	81
189	If you wanted to get some beer, wine or hard liquor (for example, vodka, whiskey, or gin), how easy would it be for you to get some?	81
190	If you wanted to get a drug like cocaine, LSD, or amphetamines, how easy would it be for you to get some?	82
191	If you wanted to get a handgun, how easy would it be for you to get one?	82
192	If you wanted to get some marijuana, how easy would it be for you to get some?	82
193	If you wanted to get prescription drugs for the purpose of getting high, how easy would it be for you to get some?	83
194	If you wanted to get synthetic marijuana such as K2 or chemical products such as bath salts to get high, how easy would it be for you to get some?	83
195	If you wanted to get steroids to enhance athletic performance, how easy would it be for you to get some?	83

196	During the past 12 months, have you participated in any alcohol prevention programs or seen any alcohol prevention messages in your school or community? Yes, a school-based program focused on preventing underage drinking and/or drinking and driving. . . .	84
197	During the past 12 months, have you participated in any alcohol prevention programs or seen any alcohol prevention messages in your school or community? Yes, a community-based program focused on preventing underage drinking and/or drinking and driving (for example, through your church or temple or through youth groups like Boys and Girls Club or 4-H). . . .	84
198	During the past 12 months, have you participated in any alcohol prevention programs or seen any alcohol prevention messages in your school or community? Yes, a media campaign addressing underage drinking and/or drinking and driving (for example, newspaper ads, posters, pamphlets, radio, TV). . . .	84
199	During the past 12 months, have you participated in any alcohol prevention programs or seen any alcohol prevention messages in your school or community? No	84
200	How wrong do your parents feel it would be for YOU to: drink beer, wine or hard liquor (for example, vodka, whiskey or gin) regularly? .	85
201	How wrong do your parents feel it would be for YOU to: smoke tobacco?	85
202	How wrong do your parents feel it would be for YOU to: smoke marijuana?	85
203	How wrong do your parents feel it would be for YOU to: use prescription drugs not prescribed to you?	86
204	How wrong do your parents feel it would be for YOU to: steal something worth more than \$5?	86
205	How wrong do your parents feel it would be for YOU to: draw graffiti, write things, or draw pictures on buildings or other property (without the owner's permission)?	86
206	How wrong do your parents feel it would be for YOU to: pick a fight with someone?	87
207	During the past 12 months, have you talked with at least one of your parents about the dangers of underage drinking and/or drinking and driving? By parents, we mean either your biological parents, adoptive parents, stepparents, or adult guardians - whether or not they live with you. . . .	87
208	The rules in my family are clear. . . .	87
209	People in my family often insult or yell at each other. . . .	88
210	When I am not at home, one of my parents knows where I am and who I am with. . . .	88
211	We argue about the same things in my family over and over. . . .	88

212	If you drank some beer or wine or liquor (for example, vodka, whiskey, or gin) without your parents' permission, would you be caught by your parents?	89
213	My family has clear rules about alcohol and drug use. . . .	89
214	If you carried a handgun without your parents' permission, would you be caught by your parents?	89
215	If you skipped school would you be caught by your parents?	90
216	My parents ask if I've gotten my homework done. . . .	90
217	People in my family have serious arguments. . . .	90
218	Would your parents know if you did not come home on time?	91
219	Have any of your brothers or sisters ever: drunk beer, wine or hard liquor (for example, vodka, whiskey or gin)?	91
220	Have any of your brothers or sisters ever: smoked marijuana?	91
221	Have any of your brothers or sisters ever: smoked cigarettes?	91
222	Have any of your brothers or sisters ever: taken a handgun to school? .	92
223	Have any of your brothers or sisters ever: been suspended or expelled from school?	92
224	Have you changed homes in the past year (the last 12 months)? . . .	92
225	How many times have you changed homes since kindergarten?	92
226	Have you changed schools (including changing from elementary to middle and middle to high school) in the past year?	93
227	How many times have you changed schools since kindergarten (including changing from elementary to middle and middle to high school)?	93
228	Has anyone in your family ever had severe alcohol or drug problems? .	93
229	About how many adults (over 21) have you known personally who in the past year have: used marijuana, crack, cocaine, or other drugs? .	94
230	About how many adults (over 21) have you known personally who in the past year have: sold or dealt drugs?	94
231	About how many adults (over 21) have you known personally who in the past year have: done other things that could get them in trouble with the police, like stealing, selling stolen goods, mugging or assaulting others, etc.?	94
232	About how many adults (over 21) have you known personally who in the past year have: gotten drunk or high?	95
233	Have you seen or heard information about underage drinking in the past 12 months from the following sources? Radio	95
234	Have you seen or heard information about underage drinking in the past 12 months from the following sources? TV. . . .	95
235	Have you seen or heard information about underage drinking in the past 12 months from the following sources? Print. This includes information on underage drinking you may have seen in the newspaper, on a billboard, in pamphlets, on stickers, etc. . . .	95

236	Have you seen or heard information about underage drinking in the past 12 months from the following sources? Website or social media? (Facebook, Myspace, website, etc.)	96
237	The next questions ask about your opinions of the information you saw or heard. If you have seen or heard more than one ad, please think about your favorite ad when answering these questions. The information about underage drinking that I saw or heard was convincing.	96
238	The next questions ask about your opinions of the information you saw or heard. If you have seen or heard more than one ad, please think about your favorite ad when answering these questions. The information about underage drinking that I saw or heard grabbed my attention.	96
239	The next questions ask about your opinions of the information you saw or heard. If you have seen or heard more than one ad, please think about your favorite ad when answering these questions. The information about underage drinking that I saw or heard said something important to me.	97
240	The next questions ask about your opinions of the information you saw or heard. If you have seen or heard more than one ad, please think about your favorite ad when answering these questions. Seeing or hearing this information about underage drinking made me want to stop or decrease my drinking.	97
241	How honest were you in filling out this survey?	97

List of Figures

1	Grade Chart	11
2	Gender Chart	12
3	Age Chart	13
4	Ethnic Origin Chart	14

1 INTRODUCTION

This report was generated from data collected on the *2012 Arkansas Prevention Needs Assessment Student Survey*. This report contains basic frequency tables of all data collected and graphs on the selected demographic variables of grade, gender, age and ethnic origin. The graph on ethnic origin is represented as a bar chart rather than as a pie chart. This is because students were allowed to mark more than one response for ethnic origin as opposed to being allowed to mark only one response. The bars represent the percent of students who marked each of the ethnic categories.

Questions regarding the information found in this report can be directed to:

Pride Surveys

160 Vanderbilt Court
Bowling Green, KY 42103
1-800-279-6361
www.pridesurveys.com

Grade Chart

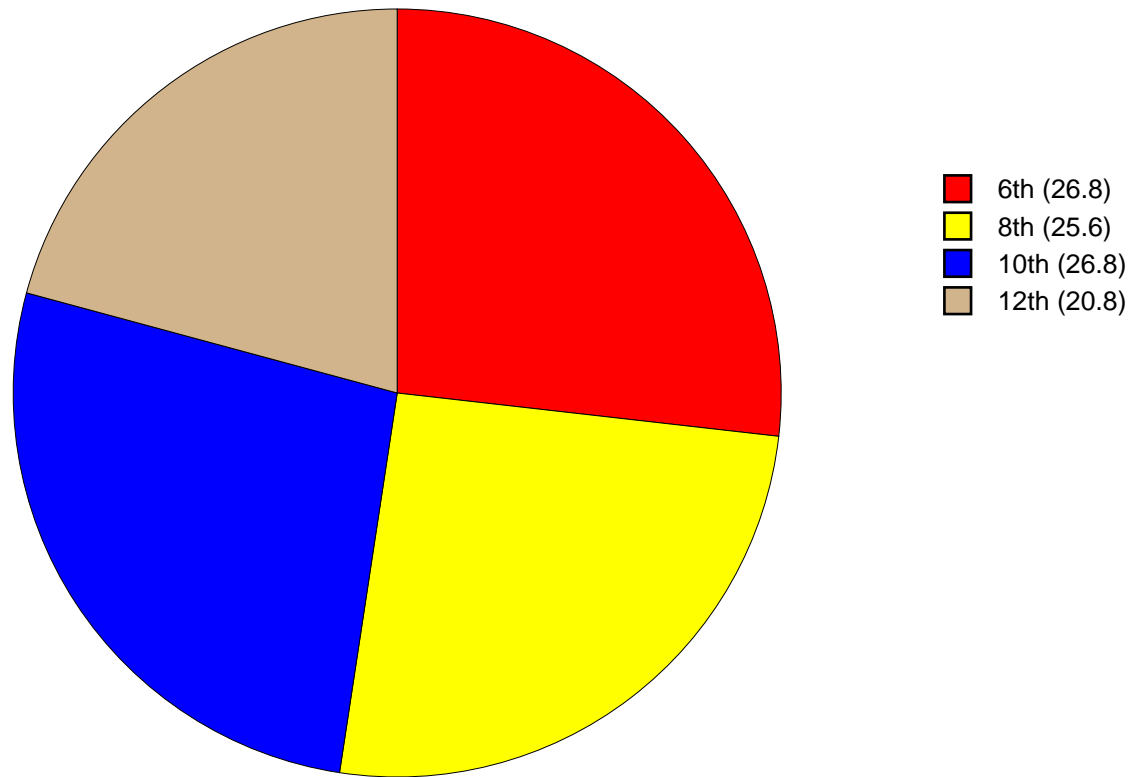


Figure 1: Grade Chart

Gender Chart

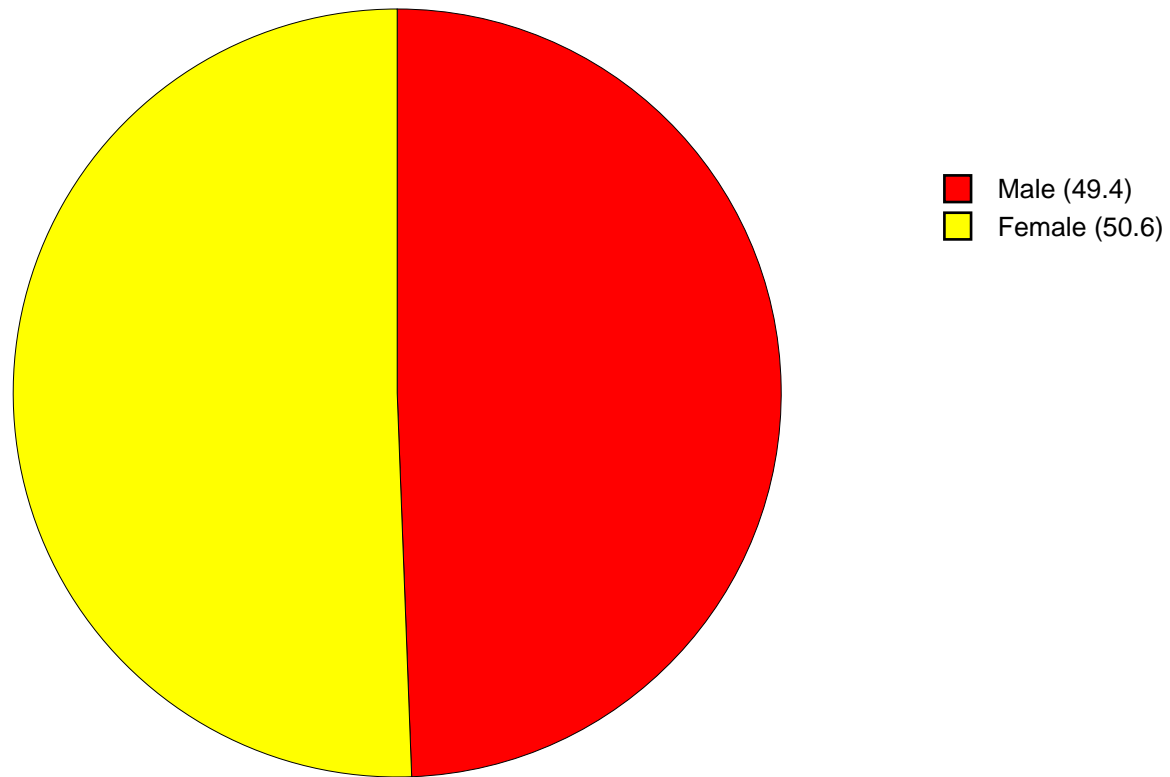


Figure 2: Gender Chart

Age Chart

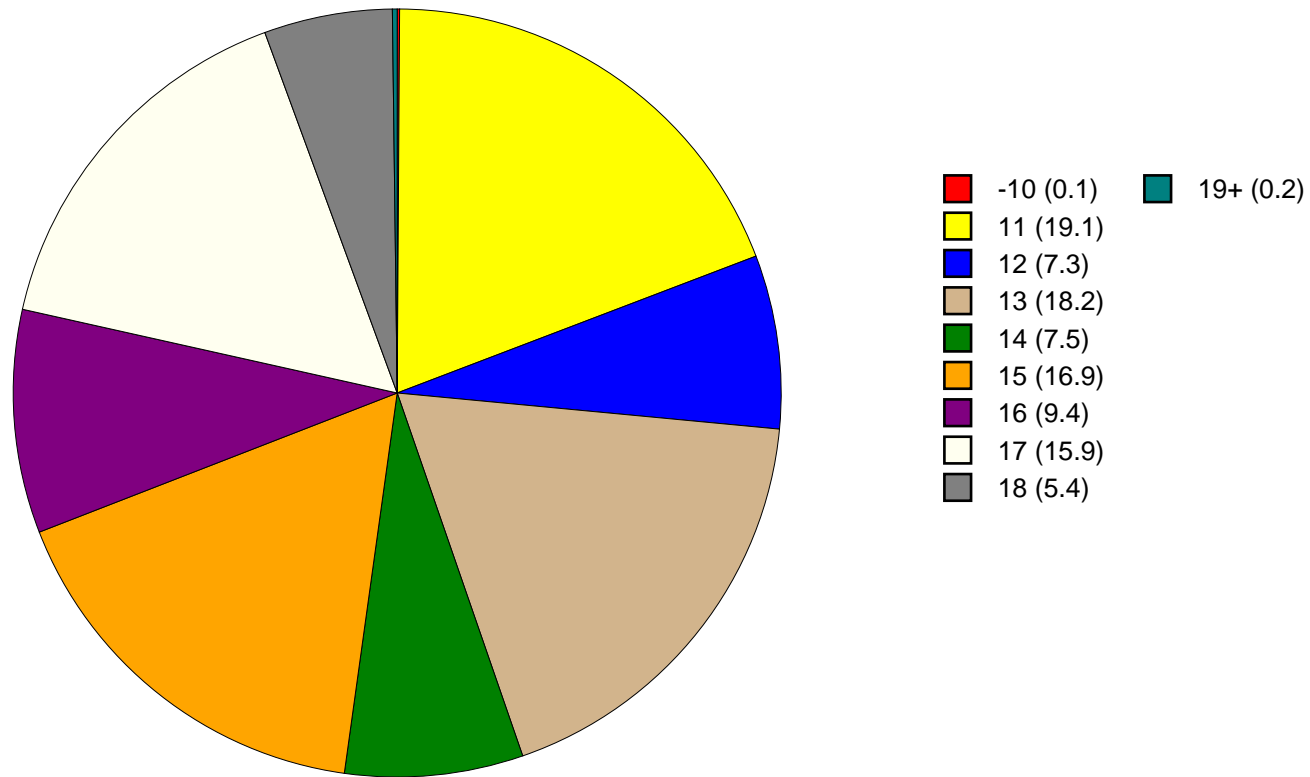


Figure 3: Age Chart

Ethnic Origin Chart

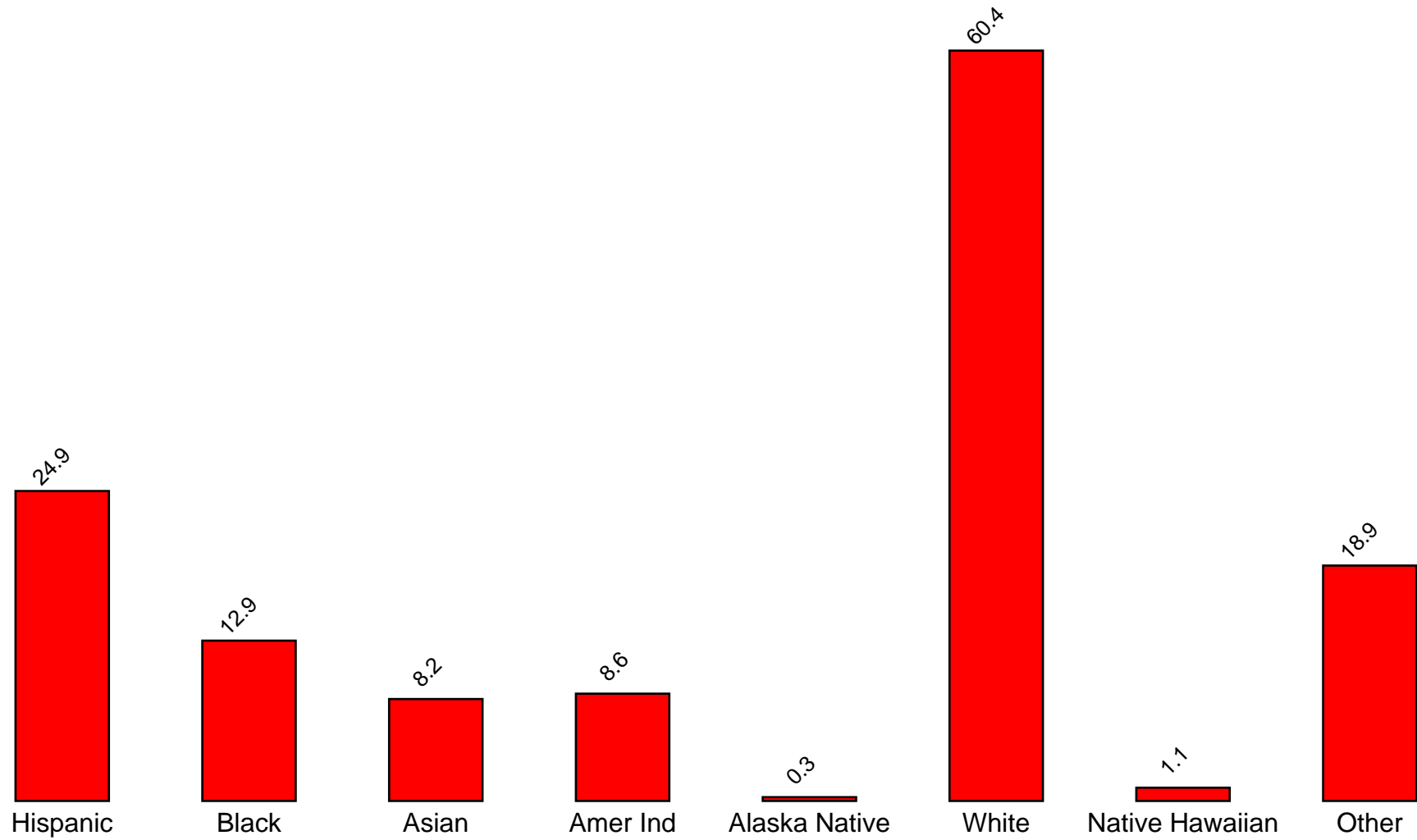


Figure 4: Ethnic Origin Chart

2 PERCENTAGE TABLES

The following tables contain frequency distribution detailing how your students responded to each question on the survey. The tables appear in the same order as the questions on the survey. The tables include breakdowns by grade level as well as overall percentages. The *N of Valid* row is a frequency count of the number of valid responses to each question for each grade and overall. The *N of Miss* row is a frequency count of the number of invalid (marked more than one response) or missing (i.e. did not respond) responses to each question for each grade and overall.

For the questions that allowed more than one response (i.e. race, live with, etc.) each response becomes a separate table. If a student did not mark the response, that was counted as a NO response, and if they did mark the response, that was counted as a YES response. Since a non response is a valid response for these questions, the *N of Miss* will always be zero for these questions.

Table 1: Sex

Response	6	8	10	12	Total	
Male	50.0	50.6	49.7	46.6	49.4	
Female	50.0	49.4	50.3	53.4	50.6	
N of Valid	1053	1003	1052	816	3924	
N of Miss	4	4	3	2	13	

Table 2: Age

Response	6	8	10	12	Total	
10 or younger	0.2	0.0	0.0	0.0	0.1	
11	71.1	0.0	0.0	0.0	19.1	
12	26.9	0.2	0.0	0.0	7.3	
13	1.8	69.1	0.0	0.0	18.2	
14	0.0	28.4	1.0	0.0	7.5	
15	0.0	2.3	61.1	0.0	16.9	
16	0.0	0.0	34.8	0.4	9.4	
17	0.0	0.0	3.1	72.5	15.9	
18	0.0	0.0	0.0	26.0	5.4	
19 or older	0.0	0.0	0.0	1.1	0.2	
N of Valid	1056	1004	1049	816	3925	
N of Miss	1	3	6	2	12	

Table 3: Are you Hispanic or Latino?

Response	6	8	10	12	Total	
No	73.3	72.7	76.4	78.4	75.1	
Yes	26.7	27.3	23.6	21.6	24.9	
N of Valid	1034	988	1043	815	3880	
N of Miss	23	19	12	3	57	

Table 4: What is your race? Black or African American



Response	6	8	10	12	Total	
No	88.6	84.8	88.0	86.9	87.1	
Yes	11.4	15.2	12.0	13.1	12.9	
N of Valid	1057	1007	1055	818	3937	
N of Miss	0	0	0	0	0	

Table 5: What is your race? Asian



Response	6	8	10	12	Total	
No	92.0	91.2	92.4	91.6	91.8	
Yes	8.0	8.8	7.6	8.4	8.2	
N of Valid	1057	1007	1055	818	3937	
N of Miss	0	0	0	0	0	

Table 6: What is your race? American Indian



Response	6	8	10	12	Total	
No	85.5	92.6	93.5	94.7	91.4	
Yes	14.5	7.4	6.5	5.3	8.6	
N of Valid	1057	1007	1055	818	3937	
N of Miss	0	0	0	0	0	

Table 7: What is your race? Alaska Native



Response	6	8	10	12	Total	
No	99.6	99.9	99.6	99.6	99.7	
Yes	0.4	0.1	0.4	0.4	0.3	
N of Valid	1057	1007	1055	818	3937	
N of Miss	0	0	0	0	0	

Table 8: What is your race? White



Response	6	8	10	12	Total	
No	40.2	44.0	38.0	35.5	39.6	
Yes	59.8	56.0	62.0	64.5	60.4	
N of Valid	1057	1007	1055	818	3937	
N of Miss	0	0	0	0	0	

Table 9: What is your race? Native Hawaiian or Other Pacific Islander



Response	6	8	10	12	Total	
No	99.2	98.9	98.6	99.0	98.9	
Yes	0.8	1.1	1.4	1.0	1.1	
N of Valid	1057	1007	1055	818	3937	
N of Miss	0	0	0	0	0	

Table 10: What is your race? Other



Response	6	8	10	12	Total	
No	76.3	77.9	83.7	87.7	81.1	
Yes	23.7	22.1	16.3	12.3	18.9	
N of Valid	1057	1007	1055	818	3937	
N of Miss	0	0	0	0	0	

Table 11: What is the highest level of schooling completed by your mother or father?









Response	6	8	10	12	Total	
Completed grade school or less	2.6	6.1	5.0	6.9	5.0	
Some high school	4.8	7.1	11.9	13.0	9.0	
Completed high school	13.6	15.5	16.9	18.4	16.0	
Some college	12.8	13.9	16.6	20.0	15.6	
Completed college	19.0	18.4	21.5	23.5	20.5	
Graduate or professional school after college	7.6	8.0	13.0	10.9	9.8	
Don't know	38.4	29.2	13.8	5.6	22.5	
Does not apply	1.3	1.8	1.3	1.6	1.5	
N of Valid	1017	987	1038	808	3850	
N of Miss	40	20	17	10	87	

Table 12: Think of where you live most of the time. Which of the following people live there with you? Mother



Response	6	8	10	12	Total	
No	12.0	17.0	15.5	15.6	15.0	
Yes	88.0	83.0	84.5	84.4	85.0	
N of Valid	1057	1007	1055	818	3937	
N of Miss	0	0	0	0	0	

Table 13: Think of where you live most of the time. Which of the following people live there with you? Stepmother



Response	6	8	10	12	Total	
No	95.9	93.5	94.4	93.9	94.5	
Yes	4.1	6.5	5.6	6.1	5.5	
N of Valid	1057	1007	1055	818	3937	
N of Miss	0	0	0	0	0	

Table 14: Think of where you live most of the time. Which of the following people live there with you? Foster Mother

Response	6	8	10	12	Total	
No	99.7	99.5	99.7	99.5	99.6	
Yes	0.3	0.5	0.3	0.5	0.4	
N of Valid	1057	1007	1055	818	3937	
N of Miss	0	0	0	0	0	

Table 15: Think of where you live most of the time. Which of the following people live there with you? Grandmother

Response	6	8	10	12	Total	
No	84.9	88.4	90.6	92.4	88.9	
Yes	15.1	11.6	9.4	7.6	11.1	
N of Valid	1057	1007	1055	818	3937	
N of Miss	0	0	0	0	0	

Table 16: Think of where you live most of the time. Which of the following people live there with you? Aunt

Response	6	8	10	12	Total	
No	94.7	95.0	96.9	96.9	95.8	
Yes	5.3	5.0	3.1	3.1	4.2	
N of Valid	1057	1007	1055	818	3937	
N of Miss	0	0	0	0	0	

Table 17: Think of where you live most of the time. Which of the following people live there with you? Father

Response	6	8	10	12	Total	
No	40.1	44.3	41.4	43.0	42.1	
Yes	59.9	55.7	58.6	57.0	57.9	
N of Valid	1057	1007	1055	818	3937	
N of Miss	0	0	0	0	0	

Table 18: Think of where you live most of the time. Which of the following people live there with you? Stepfather



Response	6	8	10	12	Total	
No	85.1	86.6	86.0	86.4	86.0	
Yes	14.9	13.4	14.0	13.6	14.0	
N of Valid	1057	1007	1055	818	3937	
N of Miss	0	0	0	0	0	

Table 19: Think of where you live most of the time. Which of the following people live there with you? Foster Father



Response	6	8	10	12	Total	
No	99.7	99.4	99.7	100.0	99.7	
Yes	0.3	0.6	0.3	0.0	0.3	
N of Valid	1057	1007	1055	818	3937	
N of Miss	0	0	0	0	0	

Table 20: Think of where you live most of the time. Which of the following people live there with you? Grandfather



Response	6	8	10	12	Total	
No	92.4	92.7	95.9	95.5	94.1	
Yes	7.6	7.3	4.1	4.5	5.9	
N of Valid	1057	1007	1055	818	3937	
N of Miss	0	0	0	0	0	

Table 21: Think of where you live most of the time. Which of the following people live there with you? Uncle



Response	6	8	10	12	Total	
No	94.6	94.5	96.6	96.6	95.5	
Yes	5.4	5.5	3.4	3.4	4.5	
N of Valid	1057	1007	1055	818	3937	
N of Miss	0	0	0	0	0	

Table 22: Think of where you live most of the time. Which of the following people live there with you? Other Adults



Response	6	8	10	12	Total	
No	96.9	98.5	97.9	96.8	97.6	
Yes	3.1	1.5	2.1	3.2	2.4	
N of Valid	1057	1007	1055	818	3937	
N of Miss	0	0	0	0	0	

Table 23: Think of where you live most of the time. Which of the following people live there with you? Brother(s)



Response	6	8	10	12	Total	
No	47.0	52.6	55.6	57.6	53.0	
Yes	53.0	47.4	44.4	42.4	47.0	
N of Valid	1057	1007	1055	818	3937	
N of Miss	0	0	0	0	0	

Table 24: Think of where you live most of the time. Which of the following people live there with you? Stepbrother(s)



Response	6	8	10	12	Total	
No	94.4	95.5	97.2	97.6	96.1	
Yes	5.6	4.5	2.8	2.4	3.9	
N of Valid	1057	1007	1055	818	3937	
N of Miss	0	0	0	0	0	

Table 25: Think of where you live most of the time. Which of the following people live there with you? Sister(s)



Response	6	8	10	12	Total	
No	47.7	55.1	55.8	58.1	53.9	
Yes	52.3	44.9	44.2	41.9	46.1	
N of Valid	1057	1007	1055	818	3937	
N of Miss	0	0	0	0	0	

Table 26: Think of where you live most of the time. Which of the following people live there with you? Stepsister(s)

Response	6	8	10	12	Total	
No	94.5	96.7	96.9	98.0	96.4	
Yes	5.5	3.3	3.1	2.0	3.6	
N of Valid	1057	1007	1055	818	3937	
N of Miss	0	0	0	0	0	

Table 27: Think of where you live most of the time. Which of the following people live there with you? Other Children

Response	6	8	10	12	Total	
No	94.6	95.4	96.0	94.5	95.2	
Yes	5.4	4.6	4.0	5.5	4.8	
N of Valid	1057	1007	1055	818	3937	
N of Miss	0	0	0	0	0	

Table 28: In my school, students have lots of chances to help decide things like class activities and rules.

Response	6	8	10	12	Total	
NO!	13.7	10.9	14.4	15.1	13.5	
no	37.9	33.3	31.0	34.5	34.2	
yes	39.4	46.7	45.1	36.4	42.2	
YES!	9.0	9.1	9.5	14.0	10.2	
N of Valid	1045	990	1044	815	3894	
N of Miss	12	17	11	3	43	

Table 29: Teachers ask me to work on special classroom projects.

Response	6	8	10	12	Total	
NO!	9.1	7.1	8.4	9.6	8.5	
no	31.2	36.0	42.9	40.0	37.4	
yes	48.7	47.3	41.7	41.2	44.9	
YES!	11.0	9.6	7.0	9.2	9.2	
N of Valid	1037	988	1047	815	3887	
N of Miss	20	19	8	3	50	

Table 30: My teacher(s) notices when I am doing a good job and lets me know about it.


Response	6	8	10	12	Total	
NO!	3.2	4.9	7.0	6.9	5.4	
no	11.7	21.1	25.7	20.4	19.7	
yes	49.7	50.0	50.6	55.4	51.2	
YES!	35.3	24.0	16.8	17.3	23.7	
N of Valid	1047	986	1044	813	3890	
N of Miss	10	21	11	5	47	

Table 31: There are lots of chances for students in my school to get involved in sports, clubs, and other school activities outside of class.


Response	6	8	10	12	Total	
NO!	10.4	1.8	2.0	1.6	4.1	
no	19.3	6.4	5.1	4.3	9.1	
yes	38.9	38.1	36.4	34.5	37.1	
YES!	31.4	53.7	56.4	59.6	49.7	
N of Valid	1051	990	1049	815	3905	
N of Miss	6	17	6	3	32	

Table 32: There are lots of chances for students in my school to talk with a teacher one-on-one.


Response	6	8	10	12	Total	
NO!	3.4	4.4	4.4	2.3	3.7	
no	12.6	17.1	22.7	12.2	16.4	
yes	46.8	49.1	50.1	54.1	49.8	
YES!	37.2	29.5	22.8	31.4	30.2	
N of Valid	1039	988	1045	814	3886	
N of Miss	18	19	10	4	51	

Table 33: I feel safe at my school.

Response	6	8	10	12	Total	
NO!	2.6	4.6	6.2	5.4	4.7	
no	5.0	11.5	15.9	7.9	10.2	
yes	34.9	52.1	58.4	59.5	50.7	
YES!	57.5	31.8	19.4	27.2	34.4	
N of Valid	1045	986	1041	810	3882	
N of Miss	12	21	14	8	55	

Table 34: The school lets my parents know when I have done something well.

Response	6	8	10	12	Total	
NO!	9.0	14.8	22.5	22.2	16.8	
no	29.8	36.5	46.1	46.8	39.4	
yes	41.3	34.9	25.2	24.8	31.9	
YES!	20.0	13.9	6.2	6.3	11.9	
N of Valid	1047	981	1044	812	3884	
N of Miss	10	26	11	6	53	

Table 35: My teachers praise me when I work hard in school.

Response	6	8	10	12	Total	
NO!	9.1	11.1	13.9	11.7	11.4	
no	26.9	32.3	41.8	36.4	34.3	
yes	45.2	45.4	37.5	42.9	42.7	
YES!	18.8	11.2	6.8	9.0	11.6	
N of Valid	1036	979	1038	813	3866	
N of Miss	21	28	17	5	71	

Table 36: Are your school grades better than the grades of most students in your class?

Response	6	8	10	12	Total	
NO!	8.2	7.5	7.1	4.3	6.9	
no	33.8	24.5	29.2	26.8	28.7	
yes	42.8	47.5	47.1	49.8	46.6	
YES!	15.2	20.5	16.6	19.1	17.7	
N of Valid	1031	972	1034	812	3849	
N of Miss	26	35	21	6	88	

Table 37: I have lots of chances to be part of class discussions or activities.

Response	6	8	10	12	Total	
NO!	3.2	2.7	3.7	2.8	3.1	
no	13.5	15.7	15.4	10.1	13.8	
yes	49.4	55.7	60.1	63.7	56.9	
YES!	33.9	25.8	20.8	23.4	26.1	
N of Valid	1046	983	1044	813	3886	
N of Miss	11	24	11	5	51	

Table 38: Now thinking back over the past year in school, how often did you: enjoy being in school?

Response	6	8	10	12	Total	
Never	4.2	6.6	9.1	9.3	7.2	
Seldom	4.0	7.9	11.3	11.3	8.5	
Sometimes	32.3	38.0	37.4	35.9	35.9	
Often	30.3	30.1	28.3	33.0	30.3	
Almost always	29.1	17.3	13.9	10.5	18.1	
N of Valid	1040	999	1047	813	3899	
N of Miss	17	8	8	5	38	

Table 39: Now thinking back over the past year in school, how often did you: hate being in school?


Response	6	8	10	12	Total	
Never	28.7	10.4	6.6	4.9	13.1	
Seldom	27.8	27.5	28.3	28.1	27.9	
Sometimes	29.6	39.6	39.4	38.7	36.7	
Often	7.1	14.6	15.2	16.6	13.2	
Almost always	6.8	7.9	10.5	11.7	9.1	
N of Valid	1031	996	1042	809	3878	
N of Miss	26	11	13	9	59	

Table 40: Now thinking back over the past year in school, how often did you: try to do your best work in school?


Response	6	8	10	12	Total	
Never	0.4	0.6	1.2	0.6	0.7	
Seldom	1.2	1.6	3.5	4.2	2.5	
Sometimes	5.1	10.8	17.1	16.6	12.2	
Often	19.8	31.1	35.8	36.6	30.5	
Almost always	73.6	55.9	42.5	41.9	54.0	
N of Valid	1025	986	1043	811	3865	
N of Miss	32	21	12	7	72	

Table 41: How often do you feel that the school work you are assigned is meaningful and important?

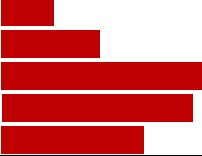
Response	6	8	10	12	Total	
Never	2.4	6.5	8.1	7.3	6.0	
Seldom	3.9	9.3	20.1	22.8	13.6	
Sometimes	21.7	30.6	34.5	36.7	30.5	
Often	30.7	33.6	26.6	24.0	28.9	
Almost always	41.3	20.0	10.6	9.3	20.9	
N of Valid	1033	995	1044	810	3882	
N of Miss	24	12	11	8	55	

Table 42: Putting them all together, what were your grades like last year?

Response	6	8	10	12	Total
Mostly F's	1.3	1.4	1.7	1.0	1.4
Mostly D's	2.7	2.9	6.2	3.0	3.8
Mostly C's	16.1	18.5	18.6	20.2	18.3
Mostly B's	39.6	36.0	35.1	39.9	37.6
Mostly A's	40.2	41.2	38.4	35.9	39.1
N of Valid	994	953	1014	807	3768
N of Miss	63	54	41	11	169

Table 43: How important do you think the things you are learning in school are going to be for your later life?

Response	6	8	10	12	Total
Very important	62.2	41.1	24.8	15.7	37.1
Quite important	25.3	25.2	24.8	23.7	24.8
Fairly important	9.7	22.2	29.6	33.1	23.1
Slightly important	2.1	9.2	16.0	21.6	11.7
Not at all important	0.7	2.3	4.7	5.8	3.2
N of Valid	1046	997	1047	813	3903
N of Miss	11	10	8	5	34

Table 44: How interesting are most of your courses to you?

Response	6	8	10	12	Total
Very interesting and stimulating	22.7	15.3	11.5	9.3	15.0
Quite interesting	42.2	32.5	31.0	30.3	34.2
Fairly interesting	25.3	36.1	37.4	41.8	34.7
Slightly dull	7.4	11.4	14.1	13.6	11.5
Very dull	2.4	4.8	6.1	5.0	4.5
N of Valid	1050	995	1046	808	3899
N of Miss	7	12	9	10	38

Table 45: During the LAST FOUR WEEKS how many whole days of school have you missed because you skipped or 'cut'?








Response	6	8	10	12	Total	
None	80.9	80.3	80.0	77.1	79.7	
1	9.2	8.8	7.9	9.6	8.8	
2	3.9	4.0	4.2	5.7	4.4	
3	3.6	2.8	3.3	3.0	3.2	
04/05/13	1.9	2.6	2.7	3.1	2.5	
06/10/13	0.3	0.7	1.0	1.1	0.7	
11 or more	0.2	0.7	0.9	0.5	0.6	
N of Valid	1049	997	1047	813	3906	
N of Miss	8	10	8	5	31	

Table 46: What are the chances you would be seen as cool if you: smoked cigarettes?






Response	6	8	10	12	Total	
No or very little chance	90.7	80.9	65.3	59.0	74.7	
Little chance	5.6	9.4	17.6	21.0	13.0	
Some chance	2.1	6.0	9.3	12.5	7.2	
Pretty good chance	0.7	2.8	5.3	4.3	3.2	
Very good chance	0.9	0.9	2.6	3.2	1.8	
N of Valid	1025	987	1042	810	3864	
N of Miss	32	20	13	8	73	

Table 47: What are the chances you would be seen as cool if you: worked hard at school?






Response	6	8	10	12	Total	
No or very little chance	4.3	8.1	13.2	9.0	8.7	
Little chance	5.0	12.6	15.0	16.7	12.1	
Some chance	15.6	21.0	26.4	31.6	23.2	
Pretty good chance	27.5	30.0	27.7	26.1	27.9	
Very good chance	47.5	28.3	17.7	16.6	28.1	
N of Valid	1036	993	1045	808	3882	
N of Miss	21	14	10	10	55	

Table 48: What are the chances you would be seen as cool if you: began drinking alcoholic beverages regularly, that is, at least once or twice a month?






Response	6	8	10	12	Total	
No or very little chance	89.0	74.0	44.0	37.2	62.2	
Little chance	6.0	12.1	17.3	13.0	12.1	
Some chance	2.5	7.6	16.5	19.7	11.2	
Pretty good chance	1.7	4.6	14.0	18.5	9.3	
Very good chance	0.8	1.7	8.1	11.6	5.3	
N of Valid	1026	989	1040	809	3864	
N of Miss	31	18	15	9	73	

Table 49: What are the chances you would be seen as cool if you: defended someone who was being verbally abused at school?






Response	6	8	10	12	Total	
No or very little chance	12.0	14.3	13.8	9.8	12.6	
Little chance	7.9	11.5	15.0	13.5	11.9	
Some chance	14.8	21.5	26.0	25.9	21.9	
Pretty good chance	24.0	26.1	25.7	29.4	26.1	
Very good chance	41.3	26.6	19.5	21.3	27.5	
N of Valid	1026	992	1037	806	3861	
N of Miss	31	15	18	12	76	

Table 50: What are the chances you would be seen as cool if you: smoked marijuana?






Response	6	8	10	12	Total	
No or very little chance	93.0	76.3	48.2	39.6	65.5	
Little chance	3.9	8.7	13.2	12.5	9.4	
Some chance	1.0	5.3	13.1	18.0	8.9	
Pretty good chance	1.3	5.1	12.2	14.7	8.0	
Very good chance	0.9	4.5	13.2	15.2	8.1	
N of Valid	1027	991	1042	809	3869	
N of Miss	30	16	13	9	68	

Table 51: What are the chances you would be seen as cool if you: carried a handgun?






Response	6	8	10	12	Total	
No or very little chance	85.6	79.9	73.0	74.5	78.4	
Little chance	7.5	9.4	10.8	11.0	9.6	
Some chance	3.6	4.7	6.2	6.6	5.2	
Pretty good chance	1.1	2.5	4.3	3.5	2.8	
Very good chance	2.2	3.4	5.7	4.5	3.9	
N of Valid	1028	992	1043	808	3871	
N of Miss	29	15	12	10	66	

Table 52: Think of your four best friends (the friends you feel closest to). In the past year (12 months), how many of your best friends have: participated in clubs, organizations or activities at school?






Response	6	8	10	12	Total	
0	13.0	11.3	9.5	6.8	10.4	
1	13.9	9.5	11.2	11.3	11.5	
2	18.5	15.5	15.2	15.8	16.3	
3	17.6	18.2	14.7	14.8	16.4	
4	37.0	45.5	49.3	51.2	45.4	
N of Valid	1032	991	1038	803	3864	
N of Miss	25	16	17	15	73	

Table 53: Think of your four best friends (the friends you feel closest to). In the past year (12 months), how many of your best friends have: smoked cigarettes?






Response	6	8	10	12	Total	
0	93.0	79.0	60.5	53.7	72.6	
1	4.1	10.7	17.4	18.6	12.4	
2	1.0	5.6	10.4	11.9	7.0	
3	1.1	2.5	4.0	6.5	3.3	
4	0.9	2.1	7.7	9.4	4.8	
N of Valid	1040	992	1036	801	3869	
N of Miss	17	15	19	17	68	

Table 54: Think of your four best friends (the friends you feel closest to). In the past year (12 months), how many of your best friends have: tried beer, wine or hard liquor (for example, vodka, whiskey, or gin) when their parents didn't know about it?






Response	6	8	10	12	Total	
0	88.8	66.3	34.1	27.4	55.6	
1	6.1	13.1	19.0	15.0	13.2	
2	2.8	7.6	14.6	12.6	9.2	
3	1.2	5.3	8.8	10.2	6.2	
4	1.2	7.7	23.6	34.8	15.8	
N of Valid	1036	991	1036	804	3867	
N of Miss	21	16	19	14	70	

Table 55: Think of your four best friends (the friends you feel closest to). In the past year (12 months), how many of your best friends have: made a commitment to stay drug-free?






Response	6	8	10	12	Total	
0	14.2	24.6	32.0	38.6	26.7	
1	5.9	9.9	15.1	17.6	11.8	
2	5.5	9.3	10.5	10.6	8.9	
3	7.7	10.7	12.5	10.2	10.3	
4	66.7	45.5	29.9	22.9	42.3	
N of Valid	1032	982	1032	800	3846	
N of Miss	25	25	23	18	91	

Table 56: Think of your four best friends (the friends you feel closest to). In the past year (12 months), how many of your best friends have: used marijuana?






Response	6	8	10	12	Total	
0	96.1	78.7	48.8	39.7	67.3	
1	2.3	8.7	15.2	16.1	10.3	
2	0.5	5.1	11.2	12.2	7.0	
3	0.1	2.8	7.8	10.9	5.1	
4	1.0	4.8	16.9	21.1	10.4	
N of Valid	1035	989	1032	801	3857	
N of Miss	22	18	23	17	80	

Table 57: Think of your four best friends (the friends you feel closest to). In the past year (12 months), how many of your best friends have: used prescription drugs or non-prescription drugs for the purposes of getting high?






Response	6	8	10	12	Total	
0	95.8	89.1	71.5	67.5	81.7	
1	3.0	5.7	11.7	13.4	8.2	
2	0.6	1.9	7.4	6.7	4.0	
3	0.2	2.0	3.2	4.3	2.3	
4	0.4	1.2	6.3	8.1	3.8	
N of Valid	1033	992	1037	805	3867	
N of Miss	24	15	18	13	70	

Table 58: Think of your four best friends (the friends you feel closest to). In the past year (12 months), how many of your best friends have: used synthetic marijuana (K2, spice) or bath salts?






Response	6	8	10	12	Total	
0	98.1	92.0	75.0	74.4	85.4	
1	1.1	3.3	9.7	10.2	5.8	
2	0.5	2.3	6.1	5.2	3.4	
3	0.0	0.8	3.2	4.4	2.0	
4	0.4	1.5	6.1	5.8	3.3	
N of Valid	1035	991	1035	804	3865	
N of Miss	22	16	20	14	72	

Table 59: Think of your four best friends (the friends you feel closest to). In the past year (12 months), how many of your best friends have: used LSD, cocaine, amphetamines, or other illegal drugs?






Response	6	8	10	12	Total	
0	97.4	91.1	82.3	81.8	88.5	
1	1.6	5.6	9.6	8.7	6.3	
2	0.8	1.8	3.3	3.6	2.3	
3	0.2	0.6	1.7	2.7	1.2	
4	0.1	0.8	3.1	3.1	1.7	
N of Valid	1026	983	1037	803	3849	
N of Miss	31	24	18	15	88	

Table 60: Think of your four best friends (the friends you feel closest to). In the past year (12 months), how many of your best friends have: tried to do well in school?






Response	6	8	10	12	Total	
0	2.2	3.8	5.1	3.4	3.6	
1	3.1	5.3	4.5	5.4	4.5	
2	5.9	10.7	11.7	11.2	9.8	
3	12.0	17.4	20.7	20.5	17.5	
4	76.8	62.8	58.0	59.5	64.6	
N of Valid	1040	988	1037	803	3868	
N of Miss	17	19	18	15	69	

Table 61: Think of your four best friends (the friends you feel closest to). In the past year (12 months), how many of your best friends have: been suspended from school?






Response	6	8	10	12	Total	
0	66.3	57.0	58.6	71.5	62.9	
1	19.6	20.7	19.4	15.4	19.0	
2	7.8	9.6	11.2	6.8	9.0	
3	2.7	5.8	4.0	2.9	3.9	
4	3.6	6.9	6.8	3.4	5.3	
N of Valid	1036	989	1037	803	3865	
N of Miss	21	18	18	15	72	

Table 62: Think of your four best friends (the friends you feel closest to). In the past year (12 months), how many of your best friends have: liked school?






Response	6	8	10	12	Total	
0	11.9	20.2	24.8	25.4	20.3	
1	8.8	10.7	14.0	12.4	11.4	
2	15.8	25.5	22.7	24.0	21.8	
3	23.7	22.2	19.9	17.9	21.1	
4	39.8	21.4	18.6	20.3	25.4	
N of Valid	1037	991	1028	804	3860	
N of Miss	20	16	27	14	77	

Table 63: Think of your four best friends (the friends you feel closest to). In the past year (12 months), how many of your best friends have: carried a handgun?






Response	6	8	10	12	Total	
0	95.8	93.5	92.4	92.9	93.7	
1	2.7	3.3	3.3	3.4	3.2	
2	0.4	1.5	1.9	1.6	1.3	
3	0.4	0.9	0.8	0.5	0.6	
4	0.8	0.7	1.6	1.6	1.2	
N of Valid	1036	992	1036	803	3867	
N of Miss	21	15	19	15	70	

Table 64: Think of your four best friends (the friends you feel closest to). In the past year (12 months), how many of your best friends have: sold illegal drugs?






Response	6	8	10	12	Total	
0	98.4	91.0	76.3	76.4	86.0	
1	1.0	5.5	11.4	11.2	7.0	
2	0.2	2.1	5.8	6.5	3.5	
3	0.2	0.5	2.5	1.6	1.2	
4	0.3	0.9	4.1	4.4	2.3	
N of Valid	1031	990	1036	804	3861	
N of Miss	26	17	19	14	76	

Table 65: Think of your four best friends (the friends you feel closest to). In the past year (12 months), how many of your best friends have: regularly attended religious services?






Response	6	8	10	12	Total	
0	18.7	22.7	21.6	19.1	20.6	
1	11.5	15.1	15.0	19.4	15.0	
2	15.4	18.1	23.1	23.1	19.8	
3	16.9	18.7	17.3	17.1	17.5	
4	37.5	25.4	23.0	21.3	27.1	
N of Valid	1013	973	1032	801	3819	
N of Miss	44	34	23	17	118	

Table 66: Think of your four best friends (the friends you feel closest to). In the past year (12 months), how many of your best friends have: stolen or tried to steal a motor vehicle such as a car or motorcycle?






Response	6	8	10	12	Total	
0	96.9	91.9	90.4	94.7	93.4	
1	1.8	4.8	5.6	3.5	4.0	
2	0.7	1.2	1.8	0.7	1.1	
3	0.5	1.2	0.8	0.2	0.7	
4	0.1	0.8	1.4	0.9	0.8	
N of Valid	1038	991	1040	804	3873	
N of Miss	19	16	15	14	64	

Table 67: Think of your four best friends (the friends you feel closest to). In the past year (12 months), how many of your best friends have: been arrested?






Response	6	8	10	12	Total	
0	91.3	80.7	70.8	72.6	79.2	
1	6.7	10.2	14.1	13.9	11.1	
2	1.5	4.6	7.5	7.7	5.2	
3	0.0	1.8	3.6	2.1	1.9	
4	0.4	2.6	4.0	3.6	2.6	
N of Valid	1038	990	1039	804	3871	
N of Miss	19	17	16	14	66	

Table 68: Think of your four best friends (the friends you feel closest to). In the past year (12 months), how many of your best friends have: dropped out of school?






Response	6	8	10	12	Total	
0	94.5	93.4	89.0	83.1	90.4	
1	3.6	4.2	6.5	10.7	6.0	
2	1.3	1.4	2.2	3.1	1.9	
3	0.2	0.6	1.2	1.7	0.9	
4	0.5	0.3	1.2	1.4	0.8	
N of Valid	1037	992	1036	803	3868	
N of Miss	20	15	19	15	69	

Table 69: Think of your four best friends (the friends you feel closest to). In the past year (12 months), how many of your best friends have: been members of a gang?






Response	6	8	10	12	Total	
0	90.9	85.5	81.3	86.8	86.1	
1	5.1	7.1	7.4	6.6	6.5	
2	1.5	2.4	3.5	1.7	2.3	
3	1.1	1.4	2.4	1.2	1.6	
4	1.4	3.6	5.4	3.6	3.5	
N of Valid	1034	992	1034	803	3863	
N of Miss	23	15	21	15	74	

Table 70: How old were you when you first: smoked marijuana?










Response	6	8	10	12	Total	
Never	98.9	90.7	71.1	56.1	80.5	
10 or younger	0.8	1.3	2.6	1.9	1.6	
11	0.3	1.0	2.5	0.6	1.1	
12	0.0	2.5	3.3	2.8	2.1	
13	0.0	3.7	6.6	5.6	3.9	
14	0.0	0.5	7.7	6.6	3.6	
15	0.0	0.0	5.3	7.0	2.9	
16	0.0	0.1	1.0	12.3	2.8	
17 or older	0.0	0.1	0.0	7.0	1.5	
N of Valid	1042	989	1042	797	3870	
N of Miss	15	18	13	21	67	

Table 71: How old were you when you first: smoked a cigarette, even just a puff?










Response	6	8	10	12	Total	
Never	92.5	79.7	66.2	56.7	74.8	
10 or younger	5.0	7.1	9.1	7.6	7.2	
11	1.9	4.0	3.1	1.5	2.7	
12	0.4	4.3	5.5	3.4	3.4	
13	0.1	3.8	5.2	5.2	3.5	
14	0.0	0.9	6.3	5.3	3.0	
15	0.0	0.1	3.7	6.5	2.4	
16	0.0	0.0	0.7	8.2	1.9	
17 or older	0.1	0.0	0.2	5.6	1.2	
N of Valid	1045	996	1041	804	3886	
N of Miss	12	11	14	14	51	

Table 72: How old were you when you first: had more than a sip or two of beer, wine or hard liquor (for example, vodka, whiskey, or gin)?










Response	6	8	10	12	Total	
Never	85.0	65.7	41.7	31.5	57.4	
10 or younger	10.3	11.8	10.6	6.9	10.0	
11	4.0	5.5	3.9	3.0	4.1	
12	0.7	6.1	6.8	3.6	4.3	
13	0.0	9.4	9.5	8.7	6.7	
14	0.0	1.6	14.4	8.0	5.9	
15	0.0	0.0	11.3	12.7	5.7	
16	0.0	0.0	1.9	18.2	4.3	
17 or older	0.0	0.0	0.1	7.4	1.5	
N of Valid	1045	987	1037	802	3871	
N of Miss	12	20	18	16	66	

Table 73: How old were you when you first: began drinking alcoholic beverages regularly, that is, at least once or twice a month?


Response	6	8	10	12	Total	
Never	99.1	93.8	77.4	63.8	84.6	
10 or younger	0.4	0.5	1.0	1.2	0.7	
11	0.4	0.5	0.8	0.2	0.5	
12	0.0	1.5	1.7	1.2	1.1	
13	0.0	2.6	3.8	2.1	2.1	
14	0.0	0.9	4.5	2.5	2.0	
15	0.1	0.1	8.2	6.6	3.6	
16	0.0	0.0	2.3	13.1	3.3	
17 or older	0.0	0.0	0.4	9.1	2.0	
N of Valid	1044	989	1039	801	3873	
N of Miss	13	18	16	17	64	

Table 74: How old were you when you first: used Daztrex?


Response	6	8	10	12	Total	
Never	100.0	100.0	100.0	100.0	100.0	
10 or younger	0.0	0.0	0.0	0.0	0.0	
11	0.0	0.0	0.0	0.0	0.0	
12	0.0	0.0	0.0	0.0	0.0	
13	0.0	0.0	0.0	0.0	0.0	
14	0.0	0.0	0.0	0.0	0.0	
15	0.0	0.0	0.0	0.0	0.0	
16	0.0	0.0	0.0	0.0	0.0	
17 or older	0.0	0.0	0.0	0.0	0.0	
N of Valid	1032	984	1038	799	3853	
N of Miss	25	23	17	19	84	

Table 75: How old were you when you first: got suspended from school?










Response	6	8	10	12	Total	
Never	89.2	81.0	75.5	77.2	80.9	
10 or younger	6.4	7.3	4.7	4.1	5.7	
11	3.3	3.3	1.7	1.6	2.5	
12	0.9	3.1	4.0	2.5	2.6	
13	0.2	4.5	4.5	2.9	3.0	
14	0.0	0.6	6.0	4.1	2.6	
15	0.0	0.1	2.7	4.7	1.7	
16	0.0	0.0	0.7	2.0	0.6	
17 or older	0.1	0.1	0.2	0.9	0.3	
N of Valid	1042	988	1040	801	3871	
N of Miss	15	19	15	17	66	

Table 76: How old were you when you first: got arrested?










Response	6	8	10	12	Total	
Never	98.3	93.6	87.4	85.6	91.6	
10 or younger	1.0	0.4	0.7	1.7	0.9	
11	0.7	0.9	0.8	0.4	0.7	
12	0.1	1.8	1.2	0.9	1.0	
13	0.0	3.0	3.0	1.9	2.0	
14	0.0	0.2	3.9	1.6	1.4	
15	0.0	0.0	2.2	2.7	1.2	
16	0.0	0.0	0.8	4.1	1.1	
17 or older	0.0	0.0	0.1	1.0	0.2	
N of Valid	1044	990	1038	801	3873	
N of Miss	13	17	17	17	64	

Table 77: How old were you when you first: carried a handgun?










Response	6	8	10	12	Total	
Never	96.3	94.5	94.2	94.0	94.8	
10 or younger	1.8	2.3	1.4	1.4	1.8	
11	1.4	0.6	0.5	0.5	0.8	
12	0.2	0.8	0.7	0.6	0.6	
13	0.2	1.3	0.9	0.6	0.7	
14	0.0	0.4	0.9	0.5	0.4	
15	0.0	0.0	1.1	1.2	0.5	
16	0.0	0.0	0.1	0.9	0.2	
17 or older	0.1	0.0	0.3	0.2	0.2	
N of Valid	1043	989	1037	802	3871	
N of Miss	14	18	18	16	66	

Table 78: How old were you when you first: attacked someone with the idea of seriously hurting them?










Response	6	8	10	12	Total	
Never	90.8	85.7	80.3	81.5	84.7	
10 or younger	4.5	4.2	3.9	4.9	4.4	
11	3.9	3.1	1.3	0.7	2.4	
12	0.7	3.2	2.4	1.2	1.9	
13	0.0	3.2	3.9	1.6	2.2	
14	0.1	0.3	3.9	2.0	1.6	
15	0.0	0.2	3.3	2.9	1.5	
16	0.0	0.0	0.8	3.4	0.9	
17 or older	0.0	0.0	0.2	1.7	0.4	
N of Valid	1039	990	1038	802	3869	
N of Miss	18	17	17	16	68	

Table 79: How old were you when you first: belonged to a gang?










Response	6	8	10	12	Total	
Never	96.9	96.4	92.8	94.9	95.2	
10 or younger	1.8	0.6	1.4	0.9	1.2	
11	0.9	0.6	0.3	0.7	0.6	
12	0.3	1.0	0.9	0.6	0.7	
13	0.1	1.0	1.7	0.7	0.9	
14	0.0	0.4	1.4	0.7	0.6	
15	0.0	0.0	1.1	0.6	0.4	
16	0.0	0.0	0.4	0.5	0.2	
17 or older	0.0	0.0	0.2	0.2	0.1	
N of Valid	1040	992	1037	802	3871	
N of Miss	17	15	18	16	66	

Table 80: How wrong do you think it is for someone your age to: take a handgun to school?





Response	6	8	10	12	Total	
Very wrong	93.2	84.5	83.8	89.7	87.7	
Wrong	5.1	12.2	10.8	6.9	8.8	
A little bit wrong	1.2	2.5	3.4	1.7	2.2	
Not wrong at all	0.4	0.8	2.1	1.6	1.2	
N of Valid	1050	993	1041	806	3890	
N of Miss	7	14	14	12	47	

Table 81: How wrong do you think it is for someone your age to: steal anything worth more than \$5?





Response	6	8	10	12	Total	
Very wrong	71.4	53.4	49.8	63.8	59.4	
Wrong	22.7	33.0	34.1	26.3	29.1	
A little bit wrong	5.1	10.8	12.9	8.1	9.3	
Not wrong at all	0.8	2.7	3.2	1.9	2.1	
N of Valid	1047	987	1037	803	3874	
N of Miss	10	20	18	15	63	

Table 82: How wrong do you think it is for someone your age to: pick a fight with someone?





Response	6	8	10	12	Total	
Very wrong	62.5	38.7	33.5	44.3	44.9	
Wrong	25.2	35.1	34.3	33.9	32.0	
A little bit wrong	9.2	20.9	25.2	17.4	18.2	
Not wrong at all	3.2	5.4	7.0	4.4	5.0	
N of Valid	1045	983	1040	803	3871	
N of Miss	12	24	15	15	66	

Table 83: How wrong do you think it is for someone your age to: attack someone with the idea of seriously hurting them?





Response	6	8	10	12	Total	
Very wrong	86.9	69.4	60.7	66.7	71.2	
Wrong	9.5	19.8	24.7	20.6	18.5	
A little bit wrong	2.5	7.8	10.9	10.3	7.7	
Not wrong at all	1.1	3.0	3.8	2.4	2.6	
N of Valid	1046	990	1037	804	3877	
N of Miss	11	17	18	14	60	

Table 84: How wrong do you think it is for someone your age to: stay away from school all day when their parents think they are at school?





Response	6	8	10	12	Total	
Very wrong	87.0	67.6	51.5	47.5	64.4	
Wrong	9.5	22.6	29.5	30.4	22.5	
A little bit wrong	2.7	6.8	14.3	18.0	10.0	
Not wrong at all	0.8	3.0	4.7	4.1	3.1	
N of Valid	1049	990	1039	805	3883	
N of Miss	8	17	16	13	54	

Table 85: How wrong do you think it is for someone your age to: drink beer, wine or hard liquor (for example, vodka, whiskey, or gin) regularly?





Response	6	8	10	12	Total	
Very wrong	91.8	72.3	45.7	38.4	63.4	
Wrong	5.8	14.8	23.3	21.5	16.0	
A little bit wrong	1.6	9.1	19.5	25.9	13.3	
Not wrong at all	0.8	3.8	11.5	14.2	7.2	
N of Valid	1049	992	1039	804	3884	
N of Miss	8	15	16	14	53	

Table 86: How wrong do you think it is for someone your age to: smoke cigarettes?





Response	6	8	10	12	Total	
Very wrong	90.2	76.4	58.7	51.6	70.2	
Wrong	7.6	14.8	20.0	19.9	15.3	
A little bit wrong	1.2	6.0	13.0	16.5	8.8	
Not wrong at all	1.0	2.8	8.3	12.0	5.7	
N of Valid	1050	990	1038	806	3884	
N of Miss	7	17	17	12	53	

Table 87: How wrong do you think it is for someone your age to: smoke marijuana?





Response	6	8	10	12	Total	
Very wrong	96.5	78.8	56.0	46.6	70.8	
Wrong	2.2	9.9	15.2	17.8	10.9	
A little bit wrong	0.6	7.1	12.4	15.9	8.6	
Not wrong at all	0.8	4.2	16.4	19.8	9.8	
N of Valid	1045	987	1041	805	3878	
N of Miss	12	20	14	13	59	

Table 88: How wrong do you think it is for someone your age to: use prescription drugs or non-prescription drugs for the purpose of getting high?





Response	6	8	10	12	Total	
Very wrong	96.7	85.7	72.4	68.7	81.6	
Wrong	2.1	9.7	15.9	18.1	11.0	
A little bit wrong	0.9	3.1	7.2	8.3	4.7	
Not wrong at all	0.4	1.5	4.5	4.8	2.7	
N of Valid	1048	991	1041	805	3885	
N of Miss	9	16	14	13	52	

Table 89: How wrong do you think it is for someone your age to: use synthetic marijuana (K2, spice) or bath salts?





Response	6	8	10	12	Total	
Very wrong	96.2	87.1	76.3	77.5	84.7	
Wrong	3.2	8.9	12.7	13.3	9.3	
A little bit wrong	0.3	2.7	6.5	5.1	3.6	
Not wrong at all	0.3	1.3	4.5	4.1	2.5	
N of Valid	1049	991	1042	806	3888	
N of Miss	8	16	13	12	49	

Table 90: How wrong do you think it is for someone your age to: use LSD, cocaine, amphetamines or another illegal drug?





Response	6	8	10	12	Total	
Very wrong	98.3	90.4	83.6	83.1	89.2	
Wrong	1.1	7.4	9.6	10.9	7.0	
A little bit wrong	0.1	1.4	3.9	3.1	2.1	
Not wrong at all	0.5	0.8	2.9	2.9	1.7	
N of Valid	1048	990	1042	806	3886	
N of Miss	9	17	13	12	51	

Table 91: At school during the past 12 months, did you receive help from the resource teacher, speech therapist or other special education teacher?



Response	6	8	10	12	Total	
No	70.1	85.0	90.5	88.7	83.2	
Yes	29.9	15.0	9.5	11.3	16.8	
N of Valid	1001	917	973	768	3659	
N of Miss	56	90	82	50	278	

Table 92: How many times in the past year (12 months) have you: been suspended from school?








Response	6	8	10	12	Total	
Never	90.7	86.4	85.9	92.4	88.7	
1 to 2 times	7.3	10.8	9.8	6.7	8.7	
3 to 5 times	1.1	2.1	2.7	0.6	1.7	
6 to 9 times	0.4	0.5	0.9	0.1	0.5	
10 to 19 times	0.3	0.0	0.3	0.0	0.2	
20 to 29 times	0.1	0.1	0.2	0.0	0.1	
30 to 39 times	0.0	0.0	0.0	0.0	0.0	
40+ times	0.1	0.1	0.3	0.1	0.2	
N of Valid	1048	984	1041	806	3879	
N of Miss	9	23	14	12	58	

Table 93: How many times in the past year (12 months) have you: carried a handgun?








Response	6	8	10	12	Total	
Never	96.4	95.0	94.7	95.5	95.4	
1 to 2 times	2.3	2.8	2.1	1.6	2.2	
3 to 5 times	0.3	0.8	1.0	0.9	0.7	
6 to 9 times	0.3	0.4	0.4	0.6	0.4	
10 to 19 times	0.2	0.5	0.5	0.4	0.4	
20 to 29 times	0.2	0.0	0.3	0.1	0.2	
30 to 39 times	0.0	0.1	0.0	0.0	0.0	
40+ times	0.4	0.4	1.1	0.9	0.7	
N of Valid	1049	980	1037	807	3873	
N of Miss	8	27	18	11	64	

Table 94: How many times in the past year (12 months) have you: sold illegal drugs?









Response	6	8	10	12	Total	
Never	99.8	98.0	92.2	91.1	95.5	
1 to 2 times	0.1	0.8	3.6	3.1	1.8	
3 to 5 times	0.0	0.5	0.8	1.7	0.7	
6 to 9 times	0.1	0.3	0.7	1.1	0.5	
10 to 19 times	0.0	0.1	1.0	0.5	0.4	
20 to 29 times	0.0	0.0	0.5	0.5	0.2	
30 to 39 times	0.0	0.1	0.0	0.4	0.1	
40+ times	0.0	0.1	1.3	1.6	0.7	
N of Valid	1045	974	1038	806	3863	
N of Miss	12	33	17	12	74	

Table 95: How many times in the past year (12 months) have you: stolen or tried to steal a motor vehicle such as a car or motorcycle?









Response	6	8	10	12	Total	
Never	99.2	97.9	97.6	98.4	98.3	
1 to 2 times	0.5	1.3	1.3	0.6	0.9	
3 to 5 times	0.2	0.4	0.6	0.2	0.4	
6 to 9 times	0.0	0.3	0.2	0.4	0.2	
10 to 19 times	0.0	0.1	0.0	0.1	0.1	
20 to 29 times	0.0	0.0	0.0	0.1	0.0	
30 to 39 times	0.0	0.0	0.0	0.1	0.0	
40+ times	0.1	0.0	0.4	0.0	0.1	
N of Valid	1047	982	1036	804	3869	
N of Miss	10	25	19	14	68	

Table 96: How many times in the past year (12 months) have you: participated in clubs, organizations or activities at school?









Response	6	8	10	12	Total	
Never	25.9	25.4	23.7	19.5	23.9	
1 to 2 times	27.3	23.0	14.8	14.9	20.3	
3 to 5 times	19.4	13.9	13.4	13.2	15.1	
6 to 9 times	9.3	9.1	9.3	8.6	9.1	
10 to 19 times	6.6	6.1	8.1	8.1	7.2	
20 to 29 times	2.4	3.7	5.3	6.6	4.4	
30 to 39 times	1.1	2.7	2.7	3.1	2.3	
40+ times	8.1	16.1	22.7	26.0	17.7	
N of Valid	1043	977	1036	804	3860	
N of Miss	14	30	19	14	77	

Table 97: How many times in the past year (12 months) have you: been arrested?








Response	6	8	10	12	Total	
Never	98.4	94.6	91.1	92.0	94.2	
1 to 2 times	1.1	3.8	6.4	6.8	4.3	
3 to 5 times	0.1	1.5	1.2	0.5	0.8	
6 to 9 times	0.1	0.1	0.6	0.5	0.3	
10 to 19 times	0.1	0.0	0.5	0.0	0.2	
20 to 29 times	0.1	0.0	0.1	0.0	0.1	
30 to 39 times	0.0	0.0	0.0	0.0	0.0	
40+ times	0.2	0.0	0.2	0.2	0.2	
N of Valid	1046	981	1037	800	3864	
N of Miss	11	26	18	18	73	

Table 98: How many times in the past year (12 months) have you: attacked someone with the idea of seriously hurting them?


Response	6	8	10	12	Total	
Never	91.8	87.4	85.1	88.1	88.1	
1 to 2 times	6.0	8.6	10.1	7.3	8.0	
3 to 5 times	1.1	2.1	2.5	2.1	2.0	
6 to 9 times	0.4	0.7	0.9	0.9	0.7	
10 to 19 times	0.3	0.3	0.5	0.5	0.4	
20 to 29 times	0.2	0.1	0.4	0.2	0.2	
30 to 39 times	0.0	0.1	0.1	0.1	0.1	
40+ times	0.2	0.7	0.5	0.7	0.5	
N of Valid	1045	981	1037	807	3870	
N of Miss	12	26	18	11	67	

Table 99: How many times in the past year (12 months) have you: been drunk or high at school?


Response	6	8	10	12	Total	
Never	98.4	95.0	83.5	78.8	89.5	
1 to 2 times	1.4	3.4	5.9	7.9	4.5	
3 to 5 times	0.1	0.6	2.5	3.2	1.5	
6 to 9 times	0.0	0.3	1.6	1.7	0.9	
10 to 19 times	0.0	0.2	2.0	2.2	1.1	
20 to 29 times	0.1	0.2	1.5	1.5	0.8	
30 to 39 times	0.0	0.0	0.8	0.5	0.3	
40+ times	0.0	0.3	2.1	4.1	1.5	
N of Valid	1046	981	1039	808	3874	
N of Miss	11	26	16	10	63	

Table 100: How many times in the past year (12 months) have you: taken a handgun to school?








Response	6	8	10	12	Total	
Never	99.6	99.5	99.1	99.1	99.4	
1 to 2 times	0.3	0.4	0.1	0.1	0.2	
3 to 5 times	0.0	0.1	0.1	0.1	0.1	
6 to 9 times	0.1	0.0	0.2	0.1	0.1	
10 to 19 times	0.0	0.0	0.2	0.1	0.1	
20 to 29 times	0.0	0.0	0.0	0.0	0.0	
30 to 39 times	0.0	0.0	0.0	0.1	0.0	
40+ times	0.0	0.0	0.3	0.2	0.1	
N of Valid	1044	984	1039	807	3874	
N of Miss	13	23	16	11	63	

Table 101: Are you currently on probation, or assigned a probation officer with Juvenile Court?



Response	6	8	10	12	Total	
No	98.2	96.0	93.2	96.1	95.9	
Yes	1.8	4.0	6.8	3.9	4.1	
N of Valid	977	871	961	763	3572	
N of Miss	80	136	94	55	365	

Table 102: Have you ever belonged to a gang?






Response	6	8	10	12	Total	
No	94.5	92.8	90.3	93.5	92.8	
No, but would like to	1.3	2.1	1.3	1.1	1.5	
Yes, in the past	3.1	3.5	4.3	3.7	3.7	
Yes, belong now	0.9	1.2	3.9	1.6	1.9	
Yes, but would like to get out	0.2	0.3	0.1	0.0	0.2	
N of Valid	1053	987	1045	806	3891	
N of Miss	4	20	10	12	46	

Table 103: If you have ever belonged to a gang, did that gang have a name?

Response	6	8	10	12	Total
No	5.4	6.2	8.6	9.8	7.4
Yes	3.7	5.6	8.5	5.5	5.9
I have never belonged to a gang	90.9	88.1	82.8	84.7	86.8
N of Valid	1044	978	1032	797	3851
N of Miss	13	29	23	21	86

Table 104: You are at a party at someone's house, and one of your friends offers you a drink containing alcohol. What would you say or do?

Response	6	8	10	12	Total
Drink it	3.2	14.9	35.7	42.6	23.1
Tell your friend, 'No thanks, I don't drink' and suggest that you and your friend go and do something else	46.7	39.7	29.2	22.1	35.1
Just say, 'No thanks' and walk away	30.9	29.6	25.5	29.0	28.7
Make up a good excuse, tell your friend you had something else to do, and leave	19.2	15.8	9.6	6.3	13.1
N of Valid	1039	975	1036	806	3856
N of Miss	18	32	19	12	81

Table 105: How often do you attend religious services or activities?

Response	6	8	10	12	Total
Never	14.1	13.2	15.9	15.9	14.7
Rarely	21.8	23.1	22.4	28.5	23.7
1-2 Times a Month	14.2	17.4	13.2	15.5	15.0
About Once a Week or More	49.9	46.4	48.6	40.0	46.6
N of Valid	1039	979	1040	804	3862
N of Miss	18	28	15	14	75

Table 106: I think sometimes it's okay to cheat at school.


Response	6	8	10	12	Total	
NO!	73.3	38.9	22.2	17.4	39.3	
no	20.2	40.3	39.5	38.8	34.3	
yes	5.6	17.8	33.3	37.0	22.7	
YES!	0.9	2.9	5.0	6.9	3.7	
N of Valid	1046	986	1043	801	3876	
N of Miss	11	21	12	17	61	

Table 107: It is important to think before you act.


Response	6	8	10	12	Total	
NO!	1.2	2.7	2.6	0.9	1.9	
no	2.5	3.7	3.8	2.4	3.1	
yes	19.4	37.8	42.3	33.9	33.2	
YES!	76.8	55.8	51.2	62.9	61.7	
N of Valid	1045	984	1040	803	3872	
N of Miss	12	23	15	15	65	

Table 108: Sometimes I think that life is not worth it.


Response	6	8	10	12	Total	
NO!	59.0	48.0	42.2	47.1	49.2	
no	21.1	21.7	25.5	27.8	23.8	
yes	14.2	21.6	23.6	20.3	19.9	
YES!	5.7	8.6	8.7	4.9	7.1	
N of Valid	1039	975	1038	799	3851	
N of Miss	18	32	17	19	86	

Table 109: At times I think I am no good at all.

Response	6	8	10	12	Total	
NO!	36.0	32.9	28.3	30.8	32.1	
no	25.9	23.9	28.6	30.0	27.0	
yes	28.8	29.9	31.6	32.8	30.7	
YES!	9.2	13.3	11.4	6.4	10.2	
N of Valid	1030	979	1034	801	3844	
N of Miss	27	28	21	17	93	

Table 110: All in all, I am inclined to think that I am a failure.

Response	6	8	10	12	Total	
NO!	54.9	49.5	42.2	50.3	49.2	
no	26.5	30.5	34.9	33.3	31.2	
yes	13.9	14.7	17.1	13.7	14.9	
YES!	4.6	5.3	5.8	2.7	4.7	
N of Valid	1036	976	1035	803	3850	
N of Miss	21	31	20	15	87	

Table 111: In the past year, have you felt depressed or sad MOST days, even if you felt okay sometimes?

Response	6	8	10	12	Total	
NO!	32.5	32.8	30.1	31.8	31.8	
no	24.6	21.2	24.7	28.6	24.6	
yes	29.1	30.2	29.2	27.3	29.0	
YES!	13.9	15.8	16.0	12.2	14.6	
N of Valid	1038	978	1039	801	3856	
N of Miss	19	29	16	17	81	

Table 112: It is all right to beat up people if they start the fight.





Response	6	8	10	12	Total	
NO!	58.4	34.3	25.8	30.8	37.8	
no	19.5	23.6	22.2	21.7	21.7	
yes	12.9	21.7	29.7	26.9	22.6	
YES!	9.2	20.4	22.3	20.7	18.0	
N of Valid	1038	980	1037	803	3858	
N of Miss	19	27	18	15	79	

Table 113: I think it is okay to take something without asking if you can get away with it.





Response	6	8	10	12	Total	
NO!	82.7	62.6	49.3	57.9	63.5	
no	14.1	30.3	41.1	35.3	29.9	
yes	2.7	5.3	7.3	5.1	5.1	
YES!	0.5	1.7	2.2	1.7	1.5	
N of Valid	1039	977	1036	802	3854	
N of Miss	18	30	19	16	83	

Table 114: Where do you get the most information about living a drug and alcohol free life? Parents/guardians





Response	6	8	10	12	Total	
All the time	48.8	48.6	41.7	37.5	44.5	
Most	26.4	23.9	27.4	26.2	26.0	
Some	14.5	15.8	17.5	20.5	16.9	
Very little	10.3	11.8	13.5	15.8	12.7	
N of Valid	1021	968	1031	800	3820	
N of Miss	36	39	24	18	117	

Table 115: Where do you get the most information about living a drug and alcohol free life? Friends





Response	6	8	10	12	Total	
All the time	17.1	16.0	12.4	9.6	14.0	
Most	15.1	18.3	17.9	16.5	17.0	
Some	25.6	31.5	32.0	30.7	29.9	
Very little	42.2	34.2	37.7	43.2	39.1	
N of Valid	1000	960	1009	792	3761	
N of Miss	57	47	46	26	176	

Table 116: Where do you get the most information about living a drug and alcohol free life? Family members





Response	6	8	10	12	Total	
All the time	44.1	37.3	28.6	24.1	34.0	
Most	24.2	26.7	26.1	25.6	25.6	
Some	18.1	19.2	25.8	28.1	22.6	
Very little	13.6	16.9	19.5	22.1	17.8	
N of Valid	1009	960	1013	796	3778	
N of Miss	48	47	42	22	159	

Table 117: Where do you get the most information about living a drug and alcohol free life? School





Response	6	8	10	12	Total	
All the time	56.5	47.7	29.9	27.1	40.9	
Most	23.0	27.9	27.1	29.0	26.6	
Some	10.2	15.0	26.5	26.6	19.3	
Very little	10.3	9.5	16.5	17.3	13.2	
N of Valid	1011	961	1018	797	3787	
N of Miss	46	46	37	21	150	

Table 118: Where do you get the most information about living a drug and alcohol free life? Internet





Response	6	8	10	12	Total	
All the time	13.6	12.9	10.2	9.1	11.5	
Most	11.2	13.5	11.3	11.2	11.8	
Some	19.3	25.7	25.5	22.7	23.3	
Very little	55.9	47.9	53.0	56.9	53.3	
N of Valid	988	950	1014	792	3744	
N of Miss	69	57	41	26	193	

Table 119: Where do you get the most information about living a drug and alcohol free life? TV





Response	6	8	10	12	Total	
All the time	16.4	16.1	9.3	10.4	13.1	
Most	13.9	16.7	13.9	11.9	14.2	
Some	26.2	31.2	33.1	30.1	30.1	
Very little	43.4	36.0	43.8	47.7	42.6	
N of Valid	997	946	1016	791	3750	
N of Miss	60	61	39	27	187	

Table 120: Where do you get the most information about living a drug and alcohol free life? Social media





Response	6	8	10	12	Total	
All the time	17.3	15.1	10.0	9.3	13.1	
Most	10.6	14.3	11.0	11.2	11.8	
Some	19.2	26.6	28.1	26.8	25.1	
Very little	52.9	44.0	50.9	52.7	50.1	
N of Valid	971	947	1010	787	3715	
N of Miss	86	60	45	31	222	

Table 121: How much do you think people risk harming themselves (physically or in other ways) if they: smoked one or more packs of cigarettes per day?


Response	6	8	10	12	Total	
No risk	9.7	10.2	7.0	2.5	7.6	
Slight risk	7.2	7.7	9.1	7.1	7.8	
Moderate risk	17.6	19.4	17.5	18.4	18.2	
Great risk	65.5	62.6	66.4	72.0	66.4	
N of Valid	1035	969	1033	804	3841	
N of Miss	22	38	22	14	96	

Table 122: How much do you think people risk harming themselves (physically or in other ways) if they: try marijuana once or twice?


Response	6	8	10	12	Total	
No risk	11.4	18.2	31.7	40.2	24.6	
Slight risk	20.4	25.9	28.3	26.1	25.1	
Moderate risk	25.8	20.9	18.2	16.9	20.6	
Great risk	42.4	35.1	21.8	16.8	29.7	
N of Valid	1033	964	1026	798	3821	
N of Miss	24	43	29	20	116	

Table 123: How much do you think people risk harming themselves (physically or in other ways) if they: smoke marijuana once or twice a week?


Response	6	8	10	12	Total	
No risk	10.7	15.4	23.0	27.1	18.7	
Slight risk	7.8	13.5	18.0	20.6	14.7	
Moderate risk	21.5	22.7	23.0	21.9	22.3	
Great risk	60.0	48.4	35.9	30.4	44.4	
N of Valid	1018	956	1024	800	3798	
N of Miss	39	51	31	18	139	

Table 124: How much do you think people risk harming themselves (physically or in other ways) if they: take one or two drinks of an alcoholic beverage (beer, wine, liquor) nearly every day?


Response	6	8	10	12	Total	
No risk	10.9	12.6	12.2	11.1	11.7	
Slight risk	13.6	17.6	20.8	20.8	18.0	
Moderate risk	22.1	28.2	28.2	29.4	26.8	
Great risk	53.4	41.6	38.8	38.8	43.4	
N of Valid	1033	965	1032	804	3834	
N of Miss	24	42	23	14	103	

Table 125: How much do you think people risk harming themselves (physically or in other ways) if they: have five or more drinks of an alcoholic beverage once or twice each weekend?


Response	6	8	10	12	Total	
No risk	10.5	11.4	10.7	8.1	10.3	
Slight risk	8.8	10.0	13.8	17.7	12.3	
Moderate risk	22.3	23.7	27.4	29.5	25.5	
Great risk	58.3	54.9	48.2	44.8	51.9	
N of Valid	1030	963	1030	804	3827	
N of Miss	27	44	25	14	110	

Table 126: How much do you think people risk harming themselves (physically or in other ways) if they: use prescription drugs that are not prescribed to them?


Response	6	8	10	12	Total	
No risk	11.0	9.6	6.7	2.9	7.8	
Slight risk	4.0	5.1	8.3	9.3	6.5	
Moderate risk	14.3	17.1	21.8	22.7	18.8	
Great risk	70.6	68.3	63.3	65.1	66.9	
N of Valid	1032	961	1029	803	3825	
N of Miss	25	46	26	15	112	

Table 127: How much do you think people risk harming themselves (physically or in other ways) if they: use non-prescription drugs to get high?

Response	6	8	10	12	Total	
No risk	10.4	9.9	5.9	2.6	7.4	
Slight risk	2.5	5.6	7.5	7.7	5.7	
Moderate risk	12.8	13.1	19.2	21.3	16.4	
Great risk	74.3	71.4	67.3	68.4	70.5	
N of Valid	1033	962	1029	803	3827	
N of Miss	24	45	26	15	110	

Table 128: Have you ever used smokeless tobacco (chew, snuff, plug, dipping tobacco, or chewing tobacco)?

Response	6	8	10	12	Total	
Never	95.5	90.7	85.3	82.4	88.8	
Once or twice	3.3	6.4	7.6	9.0	6.4	
Once in a while but not regularly	0.7	1.4	3.3	3.7	2.2	
Regularly in the past	0.3	0.8	1.4	2.0	1.1	
Regularly now	0.2	0.6	2.5	2.9	1.5	
N of Valid	1050	969	1033	801	3853	
N of Miss	7	38	22	17	84	

Table 129: How often have you taken smokeless tobacco during the past 30 days?

Response	6	8	10	12	Total	
Not at all	99.3	97.2	92.5	93.8	95.8	
Once or twice	0.4	2.1	3.9	2.4	2.2	
Once or twice per week	0.1	0.1	1.0	0.6	0.4	
Three to five times per week	0.0	0.2	0.7	0.4	0.3	
About once a day	0.1	0.0	0.4	0.5	0.2	
More than once a day	0.1	0.4	1.6	2.4	1.0	
N of Valid	1049	967	1029	801	3846	
N of Miss	8	40	26	17	91	

Table 130: Have you ever smoked cigarettes?

Response	6	8	10	12	Total	
Never	92.7	82.1	69.0	60.8	77.0	
Once or Twice	6.2	12.8	17.1	18.9	13.4	
Once in a while but not regularly	0.6	2.6	5.8	10.1	4.5	
Regularly in the past	0.3	2.0	3.7	4.0	2.4	
Regularly now	0.2	0.6	4.5	6.1	2.7	
N of Valid	1048	964	1031	799	3842	
N of Miss	9	43	24	19	95	

Table 131: How frequently have you smoked cigarettes during the past 30 days?

Response	6	8	10	12	Total	
Not at all	99.3	96.2	89.4	84.5	92.8	
Less than one cigarette per day	0.5	2.3	4.6	8.5	3.7	
One to five cigarettes per day	0.2	1.2	3.1	4.5	2.1	
About one-half pack per day	0.0	0.2	1.5	1.5	0.8	
About one pack per day	0.0	0.0	0.6	0.6	0.3	
About one and one-half packs per day	0.0	0.0	0.6	0.0	0.2	
Two packs or more per day	0.0	0.1	0.3	0.4	0.2	
N of Valid	1048	966	1029	800	3843	
N of Miss	9	41	26	18	94	

Table 132: Which statement best describes rules about smoking inside your home?

Response	6	8	10	12	Total	
Smoking is not allowed anywhere inside your home	73.6	69.5	73.8	77.7	73.5	
Smoking is allowed in some places and at some times	6.8	7.1	5.6	5.5	6.3	
Smoking is allowed anywhere inside the home	2.8	2.3	3.2	3.6	3.0	
There are no rules about smoking inside the home	3.0	5.5	7.0	7.1	5.6	
I don't know	13.8	15.6	10.3	6.0	11.7	
N of Valid	1033	961	1028	798	3820	
N of Miss	24	46	27	20	117	

Table 133: Which statement best describes rules about smoking in your family cars?







Response	6	8	10	12	Total	
Smoking is never allowed in any car	68.2	65.0	66.3	69.3	67.1	
Smoking is allowed sometimes or in some cars	12.5	11.9	10.1	9.4	11.0	
Smoking is allowed in any car anytime	1.5	3.1	4.3	3.9	3.2	
There are no rules about smoking in the car	4.5	7.5	7.0	8.1	6.7	
We do not have a family car	0.5	0.4	1.0	2.4	1.0	
I don't know	12.9	12.1	11.3	6.9	11.0	
N of Valid	1033	959	1023	799	3814	
N of Miss	24	48	32	19	123	

Table 134: During this school year, were you taught in any of your classes about the dangers of tobacco use?






Response	6	8	10	12	Total	
Strongly agree	43.9	29.7	16.3	10.5	25.9	
Agree	24.8	29.4	25.5	17.3	24.6	
Disagree	5.8	11.6	18.0	19.2	13.3	
Strongly disagree	5.3	11.2	21.8	32.4	16.9	
I don't know	20.4	18.2	18.4	20.5	19.3	
N of Valid	1026	947	1020	790	3783	
N of Miss	31	60	35	28	154	

Table 135: During the past 12 months, have you participated in any community activities to discourage people your age from using cigarettes, chewing tobacco, snuff, dip or cigars?






Response	6	8	10	12	Total	
Strongly agree	19.8	12.4	10.4	6.5	12.6	
Agree	16.2	18.7	13.9	11.9	15.3	
Disagree	11.8	18.4	19.7	20.3	17.4	
Strongly disagree	18.1	24.4	33.7	44.0	29.3	
I don't know	34.0	26.1	22.3	17.4	25.4	
N of Valid	1014	937	1013	789	3753	
N of Miss	43	70	42	29	184	

Table 136: Think back over the last two weeks. How many times have you had five or more alcoholic drinks in a row?


Response	6	8	10	12	Total	
None	97.9	93.7	83.2	76.6	88.5	
Once	1.5	2.6	6.6	9.3	4.8	
Twice	0.5	1.1	3.3	6.3	2.6	
3-5 times	0.1	0.9	3.7	4.0	2.1	
6-9 times	0.0	0.6	1.6	1.3	0.8	
10 or more times	0.0	1.0	1.6	2.5	1.2	
N of Valid	1039	961	1026	795	3821	
N of Miss	18	46	29	23	116	

Table 137: During the past 30 days, how many times did you ride in a car or other vehicle driven by someone who had been drinking alcohol or using drugs to get high?


Response	6	8	10	12	Total	
0 times	90.8	85.6	77.4	76.1	82.8	
1 time	4.5	6.5	8.8	8.3	6.9	
2 or 3 times	2.7	4.8	8.0	7.9	5.7	
4 or 5 times	0.7	1.4	2.6	2.4	1.7	
6 or more times	1.4	1.8	3.2	5.3	2.8	
N of Valid	1032	956	1028	796	3812	
N of Miss	25	51	27	22	125	

Table 138: During the past 30 days, how many times did you drive a car or other vehicle when you had been drinking alcohol or using drugs to get high?


Response	6	8	10	12	Total	
I did not drive a car in the past 30 days	57.7	60.2	39.6	21.0	45.6	
0 times	41.0	36.8	53.3	63.9	48.2	
1 time	0.3	1.8	2.7	6.1	2.6	
2 or 3 times	0.7	0.5	2.3	3.0	1.6	
4 or 5 times	0.0	0.4	0.8	1.6	0.7	
6 or more times	0.3	0.2	1.3	4.3	1.4	
N of Valid	1004	921	1004	790	3719	
N of Miss	53	86	51	28	218	

Table 139: If you drank alcohol (not just a sip or taste) in the past year, how did you usually get it?













Response	6	8	10	12	Total	
I did not drink alcohol in the past year	93.5	84.1	61.1	45.9	72.6	
I bought it myself with a fake ID	0.0	0.4	0.6	0.6	0.4	
I bought it myself without a fake ID	0.0	0.3	0.5	2.4	0.7	
I got it from someone I know age 21 or older	0.9	3.2	10.9	24.4	9.0	
I got it from someone I know under age 21	0.4	1.6	7.8	9.9	4.6	
I got it from my brother or sister	0.1	0.6	1.6	1.8	1.0	
I got it from home with my parents' permission	0.8	2.3	4.8	4.2	3.0	
I got it from home without my parents' permission	0.8	2.0	3.6	1.2	1.9	
I got it from another relative	0.4	1.1	2.4	1.8	1.4	
A stranger bought it for me	0.0	0.4	0.6	1.0	0.5	
I took it from a store or shop	0.2	0.0	0.0	0.0	0.1	
Other	3.0	3.8	6.2	6.7	4.8	
N of Valid	1025	940	1005	778	3748	
N of Miss	32	67	50	40	189	

Table 140: If you drank alcohol (not just a sip or taste) in the past year, where did you usually drink it?











Response	6	8	10	12	Total	
I did not drink alcohol in the past year	95.9	85.1	62.5	46.1	73.9	
at my home	1.8	5.8	10.9	11.2	7.2	
at someone else's home	1.8	6.8	21.4	35.2	15.2	
at an open area like a park, beach, field, back road, woods, or a street corner	0.1	1.4	1.7	2.3	1.3	
at a sporting event or concert	0.1	0.3	0.7	1.0	0.5	
at a restaurant, bar, or a nightclub	0.2	0.2	0.9	1.5	0.7	
at an empty building or a construction site	0.1	0.1	0.0	0.0	0.1	
at a hotel/motel	0.1	0.1	0.4	0.8	0.3	
in a car	0.0	0.0	1.0	0.8	0.4	
at school	0.0	0.2	0.4	1.0	0.4	
N of Valid	1018	938	989	776	3721	
N of Miss	39	69	66	42	216	

Table 141: How do you feel about someone your age having one or two drinks of an alcoholic beverage nearly every day?


Response	6	8	10	12	Total	
Neither approve nor disapprove	15.0	24.6	29.3	25.5	23.4	
Somewhat disapprove	5.3	12.5	19.5	24.8	15.0	
Strongly disapprove	62.0	47.9	40.6	41.6	48.4	
Don't know or can't say	17.7	15.0	10.6	8.1	13.1	
N of Valid	1021	945	1014	791	3771	
N of Miss	36	62	41	27	166	

Table 142: On how many occasions have you had alcoholic beverages (beer, wine or hard liquor) to drink in your lifetime - more than just a few sips?


Response	6	8	10	12	Total	
0	91.4	77.2	50.8	36.4	65.5	
01/02/13	6.5	11.5	14.2	13.9	11.4	
03/05/13	1.0	3.8	9.4	9.2	5.7	
06/09/13	0.1	2.5	7.2	6.9	4.0	
10/19/13	0.4	2.2	6.4	9.8	4.4	
20-39	0.4	0.8	4.3	9.1	3.4	
40	0.2	1.8	7.7	14.6	5.6	
N of Valid	1040	945	1028	793	3806	
N of Miss	17	62	27	25	131	

Table 143: On how many occasions have you drunk one of more drinks of an alcoholic beverage during the past 30 days?


Response	6	8	10	12	Total	
0	98.5	93.6	76.9	67.8	85.1	
01/02/13	1.1	3.6	12.3	15.2	7.7	
03/05/13	0.3	1.3	5.3	8.2	3.5	
06/09/13	0.1	1.0	2.6	4.5	1.9	
10/19/13	0.0	0.2	1.3	2.5	0.9	
20-39	0.0	0.0	0.8	0.8	0.4	
40	0.0	0.3	0.9	1.0	0.5	
N of Valid	1047	941	1026	794	3808	
N of Miss	10	66	29	24	129	

Table 144: On how many occasions have you used marijuana (grass, pot) or hashish (hash, hash oil) in your lifetime?


Response	6	8	10	12	Total	
0	98.6	90.6	72.6	58.8	81.3	
01/02/13	0.8	3.7	6.8	7.9	4.6	
03/05/13	0.1	1.4	3.5	3.8	2.1	
06/09/13	0.3	1.3	2.7	4.6	2.1	
10/19/13	0.0	0.9	2.7	4.5	1.9	
20-39	0.1	0.6	2.0	4.3	1.6	
40	0.2	1.5	9.7	16.2	6.4	
N of Valid	1042	939	1025	786	3792	
N of Miss	15	68	30	32	145	

Table 145: On how many occasions have you used marijuana (grass, pot) or hashish (hash, hash oil) during the past 30 days?


Response	6	8	10	12	Total	
0	99.5	96.2	85.5	77.0	90.2	
01/02/13	0.3	1.7	5.0	7.4	3.4	
03/05/13	0.2	1.1	1.8	4.0	1.6	
06/09/13	0.0	0.3	1.8	2.5	1.1	
10/19/13	0.0	0.4	1.9	2.4	1.1	
20-39	0.0	0.2	1.1	2.9	0.9	
40	0.0	0.1	3.0	3.7	1.6	
N of Valid	1046	942	1026	792	3806	
N of Miss	11	65	29	26	131	

Table 146: On how many occasions have you used LSD or other psychedelics in your lifetime?


Response	6	8	10	12	Total	
0	100.0	99.5	96.9	94.3	97.8	
01/02/13	0.0	0.4	2.0	3.4	1.4	
03/05/13	0.0	0.0	0.4	1.4	0.4	
06/09/13	0.0	0.0	0.4	0.0	0.1	
10/19/13	0.0	0.1	0.1	0.4	0.1	
20-39	0.0	0.0	0.1	0.1	0.1	
40	0.0	0.0	0.1	0.4	0.1	
N of Valid	1044	942	1026	793	3805	
N of Miss	13	65	29	25	132	

Table 147: On how many occasions have you used LSD or other psychedelics during the past 30 days?


Response	6	8	10	12	Total	
0	100.0	99.9	98.7	98.5	99.3	
01/02/13	0.0	0.1	1.0	1.1	0.5	
03/05/13	0.0	0.0	0.3	0.3	0.1	
06/09/13	0.0	0.0	0.0	0.1	0.0	
10/19/13	0.0	0.0	0.0	0.0	0.0	
20-39	0.0	0.0	0.0	0.0	0.0	
40	0.0	0.0	0.0	0.0	0.0	
N of Valid	1045	940	1028	793	3806	
N of Miss	12	67	27	25	131	

Table 148: On how many occasions have you used cocaine or crack in your lifetime?


Response	6	8	10	12	Total	
0	99.7	98.6	97.4	96.8	98.2	
01/02/13	0.3	1.0	1.7	1.4	1.1	
03/05/13	0.0	0.1	0.3	0.6	0.2	
06/09/13	0.0	0.2	0.3	0.4	0.2	
10/19/13	0.0	0.1	0.2	0.1	0.1	
20-39	0.0	0.0	0.0	0.3	0.1	
40	0.0	0.0	0.2	0.4	0.1	
N of Valid	1046	940	1027	793	3806	
N of Miss	11	67	28	25	131	

Table 149: On how many occasions have you used cocaine or crack during the past 30 days?


Response	6	8	10	12	Total	
0	100.0	99.6	98.8	99.1	99.4	
01/02/13	0.0	0.4	1.0	0.5	0.5	
03/05/13	0.0	0.0	0.2	0.1	0.1	
06/09/13	0.0	0.0	0.0	0.1	0.0	
10/19/13	0.0	0.0	0.0	0.0	0.0	
20-39	0.0	0.0	0.0	0.0	0.0	
40	0.0	0.0	0.0	0.1	0.0	
N of Valid	1042	939	1025	794	3800	
N of Miss	15	68	30	24	137	

Table 150: On how many occasions have you sniffed glue, breathed the contents of an aerosol spray can, or inhaled other gases or sprays, in order to get high in your lifetime?








Response	6	8	10	12	Total	
0	96.3	89.5	90.3	93.6	92.4	
01/02/13	2.4	6.7	4.9	3.5	4.4	
03/05/13	0.8	1.8	2.2	1.8	1.6	
06/09/13	0.2	0.6	0.9	0.3	0.5	
10/19/13	0.1	0.2	0.9	0.8	0.5	
20-39	0.0	0.6	0.1	0.1	0.2	
40	0.3	0.5	0.7	0.0	0.4	
N of Valid	1046	942	1024	795	3807	
N of Miss	11	65	31	23	130	

Table 151: On how many occasions have you sniffed glue, breathed the contents of an aerosol spray can, or inhaled other gases or sprays, in order to get high during the past 30 days?







Response	6	8	10	12	Total	
0	98.1	96.4	97.1	99.2	97.6	
01/02/13	1.5	2.4	2.0	0.3	1.6	
03/05/13	0.1	0.7	0.5	0.3	0.4	
06/09/13	0.1	0.3	0.2	0.3	0.2	
10/19/13	0.2	0.0	0.2	0.0	0.1	
20-39	0.0	0.1	0.1	0.0	0.1	
40	0.0	0.0	0.0	0.0	0.0	
N of Valid	1046	940	1025	795	3806	
N of Miss	11	67	30	23	131	

Table 152: On how many occasions have you used Daztrex in your lifetime?


Response	6	8	10	12	Total	
0	100.0	100.0	100.0	100.0	100.0	
01/02/13	0.0	0.0	0.0	0.0	0.0	
03/05/13	0.0	0.0	0.0	0.0	0.0	
06/09/13	0.0	0.0	0.0	0.0	0.0	
10/19/13	0.0	0.0	0.0	0.0	0.0	
20-39	0.0	0.0	0.0	0.0	0.0	
40	0.0	0.0	0.0	0.0	0.0	
N of Valid	1040	940	1024	792	3796	
N of Miss	17	67	31	26	141	

Table 153: On how many occasions have you used Daztrex during the past 30 days?


Response	6	8	10	12	Total	
0	100.0	100.0	100.0	100.0	100.0	
01/02/13	0.0	0.0	0.0	0.0	0.0	
03/05/13	0.0	0.0	0.0	0.0	0.0	
06/09/13	0.0	0.0	0.0	0.0	0.0	
10/19/13	0.0	0.0	0.0	0.0	0.0	
20-39	0.0	0.0	0.0	0.0	0.0	
40	0.0	0.0	0.0	0.0	0.0	
N of Valid	1040	936	1021	792	3789	
N of Miss	17	71	34	26	148	

Table 154: On how many occasions have you used synthetic marijuana in your lifetime?








Response	6	8	10	12	Total	
0	99.1	96.8	88.0	84.0	92.4	
01/02/13	0.5	1.6	4.8	7.6	3.4	
03/05/13	0.4	0.3	2.3	2.5	1.3	
06/09/13	0.0	0.3	1.4	1.6	0.8	
10/19/13	0.0	0.5	1.7	1.9	1.0	
20-39	0.0	0.0	0.8	0.4	0.3	
40	0.0	0.4	1.1	2.0	0.8	
N of Valid	1043	936	1026	794	3799	
N of Miss	14	71	29	24	138	

Table 155: On how many occasions have you used synthetic marijuana during the past 30 days?


Response	6	8	10	12	Total	
0	99.5	99.0	94.7	94.1	97.0	
01/02/13	0.3	0.4	2.7	3.9	1.7	
03/05/13	0.2	0.3	0.8	0.6	0.5	
06/09/13	0.0	0.0	0.9	0.6	0.4	
10/19/13	0.0	0.0	0.4	0.3	0.2	
20-39	0.0	0.0	0.1	0.0	0.0	
40	0.0	0.2	0.4	0.5	0.3	
N of Valid	1042	933	1026	794	3795	
N of Miss	15	74	29	24	142	

Table 156: On how many occasions have you used methamphetamines (meth, speed, crank, crystal meth) in your lifetime?


Response	6	8	10	12	Total	
0	99.4	98.7	97.5	96.3	98.1	
01/02/13	0.4	0.9	1.2	2.1	1.1	
03/05/13	0.1	0.2	0.4	0.4	0.3	
06/09/13	0.0	0.1	0.1	0.3	0.1	
10/19/13	0.0	0.0	0.2	0.0	0.1	
20-39	0.0	0.0	0.1	0.1	0.1	
40	0.1	0.1	0.6	0.8	0.4	
N of Valid	1043	937	1024	793	3797	
N of Miss	14	70	31	25	140	

Table 157: On how many occasions have you used methamphetamines (meth, speed, crank, crystal meth) in the past 30 days?


Response	6	8	10	12	Total	
0	99.9	99.5	99.1	98.6	99.3	
01/02/13	0.0	0.2	0.5	0.9	0.4	
03/05/13	0.0	0.2	0.2	0.0	0.1	
06/09/13	0.0	0.0	0.0	0.1	0.0	
10/19/13	0.0	0.0	0.1	0.0	0.0	
20-39	0.0	0.1	0.0	0.1	0.1	
40	0.1	0.0	0.1	0.3	0.1	
N of Valid	1043	935	1023	793	3794	
N of Miss	14	72	32	25	143	

Table 158: On how many occasions have you used other chemical products (bath salts, plant food, etc.) in your lifetime?


Response	6	8	10	12	Total	
0	99.0	98.9	99.0	99.0	99.0	
01/02/13	0.6	0.2	0.4	0.4	0.4	
03/05/13	0.0	0.1	0.3	0.3	0.2	
06/09/13	0.1	0.5	0.3	0.0	0.2	
10/19/13	0.0	0.0	0.0	0.1	0.0	
20-39	0.0	0.0	0.0	0.1	0.0	
40	0.3	0.2	0.0	0.1	0.2	
N of Valid	1043	936	1024	793	3796	
N of Miss	14	71	31	25	141	

Table 159: On how many occasions have you used other chemical products (bath salts, plant food, etc.) during the past 30 days?


Response	6	8	10	12	Total	
0	99.4	99.2	99.3	99.4	99.3	
01/02/13	0.2	0.2	0.4	0.4	0.3	
03/05/13	0.1	0.2	0.2	0.1	0.2	
06/09/13	0.1	0.1	0.0	0.0	0.1	
10/19/13	0.0	0.1	0.0	0.0	0.0	
20-39	0.0	0.0	0.0	0.0	0.0	
40	0.2	0.1	0.1	0.1	0.1	
N of Valid	1043	933	1026	792	3794	
N of Miss	14	74	29	26	143	

Table 160: On how many occasions have you used heroin or other opiates in your lifetime?


Response	6	8	10	12	Total	
0	99.8	100.0	97.9	96.2	98.6	
01/02/13	0.1	0.0	0.8	1.8	0.6	
03/05/13	0.0	0.0	0.3	0.6	0.2	
06/09/13	0.0	0.0	0.0	0.4	0.1	
10/19/13	0.0	0.0	0.3	0.1	0.1	
20-39	0.0	0.0	0.1	0.3	0.1	
40	0.1	0.0	0.6	0.6	0.3	
N of Valid	1042	937	1023	793	3795	
N of Miss	15	70	32	25	142	

Table 161: On how many occasions have you used heroin or other opiates during the past 30 days?


Response	6	8	10	12	Total	
0	100.0	99.9	99.2	98.9	99.5	
01/02/13	0.0	0.0	0.5	0.8	0.3	
03/05/13	0.0	0.0	0.1	0.1	0.1	
06/09/13	0.0	0.1	0.0	0.0	0.0	
10/19/13	0.0	0.0	0.1	0.0	0.0	
20-39	0.0	0.0	0.0	0.1	0.0	
40	0.0	0.0	0.1	0.1	0.1	
N of Valid	1043	932	1022	793	3790	
N of Miss	14	75	33	25	147	

Table 162: On how many occasions have you used MDMA ('X', 'E', or ecstasy) in your lifetime?


Response	6	8	10	12	Total	
0	99.6	99.6	96.6	95.1	97.8	
01/02/13	0.3	0.3	1.4	2.5	1.1	
03/05/13	0.1	0.1	1.1	1.3	0.6	
06/09/13	0.0	0.0	0.2	0.6	0.2	
10/19/13	0.0	0.0	0.1	0.1	0.1	
20-39	0.0	0.0	0.3	0.4	0.2	
40	0.0	0.0	0.4	0.0	0.1	
N of Valid	1041	936	1022	794	3793	
N of Miss	16	71	33	24	144	

Table 163: On how many occasions have you used MDMA ('X', 'E', or ecstasy) during the past 30 days?


Response	6	8	10	12	Total	
0	100.0	100.0	99.0	98.2	99.4	
01/02/13	0.0	0.0	0.7	1.3	0.4	
03/05/13	0.0	0.0	0.1	0.3	0.1	
06/09/13	0.0	0.0	0.2	0.1	0.1	
10/19/13	0.0	0.0	0.0	0.0	0.0	
20-39	0.0	0.0	0.0	0.1	0.0	
40	0.0	0.0	0.0	0.0	0.0	
N of Valid	1039	931	1020	795	3785	
N of Miss	18	76	35	23	152	

Table 164: On how many occasions have you taken prescription drugs (such as Valium, Xanax, Ritalin, Adderall, OxyContin, Darvocet, or sleeping pills) not prescribed to you in your lifetime?








Response	6	8	10	12	Total	
0	98.7	96.1	88.8	83.2	92.2	
01/02/13	0.8	1.9	3.9	5.0	2.8	
03/05/13	0.2	0.9	2.6	3.9	1.8	
06/09/13	0.1	0.1	1.4	3.4	1.1	
10/19/13	0.1	0.5	1.3	1.9	0.9	
20-39	0.0	0.2	0.4	1.0	0.4	
40	0.1	0.2	1.6	1.5	0.8	
N of Valid	1037	932	1020	793	3782	
N of Miss	20	75	35	25	155	

Table 165: On how many occasions have you taken prescription drugs (such as Valium, Xanax, Ritalin, Adderall, OxyContin, Darvocet, or sleeping pills) not prescribed to you during the past 30 days?








Response	6	8	10	12	Total	
0	99.2	99.0	95.0	93.6	96.9	
01/02/13	0.4	0.5	2.8	3.9	1.8	
03/05/13	0.1	0.1	1.3	1.6	0.7	
06/09/13	0.1	0.3	0.1	0.6	0.3	
10/19/13	0.1	0.0	0.6	0.0	0.2	
20-39	0.1	0.0	0.0	0.1	0.1	
40	0.0	0.0	0.2	0.1	0.1	
N of Valid	1038	934	1021	793	3786	
N of Miss	19	73	34	25	151	

Table 166: On how many occasions have you taken non-prescription medicines such as diet pills (for example, Dietac, Dexatrim or Prolamine), stay-awake pills (for example No-Doz, Vivarin, or Wake), or cough or cold medicines (robos, DXM, etc.) to get high in your lifetime?








Response	6	8	10	12	Total	
0	99.1	97.7	95.0	92.6	96.3	
01/02/13	0.8	1.1	2.0	3.1	1.7	
03/05/13	0.0	0.3	1.2	1.6	0.7	
06/09/13	0.0	0.3	0.2	1.1	0.4	
10/19/13	0.0	0.3	0.5	0.9	0.4	
20-39	0.0	0.0	0.5	0.0	0.1	
40	0.1	0.2	0.7	0.6	0.4	
N of Valid	1040	928	1023	794	3785	
N of Miss	17	79	32	24	152	

Table 167: On how many occasions have you taken non-prescription medicines such as diet pills (for example, Dietac, Dexatrim or Prolamine), stay-awake pills (for example No-Doz, Vivarin, or Wake), or cough or cold medicines (robos, DXM, etc.) to get high during the past 30 days?








Response	6	8	10	12	Total	
0	99.7	98.6	97.6	97.0	98.3	
01/02/13	0.3	1.2	1.2	2.4	1.2	
03/05/13	0.0	0.0	0.8	0.4	0.3	
06/09/13	0.0	0.1	0.3	0.1	0.1	
10/19/13	0.0	0.0	0.2	0.0	0.1	
20-39	0.0	0.0	0.0	0.1	0.0	
40	0.0	0.1	0.0	0.0	0.0	
N of Valid	1041	932	1021	788	3782	
N of Miss	16	75	34	30	155	

Table 168: On how many occasions have you been drunk or very high from drinking alcoholic beverages during the past 30 days?








Response	6	8	10	12	Total	
0	99.5	95.4	84.5	77.0	89.7	
01/02/13	0.3	2.9	7.8	10.4	5.1	
03/05/13	0.1	0.6	3.7	5.8	2.4	
06/09/13	0.0	0.3	1.9	2.8	1.2	
10/19/13	0.0	0.0	0.5	1.9	0.5	
20-39	0.0	0.4	0.7	0.8	0.5	
40	0.1	0.3	1.0	1.3	0.6	
N of Valid	1039	927	1018	788	3772	
N of Miss	18	80	37	30	165	

Table 169: On how many occasions have you drunk flavored alcoholic beverages, sometimes called 'alcopops' (like Mike's Hard Lemonade, Smirnoff Ice, Bacardi Breezers, etc.) in your lifetime?








Response	6	8	10	12	Total	
0	96.4	84.7	69.2	56.1	77.8	
01/02/13	2.5	7.5	9.2	11.8	7.5	
03/05/13	0.6	3.6	7.2	8.4	4.7	
06/09/13	0.3	1.7	5.0	6.8	3.3	
10/19/13	0.1	1.1	3.1	7.1	2.6	
20-39	0.1	0.8	2.6	4.1	1.7	
40	0.0	0.6	3.8	5.8	2.4	
N of Valid	1041	932	1016	790	3779	
N of Miss	16	75	39	28	158	

Table 170: On how many occasions have you drunk flavored alcoholic beverages, sometimes called 'alcopops' (like Mike's Hard Lemonade, Smirnoff Ice, Bacardi Breezers, etc.) during the past 30 days?








Response	6	8	10	12	Total	
0	99.0	94.6	85.9	83.4	91.1	
01/02/13	1.0	3.3	7.9	7.9	4.9	
03/05/13	0.0	0.8	3.1	4.4	2.0	
06/09/13	0.0	0.6	1.2	2.4	1.0	
10/19/13	0.0	0.2	0.6	1.1	0.4	
20-39	0.0	0.2	0.2	0.4	0.2	
40	0.0	0.2	1.2	0.4	0.4	
N of Valid	1039	930	1018	796	3783	
N of Miss	18	77	37	22	154	

Table 171: If you used prescription drugs or over the counter drugs without a doctor telling you to use it or for the purpose of getting high, where did you get these drugs?












Response	6	8	10	12	Total	
I did not use prescription drugs or over the counter drugs to get high.	98.9	97.0	90.3	87.4	93.7	
I bought it or took it from a store or shop.	0.2	0.1	0.3	0.9	0.4	
I got it from my parents with permission.	0.2	0.3	1.0	0.6	0.5	
I got it from home without permission.	0.1	0.3	1.8	1.0	0.8	
I got it from a relative with permission.	0.1	0.2	0.3	0.3	0.2	
I got it from a relative without permission.	0.0	0.0	0.5	1.0	0.4	
I got it from a friends home with permission.	0.0	0.2	0.9	0.9	0.5	
I got it from a friends home without permission.	0.1	0.0	0.2	0.0	0.1	
I got it from a friend while at school.	0.1	0.0	1.2	0.9	0.5	
I got it from a friend while at a party.	0.2	0.4	1.1	1.5	0.8	
I got it from a friend, elsewhere	0.1	1.3	2.4	5.4	2.1	
N of Valid	1018	903	1000	780	3701	
N of Miss	39	104	55	38	236	

Table 172: During the last month, about how many marijuana cigarettes, or the equivalent, did you smoke a day, on the average?


Response	6	8	10	12	Total	
None	99.0	94.5	84.9	78.5	89.8	
Less than 1 a day	0.1	2.6	5.3	7.7	3.7	
1 a day	0.3	0.8	2.3	3.5	1.6	
2-3 a day	0.4	0.9	3.4	6.3	2.5	
4-6 a day	0.0	0.2	1.5	2.4	1.0	
7-10 a day	0.0	0.3	1.0	0.6	0.5	
11 or more a day	0.2	0.7	1.7	1.0	0.9	
N of Valid	1035	910	1005	782	3732	
N of Miss	22	97	50	36	205	

Table 173: How wrong do your friends feel it would be for YOU to: drink alcohol?


Response	6	8	10	12	Total	
Very wrong	85.8	64.3	43.1	37.7	59.0	
Wrong	8.4	18.5	22.5	20.3	17.2	
A little bit wrong	3.8	10.1	17.1	22.1	12.7	
Not wrong at all	2.0	7.1	17.2	19.9	11.1	
N of Valid	1033	912	1004	779	3728	
N of Miss	24	95	51	39	209	

Table 174: How wrong do your friends feel it would be for YOU to: smoke tobacco?


Response	6	8	10	12	Total	
Very wrong	89.0	72.0	52.7	46.6	66.2	
Wrong	7.4	16.2	22.1	18.0	15.7	
A little bit wrong	2.1	6.1	12.1	15.9	8.7	
Not wrong at all	1.5	5.7	13.0	19.5	9.4	
N of Valid	1033	908	1005	779	3725	
N of Miss	24	99	50	39	212	

Table 175: How wrong do your friends feel it would be for YOU to: smoke marijuana?





Response	6	8	10	12	Total	
Very wrong	93.4	72.7	49.3	38.6	65.0	
Wrong	3.8	12.1	15.3	12.6	10.8	
A little bit wrong	1.3	7.0	14.0	19.5	9.9	
Not wrong at all	1.6	8.1	21.5	29.3	14.3	
N of Valid	1030	908	1001	779	3718	
N of Miss	27	99	54	39	219	

Table 176: How wrong do your friends feel it would be for YOU to: use prescription drugs not prescribed to you





Response	6	8	10	12	Total	
Very wrong	91.4	79.0	63.6	59.5	74.2	
Wrong	5.9	12.6	16.2	18.0	12.8	
A little bit wrong	1.3	3.9	11.1	11.7	6.7	
Not wrong at all	1.5	4.6	9.2	10.8	6.3	
N of Valid	1029	908	1003	778	3718	
N of Miss	28	99	52	40	219	

Table 177: How wrong would most adults (over 21) in your neighborhood think it is for kids your age: to use marijuana?





Response	6	8	10	12	Total	
Very wrong	92.2	78.3	67.3	63.1	76.0	
Wrong	5.0	12.7	17.2	19.5	13.2	
A little bit wrong	1.5	5.4	9.3	11.3	6.6	
Not wrong at all	1.3	3.6	6.2	6.1	4.2	
N of Valid	1033	909	1004	781	3727	
N of Miss	24	98	51	37	210	

Table 178: How wrong would most adults (over 21) in your neighborhood think it is for kids your age: to drink alcohol?

Response	6	8	10	12	Total	
Very wrong	86.8	72.3	59.3	53.1	68.8	
Wrong	7.8	15.7	21.1	23.4	16.6	
A little bit wrong	4.1	7.2	13.2	14.3	9.4	
Not wrong at all	1.3	4.9	6.4	9.3	5.2	
N of Valid	1034	906	1004	778	3722	
N of Miss	23	101	51	40	215	

Table 179: How wrong would most adults (over 21) in your neighborhood think it is for kids your age: to smoke cigarettes?

Response	6	8	10	12	Total	
Very wrong	86.6	73.4	64.0	55.2	70.7	
Wrong	8.1	14.9	19.0	21.0	15.4	
A little bit wrong	2.5	6.7	10.5	14.4	8.2	
Not wrong at all	2.8	5.0	6.6	9.4	5.7	
N of Valid	1034	905	1002	777	3718	
N of Miss	23	102	53	41	219	

Table 180: How much do each of the following statements describe your neighborhood? crime and/or drug selling

Response	6	8	10	12	Total	
NO!	78.4	66.7	58.2	57.0	65.6	
no	14.3	21.0	26.2	25.7	21.6	
yes	5.3	8.7	12.2	12.0	9.4	
YES!	2.1	3.6	3.4	5.3	3.5	
N of Valid	1023	894	1002	774	3693	
N of Miss	34	113	53	44	244	

Table 181: How much do each of the following statements describe your neighborhood? fights





Response	6	8	10	12	Total	
NO!	66.4	57.0	55.4	57.9	59.4	
no	19.4	24.4	25.6	25.4	23.6	
yes	10.2	14.2	14.7	13.8	13.1	
YES!	4.0	4.4	4.3	3.0	4.0	
N of Valid	1021	893	1002	777	3693	
N of Miss	36	114	53	41	244	

Table 182: How much do each of the following statements describe your neighborhood? lots of empty or abandoned buildings





Response	6	8	10	12	Total	
NO!	72.7	65.1	62.9	63.7	66.3	
no	18.9	25.6	27.9	27.7	24.8	
yes	6.4	7.3	7.2	6.0	6.8	
YES!	2.1	2.0	2.0	2.6	2.1	
N of Valid	1017	890	996	777	3680	
N of Miss	40	117	59	41	257	

Table 183: How much do each of the following statements describe your neighborhood? lots of graffiti





Response	6	8	10	12	Total	
NO!	77.9	68.4	66.6	68.1	70.5	
no	15.0	23.3	25.8	23.8	21.8	
yes	4.4	6.0	5.0	5.2	5.1	
YES!	2.8	2.4	2.6	2.8	2.6	
N of Valid	1007	889	994	772	3662	
N of Miss	50	118	61	46	275	

Table 184: I feel safe in my neighborhood.


Response	6	8	10	12	Total	
NO!	7.5	7.8	7.0	7.2	7.4	
no	8.3	9.6	10.7	9.5	9.5	
yes	32.1	35.2	38.7	38.1	35.9	
YES!	52.1	47.4	43.6	45.1	47.2	
N of Valid	1022	896	1000	776	3694	
N of Miss	35	111	55	42	243	

Table 185: If a kid smoked marijuana in your neighborhood would he or she be caught by the police?


Response	6	8	10	12	Total	
NO!	7.0	13.1	16.5	17.9	13.3	
no	13.5	30.1	47.0	50.5	34.4	
yes	31.2	31.0	24.0	22.1	27.3	
YES!	48.3	25.7	12.5	9.5	25.0	
N of Valid	1020	886	989	770	3665	
N of Miss	37	121	66	48	272	

Table 186: If a kid drank some beer, wine or hard liquor (for example, vodka, whiskey, or gin) in your neighborhood would he or she be caught by the police?


Response	6	8	10	12	Total	
NO!	8.4	15.6	20.3	20.9	16.0	
no	17.1	38.0	51.7	54.3	39.3	
yes	33.8	25.7	20.5	16.4	24.6	
YES!	40.7	20.7	7.4	8.4	20.1	
N of Valid	1023	879	988	770	3660	
N of Miss	34	128	67	48	277	

Table 187: If a kid carried a handgun in your neighborhood would he or she be caught by the police?





Response	6	8	10	12	Total	
NO!	6.7	11.0	13.0	10.7	10.3	
no	10.5	20.7	29.6	33.9	23.0	
yes	26.6	31.5	34.5	33.2	31.3	
YES!	56.2	36.7	23.0	22.3	35.4	
N of Valid	1023	882	988	768	3661	
N of Miss	34	125	67	50	276	

Table 188: If you wanted to get some cigarettes, how easy would it be for you to get some?





Response	6	8	10	12	Total	
Very hard	80.4	57.8	28.5	18.4	47.7	
Sort of hard	7.9	13.4	15.6	8.7	11.5	
Sort of easy	6.1	16.7	25.8	17.6	16.4	
Very easy	5.5	12.2	30.1	55.3	24.4	
N of Valid	996	876	986	768	3626	
N of Miss	61	131	69	50	311	

Table 189: If you wanted to get some beer, wine or hard liquor (for example, vodka, whiskey, or gin), how easy would it be for you to get some?





Response	6	8	10	12	Total	
Very hard	79.0	53.6	22.2	15.8	44.0	
Sort of hard	10.8	14.9	15.3	11.3	13.1	
Sort of easy	6.1	17.0	26.7	26.8	18.7	
Very easy	4.0	14.6	35.8	46.1	24.1	
N of Valid	996	872	987	768	3623	
N of Miss	61	135	68	50	314	

Table 190: If you wanted to get a drug like cocaine, LSD, or amphetamines, how easy would it be for you to get some?





Response	6	8	10	12	Total	
Very hard	95.1	83.4	61.8	50.4	73.7	
Sort of hard	2.7	8.8	18.5	24.0	13.0	
Sort of easy	1.4	3.9	10.8	12.9	7.0	
Very easy	0.8	3.9	8.9	12.8	6.3	
N of Valid	994	871	990	768	3623	
N of Miss	63	136	65	50	314	

Table 191: If you wanted to get a handgun, how easy would it be for you to get one?





Response	6	8	10	12	Total	
Very hard	82.0	71.8	55.5	54.9	66.6	
Sort of hard	8.0	12.1	18.1	17.1	13.7	
Sort of easy	5.4	7.0	11.1	11.0	8.5	
Very easy	4.5	9.1	15.3	17.1	11.2	
N of Valid	996	869	985	767	3617	
N of Miss	61	138	70	51	320	

Table 192: If you wanted to get some marijuana, how easy would it be for you to get some?





Response	6	8	10	12	Total	
Very hard	92.2	71.1	33.7	25.2	57.0	
Sort of hard	3.1	8.7	12.5	7.7	8.0	
Sort of easy	2.5	9.2	17.3	15.6	10.9	
Very easy	2.1	11.0	36.5	51.5	24.1	
N of Valid	989	862	982	763	3596	
N of Miss	68	145	73	55	341	

Table 193: If you wanted to get prescription drugs for the purpose of getting high, how easy would it be for you to get some?


Response	6	8	10	12	Total	
Very hard	86.0	69.1	43.1	32.9	59.0	
Sort of hard	8.0	10.6	17.1	16.3	12.9	
Sort of easy	3.0	11.2	17.6	21.9	13.0	
Very easy	2.9	9.0	22.2	28.9	15.2	
N of Valid	989	864	983	766	3602	
N of Miss	68	143	72	52	335	

Table 194: If you wanted to get synthetic marijuana such as K2 or chemical products such as bath salts to get high, how easy would it be for you to get some?


Response	6	8	10	12	Total	
Very hard	93.1	82.4	51.2	42.2	68.3	
Sort of hard	3.8	7.2	16.4	13.9	10.2	
Sort of easy	2.1	4.3	15.9	16.8	9.5	
Very easy	1.0	6.1	16.4	27.1	12.0	
N of Valid	995	864	986	763	3608	
N of Miss	62	143	69	55	329	

Table 195: If you wanted to get steroids to enhance athletic performance, how easy would it be for you to get some?


Response	6	8	10	12	Total	
Very hard	91.1	82.4	59.1	52.2	72.0	
Sort of hard	5.2	8.3	18.4	23.9	13.5	
Sort of easy	2.1	5.0	11.7	12.7	7.6	
Very easy	1.5	4.3	10.8	11.3	6.8	
N of Valid	993	865	987	763	3608	
N of Miss	64	142	68	55	329	

Table 196: During the past 12 months, have you participated in any alcohol prevention programs or seen any alcohol prevention messages in your school or community? Yes, a school-based program focused on preventing underage drinking and/or drinking and driving.



Response	6	8	10	12	Total	
No	59.0	78.9	84.0	85.9	76.4	
Yes	41.0	21.1	16.0	14.1	23.6	
N of Valid	1057	1007	1055	818	3937	
N of Miss	0	0	0	0	0	

Table 197: During the past 12 months, have you participated in any alcohol prevention programs or seen any alcohol prevention messages in your school or community? Yes, a community-based program focused on preventing underage drinking and/or drinking and driving (for example, through your church or temple or through youth groups like Boys and Girls Club or 4-H).



Response	6	8	10	12	Total	
No	81.8	91.8	93.9	94.3	90.2	
Yes	18.2	8.2	6.1	5.7	9.8	
N of Valid	1057	1007	1055	818	3937	
N of Miss	0	0	0	0	0	

Table 198: During the past 12 months, have you participated in any alcohol prevention programs or seen any alcohol prevention messages in your school or community? Yes, a media campaign addressing underage drinking and/or drinking and driving (for example, newspaper ads, posters, pamphlets, radio, TV).



Response	6	8	10	12	Total	
No	80.0	91.1	89.0	85.6	86.4	
Yes	20.0	8.9	11.0	14.4	13.6	
N of Valid	1057	1007	1055	818	3937	
N of Miss	0	0	0	0	0	

Table 199: During the past 12 months, have you participated in any alcohol prevention programs or seen any alcohol prevention messages in your school or community? No



Response	6	8	10	12	Total	
No	54.0	44.3	32.8	31.5	41.2	
Yes	46.0	55.7	67.2	68.5	58.8	
N of Valid	1057	1007	1055	818	3937	
N of Miss	0	0	0	0	0	

Table 200: How wrong do your parents feel it would be for YOU to: drink beer, wine or hard liquor (for example, vodka, whiskey or gin) regularly?





Response	6	8	10	12	Total	
Very wrong	95.5	90.1	80.5	76.0	86.1	
Wrong	3.3	5.7	11.8	12.3	8.1	
A little bit wrong	0.8	2.8	5.8	8.4	4.2	
Not wrong at all	0.4	1.4	1.9	3.2	1.6	
N of Valid	1025	871	991	771	3658	
N of Miss	32	136	64	47	279	

Table 201: How wrong do your parents feel it would be for YOU to: smoke tobacco?





Response	6	8	10	12	Total	
Very wrong	97.8	93.8	84.7	76.3	88.8	
Wrong	1.6	3.8	8.9	13.3	6.6	
A little bit wrong	0.4	1.1	2.9	6.1	2.5	
Not wrong at all	0.3	1.3	3.4	4.3	2.2	
N of Valid	1024	870	990	772	3656	
N of Miss	33	137	65	46	281	

Table 202: How wrong do your parents feel it would be for YOU to: smoke marijuana?





Response	6	8	10	12	Total	
Very wrong	98.6	94.1	83.9	81.1	89.8	
Wrong	1.1	2.5	8.4	9.8	5.3	
A little bit wrong	0.0	1.9	4.3	5.2	2.7	
Not wrong at all	0.3	1.5	3.3	3.9	2.2	
N of Valid	1018	863	990	772	3643	
N of Miss	39	144	65	46	294	

Table 203: How wrong do your parents feel it would be for YOU to: use prescription drugs not prescribed to you?





Response	6	8	10	12	Total	
Very wrong	97.1	95.2	89.4	89.2	92.9	
Wrong	1.6	3.0	6.7	7.1	4.5	
A little bit wrong	0.9	0.8	2.3	2.2	1.5	
Not wrong at all	0.5	1.0	1.6	1.4	1.1	
N of Valid	1021	866	987	770	3644	
N of Miss	36	141	68	48	293	

Table 204: How wrong do your parents feel it would be for YOU to: steal something worth more than \$5?





Response	6	8	10	12	Total	
Very wrong	90.1	84.9	80.6	85.8	85.4	
Wrong	7.5	11.1	13.7	10.8	10.7	
A little bit wrong	1.8	2.7	4.4	2.2	2.8	
Not wrong at all	0.6	1.4	1.4	1.2	1.1	
N of Valid	1023	867	988	769	3647	
N of Miss	34	140	67	49	290	

Table 205: How wrong do your parents feel it would be for YOU to: draw graffiti, write things, or draw pictures on buildings or other property (without the owner's permission)?





Response	6	8	10	12	Total	
Very wrong	93.8	89.5	82.1	84.7	87.7	
Wrong	4.6	6.9	11.6	10.9	8.4	
A little bit wrong	1.2	2.1	4.3	3.0	2.6	
Not wrong at all	0.5	1.5	2.1	1.4	1.4	
N of Valid	1025	866	987	771	3649	
N of Miss	32	141	68	47	288	

Table 206: How wrong do your parents feel it would be for YOU to: pick a fight with someone?





Response	6	8	10	12	Total	
Very wrong	78.0	65.2	59.7	67.3	67.7	
Wrong	14.6	19.4	23.1	19.1	19.0	
A little bit wrong	5.4	12.3	14.4	10.6	10.6	
Not wrong at all	2.1	3.1	2.8	3.0	2.7	
N of Valid	1022	865	987	771	3645	
N of Miss	35	142	68	47	292	

Table 207: During the past 12 months, have you talked with at least one of your parents about the dangers of underage drinking and/or drinking and driving? By parents, we mean either your biological parents, adoptive parents, stepparents, or adult guardians - whether or not they live with you.



Response	6	8	10	12	Total	
No	41.4	52.8	51.6	51.3	49.0	
Yes	58.6	47.2	48.4	48.7	51.0	
N of Valid	997	837	959	758	3551	
N of Miss	60	170	96	60	386	

Table 208: The rules in my family are clear.





Response	6	8	10	12	Total	
NO!	2.7	3.4	3.2	2.9	3.1	
no	3.4	6.0	10.6	8.1	7.0	
yes	25.9	35.0	40.0	39.5	34.7	
YES!	68.0	55.7	46.2	49.6	55.3	
N of Valid	1025	855	988	770	3638	
N of Miss	32	152	67	48	299	

Table 209: People in my family often insult or yell at each other.

Response	6	8	10	12	Total	
NO!	39.4	29.6	21.0	23.4	28.7	
no	33.8	39.8	40.5	42.6	38.9	
yes	20.2	21.3	26.4	24.4	23.0	
YES!	6.6	9.3	12.1	9.6	9.3	
N of Valid	1020	851	985	770	3626	
N of Miss	37	156	70	48	311	

Table 210: When I am not at home, one of my parents knows where I am and who I am with.

Response	6	8	10	12	Total	
NO!	3.8	4.6	3.9	3.2	3.9	
no	3.1	6.1	10.3	11.7	7.6	
yes	20.1	28.7	39.1	44.4	32.5	
YES!	72.9	60.6	46.7	40.6	56.0	
N of Valid	1019	842	981	770	3612	
N of Miss	38	165	74	48	325	

Table 211: We argue about the same things in my family over and over.

Response	6	8	10	12	Total	
NO!	41.2	26.1	17.3	18.1	26.3	
no	33.7	36.3	38.1	37.0	36.2	
yes	17.7	26.7	29.6	32.7	26.2	
YES!	7.4	10.8	15.0	12.2	11.3	
N of Valid	1015	842	976	764	3597	
N of Miss	42	165	79	54	340	

Table 212: If you drank some beer or wine or liquor (for example, vodka, whiskey, or gin) without your parents' permission, would you be caught by your parents?

Response	6	8	10	12	Total	
NO!	7.2	11.5	14.2	16.4	12.0	
no	4.6	14.9	33.8	39.9	22.5	
yes	10.8	21.2	24.1	20.9	19.0	
YES!	77.4	52.4	27.9	22.8	46.5	
N of Valid	1019	840	975	769	3603	
N of Miss	38	167	80	49	334	

Table 213: My family has clear rules about alcohol and drug use.

Response	6	8	10	12	Total	
NO!	4.2	6.1	5.0	4.2	4.9	
no	3.7	8.8	13.1	11.6	9.1	
yes	14.0	21.3	32.2	32.3	24.5	
YES!	78.1	63.8	49.7	52.0	61.5	
N of Valid	1016	837	976	768	3597	
N of Miss	41	170	79	50	340	

Table 214: If you carried a handgun without your parents' permission, would you be caught by your parents?

Response	6	8	10	12	Total	
NO!	4.7	7.7	8.2	7.6	7.0	
no	2.7	5.7	16.2	20.2	10.8	
yes	11.4	20.7	26.4	26.3	20.8	
YES!	81.2	65.9	49.2	45.9	61.4	
N of Valid	1014	835	971	767	3587	
N of Miss	43	172	84	51	350	

Table 215: If you skipped school would you be caught by your parents?

Response	6	8	10	12	Total	
NO!	3.2	6.3	7.7	7.4	6.0	
no	3.9	8.7	15.1	18.3	11.1	
yes	15.9	23.2	29.5	31.5	24.6	
YES!	77.0	61.7	47.8	42.8	58.2	
N of Valid	1015	839	967	769	3590	
N of Miss	42	168	88	49	347	

Table 216: My parents ask if I've gotten my homework done.

Response	6	8	10	12	Total	
NO!	2.7	7.2	10.5	12.1	7.9	
no	3.2	10.1	18.0	22.6	13.0	
yes	22.2	27.5	32.0	34.9	28.8	
YES!	71.9	55.2	39.5	30.4	50.3	
N of Valid	1016	832	970	767	3585	
N of Miss	41	175	85	51	352	

Table 217: People in my family have serious arguments.

Response	6	8	10	12	Total	
NO!	46.6	36.3	25.7	29.2	34.8	
no	30.8	35.2	43.7	40.4	37.4	
yes	13.4	17.4	18.6	20.7	17.3	
YES!	9.2	11.1	12.0	9.8	10.5	
N of Valid	1008	832	966	768	3574	
N of Miss	49	175	89	50	363	

Table 218: Would your parents know if you did not come home on time?





Response	6	8	10	12	Total	
NO!	3.9	6.5	6.9	6.2	5.8	
no	6.5	9.1	13.9	13.7	10.6	
yes	21.3	29.7	36.4	36.8	30.6	
YES!	68.3	54.7	42.8	43.3	52.9	
N of Valid	1015	833	971	769	3588	
N of Miss	42	174	84	49	349	

Table 219: Have any of your brothers or sisters ever: drunk beer, wine or hard liquor (for example, vodka, whiskey or gin)?




Response	6	8	10	12	Total	
No	80.9	64.2	49.2	36.6	59.0	
Yes	15.8	31.1	46.3	58.4	36.7	
I don't have any brothers or sisters	3.2	4.7	4.4	5.0	4.3	
N of Valid	1016	830	967	767	3580	
N of Miss	41	177	88	51	357	

Table 220: Have any of your brothers or sisters ever: smoked marijuana?




Response	6	8	10	12	Total	
No	91.1	79.3	65.4	58.4	74.4	
Yes	5.4	16.2	30.0	36.8	21.3	
I don't have any brothers or sisters	3.5	4.6	4.6	4.8	4.3	
N of Valid	1014	829	966	767	3576	
N of Miss	43	178	89	51	361	

Table 221: Have any of your brothers or sisters ever: smoked cigarettes?




Response	6	8	10	12	Total	
No	84.3	71.8	65.5	58.6	70.8	
Yes	12.1	23.6	29.8	36.5	24.8	
I don't have any brothers or sisters	3.6	4.6	4.8	4.8	4.4	
N of Valid	1013	827	964	764	3568	
N of Miss	44	180	91	54	369	

Table 222: Have any of your brothers or sisters ever: taken a handgun to school?




Response	6	8	10	12	Total	
No	96.1	93.4	93.7	94.1	94.4	
Yes	0.5	2.2	1.7	1.2	1.3	
I don't have any brothers or sisters	3.5	4.4	4.7	4.7	4.3	
N of Valid	1014	820	966	767	3567	
N of Miss	43	187	89	51	370	

Table 223: Have any of your brothers or sisters ever: been suspended or expelled from school?




Response	6	8	10	12	Total	
No	77.4	70.3	71.1	67.4	71.9	
Yes	19.1	25.0	24.4	27.6	23.7	
I don't have any brothers or sisters	3.4	4.7	4.6	5.0	4.4	
N of Valid	1015	825	965	767	3572	
N of Miss	42	182	90	51	365	

Table 224: Have you changed homes in the past year (the last 12 months)?



Response	6	8	10	12	Total	
No	72.9	72.5	76.2	80.4	75.3	
Yes	27.1	27.5	23.8	19.6	24.7	
N of Valid	1010	826	975	770	3581	
N of Miss	47	181	80	48	356	

Table 225: How many times have you changed homes since kindergarten?






Response	6	8	10	12	Total	
Never	34.4	30.6	29.1	25.8	30.2	
1 or 2 times	32.3	28.6	35.5	34.1	32.7	
3 or 4 times	19.2	20.9	18.7	19.0	19.4	
5 or 6 times	7.4	7.7	7.3	9.8	8.0	
7 or more times	6.6	12.2	9.3	11.3	9.6	
N of Valid	1009	829	971	768	3577	
N of Miss	48	178	84	50	360	

Table 226: Have you changed schools (including changing from elementary to middle and middle to high school) in the past year?



Response	6	8	10	12	Total	
No	75.6	64.1	34.1	79.5	62.5	
Yes	24.4	35.9	65.9	20.5	37.5	
N of Valid	1006	825	966	765	3562	
N of Miss	51	182	89	53	375	

Table 227: How many times have you changed schools since kindergarten (including changing from elementary to middle and middle to high school)?






Response	6	8	10	12	Total	
Never	46.9	20.6	16.0	13.8	25.3	
1 or 2 times	29.2	45.6	29.1	28.9	32.9	
3 or 4 times	15.3	17.6	34.6	35.4	25.4	
5 or 6 times	5.1	8.2	10.9	13.0	9.1	
7 or more times	3.4	8.0	9.4	8.9	7.3	
N of Valid	1010	822	969	768	3569	
N of Miss	47	185	86	50	368	

Table 228: Has anyone in your family ever had severe alcohol or drug problems?



Response	6	8	10	12	Total	
No	79.2	70.4	61.0	55.1	67.0	
Yes	20.8	29.6	39.0	44.9	33.0	
N of Valid	1006	812	971	767	3556	
N of Miss	51	195	84	51	381	

Table 229: About how many adults (over 21) have you known personally who in the past year have: used marijuana, crack, cocaine, or other drugs?






Response	6	8	10	12	Total	
0	80.6	68.8	54.7	48.2	63.9	
1	11.0	14.1	16.5	13.8	13.8	
2	4.4	8.6	10.8	11.9	8.7	
03/04/13	1.4	4.2	6.3	9.5	5.1	
5	2.7	4.4	11.6	16.6	8.5	
N of Valid	1013	818	961	767	3559	
N of Miss	44	189	94	51	378	

Table 230: About how many adults (over 21) have you known personally who in the past year have: sold or dealt drugs?






Response	6	8	10	12	Total	
0	90.3	78.0	68.8	63.2	75.8	
1	6.4	11.8	12.6	10.1	10.1	
2	1.9	3.9	6.4	11.4	5.6	
03/04/13	0.4	3.6	5.1	6.0	3.6	
5	1.0	2.7	7.1	9.4	4.9	
N of Valid	1008	813	958	766	3545	
N of Miss	49	194	97	52	392	

Table 231: About how many adults (over 21) have you known personally who in the past year have: done other things that could get them in trouble with the police, like stealing, selling stolen goods, mugging or assaulting others, etc.?






Response	6	8	10	12	Total	
0	84.5	72.8	65.9	62.3	72.0	
1	9.8	11.6	13.5	13.3	11.9	
2	2.9	7.9	6.5	7.0	5.9	
03/04/13	1.4	3.2	5.3	6.9	4.1	
5	1.5	4.6	8.9	10.4	6.1	
N of Valid	1011	812	959	767	3549	
N of Miss	46	195	96	51	388	

Table 232: About how many adults (over 21) have you known personally who in the past year have: gotten drunk or high?






Response	6	8	10	12	Total	
0	64.0	49.0	32.2	28.4	44.3	
1	19.4	17.9	17.8	14.0	17.5	
2	7.7	9.1	13.0	11.6	10.3	
03/04/13	2.4	8.1	9.7	10.6	7.4	
5	6.5	16.0	27.3	35.3	20.5	
N of Valid	1010	815	960	764	3549	
N of Miss	47	192	95	54	388	

Table 233: Have you seen or heard information about underage drinking in the past 12 months from the following sources? Radio



Response	6	8	10	12	Total	
No	59.9	51.3	57.1	54.1	55.9	
Yes	40.1	48.7	42.9	45.9	44.1	
N of Valid	1013	817	975	772	3577	
N of Miss	44	190	80	46	360	

Table 234: Have you seen or heard information about underage drinking in the past 12 months from the following sources? TV.



Response	6	8	10	12	Total	
No	31.0	28.4	29.1	27.7	29.2	
Yes	69.0	71.6	70.9	72.3	70.8	
N of Valid	1013	819	976	775	3583	
N of Miss	44	188	79	43	354	

Table 235: Have you seen or heard information about underage drinking in the past 12 months from the following sources? Print. This includes information on underage drinking you may have seen in the newspaper, on a billboard, in pamphlets, on stickers, etc.



Response	6	8	10	12	Total	
No	47.5	47.3	47.6	44.4	46.8	
Yes	52.5	52.7	52.4	55.6	53.2	
N of Valid	1011	812	976	774	3573	
N of Miss	46	195	79	44	364	

Table 236: Have you seen or heard information about underage drinking in the past 12 months from the following sources? Website or social media? (Facebook, Myspace, website, etc.)



Response	6	8	10	12	Total	
No	54.6	43.9	44.3	44.0	47.0	
Yes	45.4	56.1	55.7	56.0	53.0	
N of Valid	1010	815	974	775	3574	
N of Miss	47	192	81	43	363	

Table 237: The next questions ask about your opinions of the information you saw or heard. If you have seen or heard more than one ad, please think about your favorite ad when answering these questions. The information about underage drinking that I saw or heard was convincing.






Response	6	8	10	12	Total	
NO!	23.6	19.9	16.1	13.1	18.4	
no	6.5	12.1	20.9	23.7	15.4	
yes	20.2	28.5	33.9	35.4	29.1	
YES!	28.2	21.9	15.3	13.7	20.1	
I have not seen or heard any ads about underage drinking in the past 12 months.	21.6	17.6	13.8	14.1	16.9	
N of Valid	1001	811	968	773	3553	
N of Miss	56	196	87	45	384	

Table 238: The next questions ask about your opinions of the information you saw or heard. If you have seen or heard more than one ad, please think about your favorite ad when answering these questions. The information about underage drinking that I saw or heard grabbed my attention.






Response	6	8	10	12	Total	
NO!	21.3	18.3	15.1	12.1	16.9	
no	10.5	18.0	24.1	25.2	19.1	
yes	19.2	23.0	30.9	34.0	26.5	
YES!	28.6	22.7	16.0	14.7	20.8	
I have not seen or heard any ads about underage drinking in the past 12 months.	20.5	18.0	13.9	14.1	16.7	
N of Valid	1007	807	968	771	3553	
N of Miss	50	200	87	47	384	

Table 239: The next questions ask about your opinions of the information you saw or heard. If you have seen or heard more than one ad, please think about your favorite ad when answering these questions. The information about underage drinking that I saw or heard said something important to me.


Response	6	8	10	12	Total	
NO!	20.2	18.1	14.4	14.4	16.9	
no	8.3	15.3	29.1	29.9	20.3	
yes	18.6	25.1	26.7	27.6	24.3	
YES!	32.9	23.5	15.2	13.7	21.8	
I have not seen or heard any ads about underage drinking in the past 12 months.	19.9	17.9	14.6	14.4	16.8	
N of Valid	1003	808	966	772	3549	
N of Miss	54	199	89	46	388	

Table 240: The next questions ask about your opinions of the information you saw or heard. If you have seen or heard more than one ad, please think about your favorite ad when answering these questions. Seeing or hearing this information about underage drinking made me want to stop or decrease my drinking.

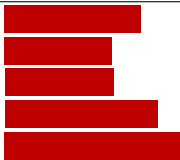

Response	6	8	10	12	Total	
NO!	20.4	20.0	19.9	19.2	19.9	
no	3.4	9.9	22.0	26.5	15.2	
yes	6.5	14.2	22.0	19.5	15.4	
YES!	31.2	25.6	16.5	16.6	22.6	
I have not seen or heard any ads about underage drinking in the past 12 months.	38.5	30.3	19.5	18.2	26.9	
N of Valid	940	776	944	759	3419	
N of Miss	117	231	111	59	518	

Table 241: How honest were you in filling out this survey?

Response	6	8	10	12	Total	
I was very honest	85.1	78.9	79.4	84.0	81.9	
I was honest pretty much of the time	13.3	17.0	15.8	13.9	15.0	
I was honest some of the time	1.4	2.9	3.4	1.5	2.3	
I was honest once in a while	0.2	1.2	1.3	0.5	0.8	
I was not honest at all	0.0	0.0	0.0	0.0	0.0	
N of Valid	1012	818	972	775	3577	
N of Miss	45	189	83	43	360	