

A background image showing a row of students in a classroom, sitting at desks and holding yellow pencils, ready to take a test or survey. The students are out of focus, with the focus on the foreground student's hands and pencil.

2017 APNA

Arkansas Prevention Needs Assessment Survey

**Saline County
Tables**

Arkansas Department of Human Services,
Division of Aging, Adults and Behavioral
Health Services
And
University of Arkansas at Little Rock
MidSOUTH Center for Prevention and Training

Conducted by International Survey Associates dba Pride Surveys

Contents

1	INTRODUCTION	11
2	PERCENTAGE TABLES	15

List of Frequency Distribution Tables

1	Gender	16
2	Age	16
3	Are you Hispanic or Latino?	16
4	What is your race? Black or African American	17
5	What is your race? Asian	17
6	What is your race? American Indian	17
7	What is your race? Alaska Native	17
8	What is your race? White	18
9	What is your race? Native Hawaiian or Other Pacific Islander	18
10	What is your race? Other	18
11	What is the highest level of schooling completed by your mother or father?	19
12	Think of where you live most of the time. Which of the following people live there with you? Mother	19
13	Think of where you live most of the time. Which of the following people live there with you? Stepmother	19
14	Think of where you live most of the time. Which of the following people live there with you? Foster Mother	20
15	Think of where you live most of the time. Which of the following people live there with you? Grandmother	20
16	Think of where you live most of the time. Which of the following people live there with you? Aunt	20
17	Think of where you live most of the time. Which of the following people live there with you? Father	20
18	Think of where you live most of the time. Which of the following people live there with you? Stepfather	21
19	Think of where you live most of the time. Which of the following people live there with you? Foster Father	21
20	Think of where you live most of the time. Which of the following people live there with you? Grandfather	21
21	Think of where you live most of the time. Which of the following people live there with you? Uncle	21
22	Think of where you live most of the time. Which of the following people live there with you? Other Adults	22
23	Think of where you live most of the time. Which of the following people live there with you? Brother(s)	22
24	Think of where you live most of the time. Which of the following people live there with you? Stepbrother(s)	22
25	Think of where you live most of the time. Which of the following people live there with you? Sister(s)	22
26	Think of where you live most of the time. Which of the following people live there with you? Stepsister(s)	23

27	Think of where you live most of the time. Which of the following people live there with you? Other Children	23
28	In my school, students have lots of chances to help decide things like class activities and rules.	23
29	Teachers ask me to work on special classroom projects.	23
30	My teacher(s) notices when I am doing a good job and lets me know about it.	24
31	There are lots of chances for students in my school to get involved in sports, clubs, and other school activities outside of class.	24
32	There are lots of chances for students in my school to talk with a teacher one-on-one.	24
33	I feel safe at my school.	25
34	The school lets my parents know when I have done something well.	25
35	My teachers praise me when I work hard in school.	25
36	Are your school grades better than the grades of most students in your class?	26
37	I have lots of chances to be part of class discussions or activities.	26
38	Now thinking back over the past year in school, how often did you: enjoy being in school?	26
39	Now thinking back over the past year in school, how often did you: hate being in school?	27
40	Now thinking back over the past year in school, how often did you: try to do your best work in school?	27
41	How often do you feel that the school work you are assigned is meaningful and important?	27
42	Putting them all together, what were your grades like last year?	28
43	How important do you think the things you are learning in school are going to be for your later life?	28
44	During the LAST FOUR WEEKS how many whole days of school have you missed because you skipped or "cut"?	28
45	What are the chances you would be seen as cool if you: smoked cigarettes?	29
46	What are the chances you would be seen as cool if you: worked hard at school?	29
47	What are the chances you would be seen as cool if you: began drinking alcoholic beverages regularly, that is, at least once or twice a month?	29
48	What are the chances you would be seen as cool if you: defended someone who was being bullied?	30
49	What are the chances you would be seen as cool if you: smoked marijuana?	30
50	What are the chances you would be seen as cool if you: carried a handgun?	30
51	What are the chances you would be seen as cool if you: used e-cigarettes, e-cigars or e-hookahs (vaping)?	31

52	What are the chances you would be seen as cool if you: bullied someone or cyber bullied someone?	31
53	Think of your four best friends (the friends you feel closest to). In the past year (12 months), how many of your best friends have: participated in clubs, organizations or activities at school?	31
54	Think of your four best friends (the friends you feel closest to). In the past year (12 months), how many of your best friends have: smoked cigarettes?	32
55	Think of your four best friends (the friends you feel closest to). In the past year (12 months), how many of your best friends have: tried beer, wine or hard liquor (for example, vodka, whiskey, or gin) when their parents didn't know about it?	32
56	Think of your four best friends (the friends you feel closest to). In the past year (12 months), how many of your best friends have: used e-cigarettes, e-cigars, or e-hookahs?	32
57	Think of your four best friends (the friends you feel closest to). In the past year (12 months), how many of your best friends have: used marijuana?	33
58	Think of your four best friends (the friends you feel closest to). In the past year (12 months), how many of your best friends have: used prescription drugs or non-prescription drugs for the purpose of getting high?	33
59	Think of your four best friends (the friends you feel closest to). In the past year (12 months), how many of your best friends have: used synthetic marijuana (K2, spice) or bath salts?	33
60	Think of your four best friends (the friends you feel closest to). In the past year (12 months), how many of your best friends have: used LSD, cocaine, amphetamines, or other illegal drugs?	34
61	Think of your four best friends (the friends you feel closest to). In the past year (12 months), how many of your best friends have: been bullied?	34
62	Think of your four best friends (the friends you feel closest to). In the past year (12 months), how many of your best friends have: been suspended from school?	34
63	Think of your four best friends (the friends you feel closest to). In the past year (12 months), how many of your best friends have: carried a handgun?	35
64	Think of your four best friends (the friends you feel closest to). In the past year (12 months), how many of your best friends have: sold illegal drugs?	35
65	Think of your four best friends (the friends you feel closest to). In the past year (12 months), how many of your best friends have: regularly attended religious services?	35

66	Think of your four best friends (the friends you feel closest to). In the past year (12 months), how many of your best friends have: stolen or tried to steal a motor vehicle such as a car or motorcycle?	36
67	Think of your four best friends (the friends you feel closest to). In the past year (12 months), how many of your best friends have: been arrested?	36
68	Think of your four best friends (the friends you feel closest to). In the past year (12 months), how many of your best friends have: dropped out of school?	36
69	Think of your four best friends (the friends you feel closest to). In the past year (12 months), how many of your best friends have: been members of a gang?	37
70	How old were you when you first: smoked marijuana?	37
71	How old were you when you first: smoked a cigarette, even just a puff?	38
72	How old were you when you first: had more than a sip or two of beer, wine or hard liquor (for example, vodka, whiskey, or gin)?	38
73	How old were you when you first: began drinking alcoholic beverages regularly, that is, at least once or twice a month?	39
74	How old were you when you first: used Pegaramide (peg, Peggy)?	39
75	How old were you when you first: got suspended from school?	40
76	How old were you when you first: got arrested?	40
77	How old were you when you first: carried a handgun?	41
78	How old were you when you first: used e-cigarettes, e-cigars, or e-hookahs (vaping)?	41
79	How old were you when you first: belonged to a gang?	42
80	How old were you when you first: used prescription drugs not prescribed to you?	42
81	How wrong do you think it is for someone your age to: take a handgun to school?	43
82	How wrong do you think it is for someone your age to: steal anything?	43
83	How wrong do you think it is for someone your age to: pick a fight with someone?	43
84	How wrong do you think it is for someone your age to: attack someone with the idea of seriously hurting them?	44
85	How wrong do you think it is for someone your age to: stay away from school all day when their parents think they are at school?	44
86	How wrong do you think it is for someone your age to: drink beer, wine or hard liquor (for example, vodka, whiskey, or gin) regularly?	44
87	How wrong do you think it is for someone your age to: smoke cigarettes?	45
88	How wrong do you think it is for someone your age to: smoke marijuana?	45

89	How wrong do you think it is for someone your age to: use prescription drugs or non-prescription drugs for the purpose of getting high?	45
90	How wrong do you think it is for someone your age to: use synthetic marijuana (K2, spice) or bath salts?	46
91	How wrong do you think it is for someone your age to: use LSD, cocaine, amphetamines or another illegal drug?	46
92	How wrong do you think it is for someone your age to: use e-cigarettes, e-cigars or e-hookahs (vaping)?	46
93	At school during the past 12 months, did you receive help from the resource teacher, speech therapist or other special education teacher?	47
94	How many times in the past year (12 months) have you: been suspended from school?	47
95	How many times in the past year (12 months) have you: carried a handgun?	47
96	How many times in the past year (12 months) have you: sold illegal drugs?	48
97	How many times in the past year (12 months) have you: stolen or tried to steal a motor vehicle such as a car or motorcycle?	48
98	How many times in the past year (12 months) have you: participated in clubs, organizations or activities at school?	48
99	How many times in the past year (12 months) have you: been arrested?	49
100	How many times in the past year (12 months) have you: attacked someone with the idea of seriously hurting them?	49
101	How many times in the past year (12 months) have you: been drunk or high at school?	49
102	How many times in the past year (12 months) have you: taken a handgun to school?	50
103	How many times in the past year (12 months) have you: used e-cigarettes, e-cigars, or e-hookahs (vaping)?	50
104	Are you currently on probation, or assigned a probation officer with Juvenile Court?	50
105	Have you ever belonged to a gang?	51
106	If you have ever belonged to a gang, did that gang have a name?	51
107	You are at a party at someone's house, and one of your friends offers you a drink containing alcohol. What would you say or do?	51
108	How often do you attend religious services or activities?	52
109	I think sometimes it's okay to cheat at school.	52
110	It is important to think before you act.	52
111	Sometimes I think that life is not worth it.	53
112	At times I think I am no good at all.	53
113	All in all, I am inclined to think that I am a failure.	53
114	In the past year, have you felt depressed or sad MOST days, even if you felt okay sometimes?	54
115	It is all right to beat up people if they start the fight.	54

116	I think it is okay to take something without asking if you can get away with it.	54
117	Where do you get the most information about living a drug and alcohol free life? Parents/guardians	55
118	Where do you get the most information about living a drug and alcohol free life? Friends	55
119	Where do you get the most information about living a drug and alcohol free life? Family members	55
120	Where do you get the most information about living a drug and alcohol free life? School	56
121	Where do you get the most information about living a drug and alcohol free life? Internet	56
122	Where do you get the most information about living a drug and alcohol free life? TV	56
123	Where do you get the most information about living a drug and alcohol free life? Social media	57
124	How much do you think people risk harming themselves (physically or in other ways) if they: smoked one or more packs of cigarettes per day?	57
125	How much do you think people risk harming themselves (physically or in other ways) if they: try marijuana once or twice?	57
126	How much do you think people risk harming themselves (physically or in other ways) if they: smoke marijuana once or twice a week?	58
127	How much do you think people risk harming themselves (physically or in other ways) if they: take one or two drinks of an alcoholic beverage (beer, wine, liquor) nearly every day?	58
128	How much do you think people risk harming themselves (physically or in other ways) if they: have five or more drinks of an alcoholic beverage once or twice a weekend?	58
129	How much do you think people risk harming themselves (physically or in other ways) if they: use prescription drugs that are not prescribed to them?	59
130	How much do you think people risk harming themselves (physically or in other ways) if they: use non-prescription drugs to get high?	59
131	How much do you think people risk harming themselves (physically or in other ways) if they: use e-cigarettes, e-cigars, or e-hookahs?	59
132	Have you ever used smokeless tobacco (chew, snuff, plug, dipping tobacco, or chewing tobacco)?	60
133	How often have you used smokeless tobacco during the past 30 days?	60
134	Have you ever smoked cigarettes?	60
135	How frequently have you smoked cigarettes during the past 30 days?	61
136	Which statement best describes rules about smoking inside your home or your family cars?	61
137	Have you ever used e-cigarettes, e-cigars, or e-hookahs (vaping)?	61

138	How frequently have you used e-cigarettes, e-cigars, or e-hookahs (vaping)?	62
139	During this school year, were you taught in any of your classes about the dangers of tobacco use?	62
140	During the past 12 months, have you participated in any community activities to discourage people your age from using cigarettes, chewing tobacco, snuff, dip or cigars, e-cigarettes, e-cigars, or e-hookahs?	62
141	Think back over the last two weeks. How many times have you had five or more alcoholic drinks in a row?	63
142	During the past 30 days, how many times did you ride in a car or other vehicle driven by someone who had been drinking alcohol or using drugs to get high?	63
143	During the past 30 days, how many times did you drive a car or other vehicle when you had been drinking alcohol or using drugs to get high?	63
144	If you drank alcohol (not just a sip or taste) in the past year, where did you usually drink it?	64
145	How do you feel about someone your age having one or two drinks of an alcoholic beverage nearly every day?	64
146	On how many occasions have you had alcoholic beverages (beer, wine or hard liquor) to drink in your lifetime - more than just a few sips?	64
147	On how many occasions have you drunk one or more drinks of an alcoholic beverage during the past 30 days?	65
148	On how many occasions have you used marijuana (grass, pot) or hashish (hash, hash oil) in your lifetime?	65
149	On how many occasions have you used marijuana (grass, pot) or hashish (hash, hash oil) during the past 30 days?	65
150	On how many occasions have you used LSD or other psychedelics in your lifetime?	66
151	On how many occasions have you used LSD or other psychedelics during the past 30 days?	66
152	On how many occasions have you used cocaine or crack in your lifetime?	66
153	On how many occasions have you used cocaine or crack during the past 30 days?	67
154	On how many occasions have you sniffed glue, breathed the contents of an aerosol spray can, or inhaled other gases or sprays, in order to get high in your lifetime?	67
155	On how many occasions have you sniffed glue, breathed the contents of an aerosol spray can, or inhaled other gases or sprays, in order to get high during the past 30 days?	67
156	On how many occasions have you used Pegaramide (peg, Peggy, etc.) in your lifetime?	68

157	On how many occasions have you used Pegaramide (peg, Peggy, etc.) during the past 30 days?	68
158	On how many occasions have you used synthetic marijuana (K2, spice) in your lifetime?	68
159	On how many occasions have you used synthetic marijuana (K2, spice) during the past 30 days?	69
160	On how many occasions have you used methamphetamines (meth, speed, crank, crystal meth) in your lifetime?	69
161	On how many occasions have you used methamphetamines (meth, speed, crank, crystal meth) in the past 30 days?	69
162	On how many occasions have you used other chemical products (bath salts, plant food, etc.) in your lifetime?	70
163	On how many occasions have you used other chemical products (bath salts, plant food, etc.) during the past 30 days?	70
164	On how many occasions have you used heroin or other opiates in your lifetime?	70
165	On how many occasions have you used heroin or other opiates during the past 30 days?	71
166	On how many occasions have you used MDMA ('X', 'E', or ecstasy) in your lifetime?	71
167	On how many occasions have you used MDMA ('X', 'E', or ecstasy) during the past 30 days?	71
168	On how many occasions have you taken prescription drugs (such as Valium, Xanax, Ritalin, Adderall, OxyContin, Tramadol, or sleeping pills) not prescribed to you in your lifetime?	72
169	On how many occasions have you taken prescription drugs (such as Valium, Xanax, Ritalin, Adderall, OxyContin, Tramadol, or sleeping pills) not prescribed to you during the past 30 days?	72
170	On how many occasions have you taken non-prescription medicines such as diet pills (for example, Dietac, Dexatrim or Prolamine), stay-awake pills (for example No-Doz, Vivarin, or Wake), or cough or cold medicines (robos, DXM, etc.) to get high in your lifetime?	72
171	On how many occasions have you taken non-prescription medicines such as diet pills (for example, Dietac, Dexatrim or Prolamine), stay-awake pills (for example No-Doz, Vivarin, or Wake), or cough or cold medicines (robos, DXM, etc.) to get high during the past 30 days?	73
172	On how many occasions have you been drunk or very high from drinking alcoholic beverages during the past 30 days?	73
173	On how many occasions have you drunk flavored alcoholic beverages, sometimes called 'alcopops' (like Mike's Hard Lemonade, Smirnoff Ice, Bacardi Breezers, etc.) in your lifetime?	73
174	On how many occasions have you drunk flavored alcoholic beverages, sometimes called 'alcopops' (like Mike's Hard Lemonade, Smirnoff Ice, Bacardi Breezers, etc.) during the past 30 days?	74

175	If you smoked cigarettes (not just a puff or drag) in the past year, how did you usually get them?	74
176	If you used e-cigarettes, e-cigars, or e-hookahs (not just a puff or drag) in the past year, how did you usually get them? - I did not use e-cigarettes, e-cigars, or e-hookahs in the past year	75
177	If you used e-cigarettes, e-cigars, or e-hookahs (not just a puff or drag) in the past year, how did you usually get them? - I bought them in a store such as a convenience store, supermarket, discount store, or gas station	75
178	If you used e-cigarettes, e-cigars, or e-hookahs (not just a puff or drag) in the past year, how did you usually get them? - I got them on the Internet	75
179	If you used e-cigarettes, e-cigars, or e-hookahs (not just a puff or drag) in the past year, how did you usually get them? - I got them at a store that sells electronic cigarettes, such as a "vape shop"	75
180	If you used e-cigarettes, e-cigars, or e-hookahs (not just a puff or drag) in the past year, how did you usually get them? - I got them from a family member	76
181	If you used e-cigarettes, e-cigars, or e-hookahs (not just a puff or drag) in the past year, how did you usually get them? - I got them from a friend	76
182	If you used e-cigarettes, e-cigars, or e-hookahs (not just a puff or drag) in the past year, how did you usually get them? - A stranger got them for me	76
183	If you used e-cigarettes, e-cigars, or e-hookahs (not just a puff or drag) in the past year, how did you usually get them? - I took them from a store or shop	76
184	If you used e-cigarettes, e-cigars, or e-hookahs (not just a puff or drag) in the past year, how did you usually get them? - I got them some other way	77
185	If you used marijuana (grass, pot) (not just a puff or drag) in the past year, how did you usually get it? - I did not use marijuana (grass, pot) in the past year	77
186	If you used marijuana (grass, pot) (not just a puff or drag) in the past year, how did you usually get it? - I bought it myself	77
187	If you used marijuana (grass, pot) (not just a puff or drag) in the past year, how did you usually get it? - I got it from someone at school	77
188	If you used marijuana (grass, pot) (not just a puff or drag) in the past year, how did you usually get it? - I got it from someone with a medical marijuana card	78
189	If you used marijuana (grass, pot) (not just a puff or drag) in the past year, how did you usually get it? - I got it from my brother or sister	78

190	If you used marijuana (grass, pot) (not just a puff or drag) in the past year, how did you usually get it? - I got it from another relative	78
191	If you used marijuana (grass, pot) (not just a puff or drag) in the past year, how did you usually get it? - Other	78
192	If you drank alcohol (not just a sip or taste) in the past year, how did you usually get it?	79
193	If you used prescription drugs or over the counter drugs without a doctor telling you to use it or for the purpose of getting high, where did you get these drugs? - Did not use	79
194	If you used prescription drugs or over the counter drugs without a doctor telling you to use it or for the purpose of getting high, where did you get these drugs? - Bought or took from store or shop	80
195	If you used prescription drugs or over the counter drugs without a doctor telling you to use it or for the purpose of getting high, where did you get these drugs? - Got from parents with permission	80
196	If you used prescription drugs or over the counter drugs without a doctor telling you to use it or for the purpose of getting high, where did you get these drugs? - Got from home without permission	80
197	If you used prescription drugs or over the counter drugs without a doctor telling you to use it or for the purpose of getting high, where did you get these drugs? - Got from relative with permission	80
198	If you used prescription drugs or over the counter drugs without a doctor telling you to use it or for the purpose of getting high, where did you get these drugs? - Got from relative without permission	81
199	If you used prescription drugs or over the counter drugs without a doctor telling you to use it or for the purpose of getting high, where did you get these drugs? - Got from friend's home with permission	81
200	If you used prescription drugs or over the counter drugs without a doctor telling you to use it or for the purpose of getting high, where did you get these drugs? - Got from friend's home without permission	81
201	If you used prescription drugs or over the counter drugs without a doctor telling you to use it or for the purpose of getting high, where did you get these drugs? - Got from friend at school	81
202	If you used prescription drugs or over the counter drugs without a doctor telling you to use it or for the purpose of getting high, where did you get these drugs? - Got from friend at party	82
203	If you used prescription drugs or over the counter drugs without a doctor telling you to use it or for the purpose of getting high, where did you get these drugs? - Got from friend, elsewhere	82
204	If you used prescription drugs or over the counter drugs without a doctor telling you to use it or for the purpose of getting high, where did you get these drugs? - Got from internet sale	82
205	During the last month, about how many marijuana cigarettes, or the equivalent, did you smoke a day, on the average?	83

206	How wrong do your friends feel it would be for YOU to: have one or two drinks of an alcoholic beverage nearly every day?	83
207	How wrong do your friends feel it would be for YOU to: smoke tobacco?	83
208	How wrong do your friends feel it would be for YOU to: smoke marijuana?	84
209	How wrong do your friends feel it would be for YOU to: use prescription drugs not prescribed to you?	84
210	How wrong would most adults (over 21) in your neighborhood think it is for kids your age: to use marijuana?	84
211	How wrong would most adults (over 21) in your neighborhood think it is for kids your age: to drink alcohol?	85
212	How wrong would most adults (over 21) in your neighborhood think it is for kids your age: to smoke cigarettes?	85
213	How much do each of the following statements describe your neighborhood? crime and/or drug selling	85
214	How much do each of the following statements describe your neighborhood? fights	86
215	How much do each of the following statements describe your neighborhood? lots of empty or abandoned buildings	86
216	How much do each of the following statements describe your neighborhood? lots of graffiti	86
217	I feel safe in my neighborhood.	87
218	If a kid smoked marijuana in your neighborhood would he or she be caught by the police?	87
219	If a kid drank some beer, wine or hard liquor (for example, vodka, whiskey, or gin) in your neighborhood would he or she be caught by the police?	87
220	If a kid carried a handgun in your neighborhood would he or she be caught by the police?	88
221	If you wanted to get some cigarettes, how easy would it be for you to get some?	88
222	If you wanted to get some beer, wine or hard liquor (for example, vodka, whiskey, or gin), how easy would it be for you to get some?	88
223	If you wanted to get a drug like cocaine, LSD, or amphetamines, how easy would it be for you to get some?	89
224	If you wanted to get a handgun, how easy would it be for you to get one?	89
225	If you wanted to get some marijuana, how easy would it be for you to get some?	89
226	If you wanted to get prescription drugs for the purpose of getting high, how easy would it be for you to get some?	90
227	If you wanted to get synthetic marijuana such as K2 or chemical products such as bath salts to get high, how easy would it be for you to get some?	90

228	If you wanted to get steroids to use or to enhance athletic performance, how easy would it be for you to get some?	90
229	If you wanted to get e-cigarettes, e-cigars, or e-hookahs, how easy would it be for you to get some?	91
230	During the past 12 months, have you participated in any alcohol prevention programs or seen any alcohol prevention messages in your school or community? Yes, a school-based program focused on preventing underage drinking and/or drinking and driving.	91
231	During the past 12 months, have you participated in any alcohol prevention programs or seen any alcohol prevention messages in your school or community? Yes, a community-based program focused on preventing underage drinking and/or drinking and driving (for example, through your church or temple or through youth groups like Boys and Girls Club or 4-H).	91
232	During the past 12 months, have you participated in any alcohol prevention programs or seen any alcohol prevention messages in your school or community? Yes, a media campaign addressing underage drinking and/or drinking and driving (for example, newspaper ads, posters, pamphlets, radio, TV).	92
233	During the past 12 months, have you participated in any alcohol prevention programs or seen any alcohol prevention messages in your school or community? No	92
234	How wrong do your parents feel it would be for YOU to: have one or two drinks of an alcoholic beverage nearly every day?	92
235	How wrong do your parents feel it would be for YOU to: smoke tobacco?	92
236	How wrong do your parents feel it would be for YOU to: smoke marijuana?	93
237	How wrong do your parents feel it would be for YOU to: use prescription drugs not prescribed to you?	93
238	How wrong do your parents feel it would be for YOU to: steal something?	93
239	How wrong do your parents feel it would be for YOU to: draw graffiti, write things, or draw pictures on buildings or other property (without the owner's permission)?	94
240	How wrong do your parents feel it would be for YOU to: pick a fight with someone?	94
241	During the past 12 months, have you talked with at least one of your parents about the dangers of underage drinking and/or drinking and driving? By parents, we mean either your biological parents, adoptive parents, stepparents, or adult guardians - whether or not they live with you.	94
242	The rules in my family are clear.	95
243	People in my family have serious arguments about the same things, and often insult or yell at each other.	95

244	When I am not at home, one of my parents knows where I am and who I am with.	95
245	My family has clear rules about alcohol and drug use.	96
246	If you skipped school would you be caught by your parents?	96
247	My parents ask if I've gotten my homework done.	96
248	Would your parents know if you did not come home on time?	97
249	Do you know how to properly dispose of leftover prescription drugs?	97
250	Have any of your brothers or sisters ever: drunk beer, wine or hard liquor (for example, vodka, whiskey or gin)?	97
251	Have any of your brothers or sisters ever: smoked marijuana?	97
252	Have any of your brothers or sisters ever: smoked cigarettes?	98
253	Have any of your brothers or sisters ever: taken a handgun to school?	98
254	Have any of your brothers or sisters ever: been suspended or expelled from school?	98
255	Have any of your brothers or sisters ever: used e-cigarettes, e-cigars or e-hookahs (vaping)?	98
256	Have any of your brothers or sisters ever: used prescription drugs not prescribed to him/her?	99
257	Have you changed homes in the past year (the last 12 months)?	99
258	How many times have you changed homes since kindergarten?	99
259	Have you changed schools (including changing from elementary to middle and middle to high school) in the past year?	99
260	How many times have you changed schools since kindergarten (including changing from elementary to middle and middle to high school)?	100
261	Has anyone in your family ever had severe alcohol or drug problems?	100
262	About how many adults (over 21) have you known personally who in the past year have: used marijuana, crack, cocaine, or other drugs?	100
263	About how many adults (over 21) have you known personally who in the past year have: sold or dealt drugs?	101
264	About how many adults (over 21) have you known personally who in the past year have: done other things that could get them in trouble with the police, like stealing, selling stolen goods, mugging or assaulting others, etc.?	101
265	About how many adults (over 21) have you known personally who in the past year have: gotten drunk or high?	101
266	How honest were you in filling out this survey?	102

List of Figures

1	Grade Chart	12
2	Gender Chart	13
3	Age Chart	14

1 INTRODUCTION

This report was generated from data collected on the *2017 Arkansas Prevention Needs Assessment Student Survey*. This report contains basic frequency tables of all data collected and graphs on the selected demographic variables of grade, gender and age.

Questions regarding the information found in this report can be directed to:

International Survey Associates dba Pride Surveys

Mr. Jay Gleaton

2140 Newmarket Parkway

Suite 116

Marietta, GA 30067

Telephone: (800) 279-6361

Fax: (770) 726-9327

Website: <http://www.pridesurveys.com>

Grade Chart

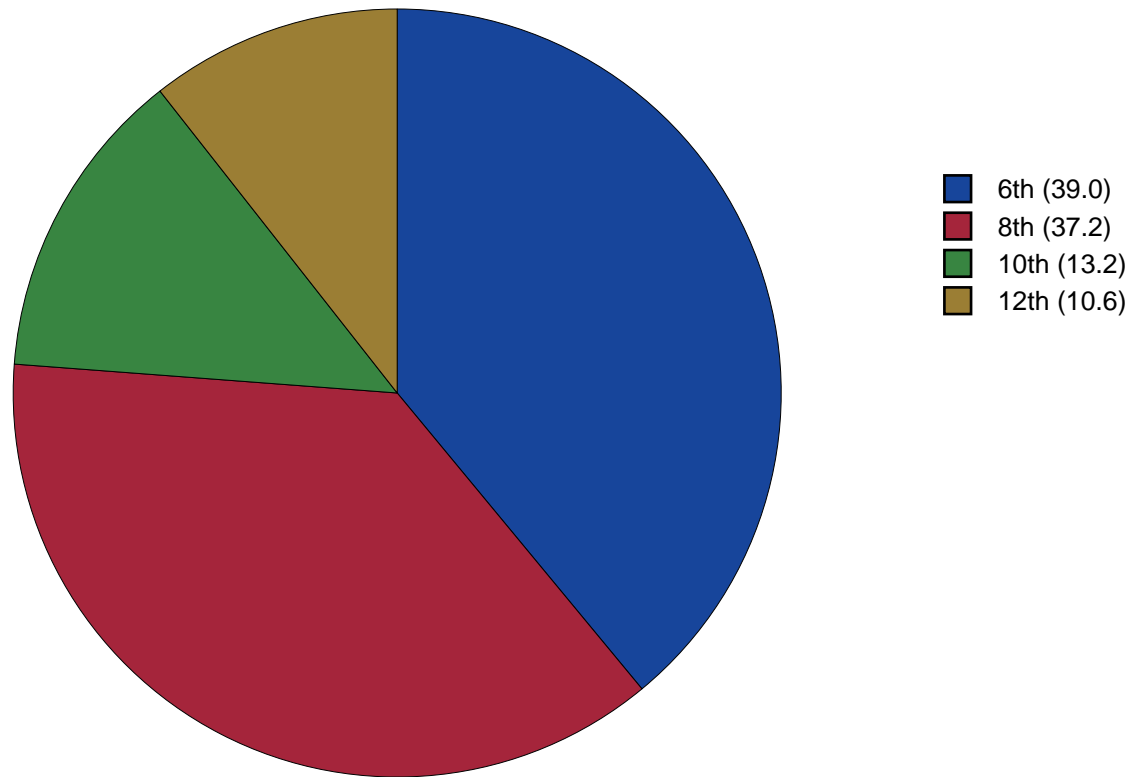


Figure 1: Grade Chart

Gender Chart

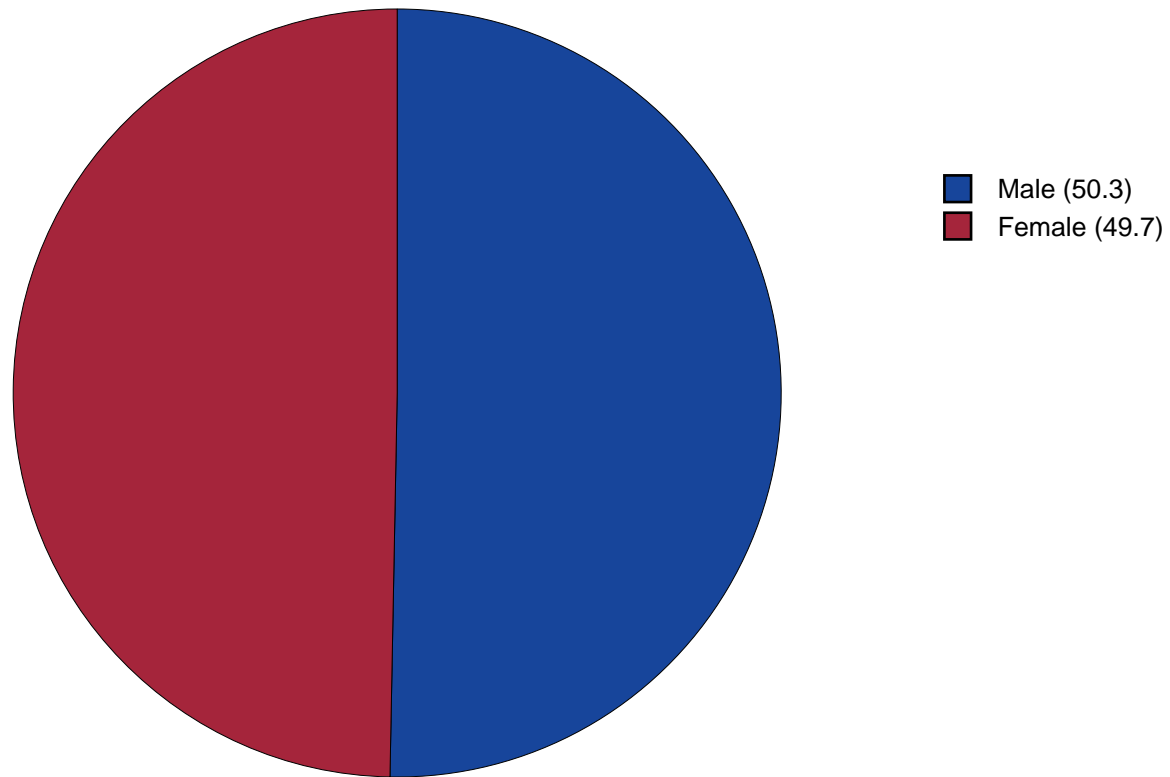


Figure 2: Gender Chart

Age Chart

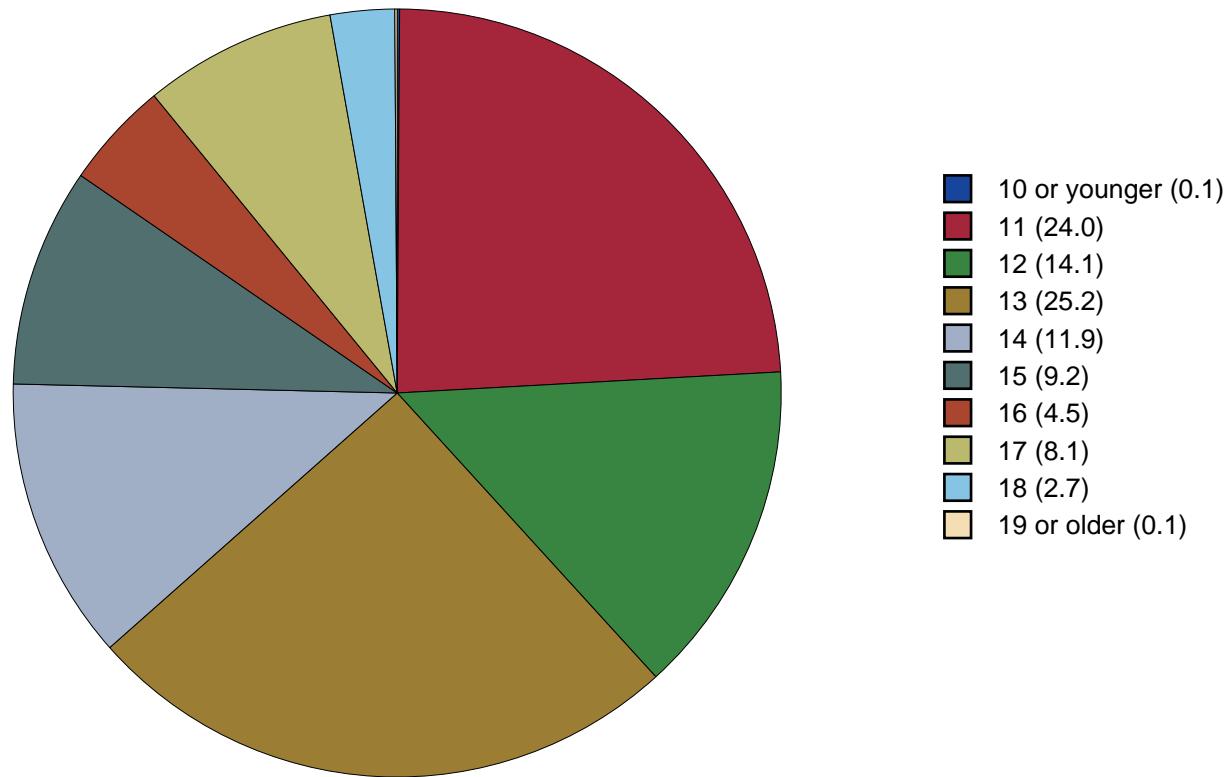


Figure 3: Age Chart

2 PERCENTAGE TABLES

The following tables contain frequency distribution detailing how your students responded to each question on the survey. The tables appear in the same order as the questions on the survey. The tables include breakdowns by grade level as well as overall percentages. The *N of Valid* row is a frequency count of the number of valid responses to each question for each grade and overall. The *N of Miss* row is a frequency count of the number of invalid (marked more than one response) or missing (i.e. did not respond) responses to each question for each grade and overall.

For the questions that allowed more than one response (i.e. race, live with, etc.) each response becomes a separate table. If a student did not mark the response, that was counted as a NO response, and if they did mark the response, that was counted as a YES response. Since a non response is a valid response for these questions, the *N of Miss* will always be zero for these questions.

Table 1: Gender



Response	6	8	10	12	Total	
Male	50.1	52.5	49.8	43.2	50.3	
Female	49.9	47.5	50.2	56.8	49.7	
N of Valid	917	859	301	229	2306	
N of Miss	23	36	16	27	102	

Table 2: Age











Response	6	8	10	12	Total	
10 or younger	0.3	0.0	0.0	0.0	0.1	
11	61.7	0.0	0.0	0.0	24.0	
12	36.0	0.1	0.0	0.0	14.1	
13	2.0	65.8	0.0	0.0	25.2	
14	0.0	32.0	0.3	0.0	11.9	
15	0.0	2.1	63.7	0.0	9.2	
16	0.0	0.0	33.4	0.4	4.5	
17	0.0	0.0	2.5	73.0	8.1	
18	0.0	0.0	0.0	25.4	2.7	
19 or older	0.0	0.0	0.0	1.2	0.1	
N of Valid	937	894	317	256	2404	
N of Miss	3	1	0	0	4	

Table 3: Are you Hispanic or Latino?



Response	6	8	10	12	Total	
No	84.9	86.2	88.2	91.6	86.6	
Yes	15.1	13.8	11.8	8.4	13.4	
N of Valid	910	877	313	250	2350	
N of Miss	30	18	4	6	58	

Table 4: What is your race? Black or African American



Response	6	8	10	12	Total	
No	85.6	84.1	89.5	90.0	86.0	
Yes	14.4	15.9	10.5	10.0	14.0	
N of Valid	926	887	315	250	2378	
N of Miss	0	0	0	0	0	

Table 5: What is your race? Asian



Response	6	8	10	12	Total	
No	98.4	96.4	98.7	99.6	97.8	
Yes	1.6	3.6	1.3	0.4	2.2	
N of Valid	926	887	315	250	2378	
N of Miss	0	0	0	0	0	

Table 6: What is your race? American Indian



Response	6	8	10	12	Total	
No	92.1	94.6	95.6	97.6	94.1	
Yes	7.9	5.4	4.4	2.4	5.9	
N of Valid	926	887	315	250	2378	
N of Miss	0	0	0	0	0	

Table 7: What is your race? Alaska Native



Response	6	8	10	12	Total	
No	99.8	99.8	99.4	100.0	99.7	
Yes	0.2	0.2	0.6	0.0	0.3	
N of Valid	926	887	315	250	2378	
N of Miss	0	0	0	0	0	

Table 8: What is your race? White



Response	6	8	10	12	Total	
No	27.2	26.4	14.9	13.2	23.8	
Yes	72.8	73.6	85.1	86.8	76.2	
N of Valid	926	887	315	250	2378	
N of Miss	0	0	0	0	0	

Table 9: What is your race? Native Hawaiian or Other Pacific Islander



Response	6	8	10	12	Total	
No	99.5	98.5	99.0	99.2	99.0	
Yes	0.5	1.5	1.0	0.8	1.0	
N of Valid	926	887	315	250	2378	
N of Miss	0	0	0	0	0	

Table 10: What is your race? Other



Response	6	8	10	12	Total	
No	82.9	85.6	92.4	94.4	86.4	
Yes	17.1	14.4	7.6	5.6	13.6	
N of Valid	926	887	315	250	2378	
N of Miss	0	0	0	0	0	

Table 11: What is the highest level of schooling completed by your mother or father?

Response	6	8	10	12	Total
Completed grade school or less	2.7	3.4	0.6	0.4	2.4
Some high school	2.4	2.8	7.3	12.5	4.3
Completed high school	7.9	10.8	10.7	12.1	9.8
Some college	9.7	13.7	16.7	18.0	13.0
Completed college	31.0	31.3	35.6	33.6	32.0
Graduate or professional school after college	18.0	17.3	18.6	18.0	17.8
Don't know	27.0	19.3	9.1	4.3	19.3
Does not apply	1.3	1.4	1.3	1.2	1.3
N of Valid	926	888	317	256	2387
N of Miss	14	7	0	0	21

Table 12: Think of where you live most of the time. Which of the following people live there with you? Mother

Response	6	8	10	12	Total
No	10.4	11.8	11.7	11.0	11.1
Yes	89.6	88.2	88.3	89.0	88.9
N of Valid	936	892	317	255	2400
N of Miss	0	0	0	0	0

Table 13: Think of where you live most of the time. Which of the following people live there with you? Stepmother

Response	6	8	10	12	Total
No	94.6	92.0	92.7	95.3	93.5
Yes	5.4	8.0	7.3	4.7	6.5
N of Valid	936	892	317	255	2400
N of Miss	0	0	0	0	0

Table 14: Think of where you live most of the time. Which of the following people live there with you? Foster Mother



Response	6	8	10	12	Total	
No	99.6	99.2	99.1	100.0	99.4	
Yes	0.4	0.8	0.9	0.0	0.6	
N of Valid	936	892	317	255	2400	
N of Miss	0	0	0	0	0	

Table 15: Think of where you live most of the time. Which of the following people live there with you? Grandmother



Response	6	8	10	12	Total	
No	89.5	89.6	88.6	93.7	89.9	
Yes	10.5	10.4	11.4	6.3	10.1	
N of Valid	936	892	317	255	2400	
N of Miss	0	0	0	0	0	

Table 16: Think of where you live most of the time. Which of the following people live there with you? Aunt



Response	6	8	10	12	Total	
No	95.6	97.0	97.5	99.6	96.8	
Yes	4.4	3.0	2.5	0.4	3.2	
N of Valid	936	892	317	255	2400	
N of Miss	0	0	0	0	0	

Table 17: Think of where you live most of the time. Which of the following people live there with you? Father



Response	6	8	10	12	Total	
No	31.4	36.1	34.4	38.4	34.3	
Yes	68.6	63.9	65.6	61.6	65.7	
N of Valid	936	892	317	255	2400	
N of Miss	0	0	0	0	0	

Table 18: Think of where you live most of the time. Which of the following people live there with you? Stepfather



Response	6	8	10	12	Total	
No	86.4	85.1	86.4	84.3	85.7	
Yes	13.6	14.9	13.6	15.7	14.3	
N of Valid	936	892	317	255	2400	
N of Miss	0	0	0	0	0	

Table 19: Think of where you live most of the time. Which of the following people live there with you? Foster Father



Response	6	8	10	12	Total	
No	99.7	99.4	99.4	100.0	99.6	
Yes	0.3	0.6	0.6	0.0	0.4	
N of Valid	936	892	317	255	2400	
N of Miss	0	0	0	0	0	

Table 20: Think of where you live most of the time. Which of the following people live there with you? Grandfather



Response	6	8	10	12	Total	
No	93.5	94.3	94.6	97.3	94.3	
Yes	6.5	5.7	5.4	2.7	5.7	
N of Valid	936	892	317	255	2400	
N of Miss	0	0	0	0	0	

Table 21: Think of where you live most of the time. Which of the following people live there with you? Uncle



Response	6	8	10	12	Total	
No	96.4	96.6	98.7	100.0	97.2	
Yes	3.6	3.4	1.3	0.0	2.8	
N of Valid	936	892	317	255	2400	
N of Miss	0	0	0	0	0	

Table 22: Think of where you live most of the time. Which of the following people live there with you? Other Adults



Response	6	8	10	12	Total	
No	97.0	97.8	96.8	98.8	97.5	
Yes	3.0	2.2	3.2	1.2	2.5	
N of Valid	936	892	317	255	2400	
N of Miss	0	0	0	0	0	

Table 23: Think of where you live most of the time. Which of the following people live there with you? Brother(s)



Response	6	8	10	12	Total	
No	51.4	50.3	55.2	59.6	52.4	
Yes	48.6	49.7	44.8	40.4	47.6	
N of Valid	936	892	317	255	2400	
N of Miss	0	0	0	0	0	

Table 24: Think of where you live most of the time. Which of the following people live there with you? Stepbrother(s)



Response	6	8	10	12	Total	
No	95.3	93.5	95.6	94.9	94.6	
Yes	4.7	6.5	4.4	5.1	5.4	
N of Valid	936	892	317	255	2400	
N of Miss	0	0	0	0	0	

Table 25: Think of where you live most of the time. Which of the following people live there with you? Sister(s)



Response	6	8	10	12	Total	
No	54.3	50.8	54.6	56.1	53.2	
Yes	45.7	49.2	45.4	43.9	46.8	
N of Valid	936	892	317	255	2400	
N of Miss	0	0	0	0	0	

Table 26: Think of where you live most of the time. Which of the following people live there with you? Stepsister(s)

Response	6	8	10	12	Total	
No	94.7	93.5	96.2	96.5	94.6	
Yes	5.3	6.5	3.8	3.5	5.4	
N of Valid	936	892	317	255	2400	
N of Miss	0	0	0	0	0	

Table 27: Think of where you live most of the time. Which of the following people live there with you? Other Children

Response	6	8	10	12	Total	
No	95.0	95.0	97.5	97.3	95.5	
Yes	5.0	5.0	2.5	2.7	4.5	
N of Valid	936	892	317	255	2400	
N of Miss	0	0	0	0	0	

Table 28: In my school, students have lots of chances to help decide things like class activities and rules.

Response	6	8	10	12	Total	
NO!	9.2	10.4	15.9	20.6	11.8	
no	39.9	38.7	37.8	34.5	38.6	
yes	45.7	43.8	39.7	37.3	43.3	
YES!	5.2	7.0	6.7	7.5	6.3	
N of Valid	924	881	315	252	2372	
N of Miss	16	14	2	4	36	

Table 29: Teachers ask me to work on special classroom projects.

Response	6	8	10	12	Total	
NO!	12.3	10.9	6.4	9.1	10.7	
no	46.2	46.9	45.5	40.9	45.8	
yes	34.3	36.1	43.6	42.5	37.1	
YES!	7.1	6.2	4.5	7.5	6.5	
N of Valid	924	875	314	252	2365	
N of Miss	16	20	3	4	43	

Table 30: My teacher(s) notices when I am doing a good job and lets me know about it.

Response	6	8	10	12	Total
NO!	5.6	6.8	7.4	5.6	6.3
no	22.9	26.9	37.6	36.8	27.8
yes	50.5	51.8	43.1	47.2	49.7
YES!	21.0	14.5	11.9	10.4	16.2
N of Valid	916	874	311	250	2351
N of Miss	24	21	6	6	57

Table 31: There are lots of chances for students in my school to get involved in sports, clubs, and other school activities outside of class.

Response	6	8	10	12	Total
NO!	3.1	1.1	1.3	0.8	1.9
no	10.6	5.2	5.1	8.0	7.6
yes	40.4	36.1	41.1	42.8	39.2
YES!	45.8	57.5	52.5	48.4	51.3
N of Valid	923	880	314	250	2367
N of Miss	17	15	3	6	41

Table 32: There are lots of chances for students in my school to talk with a teacher one-on-one.

Response	6	8	10	12	Total
NO!	3.0	3.9	3.2	2.4	3.3
no	19.5	19.1	17.5	21.4	19.3
yes	47.1	49.0	54.6	55.6	49.7
YES!	30.4	28.1	24.8	20.6	27.8
N of Valid	924	876	315	252	2367
N of Miss	16	19	2	4	41

Table 33: I feel safe at my school.

Response	6	8	10	12	Total	
NO!	2.4	5.1	5.4	4.0	4.0	
no	6.5	13.8	13.5	13.6	10.9	
yes	41.7	52.2	58.7	56.4	49.4	
YES!	49.4	29.0	22.4	26.0	35.7	
N of Valid	911	870	312	250	2343	
N of Miss	29	25	5	6	65	

Table 34: The school lets my parents know when I have done something well.

Response	6	8	10	12	Total	
NO!	11.9	23.5	26.8	25.1	19.6	
no	37.9	44.6	54.6	57.4	44.7	
yes	35.9	24.4	15.3	14.3	26.6	
YES!	14.2	7.5	3.2	3.2	9.1	
N of Valid	921	872	313	251	2357	
N of Miss	19	23	4	5	51	

Table 35: My teachers praise me when I work hard in school.

Response	6	8	10	12	Total	
NO!	14.1	14.9	18.1	14.2	15.0	
no	38.1	42.8	49.2	47.6	42.3	
yes	38.2	33.7	28.6	33.3	34.7	
YES!	9.6	8.6	4.1	4.9	8.0	
N of Valid	906	870	315	246	2337	
N of Miss	34	25	2	10	71	

Table 36: Are your school grades better than the grades of most students in your class?

Response	6	8	10	12	Total
NO!	3.7	5.6	7.0	6.3	5.1
no	28.1	29.1	33.0	31.0	29.4
yes	50.9	53.4	46.7	50.0	51.1
YES!	17.3	12.0	13.3	12.7	14.3
N of Valid	912	877	315	252	2356
N of Miss	28	18	2	4	52

Table 37: I have lots of chances to be part of class discussions or activities.

Response	6	8	10	12	Total
NO!	3.5	2.2	3.8	1.6	2.8
no	15.5	16.4	14.0	15.1	15.6
yes	49.8	56.6	64.0	68.3	56.2
YES!	31.2	24.9	18.2	15.1	25.4
N of Valid	923	877	314	252	2366
N of Miss	17	18	3	4	42

Table 38: Now thinking back over the past year in school, how often did you: enjoy being in school?

Response	6	8	10	12	Total
Never	4.6	7.1	12.5	9.1	7.1
Seldom	11.3	17.2	20.1	24.2	16.0
Sometimes	33.1	38.2	41.2	35.7	36.3
Often	25.9	24.9	19.5	28.2	24.9
Almost always	25.0	12.7	6.7	2.8	15.6
N of Valid	927	885	313	252	2377
N of Miss	13	10	4	4	31

Table 39: Now thinking back over the past year in school, how often did you: hate being in school?

Response	6	8	10	12	Total
Never	14.1	7.1	2.9	2.4	8.7
Seldom	34.2	28.3	20.5	17.3	28.4
Sometimes	27.8	34.7	30.8	43.0	32.4
Often	13.6	19.1	29.8	23.7	18.9
Almost always	10.3	10.8	16.0	13.7	11.6
N of Valid	918	876	312	249	2355
N of Miss	22	19	5	7	53

Table 40: Now thinking back over the past year in school, how often did you: try to do your best work in school?

Response	6	8	10	12	Total
Never	0.1	0.6	0.6	0.0	0.3
Seldom	0.5	1.3	3.8	1.6	1.4
Sometimes	4.2	11.0	13.1	23.0	9.9
Often	17.5	33.2	34.7	33.7	27.3
Almost always	77.6	54.0	47.8	41.7	61.0
N of Valid	920	876	314	252	2362
N of Miss	20	19	3	4	46

Table 41: How often do you feel that the school work you are assigned is meaningful and important?

Response	6	8	10	12	Total
Never	2.5	4.4	7.6	8.0	4.5
Seldom	6.5	18.4	24.8	25.9	15.4
Sometimes	23.9	33.4	41.7	42.2	31.7
Often	35.0	29.0	18.5	19.5	28.9
Almost always	32.1	14.8	7.3	4.4	19.5
N of Valid	925	884	314	251	2374
N of Miss	15	11	3	5	34

Table 42: Putting them all together, what were your grades like last year?

Response	6	8	10	12	Total
Mostly F's	1.1	0.7	0.3	0.0	0.7
Mostly D's	1.4	2.6	3.2	0.8	2.0
Mostly C's	7.2	11.5	10.8	13.5	10.0
Mostly B's	32.3	34.6	37.1	40.9	34.7
Mostly A's	57.9	50.6	48.6	44.8	52.6
N of Valid	925	887	315	252	2379
N of Miss	15	8	2	4	29




Table 43: How important do you think the things you are learning in school are going to be for your later life?

Response	6	8	10	12	Total
Very important	41.8	20.1	11.1	9.2	26.2
Quite important	31.6	27.3	18.4	16.3	26.6
Fairly important	19.1	30.4	34.9	38.6	27.5
Slightly important	6.2	18.0	26.3	30.3	15.8
Not at all important	1.3	4.2	9.2	5.6	3.9
N of Valid	928	887	315	251	2381
N of Miss	12	8	2	5	27

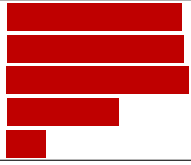


Table 44: During the LAST FOUR WEEKS how many whole days of school have you missed because you skipped or "cut"?

Response	6	8	10	12	Total
None	67.5	71.2	72.4	50.8	67.7
1	14.0	10.4	14.9	28.6	14.3
2	8.2	6.3	4.4	10.7	7.3
3	5.1	6.4	4.8	4.8	5.5
4-5	4.0	4.3	2.2	3.2	3.8
6-10	1.0	0.7	1.0	1.6	0.9
11 or more	0.3	0.7	0.3	0.4	0.5
N of Valid	928	885	315	252	2380
N of Miss	12	10	2	4	28

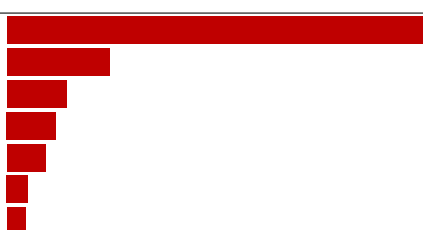


Table 45: What are the chances you would be seen as cool if you: smoked cigarettes?






Response	6	8	10	12	Total	
No or very little chance	88.9	74.5	67.8	63.7	78.1	
Little chance	5.8	12.7	15.6	18.5	11.0	
Some chance	2.3	7.8	10.5	11.3	6.4	
Pretty good chance	2.0	4.2	3.8	4.0	3.3	
Very good chance	1.0	0.8	2.2	2.4	1.2	
N of Valid	911	875	314	248	2348	
N of Miss	29	20	3	8	60	

Table 46: What are the chances you would be seen as cool if you: worked hard at school?






Response	6	8	10	12	Total	
No or very little chance	4.8	8.8	11.2	9.7	7.7	
Little chance	8.4	15.3	21.2	21.1	14.0	
Some chance	14.2	22.8	26.9	29.6	20.7	
Pretty good chance	30.7	29.1	23.1	24.3	28.4	
Very good chance	41.9	24.0	17.6	15.4	29.2	
N of Valid	909	872	312	247	2340	
N of Miss	31	23	5	9	68	

Table 47: What are the chances you would be seen as cool if you: began drinking alcoholic beverages regularly, that is, at least once or twice a month?






Response	6	8	10	12	Total	
No or very little chance	85.9	68.5	53.2	44.5	70.7	
Little chance	7.4	15.6	15.6	17.4	12.6	
Some chance	2.5	8.6	12.7	15.0	7.4	
Pretty good chance	2.1	5.9	12.4	18.2	6.6	
Very good chance	2.1	1.4	6.1	4.9	2.6	
N of Valid	913	876	314	247	2350	
N of Miss	27	19	3	9	58	

Table 48: What are the chances you would be seen as cool if you: defended someone who was being bullied?






Response	6	8	10	12	Total	
No or very little chance	7.5	10.2	8.3	8.1	8.7	
Little chance	10.6	14.4	18.3	16.2	13.7	
Some chance	19.2	24.8	29.8	30.4	23.9	
Pretty good chance	27.8	24.8	25.3	26.7	26.2	
Very good chance	34.9	25.8	18.3	18.6	27.5	
N of Valid	903	872	312	247	2334	
N of Miss	37	23	5	9	74	

Table 49: What are the chances you would be seen as cool if you: smoked marijuana?






Response	6	8	10	12	Total	
No or very little chance	89.9	68.3	54.8	48.0	72.7	
Little chance	4.8	11.3	11.9	13.8	9.1	
Some chance	1.8	9.0	14.7	14.2	7.5	
Pretty good chance	1.2	6.4	9.9	13.4	5.6	
Very good chance	2.3	5.1	8.7	10.6	5.0	
N of Valid	908	871	312	246	2337	
N of Miss	32	24	5	10	71	

Table 50: What are the chances you would be seen as cool if you: carried a handgun?






Response	6	8	10	12	Total	
No or very little chance	83.1	74.5	71.3	71.0	77.1	
Little chance	8.0	12.7	13.2	16.7	11.4	
Some chance	3.9	6.1	8.1	6.9	5.6	
Pretty good chance	1.9	3.7	4.2	3.7	3.0	
Very good chance	3.1	3.0	3.2	1.6	2.9	
N of Valid	912	872	310	245	2339	
N of Miss	28	23	7	11	69	

Table 51: What are the chances you would be seen as cool if you: used e-cigarettes, e-cigars or e-hookahs (vaping)?






Response	6	8	10	12	Total	
No or very little chance	86.7	62.4	50.6	45.7	68.6	
Little chance	7.0	10.7	9.0	15.8	9.6	
Some chance	2.6	10.9	13.1	14.2	8.3	
Pretty good chance	1.5	8.9	13.8	12.1	7.0	
Very good chance	2.1	7.1	13.5	12.1	6.5	
N of Valid	912	873	312	247	2344	
N of Miss	28	22	5	9	64	

Table 52: What are the chances you would be seen as cool if you: bullied someone or cyber bullied someone?






Response	6	8	10	12	Total	
No or very little chance	86.7	62.4	50.6	45.7	68.6	
Little chance	7.0	10.7	9.0	15.8	9.6	
Some chance	2.6	10.9	13.1	14.2	8.3	
Pretty good chance	1.5	8.9	13.8	12.1	7.0	
Very good chance	2.1	7.1	13.5	12.1	6.5	
N of Valid	912	873	312	247	2344	
N of Miss	28	22	5	9	64	

Table 53: Think of your four best friends (the friends you feel closest to). In the past year (12 months), how many of your best friends have: participated in clubs, organizations or activities at school?






Response	6	8	10	12	Total	
0	19.5	11.8	13.2	13.9	15.2	
1	16.5	11.1	9.6	12.2	13.2	
2	18.7	17.1	20.6	20.8	18.6	
3	15.8	17.7	17.4	13.1	16.4	
4	29.5	42.3	39.2	40.0	36.7	
N of Valid	914	872	311	245	2342	
N of Miss	26	23	6	11	66	

Table 54: Think of your four best friends (the friends you feel closest to). In the past year (12 months), how many of your best friends have: smoked cigarettes?






Response	6	8	10	12	Total	
0	96.6	84.4	69.4	58.6	84.5	
1	2.6	9.9	15.8	18.0	8.7	
2	0.6	2.8	7.4	7.4	3.0	
3	0.1	1.3	3.5	6.1	1.6	
4	0.1	1.6	3.9	9.8	2.2	
N of Valid	908	868	310	244	2330	
N of Miss	32	27	7	12	78	

Table 55: Think of your four best friends (the friends you feel closest to). In the past year (12 months), how many of your best friends have: tried beer, wine or hard liquor (for example, vodka, whiskey, or gin) when their parents didn't know about it?






Response	6	8	10	12	Total	
0	92.2	71.1	54.5	41.5	74.0	
1	5.5	12.6	12.8	15.9	10.2	
2	1.4	6.9	11.5	13.8	6.1	
3	0.3	4.0	10.6	11.8	4.3	
4	0.5	5.4	10.6	17.1	5.4	
N of Valid	911	873	312	246	2342	
N of Miss	29	22	5	10	66	

Table 56: Think of your four best friends (the friends you feel closest to). In the past year (12 months), how many of your best friends have: used e-cigarettes, e-cigars, or e-hookahs?






Response	6	8	10	12	Total	
0	96.6	77.4	58.7	52.0	79.7	
1	2.1	11.4	13.5	13.0	8.2	
2	0.4	4.9	7.7	8.1	3.9	
3	0.3	2.1	8.0	10.6	3.1	
4	0.5	4.2	12.2	16.3	5.1	
N of Valid	912	872	312	246	2342	
N of Miss	28	23	5	10	66	

Table 57: Think of your four best friends (the friends you feel closest to). In the past year (12 months), how many of your best friends have: used marijuana?






Response	6	8	10	12	Total	
0	98.5	84.5	69.0	52.0	84.4	
1	1.0	7.9	11.5	21.3	7.1	
2	0.2	3.6	8.6	8.6	3.5	
3	0.0	1.5	4.2	4.9	1.6	
4	0.3	2.5	6.7	13.1	3.3	
N of Valid	907	870	313	244	2334	
N of Miss	33	25	4	12	74	

Table 58: Think of your four best friends (the friends you feel closest to). In the past year (12 months), how many of your best friends have: used prescription drugs or non-prescription drugs for the purpose of getting high?






Response	6	8	10	12	Total	
0	97.6	90.9	84.9	81.9	91.8	
1	1.9	5.7	6.7	9.1	4.7	
2	0.2	1.1	3.8	5.8	1.6	
3	0.2	1.3	2.9	1.2	1.1	
4	0.1	0.9	1.6	2.1	0.8	
N of Valid	909	871	312	243	2335	
N of Miss	31	24	5	13	73	

Table 59: Think of your four best friends (the friends you feel closest to). In the past year (12 months), how many of your best friends have: used synthetic marijuana (K2, spice) or bath salts?






Response	6	8	10	12	Total	
0	98.6	96.2	94.2	91.8	96.4	
1	0.8	2.6	3.5	5.7	2.4	
2	0.3	0.5	1.6	0.4	0.6	
3	0.0	0.3	0.3	1.2	0.3	
4	0.3	0.3	0.3	0.8	0.4	
N of Valid	907	873	313	245	2338	
N of Miss	33	22	4	11	70	

Table 60: Think of your four best friends (the friends you feel closest to). In the past year (12 months), how many of your best friends have: used LSD, cocaine, amphetamines, or other illegal drugs?






Response	6	8	10	12	Total	
0	98.7	95.6	91.0	85.4	95.1	
1	1.1	2.4	5.1	7.3	2.8	
2	0.1	1.1	2.2	4.5	1.2	
3	0.0	0.1	1.0	1.6	0.3	
4	0.1	0.7	0.6	1.2	0.5	
N of Valid	911	871	312	246	2340	
N of Miss	29	24	5	10	68	

Table 61: Think of your four best friends (the friends you feel closest to). In the past year (12 months), how many of your best friends have: been bullied?






Response	6	8	10	12	Total	
0	37.9	48.6	56.7	64.2	47.1	
1	29.6	23.9	19.6	17.1	24.8	
2	15.4	12.6	12.5	9.3	13.4	
3	5.5	5.5	4.8	2.4	5.1	
4	11.6	9.4	6.4	6.9	9.6	
N of Valid	914	871	312	246	2343	
N of Miss	26	24	5	10	65	

Table 62: Think of your four best friends (the friends you feel closest to). In the past year (12 months), how many of your best friends have: been suspended from school?






Response	6	8	10	12	Total	
0	77.3	64.2	72.2	77.2	71.7	
1	13.2	20.8	16.9	14.2	16.6	
2	5.8	8.3	6.1	5.3	6.7	
3	1.4	2.2	1.9	1.2	1.8	
4	2.3	4.6	2.9	2.0	3.2	
N of Valid	910	871	313	246	2340	
N of Miss	30	24	4	10	68	

Table 63: Think of your four best friends (the friends you feel closest to). In the past year (12 months), how many of your best friends have: carried a handgun?






Response	6	8	10	12	Total	
0	94.2	93.1	92.9	93.1	93.5	
1	3.2	3.6	1.9	5.3	3.4	
2	1.2	1.8	1.9	0.8	1.5	
3	0.3	0.7	1.6	0.0	0.6	
4	1.1	0.8	1.6	0.8	1.0	
N of Valid	913	867	312	246	2338	
N of Miss	27	28	5	10	70	

Table 64: Think of your four best friends (the friends you feel closest to). In the past year (12 months), how many of your best friends have: sold illegal drugs?






Response	6	8	10	12	Total	
0	99.2	94.1	92.0	88.2	95.2	
1	0.3	4.0	4.2	7.3	3.0	
2	0.1	0.9	1.9	2.4	0.9	
3	0.1	0.3	1.9	1.6	0.6	
4	0.2	0.6	0.0	0.4	0.3	
N of Valid	910	867	312	246	2335	
N of Miss	30	28	5	10	73	

Table 65: Think of your four best friends (the friends you feel closest to). In the past year (12 months), how many of your best friends have: regularly attended religious services?






Response	6	8	10	12	Total	
0	37.1	22.6	16.4	20.0	27.1	
1	11.3	15.0	14.8	15.5	13.6	
2	11.5	16.2	18.3	25.3	15.6	
3	14.5	16.1	23.2	17.1	16.5	
4	25.6	30.1	27.3	22.0	27.1	
N of Valid	890	864	311	245	2310	
N of Miss	50	31	6	11	98	

Table 66: Think of your four best friends (the friends you feel closest to). In the past year (12 months), how many of your best friends have: stolen or tried to steal a motor vehicle such as a car or motorcycle?






Response	6	8	10	12	Total	
0	98.6	97.0	96.2	97.2	97.5	
1	0.9	1.8	2.6	1.6	1.5	
2	0.0	0.3	0.6	0.8	0.3	
3	0.0	0.2	0.3	0.0	0.1	
4	0.6	0.6	0.3	0.4	0.5	
N of Valid	905	868	312	246	2331	
N of Miss	35	27	5	10	77	

Table 67: Think of your four best friends (the friends you feel closest to). In the past year (12 months), how many of your best friends have: been arrested?






Response	6	8	10	12	Total	
0	97.6	91.4	92.0	91.0	93.8	
1	2.0	6.3	5.8	6.9	4.6	
2	0.2	1.6	1.9	1.2	1.1	
3	0.0	0.3	0.0	0.4	0.2	
4	0.2	0.3	0.3	0.4	0.3	
N of Valid	909	871	312	245	2337	
N of Miss	31	24	5	11	71	

Table 68: Think of your four best friends (the friends you feel closest to). In the past year (12 months), how many of your best friends have: dropped out of school?






Response	6	8	10	12	Total	
0	97.9	96.9	96.1	95.5	97.0	
1	1.3	2.5	2.3	4.1	2.2	
2	0.7	0.2	1.3	0.0	0.5	
3	0.0	0.1	0.3	0.4	0.1	
4	0.1	0.2	0.0	0.0	0.1	
N of Valid	907	869	310	244	2330	
N of Miss	33	26	7	12	78	

Table 69: Think of your four best friends (the friends you feel closest to). In the past year (12 months), how many of your best friends have: been members of a gang?






Response	6	8	10	12	Total	
0	94.6	93.1	94.2	96.3	94.2	
1	3.4	4.1	3.2	1.6	3.5	
2	1.3	0.8	1.3	0.0	1.0	
3	0.1	0.7	0.3	0.0	0.3	
4	0.6	1.3	1.0	2.0	1.0	
N of Valid	906	870	312	245	2333	
N of Miss	34	25	5	11	75	

Table 70: How old were you when you first: smoked marijuana?










Response	6	8	10	12	Total	
Never	99.5	94.2	87.5	75.2	93.4	
10 or younger	0.4	0.6	0.3	1.2	0.6	
11	0.1	0.6	1.6	0.4	0.5	
12	0.0	2.1	1.3	2.0	1.2	
13	0.0	1.6	1.9	1.6	1.0	
14	0.0	0.9	2.9	4.9	1.2	
15	0.0	0.0	3.8	4.1	0.9	
16	0.0	0.0	0.6	5.3	0.6	
17 or older	0.0	0.0	0.0	5.3	0.6	
N of Valid	916	868	312	246	2342	
N of Miss	24	27	5	10	66	

Table 71: How old were you when you first: smoked a cigarette, even just a puff?










Response	6	8	10	12	Total	
Never	97.3	88.8	77.5	73.0	89.0	
10 or younger	1.5	3.5	4.6	3.3	2.8	
11	0.9	2.1	1.6	2.0	1.5	
12	0.3	2.8	3.6	1.6	1.8	
13	0.0	2.5	3.6	2.5	1.7	
14	0.0	0.2	4.9	2.5	1.0	
15	0.0	0.1	3.3	2.9	0.8	
16	0.0	0.0	1.0	6.6	0.8	
17 or older	0.0	0.0	0.0	5.7	0.6	
N of Valid	912	866	307	244	2329	
N of Miss	28	29	10	12	79	

Table 72: How old were you when you first: had more than a sip or two of beer, wine or hard liquor (for example, vodka, whiskey, or gin)?










Response	6	8	10	12	Total	
Never	89.1	72.8	60.2	49.2	75.0	
10 or younger	7.8	8.2	6.5	5.3	7.5	
11	2.1	4.8	2.3	1.6	3.1	
12	1.1	5.6	4.9	2.8	3.5	
13	0.0	7.9	4.5	4.9	4.1	
14	0.0	0.5	9.1	6.1	2.0	
15	0.0	0.0	11.0	8.5	2.4	
16	0.0	0.0	1.6	12.6	1.5	
17 or older	0.0	0.1	0.0	8.9	1.0	
N of Valid	916	868	309	246	2339	
N of Miss	24	27	8	10	69	

Table 73: How old were you when you first: began drinking alcoholic beverages regularly, that is, at least once or twice a month?










Response	6	8	10	12	Total	
Never	99.2	95.4	91.0	78.9	94.6	
10 or younger	0.4	0.5	0.3	0.8	0.5	
11	0.1	0.7	0.3	0.0	0.3	
12	0.2	1.3	0.0	0.0	0.6	
13	0.0	1.6	1.0	0.8	0.8	
14	0.0	0.5	2.3	2.5	0.7	
15	0.0	0.0	2.6	4.5	0.8	
16	0.0	0.0	2.6	8.7	1.2	
17 or older	0.0	0.1	0.0	3.7	0.4	
N of Valid	915	870	311	242	2338	
N of Miss	25	25	6	14	70	

Table 74: How old were you when you first: used Pegaramide (peg, Peggy)?


Response	6	8	10	12	Total	
Never	100.0	100.0	100.0	100.0	100.0	
10 or younger	0.0	0.0	0.0	0.0	0.0	
11	0.0	0.0	0.0	0.0	0.0	
12	0.0	0.0	0.0	0.0	0.0	
13	0.0	0.0	0.0	0.0	0.0	
14	0.0	0.0	0.0	0.0	0.0	
15	0.0	0.0	0.0	0.0	0.0	
16	0.0	0.0	0.0	0.0	0.0	
17 or older	0.0	0.0	0.0	0.0	0.0	
N of Valid	900	864	308	246	2318	
N of Miss	40	31	9	10	90	

Table 75: How old were you when you first: got suspended from school?










Response	6	8	10	12	Total	
Never	88.7	81.6	82.3	78.0	84.1	
10 or younger	7.3	8.5	5.5	4.1	7.2	
11	2.8	3.1	1.3	2.0	2.6	
12	1.1	3.2	2.6	2.0	2.2	
13	0.0	3.3	4.2	1.6	2.0	
14	0.0	0.2	1.6	3.3	0.6	
15	0.0	0.0	2.3	2.8	0.6	
16	0.0	0.0	0.3	5.3	0.6	
17 or older	0.0	0.0	0.0	0.8	0.1	
N of Valid	915	869	311	246	2341	
N of Miss	25	26	6	10	67	

Table 76: How old were you when you first: got arrested?










Response	6	8	10	12	Total	
Never	99.3	97.6	97.7	95.1	98.0	
10 or younger	0.2	0.6	0.3	0.8	0.4	
11	0.3	0.5	0.3	0.4	0.4	
12	0.0	0.8	0.0	0.0	0.3	
13	0.0	0.5	0.0	0.8	0.3	
14	0.0	0.0	0.6	0.0	0.1	
15	0.0	0.0	1.0	0.8	0.2	
16	0.0	0.0	0.0	0.4	0.0	
17 or older	0.1	0.1	0.0	1.6	0.3	
N of Valid	916	867	310	244	2337	
N of Miss	24	28	7	12	71	

Table 77: How old were you when you first: carried a handgun?










Response	6	8	10	12	Total	
Never	94.8	94.1	92.6	92.7	94.0	
10 or younger	3.1	2.1	1.3	2.0	2.3	
11	1.7	0.9	1.3	0.4	1.2	
12	0.3	0.9	1.9	0.8	0.8	
13	0.0	1.4	1.0	0.8	0.7	
14	0.0	0.3	1.6	0.4	0.4	
15	0.0	0.1	0.3	1.2	0.2	
16	0.0	0.1	0.0	1.6	0.2	
17 or older	0.1	0.0	0.0	0.0	0.0	
N of Valid	915	870	311	246	2342	
N of Miss	25	25	6	10	66	

Table 78: How old were you when you first: used e-cigarettes, e-cigars, or e-hookahs (vaping)?










Response	6	8	10	12	Total	
Never	98.1	87.8	74.8	65.9	87.8	
10 or younger	0.5	0.7	0.3	0.0	0.5	
11	0.8	1.6	0.0	0.4	0.9	
12	0.4	3.7	3.2	0.4	2.0	
13	0.0	5.3	2.9	1.6	2.5	
14	0.0	0.8	6.1	4.9	1.6	
15	0.0	0.0	10.6	6.9	2.1	
16	0.1	0.0	1.9	8.1	1.2	
17 or older	0.0	0.1	0.0	11.8	1.3	
N of Valid	916	870	310	246	2342	
N of Miss	24	25	7	10	66	

Table 79: How old were you when you first: belonged to a gang?










Response	6	8	10	12	Total	
Never	98.2	97.2	99.0	96.7	97.8	
10 or younger	1.0	0.5	0.0	1.2	0.7	
11	0.7	0.9	0.0	0.0	0.6	
12	0.1	0.5	0.6	0.4	0.3	
13	0.0	0.7	0.0	0.0	0.3	
14	0.0	0.2	0.3	0.4	0.2	
15	0.0	0.0	0.0	0.4	0.0	
16	0.0	0.0	0.0	0.0	0.0	
17 or older	0.0	0.0	0.0	0.8	0.1	
N of Valid	914	871	311	246	2342	
N of Miss	26	24	6	10	66	

Table 80: How old were you when you first: used prescription drugs not prescribed to you?










Response	6	8	10	12	Total	
Never	97.8	95.5	92.9	89.4	95.4	
10 or younger	1.4	1.6	0.6	1.6	1.4	
11	0.7	0.6	0.3	0.4	0.6	
12	0.0	0.6	0.3	0.0	0.3	
13	0.1	1.6	1.6	0.8	0.9	
14	0.0	0.1	1.3	1.6	0.4	
15	0.0	0.0	1.3	1.2	0.3	
16	0.0	0.0	1.6	2.9	0.5	
17 or older	0.0	0.0	0.0	2.0	0.2	
N of Valid	914	871	311	245	2341	
N of Miss	26	24	6	11	67	

Table 81: How wrong do you think it is for someone your age to: take a handgun to school?





Response	6	8	10	12	Total	
Very wrong	93.5	89.3	89.5	91.1	91.2	
Wrong	5.2	8.2	7.3	5.7	6.7	
A little bit wrong	0.8	1.9	2.6	2.0	1.6	
Not at all wrong	0.5	0.5	0.6	1.2	0.6	
N of Valid	919	873	313	246	2351	
N of Miss	21	22	4	10	57	

Table 82: How wrong do you think it is for someone your age to: steal anything?





Response	6	8	10	12	Total	
Very wrong	75.3	62.3	64.7	71.7	68.7	
Wrong	22.7	29.9	30.8	23.8	26.6	
A little bit wrong	1.4	7.0	3.8	3.7	4.1	
Not at all wrong	0.5	0.8	0.6	0.8	0.7	
N of Valid	915	870	312	244	2341	
N of Miss	25	25	5	12	67	

Table 83: How wrong do you think it is for someone your age to: pick a fight with someone?





Response	6	8	10	12	Total	
Very wrong	58.2	44.1	40.1	49.0	49.6	
Wrong	31.1	36.1	40.1	35.0	34.6	
A little bit wrong	9.2	17.0	16.7	14.8	13.7	
Not at all wrong	1.4	2.9	3.2	1.2	2.2	
N of Valid	912	871	312	243	2338	
N of Miss	28	24	5	13	70	

Table 84: How wrong do you think it is for someone your age to: attack someone with the idea of seriously hurting them?





Response	6	8	10	12	Total	
Very wrong	89.5	79.4	81.3	77.6	83.4	
Wrong	7.0	16.4	16.5	16.3	12.7	
A little bit wrong	2.1	2.8	1.9	4.9	2.6	
Not at all wrong	1.4	1.4	0.3	1.2	1.2	
N of Valid	912	866	310	245	2333	
N of Miss	28	29	7	11	75	

Table 85: How wrong do you think it is for someone your age to: stay away from school all day when their parents think they are at school?





Response	6	8	10	12	Total	
Very wrong	83.4	62.8	54.3	49.8	68.4	
Wrong	14.2	30.1	36.4	33.1	25.0	
A little bit wrong	1.7	5.8	7.7	14.7	5.4	
Not at all wrong	0.7	1.3	1.6	2.4	1.2	
N of Valid	918	873	313	245	2349	
N of Miss	22	22	4	11	59	

Table 86: How wrong do you think it is for someone your age to: drink beer, wine or hard liquor (for example, vodka, whiskey, or gin) regularly?





Response	6	8	10	12	Total	
Very wrong	92.6	73.5	55.1	45.9	75.7	
Wrong	5.1	16.8	24.4	21.5	13.7	
A little bit wrong	1.6	7.4	17.9	22.4	8.1	
Not at all wrong	0.7	2.2	2.6	10.2	2.5	
N of Valid	919	873	312	246	2350	
N of Miss	21	22	5	10	58	

Table 87: How wrong do you think it is for someone your age to: smoke cigarettes?





Response	6	8	10	12	Total	
Very wrong	93.6	81.0	67.7	60.2	81.9	
Wrong	5.0	13.6	22.7	17.1	11.8	
A little bit wrong	0.7	4.4	7.7	13.8	4.3	
Not at all wrong	0.8	1.0	1.9	8.9	1.9	
N of Valid	918	872	313	246	2349	
N of Miss	22	23	4	10	59	

Table 88: How wrong do you think it is for someone your age to: smoke marijuana?





Response	6	8	10	12	Total	
Very wrong	95.9	81.2	65.4	55.7	82.2	
Wrong	2.9	10.8	14.7	17.1	8.9	
A little bit wrong	0.3	5.4	12.5	12.2	5.1	
Not at all wrong	0.9	2.6	7.4	15.0	3.9	
N of Valid	919	872	312	246	2349	
N of Miss	21	23	5	10	59	

Table 89: How wrong do you think it is for someone your age to: use prescription drugs or non-prescription drugs for the purpose of getting high?





Response	6	8	10	12	Total	
Very wrong	95.2	90.1	85.8	80.1	90.5	
Wrong	3.3	7.7	12.3	15.9	7.4	
A little bit wrong	0.4	1.6	1.3	2.8	1.2	
Not at all wrong	1.1	0.6	0.6	1.2	0.9	
N of Valid	917	871	310	246	2344	
N of Miss	23	24	7	10	64	

Table 90: How wrong do you think it is for someone your age to: use synthetic marijuana (K2, spice) or bath salts?

Response	6	8	10	12	Total	
Very wrong	95.7	91.2	89.1	86.2	92.2	
Wrong	3.2	6.9	9.6	10.2	6.1	
A little bit wrong	0.4	1.0	1.3	2.8	1.0	
Not at all wrong	0.7	0.9	0.0	0.8	0.7	
N of Valid	914	873	312	246	2345	
N of Miss	26	22	5	10	63	

Table 91: How wrong do you think it is for someone your age to: use LSD, cocaine, amphetamines or another illegal drug?

Response	6	8	10	12	Total	
Very wrong	98.0	93.1	91.7	86.5	94.2	
Wrong	1.3	5.3	7.7	9.8	4.5	
A little bit wrong	0.0	0.8	0.6	2.9	0.7	
Not at all wrong	0.7	0.8	0.0	0.8	0.6	
N of Valid	915	872	313	245	2345	
N of Miss	25	23	4	11	63	

Table 92: How wrong do you think it is for someone your age to: use e-cigarettes, e-cigars or e-hookahs (vaping)?

Response	6	8	10	12	Total	
Very wrong	92.3	68.3	53.4	46.7	73.4	
Wrong	4.9	15.1	16.9	13.8	11.2	
A little bit wrong	1.7	9.9	16.9	18.3	8.5	
Not at all wrong	1.1	6.7	12.8	21.1	6.8	
N of Valid	918	872	313	246	2349	
N of Miss	22	23	4	10	59	

Table 93: At school during the past 12 months, did you receive help from the resource teacher, speech therapist or other special education teacher?

Response	6	8	10	12	Total
No	0.0	0.0	0.0	0.0	0.0
Yes	0.0	0.0	0.0	0.0	0.0
N of Valid	0	0	0	0	0
N of Miss	0	0	0	0	0

Table 94: How many times in the past year (12 months) have you: been suspended from school?

Response	6	8	10	12	Total
Never	92.5	88.6	91.1	91.9	90.8
1 to 2 times	6.5	9.4	7.0	6.5	7.6
3 to 5 times	0.4	1.5	0.6	1.2	0.9
6 to 9 times	0.1	0.2	1.0	0.4	0.3
10+ times	0.4	0.3	0.3	0.0	0.3
N of Valid	919	877	313	247	2356
N of Miss	21	18	4	9	52

Table 95: How many times in the past year (12 months) have you: carried a handgun?

Response	6	8	10	12	Total
Never	95.4	94.6	93.3	95.5	94.9
1 to 2 times	3.2	2.9	3.8	2.0	3.0
3 to 5 times	0.8	0.7	1.3	1.2	0.8
6 to 9 times	0.1	0.1	0.6	0.4	0.2
10+ times	0.5	1.7	1.0	0.8	1.1
N of Valid	920	874	313	247	2354
N of Miss	20	21	4	9	54

Table 96: How many times in the past year (12 months) have you: sold illegal drugs?






Response	6	8	10	12	Total	
Never	99.8	99.2	98.7	96.7	99.1	
1 to 2 times	0.2	0.3	0.6	1.2	0.4	
3 to 5 times	0.0	0.2	0.6	0.4	0.2	
6 to 9 times	0.0	0.0	0.0	1.2	0.1	
10+ times	0.0	0.2	0.0	0.4	0.1	
N of Valid	920	876	312	246	2354	
N of Miss	20	19	5	10	54	

Table 97: How many times in the past year (12 months) have you: stolen or tried to steal a motor vehicle such as a car or motorcycle?






Response	6	8	10	12	Total	
Never	99.3	98.4	98.7	100.0	99.0	
1 to 2 times	0.5	1.3	1.0	0.0	0.8	
3 to 5 times	0.0	0.2	0.0	0.0	0.1	
6 to 9 times	0.1	0.1	0.0	0.0	0.1	
10+ times	0.0	0.0	0.3	0.0	0.0	
N of Valid	918	877	313	247	2355	
N of Miss	22	18	4	9	53	

Table 98: How many times in the past year (12 months) have you: participated in clubs, organizations or activities at school?






Response	6	8	10	12	Total	
Never	43.3	34.0	32.5	32.4	37.3	
1 to 2 times	26.6	24.1	18.0	13.4	23.1	
3 to 5 times	15.7	13.5	15.1	17.4	15.0	
6 to 9 times	4.9	5.8	6.1	8.1	5.7	
10+ times	9.4	22.6	28.3	28.7	18.9	
N of Valid	921	876	311	247	2355	
N of Miss	19	19	6	9	53	

Table 99: How many times in the past year (12 months) have you: been arrested?






Response	6	8	10	12	Total	
Never	99.6	98.4	97.7	98.4	98.8	
1 to 2 times	0.4	1.1	1.3	1.6	0.9	
3 to 5 times	0.0	0.2	0.6	0.0	0.2	
6 to 9 times	0.0	0.1	0.0	0.0	0.0	
10+ times	0.0	0.1	0.3	0.0	0.1	
N of Valid	920	874	310	247	2351	
N of Miss	20	21	7	9	57	

Table 100: How many times in the past year (12 months) have you: attacked someone with the idea of seriously hurting them?






Response	6	8	10	12	Total	
Never	97.2	93.9	97.1	93.1	95.5	
1 to 2 times	1.8	4.8	1.6	5.7	3.3	
3 to 5 times	0.5	0.7	0.6	0.0	0.6	
6 to 9 times	0.3	0.3	0.6	0.4	0.4	
10+ times	0.1	0.2	0.0	0.8	0.2	
N of Valid	921	876	313	247	2357	
N of Miss	19	19	4	9	51	

Table 101: How many times in the past year (12 months) have you: been drunk or high at school?






Response	6	8	10	12	Total	
Never	100.0	97.6	95.5	91.9	97.7	
1 to 2 times	0.0	1.7	3.2	4.1	1.5	
3 to 5 times	0.0	0.6	1.0	0.4	0.4	
6 to 9 times	0.0	0.0	0.0	0.4	0.0	
10+ times	0.0	0.1	0.3	3.3	0.4	
N of Valid	920	877	313	246	2356	
N of Miss	20	18	4	10	52	

Table 102: How many times in the past year (12 months) have you: taken a handgun to school?




Response	6	8	10	12	Total	
Never	99.9	99.7	100.0	100.0	99.8	
1 to 2 times	0.1	0.2	0.0	0.0	0.1	
3 to 5 times	0.0	0.0	0.0	0.0	0.0	
6 to 9 times	0.0	0.0	0.0	0.0	0.0	
10+ times	0.0	0.1	0.0	0.0	0.0	
N of Valid	921	875	313	246	2355	
N of Miss	19	20	4	10	53	

Table 103: How many times in the past year (12 months) have you: used e-cigarettes, e-cigars, or e-hookahs (vaping)?




Response	6	8	10	12	Total	
Never	99.9	99.7	100.0	100.0	99.8	
1 to 2 times	0.1	0.2	0.0	0.0	0.1	
3 to 5 times	0.0	0.0	0.0	0.0	0.0	
6 to 9 times	0.0	0.0	0.0	0.0	0.0	
10+ times	0.0	0.1	0.0	0.0	0.0	
N of Valid	921	875	313	246	2355	
N of Miss	19	20	4	10	53	

Table 104: Are you currently on probation, or assigned a probation officer with Juvenile Court?



Response	6	8	10	12	Total	
No	99.4	97.8	98.7	97.1	98.5	
Yes	0.6	2.2	1.3	2.9	1.5	
N of Valid	896	858	304	242	2300	
N of Miss	44	37	13	14	108	

Table 105: Have you ever belonged to a gang?






Response	6	8	10	12	Total	
No	95.6	95.0	97.4	94.3	95.5	
No, but would like to	1.4	1.0	0.6	1.2	1.2	
Yes, in the past	2.1	2.5	1.3	1.2	2.1	
Yes, belong now	0.6	1.2	0.6	3.3	1.1	
Yes, but would like to get out	0.3	0.2	0.0	0.0	0.2	
N of Valid	904	868	310	244	2326	
N of Miss	36	27	7	12	82	

Table 106: If you have ever belonged to a gang, did that gang have a name?




Response	6	8	10	12	Total	
No	15.5	12.0	16.3	22.0	15.0	
Yes	2.6	3.9	2.2	3.7	3.2	
I have never belonged to a gang	81.8	84.1	81.4	74.4	81.8	
N of Valid	909	869	312	246	2336	
N of Miss	31	26	5	10	72	

Table 107: You are at a party at someone's house, and one of your friends offers you a drink containing alcohol. What would you say or do?





Response	6	8	10	12	Total	
Drink it	2.0	14.2	22.4	33.9	12.6	
Tell your friend, 'No thanks, I don't drink' and suggest that you and your friend go and do something else	49.4	40.3	37.8	31.8	42.7	
Just say, 'No thanks' and walk away	28.2	28.2	30.1	29.8	28.6	
Make up a good excuse, tell your friend you had something else to do, and leave	20.4	17.3	9.6	4.5	16.1	
N of Valid	915	875	312	245	2347	
N of Miss	25	20	5	11	61	

Table 108: How often do you attend religious services or activities?





Response	6	8	10	12	Total	
Never	21.2	14.0	12.8	17.0	16.9	
Rarely	18.3	20.6	17.3	19.0	19.1	
1-2 Times a Month	11.7	15.6	18.5	15.4	14.5	
About Once a Week or More	48.7	49.8	51.4	48.6	49.5	
N of Valid	911	872	313	247	2343	
N of Miss	29	23	4	9	65	

Table 109: I think sometimes it's okay to cheat at school.





Response	6	8	10	12	Total	
NO!	68.5	43.4	30.0	26.9	49.7	
no	26.6	40.6	39.3	42.4	35.2	
yes	4.7	14.2	27.8	26.9	13.6	
YES!	0.2	1.8	2.9	3.7	1.5	
N of Valid	913	875	313	245	2346	
N of Miss	27	20	4	11	62	

Table 110: It is important to think before you act.





Response	6	8	10	12	Total	
NO!	3.5	1.8	1.3	3.7	2.6	
no	2.0	3.7	2.6	2.5	2.7	
yes	23.7	39.0	44.7	45.9	34.5	
YES!	70.8	55.5	51.4	47.9	60.1	
N of Valid	914	871	313	242	2340	
N of Miss	26	24	4	14	68	

Table 111: Sometimes I think that life is not worth it.





Response	6	8	10	12	Total	
NO!	61.4	47.8	40.7	38.8	51.2	
no	21.7	24.3	30.4	30.2	24.7	
yes	12.2	18.7	18.9	21.5	16.5	
YES!	4.8	9.2	9.9	9.5	7.6	
N of Valid	904	868	312	242	2326	
N of Miss	36	27	5	14	82	

Table 112: At times I think I am no good at all.





Response	6	8	10	12	Total	
NO!	41.3	32.9	28.8	31.8	35.5	
no	27.8	24.6	27.8	24.8	26.3	
yes	23.5	29.9	31.3	33.1	27.9	
YES!	7.5	12.5	12.1	10.3	10.3	
N of Valid	904	869	313	242	2328	
N of Miss	36	26	4	14	80	

Table 113: All in all, I am inclined to think that I am a failure.





Response	6	8	10	12	Total	
NO!	60.9	47.6	40.3	43.2	51.3	
no	26.7	28.1	34.2	34.2	29.0	
yes	8.3	16.1	17.6	16.0	13.3	
YES!	4.1	8.1	8.0	6.6	6.4	
N of Valid	903	867	313	243	2326	
N of Miss	37	28	4	13	82	

Table 114: In the past year, have you felt depressed or sad MOST days, even if you felt okay sometimes?





Response	6	8	10	12	Total	
NO!	41.4	38.6	28.8	30.9	37.6	
no	20.6	20.1	24.9	31.3	22.1	
yes	26.6	25.1	28.4	23.9	26.0	
YES!	11.4	16.2	17.9	14.0	14.3	
N of Valid	905	869	313	243	2330	
N of Miss	35	26	4	13	78	

Table 115: It is all right to beat up people if they start the fight.





Response	6	8	10	12	Total	
NO!	57.8	33.8	28.8	27.3	41.8	
no	18.1	25.3	25.2	26.9	22.7	
yes	14.3	23.0	25.2	23.7	20.0	
YES!	9.7	18.0	20.8	22.0	15.6	
N of Valid	906	871	313	245	2335	
N of Miss	34	24	4	11	73	

Table 116: I think it is okay to take something without asking if you can get away with it.





Response	6	8	10	12	Total	
NO!	84.7	66.5	65.8	61.9	73.0	
no	14.3	28.8	31.0	32.0	23.8	
yes	0.7	4.1	3.2	4.5	2.7	
YES!	0.3	0.6	0.0	1.6	0.5	
N of Valid	909	872	313	244	2338	
N of Miss	31	23	4	12	70	

Table 117: Where do you get the most information about living a drug and alcohol free life? Parents/guardians





Response	6	8	10	12	Total	
All the time	58.9	56.7	52.9	46.1	55.9	
Most	18.9	21.1	22.8	25.5	21.0	
Some	9.8	10.3	13.1	14.8	11.0	
Very little	12.4	11.8	11.2	13.6	12.1	
N of Valid	898	861	312	243	2314	
N of Miss	42	34	5	13	94	

Table 118: Where do you get the most information about living a drug and alcohol free life? Friends





Response	6	8	10	12	Total	
All the time	21.9	17.0	13.5	16.9	18.4	
Most	17.6	20.9	18.1	17.8	18.9	
Some	22.1	23.2	31.0	26.9	24.2	
Very little	38.4	38.9	37.4	38.4	38.4	
N of Valid	857	841	310	242	2250	
N of Miss	83	54	7	14	158	

Table 119: Where do you get the most information about living a drug and alcohol free life? Family members





Response	6	8	10	12	Total	
All the time	50.7	46.0	41.4	33.9	45.9	
Most	21.5	21.5	23.6	27.3	22.4	
Some	14.9	16.8	17.5	19.4	16.4	
Very little	12.9	15.7	17.5	19.4	15.2	
N of Valid	887	843	309	242	2281	
N of Miss	53	52	8	14	127	

Table 120: Where do you get the most information about living a drug and alcohol free life? School





Response	6	8	10	12	Total	
All the time	63.7	56.7	51.0	45.0	57.4	
Most	14.8	21.5	21.5	25.6	19.3	
Some	10.3	12.0	18.6	14.9	12.5	
Very little	11.3	9.8	9.0	14.5	10.7	
N of Valid	887	850	312	242	2291	
N of Miss	53	45	5	14	117	

Table 121: Where do you get the most information about living a drug and alcohol free life? Internet





Response	6	8	10	12	Total	
All the time	22.6	22.1	17.0	18.3	21.2	
Most	16.9	19.1	14.5	17.0	17.4	
Some	22.1	28.2	28.6	24.5	25.6	
Very little	38.4	30.6	39.9	40.2	35.9	
N of Valid	846	843	311	241	2241	
N of Miss	94	52	6	15	167	

Table 122: Where do you get the most information about living a drug and alcohol free life? TV





Response	6	8	10	12	Total	
All the time	28.1	27.1	16.3	19.3	25.2	
Most	18.2	19.6	17.9	15.6	18.4	
Some	25.5	28.1	33.3	29.2	27.9	
Very little	28.2	25.2	32.4	35.8	28.5	
N of Valid	862	848	312	243	2265	
N of Miss	78	47	5	13	143	

Table 123: Where do you get the most information about living a drug and alcohol free life? Social media

Response	6	8	10	12	Total	
All the time	17.8	17.6	15.1	17.1	17.2	
Most	14.0	15.3	11.2	11.7	13.9	
Some	19.6	23.8	28.2	24.6	22.9	
Very little	48.6	43.3	45.5	46.7	46.0	
N of Valid	850	843	312	240	2245	
N of Miss	90	52	5	16	163	

Table 124: How much do you think people risk harming themselves (physically or in other ways) if they: smoked one or more packs of cigarettes per day?

Response	6	8	10	12	Total	
No risk	12.0	5.6	4.2	8.9	8.3	
Slight risk	5.3	6.1	11.2	8.1	6.7	
Moderate risk	17.5	20.5	21.7	22.8	19.7	
Great risk	65.2	67.8	62.9	60.2	65.3	
N of Valid	909	869	313	246	2337	
N of Miss	31	26	4	10	71	

Table 125: How much do you think people risk harming themselves (physically or in other ways) if they: try marijuana once or twice?

Response	6	8	10	12	Total	
No risk	15.4	19.9	28.9	41.6	21.6	
Slight risk	22.3	27.2	33.1	25.5	25.9	
Moderate risk	24.9	23.6	21.9	16.0	23.1	
Great risk	37.4	29.3	16.1	16.9	29.4	
N of Valid	901	864	311	243	2319	
N of Miss	39	31	6	13	89	

Table 126: How much do you think people risk harming themselves (physically or in other ways) if they: smoke marijuana once or twice a week?

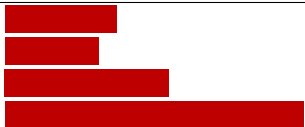
Response	6	8	10	12	Total	
No risk	13.7	13.3	20.0	27.2	15.8	
Slight risk	8.2	12.5	21.9	20.3	12.9	
Moderate risk	22.8	25.5	25.8	25.6	24.5	
Great risk	55.2	48.7	32.3	26.8	46.7	
N of Valid	902	864	310	246	2322	
N of Miss	38	31	7	10	86	

Table 127: How much do you think people risk harming themselves (physically or in other ways) if they: take one or two drinks of an alcoholic beverage (beer, wine, liquor) nearly every day?

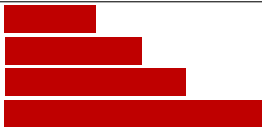
Response	6	8	10	12	Total	
No risk	14.2	9.9	10.2	17.9	12.5	
Slight risk	16.4	20.4	26.5	24.0	20.0	
Moderate risk	24.2	27.6	34.8	27.6	27.2	
Great risk	45.3	42.1	28.4	30.5	40.3	
N of Valid	910	867	313	246	2336	
N of Miss	30	28	4	10	72	

Table 128: How much do you think people risk harming themselves (physically or in other ways) if they: have five or more drinks of an alcoholic beverage once or twice a weekend?


Response	6	8	10	12	Total	
No risk	13.3	7.6	7.3	11.0	10.1	
Slight risk	8.3	9.3	13.4	19.1	10.5	
Moderate risk	21.5	25.9	30.7	30.5	25.3	
Great risk	56.9	57.1	48.6	39.4	54.0	
N of Valid	905	868	313	246	2332	
N of Miss	35	27	4	10	76	

Table 129: How much do you think people risk harming themselves (physically or in other ways) if they: use prescription drugs that are not prescribed to them?

Response	6	8	10	12	Total	
No risk	11.9	5.5	3.2	7.3	7.9	
Slight risk	5.9	4.0	8.4	11.4	6.1	
Moderate risk	13.5	16.6	20.3	23.3	16.6	
Great risk	68.6	73.8	68.2	58.0	69.4	
N of Valid	909	866	311	245	2331	
N of Miss	31	29	6	11	77	

Table 130: How much do you think people risk harming themselves (physically or in other ways) if they: use non-prescription drugs to get high?

Response	6	8	10	12	Total	
No risk	12.6	5.4	2.9	8.5	8.2	
Slight risk	3.1	3.5	7.7	8.5	4.4	
Moderate risk	13.8	17.6	24.7	23.2	17.7	
Great risk	70.4	73.5	64.7	59.8	69.7	
N of Valid	910	868	312	246	2336	
N of Miss	30	27	5	10	72	

Table 131: How much do you think people risk harming themselves (physically or in other ways) if they: use e-cigarettes, e-cigars, or e-hookahs?

Response	6	8	10	12	Total	
No risk	14.9	16.8	24.0	28.5	18.3	
Slight risk	12.8	25.0	35.5	30.5	22.2	
Moderate risk	20.7	22.1	20.4	19.1	21.0	
Great risk	51.6	36.1	20.1	22.0	38.5	
N of Valid	905	869	313	246	2333	
N of Miss	35	26	4	10	75	

Table 132: Have you ever used smokeless tobacco (chew, snuff, plug, dipping tobacco, or chewing tobacco)?


Response	6	8	10	12	Total	
Never	98.4	93.3	85.8	84.0	93.3	
Once or Twice	1.3	4.7	5.8	8.0	3.9	
Once in a while but not regularly	0.1	0.8	3.9	2.9	1.2	
Regularly in the past	0.1	0.9	3.6	2.9	1.2	
Regularly now	0.0	0.3	1.0	2.1	0.5	
N of Valid	889	860	309	238	2296	
N of Miss	51	35	8	18	112	

Table 133: How often have you used smokeless tobacco during the past 30 days?


Response	6	8	10	12	Total	
Not at all	99.7	97.8	93.2	95.0	97.6	
Once or twice	0.2	1.4	5.2	2.5	1.6	
Once or twice per week	0.0	0.2	0.3	0.4	0.2	
Three to five times per week	0.0	0.3	0.3	0.0	0.2	
About once a day	0.0	0.0	0.0	0.4	0.0	
More than once a day	0.1	0.2	1.0	1.7	0.4	
N of Valid	890	858	309	242	2299	
N of Miss	50	37	8	14	109	

Table 134: Have you ever smoked cigarettes?


Response	6	8	10	12	Total	
Never	97.2	88.4	80.4	74.1	89.2	
Once or Twice	2.5	8.9	10.8	11.5	6.9	
Once in a while but not regularly	0.2	1.8	5.9	7.0	2.3	
Regularly in the past	0.1	0.8	2.0	4.9	1.1	
Regularly now	0.0	0.1	1.0	2.5	0.4	
N of Valid	892	852	306	243	2293	
N of Miss	48	43	11	13	115	

Table 135: How frequently have you smoked cigarettes during the past 30 days?








Response	6	8	10	12	Total	
Not at all	99.7	97.3	95.8	89.7	97.2	
Less than one cigarette per day	0.1	1.9	2.6	6.2	1.7	
One to five cigarettes per day	0.0	0.5	1.3	2.1	0.6	
About one-half pack per day	0.0	0.1	0.3	1.6	0.3	
About one pack per day	0.1	0.0	0.0	0.0	0.0	
About one and one-half packs per day	0.0	0.1	0.0	0.4	0.1	
Two packs or more per day	0.1	0.1	0.0	0.0	0.1	
N of Valid	884	862	309	243	2298	
N of Miss	56	33	8	13	110	

Table 136: Which statement best describes rules about smoking inside your home or your family cars?






Response	6	8	10	12	Total	
Smoking is not allowed anywhere inside your home or cars	69.2	70.0	72.2	70.2	70.0	
Smoking is allowed in some places and at some times or in some cars	8.7	8.2	8.7	7.8	8.4	
Smoking is allowed anywhere inside the home or cars	2.5	2.3	2.9	2.0	2.4	
There are no rules about smoking inside the home or cars	1.8	4.3	3.6	4.9	3.3	
I don't know	17.9	15.2	12.6	15.1	15.9	
N of Valid	890	864	309	245	2308	
N of Miss	50	31	8	11	100	

Table 137: Have you ever used e-cigarettes, e-cigars, or e-hookahs (vaping)?






Response	6	8	10	12	Total	
Never	96.7	82.9	68.8	60.3	84.0	
Once or Twice	2.6	7.3	10.1	12.4	6.4	
Once in a while but not regularly	0.5	5.8	10.1	10.3	4.8	
Regularly in the past	0.2	2.1	6.2	6.2	2.3	
Regularly now	0.0	1.9	4.9	10.7	2.5	
N of Valid	886	862	308	242	2298	
N of Miss	54	33	9	14	110	

Table 138: How frequently have you used e-cigarettes, e-cigars, or e-hookahs (vaping)?


Response	6	8	10	12	Total	
Not at all	98.8	91.2	80.5	75.2	91.0	
Less than 10 puffs per day	1.0	5.1	12.0	8.7	4.8	
10 to 50 puffs per day	0.0	2.6	4.5	11.6	2.8	
About one-half cartomiser per day	0.0	0.1	1.3	1.7	0.4	
About one cartomiser per day	0.1	0.2	1.0	0.4	0.3	
About one and one-half cartomisers per day	0.1	0.1	0.0	1.7	0.3	
Two cartomisers or more per day	0.0	0.7	0.6	0.8	0.4	
N of Valid	889	860	308	242	2299	
N of Miss	51	35	9	14	109	

Table 139: During this school year, were you taught in any of your classes about the dangers of tobacco use?

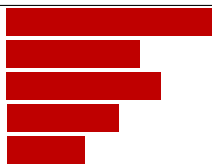
Response	6	8	10	12	Total	
Never	26.9	27.3	43.4	48.8	31.6	
Rarely	17.2	19.7	23.2	21.5	19.4	
Sometimes	25.0	24.5	17.4	16.7	22.9	
Often	17.9	18.1	10.0	8.1	15.9	
Almost always	12.9	10.5	6.1	4.9	10.2	
N of Valid	899	869	311	246	2325	
N of Miss	41	26	6	10	83	

Table 140: During the past 12 months, have you participated in any community activities to discourage people your age from using cigarettes, chewing tobacco, snuff, dip or cigars, e-cigarettes, e-cigars, or e-hookahs?


Response	6	8	10	12	Total	
Never	65.8	70.3	75.9	80.8	70.4	
Rarely	13.8	14.3	14.5	11.0	13.8	
Sometimes	11.5	8.6	6.8	5.7	9.1	
Often	4.7	3.7	1.6	1.6	3.6	
Almost always	4.2	3.1	1.3	0.8	3.0	
N of Valid	889	865	311	245	2310	
N of Miss	51	30	6	11	98	

Table 141: Think back over the last two weeks. How many times have you had five or more alcoholic drinks in a row?


Response	6	8	10	12	Total	
None	99.3	96.9	90.8	83.9	95.7	
Once	0.6	1.6	4.6	8.1	2.3	
Twice	0.0	0.8	3.0	4.2	1.1	
3-5 times	0.1	0.4	0.7	0.8	0.4	
6-9 times	0.0	0.2	0.3	0.4	0.2	
10 or more times	0.0	0.0	0.7	2.5	0.4	
N of Valid	882	849	303	236	2270	
N of Miss	58	46	14	20	138	

Table 142: During the past 30 days, how many times did you ride in a car or other vehicle driven by someone who had been drinking alcohol or using drugs to get high?


Response	6	8	10	12	Total	
0 times	93.2	92.2	90.0	90.6	92.1	
1 time	3.7	3.3	5.5	4.3	3.8	
2 or 3 times	0.9	2.5	2.6	3.8	2.0	
4 or 5 times	0.5	0.7	0.6	0.0	0.5	
6 or more times	1.7	1.4	1.3	1.3	1.5	
N of Valid	886	857	310	234	2287	
N of Miss	54	38	7	22	121	

Table 143: During the past 30 days, how many times did you drive a car or other vehicle when you had been drinking alcohol or using drugs to get high?


Response	6	8	10	12	Total	
I did not drive a car in the past 30 days	51.9	57.9	45.0	30.1	50.9	
0 times	47.7	40.5	53.7	64.9	47.6	
1 time	0.1	0.5	1.0	2.1	0.6	
2 or 3 times	0.1	0.4	0.3	2.1	0.4	
4 or 5 times	0.1	0.2	0.0	0.0	0.1	
6 or more times	0.0	0.6	0.0	0.8	0.3	
N of Valid	888	855	311	239	2293	
N of Miss	52	40	6	17	115	

Table 144: If you drank alcohol (not just a sip or taste) in the past year, where did you usually drink it?

Response	6	8	10	12	Total	
I did not drink alcohol in the past year	96.9	86.7	74.9	60.0	86.2	
At my home	1.6	5.3	10.1	15.0	5.6	
At someone else's home	0.7	6.0	12.1	23.3	6.6	
At an open area like a park, beach, field, back road, woods, or a street corner	0.5	1.1	1.6	0.8	0.9	
At a sporting event or concert	0.1	0.0	1.0	0.0	0.2	
At a restaurant, bar, or a nightclub	0.1	0.1	0.0	0.0	0.1	
At an empty building or a construction site	0.1	0.2	0.0	0.0	0.1	
At a hotel/motel	0.0	0.2	0.3	0.4	0.2	
An a car	0.0	0.1	0.0	0.4	0.1	
At school	0.0	0.1	0.0	0.0	0.0	
N of Valid	872	845	307	240	2264	
N of Miss	68	50	10	16	144	

Table 145: How do you feel about someone your age having one or two drinks of an alcoholic beverage nearly every day?

Response	6	8	10	12	Total	
Neither approve nor disapprove	14.8	22.0	28.7	28.7	20.8	
Somewhat disapprove	6.5	14.2	26.1	23.8	13.8	
Strongly disapprove	66.5	54.0	37.1	40.4	55.1	
Don't know or can't say	12.1	9.8	8.1	7.1	10.2	
N of Valid	889	854	310	240	2293	
N of Miss	51	41	7	16	115	

Table 146: On how many occasions have you had alcoholic beverages (beer, wine or hard liquor) to drink in your lifetime - more than just a few sips?

Response	6	8	10	12	Total	
0	94.6	80.5	67.4	57.1	81.7	
1-2	4.4	10.3	15.5	11.7	8.9	
3-5	0.6	5.5	4.8	8.8	3.8	
6-9	0.2	1.1	4.8	5.8	1.7	
10+	0.2	2.6	7.4	16.7	3.8	
N of Valid	886	853	310	240	2289	
N of Miss	54	42	7	16	119	

Table 147: On how many occasions have you drunk one of more drinks of an alcoholic beverage during the past 30 days?






Response	6	8	10	12	Total	
0	99.1	94.7	89.7	80.0	94.2	
1-2	0.8	3.9	6.5	13.8	4.1	
3-5	0.1	0.8	2.3	3.3	1.0	
6-9	0.0	0.4	0.3	0.8	0.3	
10+	0.0	0.2	1.3	2.1	0.5	
N of Valid	885	853	310	240	2288	
N of Miss	55	42	7	16	120	

Table 148: On how many occasions have you used marijuana (grass, pot) or hashish (hash, hash oil) in your lifetime?






Response	6	8	10	12	Total	
0	99.2	94.8	88.7	78.2	94.0	
1-2	0.7	2.3	3.9	5.9	2.3	
3-5	0.1	0.9	2.6	5.9	1.4	
6-9	0.0	0.6	1.9	1.7	0.7	
10+	0.0	1.3	2.9	8.4	1.7	
N of Valid	887	853	309	239	2288	
N of Miss	53	42	8	17	120	

Table 149: On how many occasions have you used marijuana (grass, pot) or hashish (hash, hash oil) during the past 30 days?






Response	6	8	10	12	Total	
0	99.9	97.7	94.5	90.8	97.4	
1-2	0.1	1.1	2.9	3.3	1.2	
3-5	0.0	0.8	1.6	1.2	0.7	
6-9	0.0	0.1	0.0	0.8	0.1	
10+	0.0	0.4	1.0	3.8	0.7	
N of Valid	884	852	310	240	2286	
N of Miss	56	43	7	16	122	

Table 150: On how many occasions have you used LSD or other psychedelics in your lifetime?

Response	6	8	10	12	Total	
0	99.9	99.6	98.1	96.2	99.2	
1-2	0.1	0.2	1.6	2.1	0.6	
3-5	0.0	0.1	0.0	1.2	0.2	
6-9	0.0	0.0	0.0	0.4	0.0	
10+	0.0	0.0	0.3	0.0	0.0	
N of Valid	878	851	309	240	2278	
N of Miss	62	44	8	16	130	

Table 151: On how many occasions have you used LSD or other psychedelics during the past 30 days?

Response	6	8	10	12	Total	
0	100.0	100.0	99.4	99.2	99.8	
1-2	0.0	0.0	0.6	0.4	0.1	
3-5	0.0	0.0	0.0	0.4	0.0	
6-9	0.0	0.0	0.0	0.0	0.0	
10+	0.0	0.0	0.0	0.0	0.0	
N of Valid	878	850	310	240	2278	
N of Miss	62	45	7	16	130	

Table 152: On how many occasions have you used cocaine or crack in your lifetime?

Response	6	8	10	12	Total	
0	100.0	99.5	100.0	100.0	99.8	
1-2	0.0	0.2	0.0	0.0	0.1	
3-5	0.0	0.0	0.0	0.0	0.0	
6-9	0.0	0.0	0.0	0.0	0.0	
10+	0.0	0.2	0.0	0.0	0.1	
N of Valid	885	853	310	240	2288	
N of Miss	55	42	7	16	120	

Table 153: On how many occasions have you used cocaine or crack during the past 30 days?





Response	6	8	10	12	Total	
0	100.0	99.4	100.0	100.0	99.8	
1-2	0.0	0.2	0.0	0.0	0.1	
3-5	0.0	0.1	0.0	0.0	0.0	
6-9	0.0	0.2	0.0	0.0	0.1	
10+	0.0	0.0	0.0	0.0	0.0	
N of Valid	880	850	310	240	2280	
N of Miss	60	45	7	16	128	

Table 154: On how many occasions have you sniffed glue, breathed the contents of an aerosol spray can, or inhaled other gases or sprays, in order to get high in your lifetime?






Response	6	8	10	12	Total	
0	97.4	94.6	95.5	97.1	96.1	
1-2	1.8	3.6	2.6	2.1	2.6	
3-5	0.2	1.2	1.9	0.8	0.9	
6-9	0.3	0.5	0.0	0.0	0.3	
10+	0.2	0.1	0.0	0.0	0.1	
N of Valid	886	851	309	240	2286	
N of Miss	54	44	8	16	122	

Table 155: On how many occasions have you sniffed glue, breathed the contents of an aerosol spray can, or inhaled other gases or sprays, in order to get high during the past 30 days?





Response	6	8	10	12	Total	
0	99.2	98.5	100.0	99.2	99.0	
1-2	0.6	1.1	0.0	0.4	0.7	
3-5	0.1	0.4	0.0	0.4	0.2	
6-9	0.0	0.0	0.0	0.0	0.0	
10+	0.1	0.1	0.0	0.0	0.1	
N of Valid	882	852	309	240	2283	
N of Miss	58	43	8	16	125	

Table 156: On how many occasions have you used Pegaramide (peg, Peggy, etc.) in your lifetime?


Response	6	8	10	12	Total	
0	100.0	100.0	100.0	100.0	100.0	
1-2	0.0	0.0	0.0	0.0	0.0	
3-5	0.0	0.0	0.0	0.0	0.0	
6-9	0.0	0.0	0.0	0.0	0.0	
10+	0.0	0.0	0.0	0.0	0.0	
N of Valid	875	849	309	239	2272	
N of Miss	65	46	8	17	136	

Table 157: On how many occasions have you used Pegaramide (peg, Peggy, etc.) during the past 30 days?


Response	6	8	10	12	Total	
0	100.0	100.0	100.0	100.0	100.0	
1-2	0.0	0.0	0.0	0.0	0.0	
3-5	0.0	0.0	0.0	0.0	0.0	
6-9	0.0	0.0	0.0	0.0	0.0	
10+	0.0	0.0	0.0	0.0	0.0	
N of Valid	877	848	309	239	2273	
N of Miss	63	47	8	17	135	

Table 158: On how many occasions have you used synthetic marijuana (K2, spice) in your lifetime?




Response	6	8	10	12	Total	
0	99.8	99.2	99.0	98.3	99.3	
1-2	0.2	0.7	1.0	1.7	0.7	
3-5	0.0	0.0	0.0	0.0	0.0	
6-9	0.0	0.1	0.0	0.0	0.0	
10+	0.0	0.0	0.0	0.0	0.0	
N of Valid	881	850	309	239	2279	
N of Miss	59	45	8	17	129	

Table 159: On how many occasions have you used synthetic marijuana (K2, spice) during the past 30 days?



Response	6	8	10	12	Total	
0	100.0	99.8	100.0	100.0	99.9	
1-2	0.0	0.2	0.0	0.0	0.1	
3-5	0.0	0.0	0.0	0.0	0.0	
6-9	0.0	0.0	0.0	0.0	0.0	
10+	0.0	0.0	0.0	0.0	0.0	
N of Valid	882	849	309	239	2279	
N of Miss	58	46	8	17	129	

Table 160: On how many occasions have you used methamphetamines (meth, speed, crank, crystal meth) in your lifetime?




Response	6	8	10	12	Total	
0	100.0	99.9	100.0	99.2	99.9	
1-2	0.0	0.0	0.0	0.4	0.0	
3-5	0.0	0.0	0.0	0.0	0.0	
6-9	0.0	0.0	0.0	0.0	0.0	
10+	0.0	0.1	0.0	0.4	0.1	
N of Valid	881	850	309	239	2279	
N of Miss	59	45	8	17	129	

Table 161: On how many occasions have you used methamphetamines (meth, speed, crank, crystal meth) in the past 30 days?




Response	6	8	10	12	Total	
0	100.0	99.9	100.0	99.2	99.9	
1-2	0.0	0.0	0.0	0.4	0.0	
3-5	0.0	0.0	0.0	0.0	0.0	
6-9	0.0	0.0	0.0	0.0	0.0	
10+	0.0	0.1	0.0	0.4	0.1	
N of Valid	877	848	309	239	2273	
N of Miss	63	47	8	17	135	

Table 162: On how many occasions have you used other chemical products (bath salts, plant food, etc.) in your lifetime?






Response	6	8	10	12	Total	
0	97.5	98.7	100.0	99.6	98.5	
1-2	1.2	1.1	0.0	0.0	0.9	
3-5	0.6	0.1	0.0	0.0	0.3	
6-9	0.2	0.0	0.0	0.4	0.1	
10+	0.5	0.1	0.0	0.0	0.2	
N of Valid	880	848	309	239	2276	
N of Miss	60	47	8	17	132	

Table 163: On how many occasions have you used other chemical products (bath salts, plant food, etc.) during the past 30 days?






Response	6	8	10	12	Total	
0	99.1	99.5	100.0	100.0	99.5	
1-2	0.5	0.4	0.0	0.0	0.3	
3-5	0.1	0.0	0.0	0.0	0.0	
6-9	0.1	0.0	0.0	0.0	0.0	
10+	0.2	0.1	0.0	0.0	0.1	
N of Valid	880	845	309	238	2272	
N of Miss	60	50	8	18	136	

Table 164: On how many occasions have you used heroin or other opiates in your lifetime?



Response	6	8	10	12	Total	
0	100.0	99.9	100.0	99.6	99.9	
1-2	0.0	0.0	0.0	0.0	0.0	
3-5	0.0	0.0	0.0	0.0	0.0	
6-9	0.0	0.0	0.0	0.0	0.0	
10+	0.0	0.1	0.0	0.4	0.1	
N of Valid	873	848	309	239	2269	
N of Miss	67	47	8	17	139	

Table 165: On how many occasions have you used heroin or other opiates during the past 30 days?






Response	6	8	10	12	Total	
0	100.0	99.8	100.0	99.6	99.9	
1-2	0.0	0.1	0.0	0.0	0.0	
3-5	0.0	0.0	0.0	0.0	0.0	
6-9	0.0	0.1	0.0	0.0	0.0	
10+	0.0	0.0	0.0	0.4	0.0	
N of Valid	872	841	309	235	2257	
N of Miss	68	54	8	21	151	

Table 166: On how many occasions have you used MDMA ('X', 'E', or ecstasy) in your lifetime?






Response	6	8	10	12	Total	
0	99.9	99.5	99.0	99.6	99.6	
1-2	0.1	0.2	0.6	0.4	0.3	
3-5	0.0	0.0	0.0	0.0	0.0	
6-9	0.0	0.0	0.0	0.0	0.0	
10+	0.0	0.2	0.3	0.0	0.1	
N of Valid	864	847	309	237	2257	
N of Miss	76	48	8	19	151	

Table 167: On how many occasions have you used MDMA ('X', 'E', or ecstasy) during the past 30 days?






Response	6	8	10	12	Total	
0	99.8	99.8	99.7	100.0	99.8	
1-2	0.2	0.0	0.0	0.0	0.1	
3-5	0.0	0.2	0.0	0.0	0.1	
6-9	0.0	0.0	0.0	0.0	0.0	
10+	0.0	0.0	0.3	0.0	0.0	
N of Valid	868	848	309	239	2264	
N of Miss	72	47	8	17	144	

Table 168: On how many occasions have you taken prescription drugs (such as Valium, Xanax, Ritalin, Adderall, OxyContin, Tramadol, or sleeping pills) not prescribed to you in your lifetime?






Response	6	8	10	12	Total	
0	96.9	95.4	94.2	92.5	95.5	
1-2	1.6	2.6	1.9	1.7	2.0	
3-5	0.6	0.9	1.6	2.5	1.1	
6-9	0.2	0.2	0.6	1.7	0.4	
10+	0.7	0.8	1.6	1.7	1.0	
N of Valid	881	851	309	239	2280	
N of Miss	59	44	8	17	128	

Table 169: On how many occasions have you taken prescription drugs (such as Valium, Xanax, Ritalin, Adderall, OxyContin, Tramadol, or sleeping pills) not prescribed to you during the past 30 days?






Response	6	8	10	12	Total	
0	98.8	98.1	98.1	95.8	98.1	
1-2	0.7	0.7	1.3	2.5	1.0	
3-5	0.1	0.6	0.3	0.0	0.3	
6-9	0.0	0.0	0.0	0.8	0.1	
10+	0.5	0.6	0.3	0.8	0.5	
N of Valid	881	850	309	239	2279	
N of Miss	59	45	8	17	129	

Table 170: On how many occasions have you taken non-prescription medicines such as diet pills (for example, Dietac, Dexatrim or Prolamine), stay-awake pills (for example No-Doz, Vivarin, or Wake), or cough or cold medicines (robos, DXM, etc.) to get high in your lifetime?






Response	6	8	10	12	Total	
0	99.2	98.8	95.4	97.1	98.3	
1-2	0.3	0.8	2.0	1.3	0.8	
3-5	0.3	0.1	1.6	0.4	0.4	
6-9	0.1	0.0	0.3	0.8	0.2	
10+	0.0	0.2	0.7	0.4	0.2	
N of Valid	879	850	306	239	2274	
N of Miss	61	45	11	17	134	

Table 171: On how many occasions have you taken non-prescription medicines such as diet pills (for example, Dietac, Dexatrim or Prolamine), stay-awake pills (for example No-Doz, Vivarin, or Wake), or cough or cold medicines (robos, DXM, etc.) to get high during the past 30 days?






Response	6	8	10	12	Total	
0	99.7	99.3	98.4	98.7	99.3	
1-2	0.1	0.6	1.0	1.3	0.5	
3-5	0.2	0.0	0.3	0.0	0.1	
6-9	0.0	0.1	0.0	0.0	0.0	
10+	0.0	0.0	0.3	0.0	0.0	
N of Valid	877	848	309	239	2273	
N of Miss	63	47	8	17	135	

Table 172: On how many occasions have you been drunk or very high from drinking alcoholic beverages during the past 30 days?






Response	6	8	10	12	Total	
0	99.8	97.3	94.8	87.8	96.9	
1-2	0.0	1.5	3.9	8.9	2.0	
3-5	0.2	0.8	1.0	1.7	0.7	
6-9	0.0	0.2	0.0	0.4	0.1	
10+	0.0	0.1	0.3	1.3	0.2	
N of Valid	882	848	307	237	2274	
N of Miss	58	47	10	19	134	

Table 173: On how many occasions have you drunk flavored alcoholic beverages, sometimes called 'alcopops' (like Mike's Hard Lemonade, Smirnoff Ice, Bacardi Breezers, etc.) in your lifetime?






Response	6	8	10	12	Total	
0	98.5	89.9	81.5	71.5	90.2	
1-2	1.1	5.8	7.5	10.5	4.7	
3-5	0.3	2.5	4.5	5.4	2.2	
6-9	0.0	0.2	2.3	3.8	0.8	
10+	0.0	1.6	4.2	8.8	2.1	
N of Valid	881	851	308	239	2279	
N of Miss	59	44	9	17	129	

Table 174: On how many occasions have you drunk flavored alcoholic beverages, sometimes called 'alcopops' (like Mike's Hard Lemonade, Smirnoff Ice, Bacardi Breezers, etc.) during the past 30 days?






Response	6	8	10	12	Total	
0	99.7	96.9	93.5	86.6	96.4	
1-2	0.2	2.2	5.2	9.2	2.6	
3-5	0.1	0.2	1.0	2.9	0.6	
6-9	0.0	0.0	0.0	0.8	0.1	
10+	0.0	0.6	0.3	0.4	0.3	
N of Valid	881	851	308	239	2279	
N of Miss	59	44	9	17	129	

Table 175: If you smoked cigarettes (not just a puff or drag) in the past year, how did you usually get them?













Response	6	8	10	12	Total	
I did not smoke cigarettes in the past year	96.7	94.3	87.5	80.4	92.9	
I bought them myself with a fake ID	0.0	0.4	0.0	0.0	0.1	
I bought them myself without a fake ID	0.0	0.0	0.3	2.2	0.3	
I got them from someone I know age 18 or older	0.3	1.2	5.3	10.0	2.3	
I got them from someone I know under age 18	0.3	0.5	2.0	0.9	0.7	
I got them from my brother or sister	0.0	0.8	0.0	0.0	0.3	
I got them from home with my parents' permission	0.0	0.1	0.7	0.4	0.2	
I got them from home without my parents' permission	0.2	1.0	0.7	0.4	0.6	
I got them from another relative	0.0	0.4	0.3	0.0	0.2	
A stranger bought them for me	0.1	0.2	0.0	0.4	0.2	
I took them from a store or shop	0.1	0.1	0.0	0.0	0.1	
Other	2.2	1.1	3.3	5.2	2.2	
N of Valid	867	837	304	230	2238	
N of Miss	73	58	13	26	170	

Table 176: If you used e-cigarettes, e-cigars, or e-hookahs (not just a puff or drag) in the past year, how did you usually get them? - I did not use e-cigarettes, e-cigars, or e-hookahs in the past year



Response	6	8	10	12	Total	
No	1.3	9.4	20.6	26.4	9.6	
Yes	98.7	90.6	79.4	73.6	90.4	
N of Valid	842	829	306	231	2208	
N of Miss	0	0	0	0	0	

Table 177: If you used e-cigarettes, e-cigars, or e-hookahs (not just a puff or drag) in the past year, how did you usually get them? - I bought them in a store such as a convenience store, supermarket, discount store, or gas station



Response	6	8	10	12	Total	
No	100.0	99.3	99.0	98.3	99.4	
Yes	0.0	0.7	1.0	1.7	0.6	
N of Valid	842	829	306	231	2208	
N of Miss	0	0	0	0	0	

Table 178: If you used e-cigarettes, e-cigars, or e-hookahs (not just a puff or drag) in the past year, how did you usually get them? - I got them on the Internet



Response	6	8	10	12	Total	
No	99.8	99.3	97.1	99.1	99.1	
Yes	0.2	0.7	2.9	0.9	0.9	
N of Valid	842	829	306	231	2208	
N of Miss	0	0	0	0	0	

Table 179: If you used e-cigarettes, e-cigars, or e-hookahs (not just a puff or drag) in the past year, how did you usually get them? - I got them at a store that sells electronic cigarettes, such as a "vape shop"



Response	6	8	10	12	Total	
No	100.0	99.5	99.0	96.1	99.3	
Yes	0.0	0.5	1.0	3.9	0.7	
N of Valid	842	829	306	231	2208	
N of Miss	0	0	0	0	0	

Table 180: If you used e-cigarettes, e-cigars, or e-hookahs (not just a puff or drag) in the past year, how did you usually get them? - I got them from a family member



Response	6	8	10	12	Total	
No	99.6	97.3	96.7	98.7	98.3	
Yes	0.4	2.7	3.3	1.3	1.7	
N of Valid	842	829	306	231	2208	
N of Miss	0	0	0	0	0	

Table 181: If you used e-cigarettes, e-cigars, or e-hookahs (not just a puff or drag) in the past year, how did you usually get them? - I got them from a friend



Response	6	8	10	12	Total	
No	99.0	94.2	87.3	80.1	93.6	
Yes	1.0	5.8	12.7	19.9	6.4	
N of Valid	842	829	306	231	2208	
N of Miss	0	0	0	0	0	

Table 182: If you used e-cigarettes, e-cigars, or e-hookahs (not just a puff or drag) in the past year, how did you usually get them? - A stranger got them for me



Response	6	8	10	12	Total	
No	100.0	99.5	99.7	100.0	99.8	
Yes	0.0	0.5	0.3	0.0	0.2	
N of Valid	842	829	306	231	2208	
N of Miss	0	0	0	0	0	

Table 183: If you used e-cigarettes, e-cigars, or e-hookahs (not just a puff or drag) in the past year, how did you usually get them? - I took them from a store or shop



Response	6	8	10	12	Total	
No	100.0	99.8	100.0	99.1	99.8	
Yes	0.0	0.2	0.0	0.9	0.2	
N of Valid	842	829	306	231	2208	
N of Miss	0	0	0	0	0	

Table 184: If you used e-cigarettes, e-cigars, or e-hookahs (not just a puff or drag) in the past year, how did you usually get them? - I got them some other way



Response	6	8	10	12	Total	
No	99.4	98.3	97.4	98.3	98.6	
Yes	0.6	1.7	2.6	1.7	1.4	
N of Valid	842	829	306	231	2208	
N of Miss	0	0	0	0	0	

Table 185: If you used marijuana (grass, pot) (not just a puff or drag) in the past year, how did you usually get it? - I did not use marijuana (grass, pot) in the past year



Response	6	8	10	12	Total	
No	2.5	4.6	12.1	19.3	6.3	
Yes	97.5	95.4	87.9	80.7	93.7	
N of Valid	848	826	306	228	2208	
N of Miss	0	0	0	0	0	

Table 186: If you used marijuana (grass, pot) (not just a puff or drag) in the past year, how did you usually get it? - I bought it myself



Response	6	8	10	12	Total	
No	100.0	98.8	94.4	92.1	98.0	
Yes	0.0	1.2	5.6	7.9	2.0	
N of Valid	848	826	306	228	2208	
N of Miss	0	0	0	0	0	

Table 187: If you used marijuana (grass, pot) (not just a puff or drag) in the past year, how did you usually get it? - I got it from someone at school



Response	6	8	10	12	Total	
No	99.8	99.2	96.7	96.5	98.8	
Yes	0.2	0.8	3.3	3.5	1.2	
N of Valid	848	826	306	228	2208	
N of Miss	0	0	0	0	0	

Table 188: If you used marijuana (grass, pot) (not just a puff or drag) in the past year, how did you usually get it? - I got it from someone with a medical marijuana card



Response	6	8	10	12	Total	
No	99.9	99.6	99.7	100.0	99.8	
Yes	0.1	0.4	0.3	0.0	0.2	
N of Valid	848	826	306	228	2208	
N of Miss	0	0	0	0	0	

Table 189: If you used marijuana (grass, pot) (not just a puff or drag) in the past year, how did you usually get it? - I got it from my brother or sister



Response	6	8	10	12	Total	
No	99.9	99.5	99.7	97.8	99.5	
Yes	0.1	0.5	0.3	2.2	0.5	
N of Valid	848	826	306	228	2208	
N of Miss	0	0	0	0	0	

Table 190: If you used marijuana (grass, pot) (not just a puff or drag) in the past year, how did you usually get it? - I got it from another relative



Response	6	8	10	12	Total	
No	99.6	98.7	98.4	98.7	99.0	
Yes	0.4	1.3	1.6	1.3	1.0	
N of Valid	848	826	306	228	2208	
N of Miss	0	0	0	0	0	

Table 191: If you used marijuana (grass, pot) (not just a puff or drag) in the past year, how did you usually get it? - Other



Response	6	8	10	12	Total	
No	98.0	98.1	93.8	93.4	97.0	
Yes	2.0	1.9	6.2	6.6	3.0	
N of Valid	848	826	306	228	2208	
N of Miss	0	0	0	0	0	

Table 192: If you drank alcohol (not just a sip or taste) in the past year, how did you usually get it?












Response	6	8	10	12	Total	
I did not drink alcohol in the past year	96.0	86.5	76.1	59.7	86.0	
I bought it myself with a fake ID	0.0	0.2	0.0	0.0	0.1	
I bought it myself without a fake ID	0.0	0.0	0.0	0.9	0.1	
I got it from someone I know age 21 or older	0.4	1.4	7.5	16.5	3.4	
I got it from someone I know under age 21	0.2	1.2	3.9	9.1	2.0	
I got it from my brother or sister	0.1	1.1	0.7	2.2	0.8	
I got it from home with my parents' permission	0.6	2.2	2.6	5.2	1.9	
I got it from home without my parents' permission	0.8	3.8	3.6	0.9	2.3	
I got it from another relative	0.0	1.0	1.3	2.2	0.8	
A stranger bought it for me	0.0	0.1	0.0	0.4	0.1	
I took it from a store or shop	0.0	0.0	0.0	0.0	0.0	
Other	1.9	2.5	4.2	3.0	2.6	
N of Valid	856	837	306	231	2230	
N of Miss	84	58	11	25	178	

Table 193: If you used prescription drugs or over the counter drugs without a doctor telling you to use it or for the purpose of getting high, where did you get these drugs? - Did not use



Response	6	8	10	12	Total	
No	0.6	2.1	2.6	6.6	2.0	
Yes	99.4	97.9	97.4	93.4	98.0	
N of Valid	852	826	305	229	2212	
N of Miss	0	0	0	0	0	

Table 194: If you used prescription drugs or over the counter drugs without a doctor telling you to use it or for the purpose of getting high, where did you get these drugs? -
Bought or took from store or shop



Response	6	8	10	12	Total	
No	99.8	99.9	100.0	99.6	99.8	
Yes	0.2	0.1	0.0	0.4	0.2	
N of Valid	852	826	305	229	2212	
N of Miss	0	0	0	0	0	

Table 195: If you used prescription drugs or over the counter drugs without a doctor telling you to use it or for the purpose of getting high, where did you get these drugs? -
Got from parents with permission



Response	6	8	10	12	Total	
No	100.0	99.3	99.7	99.6	99.6	
Yes	0.0	0.7	0.3	0.4	0.4	
N of Valid	852	826	305	229	2212	
N of Miss	0	0	0	0	0	

Table 196: If you used prescription drugs or over the counter drugs without a doctor telling you to use it or for the purpose of getting high, where did you get these drugs? -
Got from home without permission



Response	6	8	10	12	Total	
No	99.9	99.3	99.0	99.6	99.5	
Yes	0.1	0.7	1.0	0.4	0.5	
N of Valid	852	826	305	229	2212	
N of Miss	0	0	0	0	0	

Table 197: If you used prescription drugs or over the counter drugs without a doctor telling you to use it or for the purpose of getting high, where did you get these drugs? -
Got from relative with permission



Response	6	8	10	12	Total	
No	99.9	99.9	100.0	99.6	99.9	
Yes	0.1	0.1	0.0	0.4	0.1	
N of Valid	852	826	305	229	2212	
N of Miss	0	0	0	0	0	

Table 198: If you used prescription drugs or over the counter drugs without a doctor telling you to use it or for the purpose of getting high, where did you get these drugs? -
Got from relative without permission



Response	6	8	10	12	Total	
No	100.0	99.2	100.0	99.6	99.6	
Yes	0.0	0.8	0.0	0.4	0.4	
N of Valid	852	826	305	229	2212	
N of Miss	0	0	0	0	0	

Table 199: If you used prescription drugs or over the counter drugs without a doctor telling you to use it or for the purpose of getting high, where did you get these drugs? -
Got from friend's home with permission



Response	6	8	10	12	Total	
No	99.9	99.8	99.3	97.8	99.5	
Yes	0.1	0.2	0.7	2.2	0.5	
N of Valid	852	826	305	229	2212	
N of Miss	0	0	0	0	0	

Table 200: If you used prescription drugs or over the counter drugs without a doctor telling you to use it or for the purpose of getting high, where did you get these drugs? -
Got from friend's home without permission



Response	6	8	10	12	Total	
No	100.0	100.0	100.0	99.6	100.0	
Yes	0.0	0.0	0.0	0.4	0.0	
N of Valid	852	826	305	229	2212	
N of Miss	0	0	0	0	0	

Table 201: If you used prescription drugs or over the counter drugs without a doctor telling you to use it or for the purpose of getting high, where did you get these drugs? -
Got from friend at school



Response	6	8	10	12	Total	
No	100.0	99.8	99.7	99.6	99.8	
Yes	0.0	0.2	0.3	0.4	0.2	
N of Valid	852	826	305	229	2212	
N of Miss	0	0	0	0	0	

Table 202: If you used prescription drugs or over the counter drugs without a doctor telling you to use it or for the purpose of getting high, where did you get these drugs? -
Got from friend at party



Response	6	8	10	12	Total	
No	99.8	99.6	99.3	98.3	99.5	
Yes	0.2	0.4	0.7	1.7	0.5	
N of Valid	852	826	305	229	2212	
N of Miss	0	0	0	0	0	

Table 203: If you used prescription drugs or over the counter drugs without a doctor telling you to use it or for the purpose of getting high, where did you get these drugs? -
Got from friend, elsewhere



Response	6	8	10	12	Total	
No	99.8	99.8	98.4	97.4	99.3	
Yes	0.2	0.2	1.6	2.6	0.7	
N of Valid	852	826	305	229	2212	
N of Miss	0	0	0	0	0	

Table 204: If you used prescription drugs or over the counter drugs without a doctor telling you to use it or for the purpose of getting high, where did you get these drugs? -
Got from internet sale



Response	6	8	10	12	Total	
No	100.0	99.9	100.0	100.0	100.0	
Yes	0.0	0.1	0.0	0.0	0.0	
N of Valid	852	826	305	229	2212	
N of Miss	0	0	0	0	0	

Table 205: During the last month, about how many marijuana cigarettes, or the equivalent, did you smoke a day, on the average?


Response	6	8	10	12	Total	
None	99.5	96.7	94.0	92.2	97.0	
Less than 1 a day	0.1	1.6	4.0	3.0	1.5	
1 a day	0.2	0.8	0.3	1.7	0.6	
2-3 a day	0.1	0.5	1.3	1.7	0.6	
4-6 a day	0.0	0.4	0.0	0.4	0.2	
7-10 a day	0.0	0.0	0.0	0.4	0.0	
11 or more a day	0.0	0.0	0.3	0.4	0.1	
N of Valid	860	827	302	230	2219	
N of Miss	80	68	15	26	189	

Table 206: How wrong do your friends feel it would be for YOU to: have one or two drinks of an alcoholic beverage nearly every day?


Response	6	8	10	12	Total	
Very wrong	84.6	65.5	49.0	44.7	68.5	
Wrong	11.0	21.6	32.0	23.4	19.1	
A little bit wrong	2.5	8.2	13.1	19.6	7.9	
Not at all wrong	1.9	4.6	5.9	12.3	4.5	
N of Valid	875	850	306	235	2266	
N of Miss	65	45	11	21	142	

Table 207: How wrong do your friends feel it would be for YOU to: smoke tobacco?


Response	6	8	10	12	Total	
Very wrong	88.6	71.5	61.3	52.3	74.7	
Wrong	7.8	19.3	26.6	18.3	15.8	
A little bit wrong	2.0	6.2	6.2	18.3	5.8	
Not at all wrong	1.6	2.9	5.9	11.1	3.7	
N of Valid	869	848	305	235	2257	
N of Miss	71	47	12	21	151	

Table 208: How wrong do your friends feel it would be for YOU to: smoke marijuana?

Response	6	8	10	12	Total	
Very wrong	90.4	71.0	54.9	47.2	73.8	
Wrong	6.0	14.9	20.3	15.3	12.2	
A little bit wrong	1.5	8.4	11.4	21.3	7.5	
Not at all wrong	2.1	5.8	13.4	16.2	6.5	
N of Valid	868	848	306	235	2257	
N of Miss	72	47	11	21	151	

Table 209: How wrong do your friends feel it would be for YOU to: use prescription drugs not prescribed to you?

Response	6	8	10	12	Total	
Very wrong	88.7	78.9	71.6	69.4	80.7	
Wrong	8.5	15.3	20.6	15.7	13.5	
A little bit wrong	1.0	3.2	5.9	10.2	3.5	
Not at all wrong	1.7	2.6	2.0	4.7	2.4	
N of Valid	868	849	306	235	2258	
N of Miss	72	46	11	21	150	

Table 210: How wrong would most adults (over 21) in your neighborhood think it is for kids your age: to use marijuana?

Response	6	8	10	12	Total	
Very wrong	93.4	83.2	71.6	69.4	84.1	
Wrong	4.5	10.0	18.0	14.2	9.4	
A little bit wrong	1.2	4.5	6.2	11.2	4.1	
Not at all wrong	0.9	2.2	4.2	5.2	2.3	
N of Valid	864	846	306	232	2248	
N of Miss	76	49	11	24	160	

Table 211: How wrong would most adults (over 21) in your neighborhood think it is for kids your age: to drink alcohol?

Response	6	8	10	12	Total	
Very wrong	86.1	77.0	65.2	61.2	77.2	
Wrong	8.7	13.7	23.9	17.7	13.6	
A little bit wrong	3.4	6.5	6.2	12.9	5.9	
Not at all wrong	1.7	2.8	4.6	8.2	3.2	
N of Valid	858	846	305	232	2241	
N of Miss	82	49	12	24	167	

Table 212: How wrong would most adults (over 21) in your neighborhood think it is for kids your age: to smoke cigarettes?

Response	6	8	10	12	Total	
Very wrong	88.2	81.3	71.8	63.4	80.8	
Wrong	7.5	11.6	18.7	19.0	11.7	
A little bit wrong	2.9	4.6	5.6	12.1	4.9	
Not at all wrong	1.4	2.5	3.9	5.6	2.6	
N of Valid	858	847	305	232	2242	
N of Miss	82	48	12	24	166	

Table 213: How much do each of the following statements describe your neighborhood? crime and/or drug selling

Response	6	8	10	12	Total	
NO!	88.9	80.7	78.8	84.1	83.9	
no	7.1	13.0	13.7	10.3	10.6	
yes	3.4	4.7	5.6	3.4	4.2	
YES!	0.6	1.5	2.0	2.2	1.3	
N of Valid	854	844	306	232	2236	
N of Miss	86	51	11	24	172	

Table 214: How much do each of the following statements describe your neighborhood? fights


Response	6	8	10	12	Total	
NO!	80.3	78.1	77.1	84.5	79.5	
no	12.4	14.8	14.4	11.6	13.5	
yes	5.8	5.9	5.6	2.6	5.5	
YES!	1.5	1.2	2.9	1.3	1.6	
N of Valid	852	844	306	232	2234	
N of Miss	88	51	11	24	174	

Table 215: How much do each of the following statements describe your neighborhood? lots of empty or abandoned buildings


Response	6	8	10	12	Total	
NO!	83.9	79.3	79.4	85.8	81.7	
no	11.3	13.6	17.0	11.2	12.9	
yes	3.6	5.8	2.6	1.3	4.1	
YES!	1.2	1.3	1.0	1.7	1.2	
N of Valid	857	845	306	232	2240	
N of Miss	83	50	11	24	168	

Table 216: How much do each of the following statements describe your neighborhood? lots of graffiti


Response	6	8	10	12	Total	
NO!	89.6	85.1	84.3	89.2	87.1	
no	8.2	12.9	14.1	7.8	10.8	
yes	1.6	1.4	0.7	2.2	1.5	
YES!	0.5	0.6	1.0	0.9	0.6	
N of Valid	849	844	306	232	2231	
N of Miss	91	51	11	24	177	

Table 217: I feel safe in my neighborhood.

Response	6	8	10	12	Total
NO!	2.0	1.9	2.3	3.0	2.1
no	5.0	5.7	7.2	5.2	5.6
yes	36.5	39.6	37.4	41.3	38.3
YES!	56.6	52.8	53.1	50.4	54.1
N of Valid	861	844	305	230	2240
N of Miss	79	51	12	26	168

Table 218: If a kid smoked marijuana in your neighborhood would he or she be caught by the police?

Response	6	8	10	12	Total
NO!	12.9	15.3	19.0	29.7	16.4
no	15.4	28.2	40.0	37.5	25.9
yes	34.6	31.7	28.5	24.1	31.6
YES!	37.1	24.8	12.5	8.6	26.1
N of Valid	858	843	305	232	2238
N of Miss	82	52	12	24	170

Table 219: If a kid drank some beer, wine or hard liquor (for example, vodka, whiskey, or gin) in your neighborhood would he or she be caught by the police?

Response	6	8	10	12	Total
NO!	14.4	19.5	23.0	34.9	19.6
no	20.0	34.0	45.9	42.2	31.2
yes	35.3	27.9	22.3	18.1	28.9
YES!	30.2	18.6	8.9	4.7	20.3
N of Valid	853	840	305	232	2230
N of Miss	87	55	12	24	178

Table 220: If a kid carried a handgun in your neighborhood would he or she be caught by the police?





Response	6	8	10	12	Total	
NO!	12.5	15.8	19.0	25.4	16.0	
no	12.2	21.2	31.5	28.4	19.9	
yes	29.7	29.5	28.2	28.9	29.4	
YES!	45.6	33.5	21.3	17.2	34.8	
N of Valid	855	843	305	232	2235	
N of Miss	85	52	12	24	173	

Table 221: If you wanted to get some cigarettes, how easy would it be for you to get some?





Response	6	8	10	12	Total	
Very hard	86.3	62.5	40.0	25.5	64.6	
Sort of hard	7.1	13.6	22.6	12.6	12.2	
Sort of easy	3.7	15.1	20.3	19.5	11.9	
Very easy	3.0	8.8	17.0	42.4	11.2	
N of Valid	845	833	305	231	2214	
N of Miss	95	62	12	25	194	

Table 222: If you wanted to get some beer, wine or hard liquor (for example, vodka, whiskey, or gin), how easy would it be for you to get some?





Response	6	8	10	12	Total	
Very hard	81.2	54.4	31.8	26.8	58.7	
Sort of hard	9.9	14.4	20.0	14.7	13.5	
Sort of easy	5.7	16.5	26.6	20.8	14.2	
Very easy	3.2	14.7	21.6	37.7	13.6	
N of Valid	845	832	305	231	2213	
N of Miss	95	63	12	25	195	

Table 223: If you wanted to get a drug like cocaine, LSD, or amphetamines, how easy would it be for you to get some?





Response	6	8	10	12	Total	
Very hard	95.4	87.4	75.3	61.7	86.1	
Sort of hard	3.0	7.0	13.2	21.3	7.8	
Sort of easy	1.1	3.1	5.6	6.5	3.0	
Very easy	0.6	2.4	5.9	10.4	3.0	
N of Valid	845	828	304	230	2207	
N of Miss	95	67	13	26	201	

Table 224: If you wanted to get a handgun, how easy would it be for you to get one?





Response	6	8	10	12	Total	
Very hard	82.3	66.4	57.2	52.6	69.8	
Sort of hard	9.8	13.6	19.7	17.8	13.5	
Sort of easy	4.7	9.8	10.2	10.0	7.9	
Very easy	3.2	10.1	12.8	19.6	8.8	
N of Valid	846	828	304	230	2208	
N of Miss	94	67	13	26	200	

Table 225: If you wanted to get some marijuana, how easy would it be for you to get some?





Response	6	8	10	12	Total	
Very hard	93.5	76.4	53.0	39.4	75.8	
Sort of hard	3.6	7.6	13.5	10.8	7.2	
Sort of easy	1.7	8.6	12.8	15.2	7.2	
Very easy	1.3	7.4	20.7	34.6	9.7	
N of Valid	843	828	304	231	2206	
N of Miss	97	67	13	25	202	

Table 226: If you wanted to get prescription drugs for the purpose of getting high, how easy would it be for you to get some?





Response	6	8	10	12	Total	
Very hard	88.4	71.1	56.1	44.6	72.8	
Sort of hard	5.3	11.5	15.4	16.5	10.2	
Sort of easy	3.0	8.9	16.1	17.3	8.5	
Very easy	3.3	8.5	12.5	21.6	8.4	
N of Valid	842	827	305	231	2205	
N of Miss	98	68	12	25	203	

Table 227: If you wanted to get synthetic marijuana such as K2 or chemical products such as bath salts to get high, how easy would it be for you to get some?





Response	6	8	10	12	Total	
Very hard	94.8	85.1	73.8	61.0	84.7	
Sort of hard	3.4	7.2	14.4	20.8	8.2	
Sort of easy	0.7	4.3	4.3	7.8	3.3	
Very easy	1.1	3.3	7.5	10.4	3.8	
N of Valid	843	828	305	231	2207	
N of Miss	97	67	12	25	201	

Table 228: If you wanted to get steroids to use or to enhance athletic performance, how easy would it be for you to get some?





Response	6	8	10	12	Total	
Very hard	94.1	85.4	72.0	63.2	84.5	
Sort of hard	3.6	8.0	13.8	16.0	7.9	
Sort of easy	1.3	4.0	6.9	9.5	3.9	
Very easy	1.1	2.7	7.2	11.3	3.6	
N of Valid	842	830	304	231	2207	
N of Miss	98	65	13	25	201	

Table 229: If you wanted to get e-cigarettes, e-cigars, or e-hookahs, how easy would it be for you to get some?





Response	6	8	10	12	Total	
Very hard	90.7	68.5	47.4	34.2	70.5	
Sort of hard	4.8	9.9	14.1	10.8	8.6	
Sort of easy	1.8	8.8	13.2	12.1	7.1	
Very easy	2.7	12.8	25.3	42.9	13.8	
N of Valid	841	829	304	231	2205	
N of Miss	99	66	13	25	203	

Table 230: During the past 12 months, have you participated in any alcohol prevention programs or seen any alcohol prevention messages in your school or community? Yes, a school-based program focused on preventing underage drinking and/or drinking and driving.



Response	6	8	10	12	Total	
No	69.4	76.8	90.1	95.7	77.8	
Yes	30.6	23.2	9.9	4.3	22.2	
N of Valid	839	833	303	231	2206	
N of Miss	0	0	0	0	0	

Table 231: During the past 12 months, have you participated in any alcohol prevention programs or seen any alcohol prevention messages in your school or community? Yes, a community-based program focused on preventing underage drinking and/or drinking and driving (for example, through your church or temple or through youth groups like Boys and Girls Club or 4-H).



Response	6	8	10	12	Total	
No	86.7	88.8	94.1	96.1	89.5	
Yes	13.3	11.2	5.9	3.9	10.5	
N of Valid	839	833	303	231	2206	
N of Miss	0	0	0	0	0	

Table 232: During the past 12 months, have you participated in any alcohol prevention programs or seen any alcohol prevention messages in your school or community? Yes, a media campaign addressing underage drinking and/or drinking and driving (for example, newspaper ads, posters, pamphlets, radio, TV).



Response	6	8	10	12	Total	
No	85.0	84.6	90.1	93.5	86.4	
Yes	15.0	15.4	9.9	6.5	13.6	
N of Valid	839	833	303	231	2206	
N of Miss	0	0	0	0	0	

Table 233: During the past 12 months, have you participated in any alcohol prevention programs or seen any alcohol prevention messages in your school or community? No



Response	6	8	10	12	Total	
No	38.1	32.3	18.2	11.3	30.4	
Yes	61.9	67.7	81.8	88.7	69.6	
N of Valid	839	833	303	231	2206	
N of Miss	0	0	0	0	0	

Table 234: How wrong do your parents feel it would be for YOU to: have one or two drinks of an alcoholic beverage nearly every day?





Response	6	8	10	12	Total	
Very wrong	93.5	89.0	84.0	76.8	88.7	
Wrong	4.5	8.0	12.0	13.6	7.8	
A little bit wrong	1.2	1.9	3.3	6.6	2.3	
Not at all wrong	0.8	1.1	0.7	3.1	1.1	
N of Valid	841	834	300	228	2203	
N of Miss	99	61	17	28	205	

Table 235: How wrong do your parents feel it would be for YOU to: smoke tobacco?





Response	6	8	10	12	Total	
Very wrong	97.0	92.0	88.6	80.3	92.2	
Wrong	2.0	5.9	7.7	13.6	5.4	
A little bit wrong	0.6	1.4	2.3	3.9	1.5	
Not at all wrong	0.4	0.7	1.3	2.2	0.8	
N of Valid	842	835	299	228	2204	
N of Miss	98	60	18	28	204	

Table 236: How wrong do your parents feel it would be for YOU to: smoke marijuana?





Response	6	8	10	12	Total	
Very wrong	97.5	91.9	79.7	78.0	91.0	
Wrong	1.9	4.4	11.0	9.7	4.9	
A little bit wrong	0.2	2.6	5.0	7.0	2.5	
Not at all wrong	0.4	1.0	4.3	5.3	1.6	
N of Valid	841	832	300	227	2200	
N of Miss	99	63	17	29	208	

Table 237: How wrong do your parents feel it would be for YOU to: use prescription drugs not prescribed to you?





Response	6	8	10	12	Total	
Very wrong	97.1	94.0	87.7	89.5	93.9	
Wrong	2.1	3.8	9.7	7.5	4.4	
A little bit wrong	0.2	1.3	1.0	2.2	1.0	
Not at all wrong	0.5	0.8	1.7	0.9	0.8	
N of Valid	840	835	300	228	2203	
N of Miss	100	60	17	28	205	

Table 238: How wrong do your parents feel it would be for YOU to: steal something?





Response	6	8	10	12	Total	
Very wrong	91.2	86.0	85.7	88.1	88.2	
Wrong	7.6	11.4	12.7	10.1	10.0	
A little bit wrong	0.7	2.0	0.7	1.3	1.3	
Not at all wrong	0.5	0.6	1.0	0.4	0.6	
N of Valid	841	835	300	227	2203	
N of Miss	99	60	17	29	205	

Table 239: How wrong do your parents feel it would be for YOU to: draw graffiti, write things, or draw pictures on buildings or other property (without the owner's permission)?





Response	6	8	10	12	Total	
Very wrong	93.0	85.4	83.0	81.9	87.6	
Wrong	4.4	9.6	11.0	13.2	8.2	
A little bit wrong	1.9	3.4	4.3	3.5	2.9	
Not at all wrong	0.7	1.7	1.7	1.3	1.3	
N of Valid	843	834	300	227	2204	
N of Miss	97	61	17	29	204	

Table 240: How wrong do your parents feel it would be for YOU to: pick a fight with someone?





Response	6	8	10	12	Total	
Very wrong	77.6	66.9	65.7	70.0	71.1	
Wrong	17.2	23.6	21.7	22.0	20.8	
A little bit wrong	3.8	7.6	10.3	7.0	6.4	
Not at all wrong	1.4	1.9	2.3	0.9	1.7	
N of Valid	842	833	300	227	2202	
N of Miss	98	62	17	29	206	

Table 241: During the past 12 months, have you talked with at least one of your parents about the dangers of underage drinking and/or drinking and driving? By parents, we mean either your biological parents, adoptive parents, stepparents, or adult guardians - whether or not they live with you.



Response	6	8	10	12	Total	
No	47.8	50.6	55.0	54.5	50.5	
Yes	52.2	49.4	45.0	45.5	49.5	
N of Valid	808	803	291	211	2113	
N of Miss	132	92	26	45	295	

Table 242: The rules in my family are clear.


Response	6	8	10	12	Total	
NO!	4.5	4.9	4.7	6.2	4.8	
no	3.1	6.4	5.3	9.7	5.3	
yes	25.3	31.2	35.9	38.9	30.4	
YES!	67.1	57.5	54.2	45.1	59.4	
N of Valid	831	832	301	226	2190	
N of Miss	109	63	16	30	218	

Table 243: People in my family have serious arguments about the same things, and often insult or yell at each other.

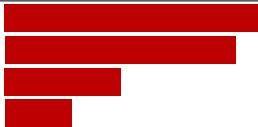
Response	6	8	10	12	Total	
NO!	47.2	37.6	29.8	30.1	39.4	
no	31.4	35.8	42.8	40.3	35.6	
yes	13.9	17.6	18.7	20.4	16.7	
YES!	7.5	8.9	8.7	9.3	8.4	
N of Valid	826	829	299	226	2180	
N of Miss	114	66	18	30	228	

Table 244: When I am not at home, one of my parents knows where I am and who I am with.

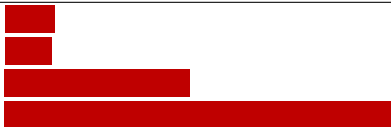
Response	6	8	10	12	Total	
NO!	6.2	5.6	3.7	6.6	5.7	
no	2.2	5.5	6.3	12.3	5.1	
yes	20.6	29.2	34.3	42.7	28.1	
YES!	71.1	59.6	55.7	38.3	61.2	
N of Valid	826	832	300	227	2185	
N of Miss	114	63	17	29	223	

Table 245: My family has clear rules about alcohol and drug use.

Response	6	8	10	12	Total
NO!	4.8	6.7	3.7	5.7	5.5
no	2.8	6.5	9.1	15.4	6.4
yes	15.9	22.7	31.9	37.0	22.9
YES!	76.5	64.0	55.4	41.9	65.2
N of Valid	825	831	298	227	2181
N of Miss	115	64	19	29	227

Table 246: If you skipped school would you be caught by your parents?

Response	6	8	10	12	Total
NO!	6.2	6.5	5.3	8.8	6.5
no	4.4	7.7	8.3	11.1	6.9
yes	13.9	19.0	28.9	38.1	20.4
YES!	75.5	66.7	57.5	42.0	66.2
N of Valid	826	826	301	226	2179
N of Miss	114	69	16	30	229

Table 247: My parents ask if I've gotten my homework done.

Response	6	8	10	12	Total
NO!	4.6	7.0	7.0	13.2	6.7
no	5.1	9.4	12.7	26.0	9.9
yes	17.5	27.0	34.0	33.5	25.0
YES!	72.8	56.6	46.3	27.3	58.3
N of Valid	828	829	300	227	2184
N of Miss	112	66	17	29	224

Table 248: Would your parents know if you did not come home on time?

Response	6	8	10	12	Total	
NO!	5.0	5.7	5.0	8.8	5.6	
no	3.9	7.7	9.3	14.1	7.1	
yes	18.9	25.8	33.9	34.8	25.2	
YES!	72.2	60.8	51.8	42.3	62.0	
N of Valid	825	830	301	227	2183	
N of Miss	115	65	16	29	225	

Table 249: Do you know how to properly dispose of leftover prescription drugs?

Response	6	8	10	12	Total	
No	78.2	70.2	65.7	66.5	72.2	
Yes	21.8	29.8	34.3	33.5	27.8	
N of Valid	785	810	297	218	2110	
N of Miss	155	85	20	38	298	

Table 250: Have any of your brothers or sisters ever: drunk beer, wine or hard liquor (for example, vodka, whiskey or gin)?

Response	6	8	10	12	Total	
No	80.2	65.4	51.5	49.8	67.4	
Yes	15.1	28.8	42.5	44.0	27.1	
I don't have any brothers or sisters	4.7	5.8	6.0	6.2	5.5	
N of Valid	823	832	301	225	2181	
N of Miss	117	63	16	31	227	

Table 251: Have any of your brothers or sisters ever: smoked marijuana?

Response	6	8	10	12	Total	
No	92.3	82.8	72.1	67.6	83.3	
Yes	2.9	11.5	21.9	26.7	11.3	
I don't have any brothers or sisters	4.8	5.6	6.0	5.8	5.4	
N of Valid	821	832	301	225	2179	
N of Miss	119	63	16	31	229	

Table 252: Have any of your brothers or sisters ever: smoked cigarettes?




Response	6	8	10	12	Total	
No	86.6	76.2	65.4	66.2	77.6	
Yes	8.7	18.2	28.6	28.0	17.0	
I don't have any brothers or sisters	4.8	5.7	6.0	5.8	5.4	
N of Valid	819	831	301	225	2176	
N of Miss	121	64	16	31	232	

Table 253: Have any of your brothers or sisters ever: taken a handgun to school?




Response	6	8	10	12	Total	
No	95.0	93.4	91.7	92.4	93.7	
Yes	0.2	1.0	2.3	1.8	1.0	
I don't have any brothers or sisters	4.8	5.6	6.0	5.8	5.4	
N of Valid	820	832	301	225	2178	
N of Miss	120	63	16	31	230	

Table 254: Have any of your brothers or sisters ever: been suspended or expelled from school?




Response	6	8	10	12	Total	
No	84.1	72.7	74.3	75.0	77.5	
Yes	11.0	21.6	19.7	19.2	17.1	
I don't have any brothers or sisters	4.9	5.6	6.0	5.8	5.4	
N of Valid	817	832	300	224	2173	
N of Miss	123	63	17	32	235	

Table 255: Have any of your brothers or sisters ever: used e-cigarettes, e-cigars or e-hookahs (vaping)?




Response	6	8	10	12	Total	
No	89.3	76.4	67.9	65.8	79.0	
Yes	6.0	17.8	25.8	28.4	15.5	
I don't have any brothers or sisters	4.7	5.8	6.4	5.8	5.5	
N of Valid	822	832	299	225	2178	
N of Miss	118	63	18	31	230	

Table 256: Have any of your brothers or sisters ever: used prescription drugs not prescribed to him/her?




Response	6	8	10	12	Total	
No	94.2	88.6	85.7	79.0	89.3	
Yes	1.1	5.8	8.3	15.2	5.3	
I don't have any brothers or sisters	4.8	5.7	6.0	5.8	5.4	
N of Valid	821	831	300	224	2176	
N of Miss	119	64	17	32	232	

Table 257: Have you changed homes in the past year (the last 12 months)?



Response	6	8	10	12	Total	
No	72.4	72.6	70.9	82.7	73.3	
Yes	27.6	27.4	29.1	17.3	26.7	
N of Valid	809	817	296	220	2142	
N of Miss	131	78	21	36	266	

Table 258: How many times have you changed homes since kindergarten?






Response	6	8	10	12	Total	
Never	39.0	29.0	32.6	26.2	33.0	
1 or 2 times	33.2	35.2	30.2	35.7	33.8	
3 or 4 times	19.1	20.0	16.3	19.9	19.1	
5 or 6 times	5.3	8.7	11.6	9.5	7.9	
7 or more times	3.4	7.1	9.3	8.6	6.2	
N of Valid	817	830	301	221	2169	
N of Miss	123	65	16	35	239	

Table 259: Have you changed schools (including changing from elementary to middle and middle to high school) in the past year?



Response	6	8	10	12	Total	
No	21.8	48.5	36.4	78.9	39.9	
Yes	78.2	51.5	63.6	21.1	60.1	
N of Valid	809	818	297	223	2147	
N of Miss	131	77	20	33	261	

Table 260: How many times have you changed schools since kindergarten (including changing from elementary to middle and middle to high school)?






Response	6	8	10	12	Total	
Never	18.7	13.5	16.6	18.5	16.4	
1 or 2 times	54.4	43.8	17.2	18.0	41.5	
3 or 4 times	19.4	27.9	47.3	42.3	28.9	
5 or 6 times	6.1	8.9	12.5	14.0	8.8	
7 or more times	1.5	6.0	6.4	7.2	4.5	
N of Valid	809	822	296	222	2149	
N of Miss	131	73	21	34	259	

Table 261: Has anyone in your family ever had severe alcohol or drug problems?



Response	6	8	10	12	Total	
No	79.0	64.9	57.5	57.2	68.4	
Yes	21.0	35.1	42.5	42.8	31.6	
N of Valid	805	823	294	222	2144	
N of Miss	135	72	23	34	264	

Table 262: About how many adults (over 21) have you known personally who in the past year have: used marijuana, crack, cocaine, or other drugs?






Response	6	8	10	12	Total	
0	86.3	73.3	63.0	61.6	75.6	
1	7.7	14.0	15.0	13.8	11.7	
2	3.4	5.7	10.0	7.1	5.6	
3-4	1.1	2.8	5.3	8.5	3.1	
5	1.5	4.2	6.7	8.9	4.0	
N of Valid	819	828	300	224	2171	
N of Miss	121	67	17	32	237	

Table 263: About how many adults (over 21) have you known personally who in the past year have: sold or dealt drugs?






Response	6	8	10	12	Total	
0	91.5	84.5	77.9	77.1	85.5	
1	4.9	9.1	8.4	7.6	7.2	
2	2.1	3.0	6.7	9.0	3.8	
3-4	0.6	1.1	2.7	1.8	1.2	
5	1.0	2.3	4.3	4.5	2.3	
N of Valid	819	827	299	223	2168	
N of Miss	121	68	18	33	240	

Table 264: About how many adults (over 21) have you known personally who in the past year have: done other things that could get them in trouble with the police, like stealing, selling stolen goods, mugging or assaulting others, etc.?






Response	6	8	10	12	Total	
0	88.4	80.7	74.7	79.2	82.6	
1	6.5	11.4	11.7	9.0	9.3	
2	2.4	3.2	6.3	5.0	3.5	
3-4	1.2	1.9	1.7	3.6	1.8	
5	1.5	2.8	5.7	3.2	2.7	
N of Valid	819	825	300	221	2165	
N of Miss	121	70	17	35	243	

Table 265: About how many adults (over 21) have you known personally who in the past year have: gotten drunk or high?










Response	6	8	10	12	Total	
0	72.0	52.7	38.0	39.6	56.6	
1	14.4	20.5	19.0	16.7	17.6	
2	6.0	9.5	11.7	10.8	8.6	
3-4	3.3	6.2	10.3	8.1	5.8	
5	4.4	11.1	21.0	24.8	11.3	
N of Valid	820	829	300	222	2171	
N of Miss	120	66	17	34	237	

Table 266: How honest were you in filling out this survey?

Response	6	8	10	12	Total	
I was very honest	85.6	81.1	75.1	77.7	81.7	
I was honest pretty much of the time	12.0	15.3	20.6	15.3	14.8	
I was honest some of the time	2.0	3.0	3.3	4.8	2.9	
I was honest once in a while	0.4	0.6	1.0	2.2	0.7	
I was not honest at all	0.0	0.0	0.0	0.0	0.0	
N of Valid	835	843	301	229	2208	
N of Miss	105	52	16	27	200	