

2015 APNA

Arkansas Prevention Needs Assessment Student Survey

Saline County
Tables

**Arkansas Department of Human Services
Division of Behavioral Health Services
Prevention Services**

Conducted by International Survey Associates dba Pride Surveys

Contents

1	INTRODUCTION	11
2	PERCENTAGE TABLES	16

List of Tables

1	Sex	17
2	Age	17
3	Are you Hispanic or Latino?	17
4	What is your race? Black or African American	18
5	What is your race? Asian	18
6	What is your race? American Indian	18
7	What is your race? Alaska Native	18
8	What is your race? White	19
9	What is your race? Native Hawaiian or Other Pacific Islander	19
10	What is your race? Other	19
11	What is the highest level of schooling completed by your mother or father?	20
12	Think of where you live most of the time. Which of the following people live there with you? Mother	20
13	Think of where you live most of the time. Which of the following people live there with you? Stepmother	20
14	Think of where you live most of the time. Which of the following people live there with you? Foster Mother	21
15	Think of where you live most of the time. Which of the following people live there with you? Grandmother	21
16	Think of where you live most of the time. Which of the following people live there with you? Aunt	21
17	Think of where you live most of the time. Which of the following people live there with you? Father	21
18	Think of where you live most of the time. Which of the following people live there with you? Stepfather	22
19	Think of where you live most of the time. Which of the following people live there with you? Foster Father	22
20	Think of where you live most of the time. Which of the following people live there with you? Grandfather	22
21	Think of where you live most of the time. Which of the following people live there with you? Uncle	22
22	Think of where you live most of the time. Which of the following people live there with you? Other Adults	23
23	Think of where you live most of the time. Which of the following people live there with you? Brother(s)	23
24	Think of where you live most of the time. Which of the following people live there with you? Stepbrother(s)	23
25	Think of where you live most of the time. Which of the following people live there with you? Sister(s)	23
26	Think of where you live most of the time. Which of the following people live there with you? Stepsister(s)	24

27	Think of where you live most of the time. Which of the following people live there with you? Other Children	24
28	In my school, students have lots of chances to help decide things like class activities and rules.	24
29	Teachers ask me to work on special classroom projects.	24
30	My teacher(s) notices when I am doing a good job and lets me know about it.	25
31	There are lots of chances for students in my school to get involved in sports, clubs, and other school activities outside of class.	25
32	There are lots of chances for students in my school to talk with a teacher one-on-one.	25
33	I feel safe at my school.	26
34	The school lets my parents know when I have done something well.	26
35	My teachers praise me when I work hard in school.	26
36	Are your school grades better than the grades of most students in your class?	27
37	I have lots of chances to be part of class discussions or activities.	27
38	Now thinking back over the past year in school, how often did you: enjoy being in school?	27
39	Now thinking back over the past year in school, how often did you: hate being in school?	28
40	Now thinking back over the past year in school, how often did you: try to do your best work in school?	28
41	How often do you feel that the school work you are assigned is meaningful and important?	28
42	Putting them all together, what were your grades like last year?	29
43	How important do you think the things you are learning in school are going to be for your later life?	29
44	Do your parents care about your skipping or cutting school?	29
45	During the LAST FOUR WEEKS how many whole days of school have you missed because you skipped or 'cut'?	30
46	What are the chances you would be seen as cool if you: smoked cigarettes?	30
47	What are the chances you would be seen as cool if you: worked hard at school?	30
48	What are the chances you would be seen as cool if you: began drinking alcoholic beverages regularly, that is, at least once or twice a month?	31
49	What are the chances you would be seen as cool if you: defended someone who was being bullied?	31
50	What are the chances you would be seen as cool if you: smoked marijuana?	31
51	What are the chances you would be seen as cool if you: carried a handgun?	32

52	What are the chances you would be seen as cool if you: used e-cigarettes, e-cigars or e-hookahs?	32
53	What are the chances you would be seen as cool if you: bullied someone or cyber bullied someone?	32
54	Think of your four best friends (the friends you feel closest to). In the past year (12 months), how many of your best friends have: participated in clubs, organizations or activities at school?	33
55	Think of your four best friends (the friends you feel closest to). In the past year (12 months), how many of your best friends have: smoked cigarettes?	33
56	Think of your four best friends (the friends you feel closest to). In the past year (12 months), how many of your best friends have: tried beer, wine or hard liquor (for example, vodka, whiskey, or gin) when their parents didn't know about it?	33
57	Think of your four best friends (the friends you feel closest to). In the past year (12 months), how many of your best friends have: used e-cigarettes, e-cigars, or e-hookahs?	34
58	Think of your four best friends (the friends you feel closest to). In the past year (12 months), how many of your best friends have: used marijuana?	34
59	Think of your four best friends (the friends you feel closest to). In the past year (12 months), how many of your best friends have: used prescription drugs or non-prescription drugs for the purpose of getting high?	34
60	Think of your four best friends (the friends you feel closest to). In the past year (12 months), how many of your best friends have: used synthetic marijuana (K2, spice) or bath salts?	35
61	Think of your four best friends (the friends you feel closest to). In the past year (12 months), how many of your best friends have: used LSD, cocaine, amphetamines, or other illegal drugs?	35
62	Think of your four best friends (the friends you feel closest to). In the past year (12 months), how many of your best friends have: been bullied?	35
63	Think of your four best friends (the friends you feel closest to). In the past year (12 months), how many of your best friends have: been suspended from school?	36
64	Think of your four best friends (the friends you feel closest to). In the past year (12 months), how many of your best friends have: carried a handgun?	36
65	Think of your four best friends (the friends you feel closest to). In the past year (12 months), how many of your best friends have: sold illegal drugs?	36
66	Think of your four best friends (the friends you feel closest to). In the past year (12 months), how many of your best friends have: regularly attended religious services?	37

67	Think of your four best friends (the friends you feel closest to). In the past year (12 months), how many of your best friends have: stolen or tried to steal a motor vehicle such as a car or motorcycle?	37
68	Think of your four best friends (the friends you feel closest to). In the past year (12 months), how many of your best friends have: been arrested?	37
69	Think of your four best friends (the friends you feel closest to). In the past year (12 months), how many of your best friends have: dropped out of school?	38
70	Think of your four best friends (the friends you feel closest to). In the past year (12 months), how many of your best friends have: been members of a gang?	38
71	How old were you when you first: smoked marijuana?	38
72	How old were you when you first: smoked a cigarette, even just a puff?	39
73	How old were you when you first: had more than a sip or two of beer, wine or hard liquor (for example, vodka, whiskey, or gin)?	39
74	How old were you when you first: began drinking alcoholic beverages regularly, that is, at least once or twice a month?	40
75	How old were you when you first: used Daztrex?	40
76	How old were you when you first: got suspended from school?	41
77	How old were you when you first: got arrested?	41
78	How old were you when you first: carried a handgun?	42
79	How old were you when you first: used e-cigarettes, e-cigars, or e-hookahs?	42
80	How old were you when you first: belonged to a gang?	43
81	How old were you when you first: used prescription drugs not prescribed to you?	43
82	How wrong do you think it is for someone your age to: take a handgun to school?	44
83	How wrong do you think it is for someone your age to: steal anything?	44
84	How wrong do you think it is for someone your age to: pick a fight with someone?	44
85	How wrong do you think it is for someone your age to: attack someone with the idea of seriously hurting them?	45
86	How wrong do you think it is for someone your age to: stay away from school all day when their parents think they are at school?	45
87	How wrong do you think it is for someone your age to: drink beer, wine or hard liquor (for example, vodka, whiskey, or gin) regularly?	45
88	How wrong do you think it is for someone your age to: smoke cigarettes?	46
89	How wrong do you think it is for someone your age to: smoke marijuana?	46

90	How wrong do you think it is for someone your age to: use prescription drugs or non-prescription drugs for the purpose of getting high?	46
91	How wrong do you think it is for someone your age to: use synthetic marijuana (K2, spice) or bath salts?	47
92	How wrong do you think it is for someone your age to: use LSD, cocaine, amphetamines or another illegal drug?	47
93	How wrong do you think it is for someone your age to: use e-cigarettes, e-cigars or e-hookahs?	47
94	At school during the past 12 months, did you receive help from the resource teacher, speech therapist or other special education teacher?	48
95	How many times in the past year (12 months) have you: been suspended from school?	48
96	How many times in the past year (12 months) have you: carried a handgun?	48
97	How many times in the past year (12 months) have you: sold illegal drugs?	49
98	How many times in the past year (12 months) have you: stolen or tried to steal a motor vehicle such as a car or motorcycle?	49
99	How many times in the past year (12 months) have you: participated in clubs, organizations or activities at school?	50
100	How many times in the past year (12 months) have you: been arrested?	50
101	How many times in the past year (12 months) have you: attacked someone with the idea of seriously hurting them?	51
102	How many times in the past year (12 months) have you: been drunk or high at school?	51
103	How many times in the past year (12 months) have you: taken a handgun to school?	52
104	Are you currently on probation, or assigned a probation officer with Juvenile Court?	52
105	Have you ever belonged to a gang?	52
106	If you have ever belonged to a gang, did that gang have a name?	53
107	You are at a party at someone's house, and one of your friends offers you a drink containing alcohol. What would you say or do?	53
108	How often do you attend religious services or activities?	53
109	I think sometimes it's okay to cheat at school.	54
110	It is important to think before you act.	54
111	Sometimes I think that life is not worth it.	54
112	At times I think I am no good at all.	55
113	All in all, I am inclined to think that I am a failure.	55
114	In the past year, have you felt depressed or sad MOST days, even if you felt okay sometimes?	55
115	It is all right to beat up people if they start the fight.	56
116	I think it is okay to take something without asking if you can get away with it.	56

117	Where do you get the most information about living a drug and alcohol free life? Parents/guardians	56
118	Where do you get the most information about living a drug and alcohol free life? Friends	57
119	Where do you get the most information about living a drug and alcohol free life? Family members	57
120	Where do you get the most information about living a drug and alcohol free life? School	57
121	Where do you get the most information about living a drug and alcohol free life? Internet	58
122	Where do you get the most information about living a drug and alcohol free life? TV	58
123	Where do you get the most information about living a drug and alcohol free life? Social media	58
124	How much do you think people risk harming themselves (physically or in other ways) if they: smoked one or more packs of cigarettes per day?	59
125	How much do you think people risk harming themselves (physically or in other ways) if they: try marijuana once or twice?	59
126	How much do you think people risk harming themselves (physically or in other ways) if they: smoke marijuana once or twice a week?	59
127	How much do you think people risk harming themselves (physically or in other ways) if they: take one or two drinks of an alcoholic beverage (beer, wine, liquor) nearly every day?	60
128	How much do you think people risk harming themselves (physically or in other ways) if they: have five or more drinks of an alcoholic beverage once or twice a weekend?	60
129	How much do you think people risk harming themselves (physically or in other ways) if they: use prescription drugs that are not prescribed to them?	60
130	How much do you think people risk harming themselves (physically or in other ways) if they: use non-prescription drugs to get high?	61
131	How much do you think people risk harming themselves (physically or in other ways) if they: use e-cigarettes, e-cigars, or e-hookahs?	61
132	Have you ever used smokeless tobacco (chew, snuff, plug, dipping tobacco, or chewing tobacco)?	61
133	How often have you used smokeless tobacco during the past 30 days?	62
134	Have you ever smoked cigarettes?	62
135	How frequently have you smoked cigarettes during the past 30 days?	62
136	Which statement best describes rules about smoking inside your home or your family cars?	63
137	Have you ever used e-cigarettes, e-cigars, or e-hookahs?	63
138	How frequently have you used e-cigarettes, e-cigars, or e-hookahs?	64
139	During this school year, were you taught in any of your classes about the dangers of tobacco use?	64

140	During the past 12 months, have you participated in any community activities to discourage people your age from using cigarettes, chewing tobacco, snuff, dip or cigars, e-cigarettes, e-cigars, or e-hookahs?	64
141	Think back over the last two weeks. How many times have you had five or more alcoholic drinks in a row?	65
142	During the past 30 days, how many times did you ride in a car or other vehicle driven by someone who had been drinking alcohol or using drugs to get high?	65
143	During the past 30 days, how many times did you drive a car or other vehicle when you had been drinking alcohol or using drugs to get high?	65
144	If you drank alcohol (not just a sip or taste) in the past year, how did you usually get it?	66
145	If you drank alcohol (not just a sip or taste) in the past year, where did you usually drink it?	66
146	How do you feel about someone your age having one or two drinks of an alcoholic beverage nearly every day?	67
147	On how many occasions have you had alcoholic beverages (beer, wine or hard liquor) to drink in your lifetime - more than just a few sips?	67
148	On how many occasions have you drunk one or more drinks of an alcoholic beverage during the past 30 days?	67
149	On how many occasions have you used marijuana (grass, pot) or hashish (hash, hash oil) in your lifetime?	68
150	On how many occasions have you used marijuana (grass, pot) or hashish (hash, hash oil) during the past 30 days?	68
151	On how many occasions have you used LSD or other psychedelics in your lifetime?	68
152	On how many occasions have you used LSD or other psychedelics during the past 30 days?	69
153	On how many occasions have you used cocaine or crack in your lifetime?	69
154	On how many occasions have you used cocaine or crack during the past 30 days?	69
155	On how many occasions have you sniffed glue, breathed the contents of an aerosol spray can, or inhaled other gases or sprays, in order to get high in your lifetime?	70
156	On how many occasions have you sniffed glue, breathed the contents of an aerosol spray can, or inhaled other gases or sprays, in order to get high during the past 30 days?	70
157	On how many occasions have you used Daztrex in your lifetime?	71
158	On how many occasions have you used Daztrex during the past 30 days?	71
159	On how many occasions have you used synthetic marijuana (K2, spice) in your lifetime?	71

160	On how many occasions have you used synthetic marijuana (K2, spice) during the past 30 days?	72
161	On how many occasions have you used methamphetamines (meth, speed, crank, crystal meth) in your lifetime?	72
162	On how many occasions have you used methamphetamines (meth, speed, crank, crystal meth) in the past 30 days?	72
163	On how many occasions have you used other chemical products (bath salts, plant food, etc.) in your lifetime?	73
164	On how many occasions have you used other chemical products (bath salts, plant food, etc.) during the past 30 days?	73
165	On how many occasions have you used heroin or other opiates in your lifetime?	73
166	On how many occasions have you used heroin or other opiates during the past 30 days?	74
167	On how many occasions have you used MDMA ('X', 'E', or ecstasy) in your lifetime?	74
168	On how many occasions have you used MDMA ('X', 'E', or ecstasy) during the past 30 days?	74
169	On how many occasions have you taken prescription drugs (such as Valium, Xanax, Ritalin, Adderall, OxyContin, Darvocet, or sleeping pills) not prescribed to you in your lifetime?	75
170	On how many occasions have you taken prescription drugs (such as Valium, Xanax, Ritalin, Adderall, OxyContin, Darvocet, or sleeping pills) not prescribed to you during the past 30 days?	75
171	On how many occasions have you taken non-prescription medicines such as diet pills (for example, Dietac, Dexatrim or Prolamine), stay-awake pills (for example No-Doz, Vivarin, or Wake), or cough or cold medicines (robos, DXM, etc.) to get high in your lifetime?	76
172	On how many occasions have you taken non-prescription medicines such as diet pills (for example, Dietac, Dexatrim or Prolamine), stay-awake pills (for example No-Doz, Vivarin, or Wake), or cough or cold medicines (robos, DXM, etc.) to get high during the past 30 days?	76
173	On how many occasions have you been drunk or very high from drinking alcoholic beverages during the past 30 days?	77
174	On how many occasions have you drunk flavored alcoholic beverages, sometimes called 'alcopops' (like Mike's Hard Lemonade, Smirnoff Ice, Bacardi Breezers, etc.) in your lifetime?	77
175	On how many occasions have you drunk flavored alcoholic beverages, sometimes called 'alcopops' (like Mike's Hard Lemonade, Smirnoff Ice, Bacardi Breezers, etc.) during the past 30 days?	78
176	If you used prescription drugs or over the counter drugs without a doctor telling you to use it or for the purpose of getting high, where did you get these drugs? - Did not use	78

177	If you used prescription drugs or over the counter drugs without a doctor telling you to use it or for the purpose of getting high, where did you get these drugs? - Bought or took from store or shop	78
178	If you used prescription drugs or over the counter drugs without a doctor telling you to use it or for the purpose of getting high, where did you get these drugs? - Got from parents with permission	79
179	If you used prescription drugs or over the counter drugs without a doctor telling you to use it or for the purpose of getting high, where did you get these drugs? - Got from home without permission	79
180	If you used prescription drugs or over the counter drugs without a doctor telling you to use it or for the purpose of getting high, where did you get these drugs? - Got from relative with permission	79
181	If you used prescription drugs or over the counter drugs without a doctor telling you to use it or for the purpose of getting high, where did you get these drugs? - Got from relative without permission	79
182	If you used prescription drugs or over the counter drugs without a doctor telling you to use it or for the purpose of getting high, where did you get these drugs? - Got from friend's home with permission	80
183	If you used prescription drugs or over the counter drugs without a doctor telling you to use it or for the purpose of getting high, where did you get these drugs? - Got from friend's home without permission	80
184	If you used prescription drugs or over the counter drugs without a doctor telling you to use it or for the purpose of getting high, where did you get these drugs? - Got from friend at school	80
185	If you used prescription drugs or over the counter drugs without a doctor telling you to use it or for the purpose of getting high, where did you get these drugs? - Got from friend at party	80
186	If you used prescription drugs or over the counter drugs without a doctor telling you to use it or for the purpose of getting high, where did you get these drugs? - Got from friend, elsewhere	81
187	If you used prescription drugs or over the counter drugs without a doctor telling you to use it or for the purpose of getting high, where did you get these drugs? - Got from internet sale	81
188	During the last month, about how many marijuana cigarettes, or the equivalent, did you smoke a day, on the average?	81
189	How wrong do your friends feel it would be for YOU to: have one or two drinks of an alcoholic beverage nearly every day?	82
190	How wrong do your friends feel it would be for YOU to: smoke tobacco?	82
191	How wrong do your friends feel it would be for YOU to: smoke marijuana?	82
192	How wrong do your friends feel it would be for YOU to: use prescription drugs not prescribed to you?	83
193	How wrong would most adults (over 21) in your neighborhood think it is for kids your age: to use marijuana?	83

194	How wrong would most adults (over 21) in your neighborhood think it is for kids your age: to drink alcohol?	83
195	How wrong would most adults (over 21) in your neighborhood think it is for kids your age: to smoke cigarettes?	84
196	How much do each of the following statements describe your neighborhood? crime and/or drug selling	84
197	How much do each of the following statements describe your neighborhood? fights	84
198	How much do each of the following statements describe your neighborhood? lots of empty or abandoned buildings	85
199	How much do each of the following statements describe your neighborhood? lots of graffiti	85
200	I feel safe in my neighborhood.	85
201	If a kid smoked marijuana in your neighborhood would he or she be caught by the police?	86
202	If a kid drank some beer, wine or hard liquor (for example, vodka, whiskey, or gin) in your neighborhood would he or she be caught by the police?	86
203	If a kid carried a handgun in your neighborhood would he or she be caught by the police?	86
204	If you wanted to get some cigarettes, how easy would it be for you to get some?	87
205	If you wanted to get some beer, wine or hard liquor (for example, vodka, whiskey, or gin), how easy would it be for you to get some?	87
206	If you wanted to get a drug like cocaine, LSD, or amphetamines, how easy would it be for you to get some?	87
207	If you wanted to get a handgun, how easy would it be for you to get one?	88
208	If you wanted to get some marijuana, how easy would it be for you to get some?	88
209	If you wanted to get prescription drugs for the purpose of getting high, how easy would it be for you to get some?	88
210	If you wanted to get synthetic marijuana such as K2 or chemical products such as bath salts to get high, how easy would it be for you to get some?	89
211	If you wanted to get steroids to use or to enhance athletic performance, how easy would it be for you to get some?	89
212	If you wanted to get e-cigarettes, e-cigars, or e-hookahs, how easy would it be for you to get some?	89
213	During the past 12 months, have you participated in any alcohol prevention programs or seen any alcohol prevention messages in your school or community? Yes, a school-based program focused on preventing underage drinking and/or drinking and driving.	90

214	During the past 12 months, have you participated in any alcohol prevention programs or seen any alcohol prevention messages in your school or community? Yes, a community-based program focused on preventing underage drinking and/or drinking and driving (for example, through your church or temple or through youth groups like Boys and Girls Club or 4-H).	90
215	During the past 12 months, have you participated in any alcohol prevention programs or seen any alcohol prevention messages in your school or community? Yes, a media campaign addressing underage drinking and/or drinking and driving (for example, newspaper ads, posters, pamphlets, radio, TV).	90
216	During the past 12 months, have you participated in any alcohol prevention programs or seen any alcohol prevention messages in your school or community? No	90
217	How wrong do your parents feel it would be for YOU to: have one or two drinks of an alcoholic beverage nearly every day?	91
218	How wrong do your parents feel it would be for YOU to: smoke tobacco?	91
219	How wrong do your parents feel it would be for YOU to: smoke marijuana?	91
220	How wrong do your parents feel it would be for YOU to: use prescription drugs not prescribed to you?	92
221	How wrong do your parents feel it would be for YOU to: steal something worth more than \$5?	92
222	How wrong do your parents feel it would be for YOU to: draw graffiti, write things, or draw pictures on buildings or other property (without the owner's permission)?	92
223	How wrong do your parents feel it would be for YOU to: pick a fight with someone?	93
224	During the past 12 months, have you talked with at least one of your parents about the dangers of underage drinking and/or drinking and driving? By parents, we mean either your biological parents, adoptive parents, stepparents, or adult guardians - whether or not they live with you.	93
225	The rules in my family are clear.	93
226	People in my family have serious arguments about the same things, and often insult or yell at each other.	94
227	When I am not at home, one of my parents knows where I am and who I am with.	94
228	My family has clear rules about alcohol and drug use.	94
229	If you skipped school would you be caught by your parents?	95
230	My parents ask if I've gotten my homework done.	95
231	Would your parents know if you did not come home on time?	95
232	Do you know how to properly dispose of leftover prescription drugs?	96

233	Have any of your brothers or sisters ever: drunk beer, wine or hard liquor (for example, vodka, whiskey or gin)?	96
234	Have any of your brothers or sisters ever: smoked marijuana?	96
235	Have any of your brothers or sisters ever: smoked cigarettes?	96
236	Have any of your brothers or sisters ever: taken a handgun to school? .	97
237	Have any of your brothers or sisters ever: been suspended or expelled from school?	97
238	Have any of your brothers or sisters ever: used e-cigarettes, e-cigars or e-hookahs?	97
239	Have any of your brothers or sisters ever: used prescription drugs not prescribed to him/her?	97
240	Have you changed homes in the past year (the last 12 months)? . . .	98
241	How many times have you changed homes since kindergarten?	98
242	Have you changed schools (including changing from elementary to middle and middle to high school) in the past year?	98
243	How many times have you changed schools since kindergarten (including changing from elementary to middle and middle to high school)?	99
244	Has anyone in your family ever had severe alcohol or drug problems? .	99
245	About how many adults (over 21) have you known personally who in the past year have: used marijuana, crack, cocaine, or other drugs? .	99
246	About how many adults (over 21) have you known personally who in the past year have: sold or dealt drugs?	100
247	About how many adults (over 21) have you known personally who in the past year have: done other things that could get them in trouble with the police, like stealing, selling stolen goods, mugging or assaulting others, etc.?	100
248	About how many adults (over 21) have you known personally who in the past year have: gotten drunk or high?	100
249	Have you seen or heard information about underage drinking in the past 12 months from the following sources? Radio	101
250	Have you seen or heard information about underage drinking in the past 12 months from the following sources? TV.	101
251	Have you seen or heard information about underage drinking in the past 12 months from the following sources? Print. This includes information on underage drinking you may have seen in the newspaper, on a billboard, in pamphlets, on stickers, etc.	101
252	Have you seen or heard information about underage drinking in the past 12 months from the following sources? Website or social media? (Facebook, Myspace, website, etc.)	101
253	The next questions ask about your opinions of the information you saw or heard. If you have seen or heard more than one ad, please think about your favorite ad when answering these questions. The information about underage drinking that I saw or heard was convincing.	102

254	The next questions ask about your opinions of the information you saw or heard. If you have seen or heard more than one ad, please think about your favorite ad when answering these questions. The information about underage drinking that I saw or heard grabbed my attention.	102
255	The next questions ask about your opinions of the information you saw or heard. If you have seen or heard more than one ad, please think about your favorite ad when answering these questions. The information about underage drinking that I saw or heard said something important to me.	102
256	The next questions ask about your opinions of the information you saw or heard. If you have seen or heard more than one ad, please think about your favorite ad when answering these questions. Seeing or hearing this information about underage drinking made me want to stop or decrease my drinking.	103
257	How honest were you in filling out this survey?	103

List of Figures

1	Grade Chart	12
2	Gender Chart	13
3	Age Chart	14
4	Ethnic Origin Chart	15

1 INTRODUCTION

This report was generated from data collected on the *2015 Arkansas Prevention Needs Assessment Student Survey*. This report contains basic frequency tables of all data collected and graphs on the selected demographic variables of grade, gender, age and ethnic origin. The graph on ethnic origin is represented as a bar chart rather than as a pie chart. This is because students were allowed to mark more than one response for ethnic origin as opposed to being allowed to mark only one response. The bars represent the percent of students who marked each of the ethnic categories.

Questions regarding the information found in this report can be directed to:

Pride Surveys

2140 Newmarket Parkway Suite 116 Marietta, GA 30067 1-800-279-6361
www.pridesurveys.com

Grade Chart

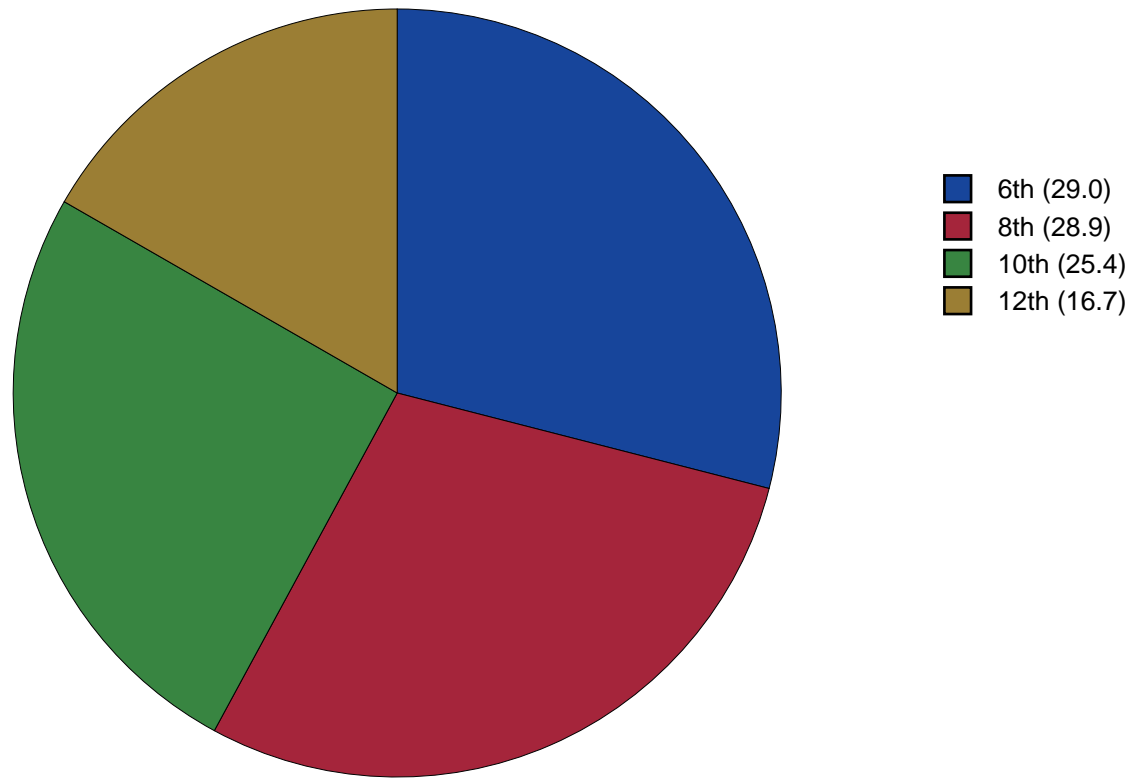


Figure 1: Grade Chart

Gender Chart

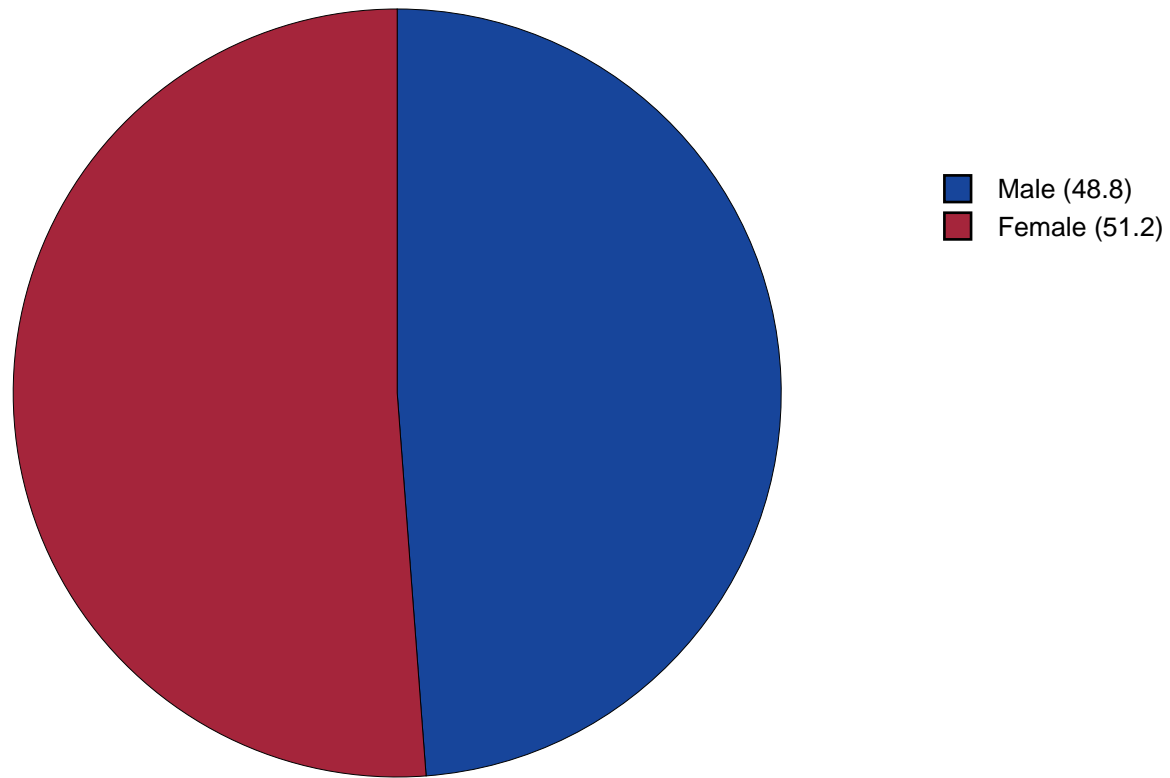


Figure 2: Gender Chart

Age Chart

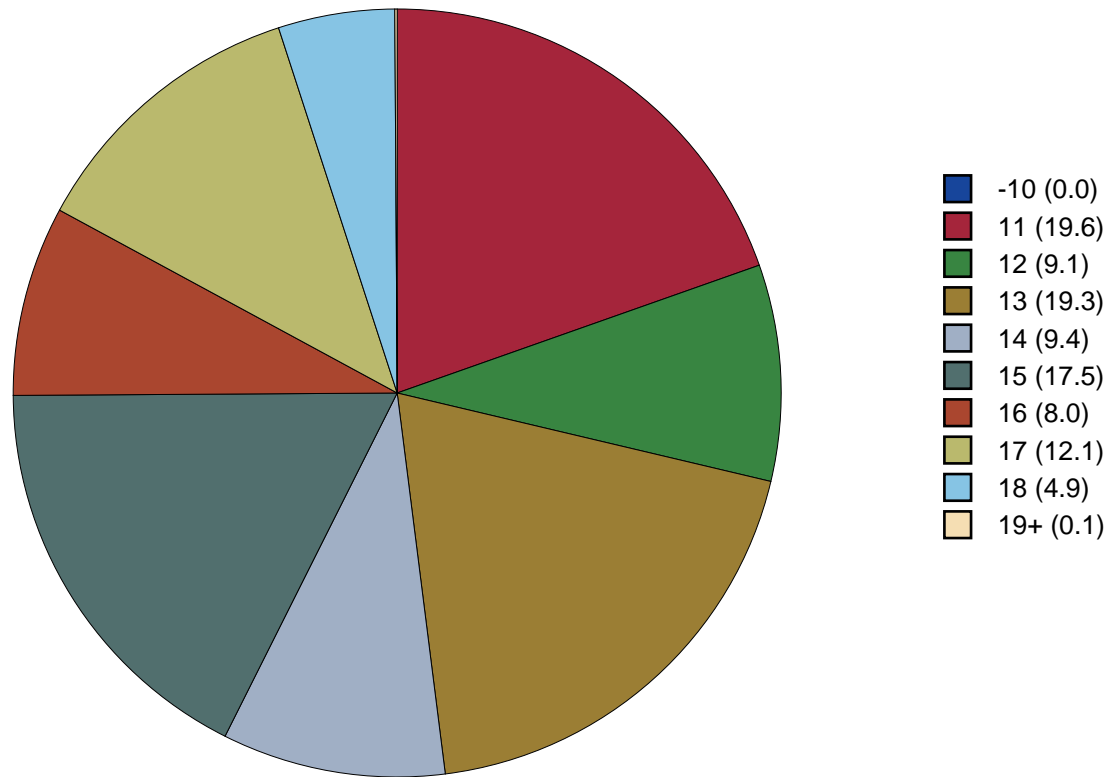


Figure 3: Age Chart

Ethnic Origin Chart

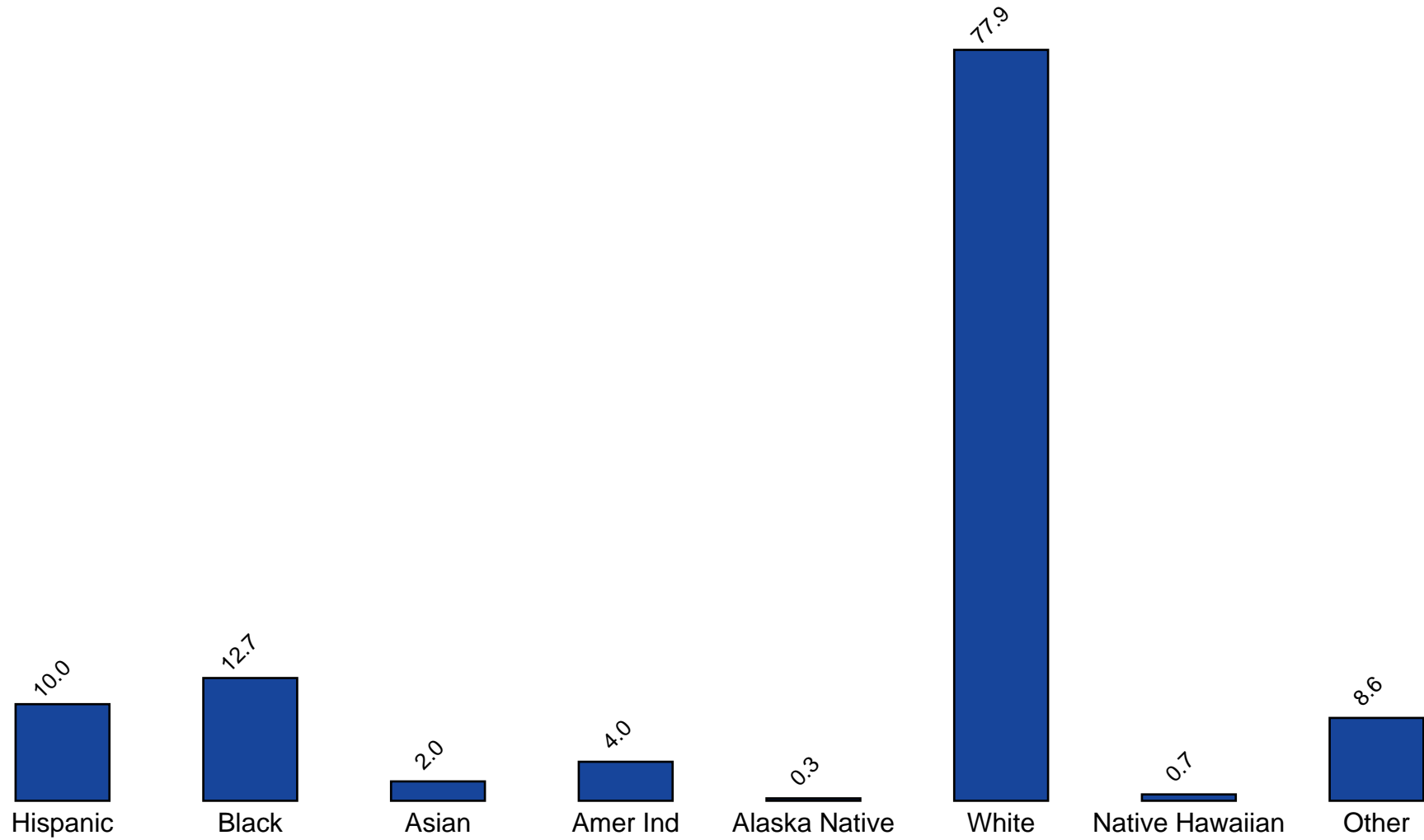


Figure 4: Ethnic Origin Chart

2 PERCENTAGE TABLES

The following tables contain frequency distribution detailing how your students responded to each question on the survey. The tables appear in the same order as the questions on the survey. The tables include breakdowns by grade level as well as overall percentages. The *N of Valid* row is a frequency count of the number of valid responses to each question for each grade and overall. The *N of Miss* row is a frequency count of the number of invalid (marked more than one response) or missing (i.e. did not respond) responses to each question for each grade and overall.

For the questions that allowed more than one response (i.e. race, live with, etc.) each response becomes a separate table. If a student did not mark the response, that was counted as a NO response, and if they did mark the response, that was counted as a YES response. Since a non response is a valid response for these questions, the *N of Miss* will always be zero for these questions.

Table 1: Sex



Response	6	8	10	12	Total	
Male	51.7	49.2	48.3	43.8	48.8	
Female	48.3	50.8	51.7	56.2	51.2	
N of Valid	915	911	805	530	3161	
N of Miss	9	10	5	2	26	

Table 2: Age











Response	6	8	10	12	Total	
10 or younger	0.1	0.0	0.0	0.0	0.0	
11	67.9	0.0	0.0	0.0	19.6	
12	30.9	0.7	0.0	0.0	9.1	
13	1.1	65.6	0.0	0.0	19.3	
14	0.0	32.1	0.4	0.0	9.4	
15	0.0	1.6	66.6	0.0	17.5	
16	0.0	0.0	31.0	0.6	8.0	
17	0.0	0.0	1.9	69.4	12.1	
18	0.0	0.0	0.1	29.3	4.9	
19 or older	0.0	0.0	0.0	0.8	0.1	
N of Valid	916	917	809	532	3174	
N of Miss	8	4	1	0	13	

Table 3: Are you Hispanic or Latino?



Response	6	8	10	12	Total	
No	87.7	90.4	90.4	92.3	90.0	
Yes	12.3	9.6	9.6	7.7	10.0	
N of Valid	846	893	793	530	3062	
N of Miss	78	28	17	2	125	

Table 4: What is your race? Black or African American



Response	6	8	10	12	Total	
No	87.1	86.2	87.3	89.3	87.3	
Yes	12.9	13.8	12.7	10.7	12.7	
N of Valid	924	921	810	532	3187	
N of Miss	0	0	0	0	0	

Table 5: What is your race? Asian



Response	6	8	10	12	Total	
No	97.2	98.5	97.9	98.7	98.0	
Yes	2.8	1.5	2.1	1.3	2.0	
N of Valid	924	921	810	532	3187	
N of Miss	0	0	0	0	0	

Table 6: What is your race? American Indian



Response	6	8	10	12	Total	
No	93.4	96.4	96.8	98.3	96.0	
Yes	6.6	3.6	3.2	1.7	4.0	
N of Valid	924	921	810	532	3187	
N of Miss	0	0	0	0	0	

Table 7: What is your race? Alaska Native



Response	6	8	10	12	Total	
No	99.5	99.9	99.8	100.0	99.7	
Yes	0.5	0.1	0.2	0.0	0.3	
N of Valid	924	921	810	532	3187	
N of Miss	0	0	0	0	0	

Table 8: What is your race? White



Response	6	8	10	12	Total	
No	26.2	22.5	21.0	15.8	22.1	
Yes	73.8	77.5	79.0	84.2	77.9	
N of Valid	924	921	810	532	3187	
N of Miss	0	0	0	0	0	

Table 9: What is your race? Native Hawaiian or Other Pacific Islander



Response	6	8	10	12	Total	
No	99.0	99.2	99.4	100.0	99.3	
Yes	1.0	0.8	0.6	0.0	0.7	
N of Valid	924	921	810	532	3187	
N of Miss	0	0	0	0	0	

Table 10: What is your race? Other



Response	6	8	10	12	Total	
No	87.8	91.5	92.8	95.3	91.4	
Yes	12.2	8.5	7.2	4.7	8.6	
N of Valid	924	921	810	532	3187	
N of Miss	0	0	0	0	0	

Table 11: What is the highest level of schooling completed by your mother or father?









Response	6	8	10	12	Total	
Completed grade school or less	2.1	2.5	1.5	1.9	2.0	
Some high school	2.1	3.0	9.9	12.2	6.1	
Completed high school	8.7	11.3	12.1	13.1	11.1	
Some college	9.4	11.9	15.7	18.9	13.3	
Completed college	30.1	35.1	32.9	33.3	32.8	
Graduate or professional school after college	17.0	16.9	18.2	14.1	16.8	
Don't know	29.0	17.7	8.3	5.0	16.3	
Does not apply	1.7	1.5	1.4	1.5	1.6	
N of Valid	866	905	791	525	3087	
N of Miss	58	16	19	7	100	

Table 12: Think of where you live most of the time. Which of the following people live there with you? Mother



Response	6	8	10	12	Total	
No	7.9	11.7	13.7	15.6	11.8	
Yes	92.1	88.3	86.3	84.4	88.2	
N of Valid	924	921	810	532	3187	
N of Miss	0	0	0	0	0	

Table 13: Think of where you live most of the time. Which of the following people live there with you? Stepmother



Response	6	8	10	12	Total	
No	93.1	92.9	92.3	94.0	93.0	
Yes	6.9	7.1	7.7	6.0	7.0	
N of Valid	924	921	810	532	3187	
N of Miss	0	0	0	0	0	

Table 14: Think of where you live most of the time. Which of the following people live there with you? Foster Mother



Response	6	8	10	12	Total	
No	99.4	99.7	99.3	99.4	99.4	
Yes	0.6	0.3	0.7	0.6	0.6	
N of Valid	924	921	810	532	3187	
N of Miss	0	0	0	0	0	

Table 15: Think of where you live most of the time. Which of the following people live there with you? Grandmother



Response	6	8	10	12	Total	
No	89.4	89.9	93.5	94.0	91.3	
Yes	10.6	10.1	6.5	6.0	8.7	
N of Valid	924	921	810	532	3187	
N of Miss	0	0	0	0	0	

Table 16: Think of where you live most of the time. Which of the following people live there with you? Aunt



Response	6	8	10	12	Total	
No	96.8	97.0	97.7	97.6	97.2	
Yes	3.2	3.0	2.3	2.4	2.8	
N of Valid	924	921	810	532	3187	
N of Miss	0	0	0	0	0	

Table 17: Think of where you live most of the time. Which of the following people live there with you? Father



Response	6	8	10	12	Total	
No	34.1	38.2	37.9	36.1	36.6	
Yes	65.9	61.8	62.1	63.9	63.4	
N of Valid	924	921	810	532	3187	
N of Miss	0	0	0	0	0	

Table 18: Think of where you live most of the time. Which of the following people live there with you? Stepfather



Response	6	8	10	12	Total	
No	83.1	82.4	84.6	87.4	84.0	
Yes	16.9	17.6	15.4	12.6	16.0	
N of Valid	924	921	810	532	3187	
N of Miss	0	0	0	0	0	

Table 19: Think of where you live most of the time. Which of the following people live there with you? Foster Father



Response	6	8	10	12	Total	
No	99.1	99.7	99.1	99.1	99.3	
Yes	0.9	0.3	0.9	0.9	0.7	
N of Valid	924	921	810	532	3187	
N of Miss	0	0	0	0	0	

Table 20: Think of where you live most of the time. Which of the following people live there with you? Grandfather



Response	6	8	10	12	Total	
No	93.2	92.9	96.2	96.4	94.4	
Yes	6.8	7.1	3.8	3.6	5.6	
N of Valid	924	921	810	532	3187	
N of Miss	0	0	0	0	0	

Table 21: Think of where you live most of the time. Which of the following people live there with you? Uncle



Response	6	8	10	12	Total	
No	96.4	97.0	97.7	97.7	97.1	
Yes	3.6	3.0	2.3	2.3	2.9	
N of Valid	924	921	810	532	3187	
N of Miss	0	0	0	0	0	

Table 22: Think of where you live most of the time. Which of the following people live there with you? Other Adults



Response	6	8	10	12	Total	
No	98.4	97.9	98.3	97.2	98.0	
Yes	1.6	2.1	1.7	2.8	2.0	
N of Valid	924	921	810	532	3187	
N of Miss	0	0	0	0	0	

Table 23: Think of where you live most of the time. Which of the following people live there with you? Brother(s)



Response	6	8	10	12	Total	
No	51.8	55.6	59.6	67.5	57.5	
Yes	48.2	44.4	40.4	32.5	42.5	
N of Valid	924	921	810	532	3187	
N of Miss	0	0	0	0	0	

Table 24: Think of where you live most of the time. Which of the following people live there with you? Stepbrother(s)



Response	6	8	10	12	Total	
No	93.9	93.5	95.4	96.8	94.7	
Yes	6.1	6.5	4.6	3.2	5.3	
N of Valid	924	921	810	532	3187	
N of Miss	0	0	0	0	0	

Table 25: Think of where you live most of the time. Which of the following people live there with you? Sister(s)



Response	6	8	10	12	Total	
No	55.2	54.2	58.6	63.7	57.2	
Yes	44.8	45.8	41.4	36.3	42.8	
N of Valid	924	921	810	532	3187	
N of Miss	0	0	0	0	0	

Table 26: Think of where you live most of the time. Which of the following people live there with you? Stepsister(s)



Response	6	8	10	12	Total	
No	93.4	94.7	96.0	96.8	95.0	
Yes	6.6	5.3	4.0	3.2	5.0	
N of Valid	924	921	810	532	3187	
N of Miss	0	0	0	0	0	

Table 27: Think of where you live most of the time. Which of the following people live there with you? Other Children



Response	6	8	10	12	Total	
No	95.8	97.0	96.4	96.1	96.3	
Yes	4.2	3.0	3.6	3.9	3.7	
N of Valid	924	921	810	532	3187	
N of Miss	0	0	0	0	0	

Table 28: In my school, students have lots of chances to help decide things like class activities and rules.





Response	6	8	10	12	Total	
NO!	10.9	8.7	13.6	23.1	13.0	
no	38.0	34.4	41.4	38.9	38.0	
yes	44.4	48.7	36.9	30.9	41.5	
YES!	6.8	8.1	8.0	7.0	7.5	
N of Valid	901	903	799	527	3130	
N of Miss	23	18	11	5	57	

Table 29: Teachers ask me to work on special classroom projects.





Response	6	8	10	12	Total	
NO!	9.4	7.1	6.8	10.6	8.3	
no	40.8	39.1	44.0	39.2	40.8	
yes	39.7	43.4	43.5	44.5	42.5	
YES!	10.1	10.4	5.8	5.7	8.4	
N of Valid	909	903	798	526	3136	
N of Miss	15	18	12	6	51	

Table 30: My teacher(s) notices when I am doing a good job and lets me know about it.

Response	6	8	10	12	Total
NO!	7.1	5.0	8.9	9.4	7.3
no	25.2	22.5	29.7	28.2	26.1
yes	46.5	51.9	49.8	51.0	49.6
YES!	21.3	20.6	11.5	11.5	17.0
N of Valid	906	907	797	524	3134
N of Miss	18	14	13	8	53

Table 31: There are lots of chances for students in my school to get involved in sports, clubs, and other school activities outside of class.

Response	6	8	10	12	Total
NO!	3.4	0.9	1.9	1.7	2.0
no	11.1	3.8	4.8	4.4	6.3
yes	35.5	32.0	37.3	38.2	35.4
YES!	50.0	63.3	56.1	55.7	56.3
N of Valid	912	910	799	526	3147
N of Miss	12	11	11	6	40

Table 32: There are lots of chances for students in my school to talk with a teacher one-on-one.

Response	6	8	10	12	Total
NO!	3.5	2.9	5.5	3.6	3.9
no	17.6	14.8	18.8	15.9	16.8
yes	44.7	47.4	54.0	55.1	49.6
YES!	34.1	35.0	21.7	25.4	29.8
N of Valid	908	908	798	523	3137
N of Miss	16	13	12	9	50

Table 33: I feel safe at my school.

Response	6	8	10	12	Total
NO!	3.9	3.9	5.0	6.7	4.7
no	6.6	8.3	14.9	11.3	9.9
yes	38.2	47.4	58.4	57.1	49.1
YES!	51.3	40.5	21.7	25.0	36.3
N of Valid	912	907	794	524	3137
N of Miss	12	14	16	8	50

Table 34: The school lets my parents know when I have done something well.

Response	6	8	10	12	Total
NO!	15.6	18.9	24.4	30.2	21.2
no	39.0	45.0	51.4	49.6	45.7
yes	30.5	27.7	20.2	17.1	24.8
YES!	14.9	8.4	4.0	3.1	8.3
N of Valid	902	909	792	520	3123
N of Miss	22	12	18	12	64

Table 35: My teachers praise me when I work hard in school.

Response	6	8	10	12	Total
NO!	17.0	15.8	17.5	18.0	17.0
no	39.5	41.6	45.1	44.1	42.3
yes	34.5	34.1	34.1	35.1	34.4
YES!	9.0	8.5	3.3	2.9	6.3
N of Valid	876	898	794	522	3090
N of Miss	48	23	16	10	97

Table 36: Are your school grades better than the grades of most students in your class?

Response	6	8	10	12	Total
NO!	4.7	3.4	6.1	7.0	5.1
no	28.9	23.9	29.7	24.7	26.9
yes	51.5	55.8	51.4	53.7	53.1
YES!	14.9	16.9	12.8	14.6	14.9
N of Valid	887	902	790	527	3106
N of Miss	37	19	20	5	81

Table 37: I have lots of chances to be part of class discussions or activities.

Response	6	8	10	12	Total
NO!	3.1	1.2	3.8	3.0	2.7
no	12.5	9.5	13.0	13.5	12.0
yes	49.2	53.2	62.6	62.3	55.9
YES!	35.3	36.0	20.6	21.1	29.4
N of Valid	913	911	797	525	3146
N of Miss	11	10	13	7	41

Table 38: Now thinking back over the past year in school, how often did you: enjoy being in school?

Response	6	8	10	12	Total
Never	3.4	5.6	9.1	12.5	7.0
Seldom	10.1	14.4	18.5	19.3	15.0
Sometimes	29.8	37.0	39.8	42.3	36.5
Often	31.7	30.5	27.3	20.1	28.3
Almost always	25.0	12.5	5.3	5.7	13.2
N of Valid	903	911	791	522	3127
N of Miss	21	10	19	10	60

Table 39: Now thinking back over the past year in school, how often did you: hate being in school?

Response	6	8	10	12	Total	
Never	15.9	6.8	4.3	3.3	8.2	
Seldom	37.2	31.7	23.9	13.6	28.3	
Sometimes	28.9	33.7	37.6	41.5	34.6	
Often	11.3	18.3	21.5	26.1	18.4	
Almost always	6.8	9.5	12.7	15.5	10.5	
N of Valid	901	906	790	521	3118	
N of Miss	23	15	20	11	69	

Table 40: Now thinking back over the past year in school, how often did you: try to do your best work in school?

Response	6	8	10	12	Total	
Never	0.3	0.0	1.1	0.8	0.5	
Seldom	0.8	0.7	2.8	5.6	2.1	
Sometimes	3.2	7.6	16.0	20.7	10.7	
Often	16.7	26.8	33.5	37.7	27.4	
Almost always	78.9	64.9	46.6	35.2	59.3	
N of Valid	896	904	792	522	3114	
N of Miss	28	17	18	10	73	

Table 41: How often do you feel that the school work you are assigned is meaningful and important?

Response	6	8	10	12	Total	
Never	3.0	4.0	8.3	12.3	6.2	
Seldom	8.3	16.1	27.9	37.4	20.4	
Sometimes	23.5	32.6	40.2	34.3	32.2	
Often	34.7	30.9	19.3	12.5	26.0	
Almost always	30.5	16.4	4.3	3.5	15.2	
N of Valid	896	905	792	519	3112	
N of Miss	28	16	18	13	75	

Table 42: Putting them all together, what were your grades like last year?






Response	6	8	10	12	Total	
Mostly F's	0.6	0.5	0.8	0.2	0.5	
Mostly D's	1.4	0.8	2.2	2.9	1.7	
Mostly C's	7.2	10.1	13.8	14.0	10.9	
Mostly B's	31.7	38.7	38.7	41.8	37.3	
Mostly A's	59.1	50.0	44.6	41.2	49.6	
N of Valid	839	874	776	522	3011	
N of Miss	85	47	34	10	176	

Table 43: How important do you think the things you are learning in school are going to be for your later life?






Response	6	8	10	12	Total	
Very important	45.6	26.9	11.1	8.1	25.1	
Quite important	30.2	28.5	19.1	13.1	24.0	
Fairly important	17.4	27.6	35.4	28.4	26.8	
Slightly important	5.8	14.6	26.8	38.2	19.1	
Not at all important	1.1	2.4	7.6	12.3	5.0	
N of Valid	902	910	794	521	3127	
N of Miss	22	11	16	11	60	

Table 44: Do your parents care about your skipping or cutting school?



Response	6	8	10	12	Total	
Yes	95.7	97.8	95.3	90.0	95.3	
No	4.3	2.2	4.7	10.0	4.7	
N of Valid	900	912	788	521	3121	
N of Miss	24	9	22	11	66	

Table 45: During the LAST FOUR WEEKS how many whole days of school have you missed because you skipped or 'cut'?








Response	6	8	10	12	Total	
None	75.1	80.7	78.0	59.2	74.9	
1	11.9	9.8	10.9	20.8	12.5	
2	6.0	4.3	5.1	10.8	6.1	
3	3.6	2.7	3.4	4.6	3.5	
4-5	3.0	1.9	1.9	4.0	2.6	
6-10	0.0	0.3	0.5	0.2	0.3	
11 or more	0.3	0.2	0.3	0.4	0.3	
N of Valid	893	914	792	520	3119	
N of Miss	31	7	18	12	68	

Table 46: What are the chances you would be seen as cool if you: smoked cigarettes?






Response	6	8	10	12	Total	
No or very little chance	91.1	75.0	63.8	61.7	74.5	
Little chance	5.1	13.2	17.6	21.8	13.5	
Some chance	1.6	7.2	11.6	10.7	7.3	
Pretty good chance	1.2	2.9	4.2	4.0	2.9	
Very good chance	1.0	1.7	2.8	1.7	1.8	
N of Valid	895	899	791	522	3107	
N of Miss	29	22	19	10	80	

Table 47: What are the chances you would be seen as cool if you: worked hard at school?






Response	6	8	10	12	Total	
No or very little chance	4.2	7.1	11.3	12.3	8.2	
Little chance	7.2	14.9	17.9	19.3	14.2	
Some chance	13.6	21.5	29.5	31.0	22.9	
Pretty good chance	28.7	30.5	24.8	23.0	27.3	
Very good chance	46.3	26.0	16.4	14.4	27.4	
N of Valid	895	904	793	522	3114	
N of Miss	29	17	17	10	73	

Table 48: What are the chances you would be seen as cool if you: began drinking alcoholic beverages regularly, that is, at least once or twice a month?


Response	6	8	10	12	Total	
No or very little chance	88.6	68.4	49.3	37.5	64.2	
Little chance	6.5	12.9	15.3	17.6	12.5	
Some chance	2.3	10.4	15.1	16.5	10.3	
Pretty good chance	1.7	5.6	14.7	18.4	8.9	
Very good chance	0.9	2.6	5.6	10.0	4.1	
N of Valid	897	906	789	522	3114	
N of Miss	27	15	21	10	73	

Table 49: What are the chances you would be seen as cool if you: defended someone who was being bullied?

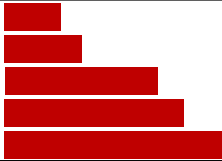
Response	6	8	10	12	Total	
No or very little chance	6.1	7.0	7.5	5.8	6.7	
Little chance	6.6	11.0	11.3	12.7	10.1	
Some chance	13.4	24.1	28.8	26.2	22.6	
Pretty good chance	24.5	27.4	27.4	30.1	27.0	
Very good chance	49.4	30.4	25.0	25.2	33.7	
N of Valid	895	900	791	519	3105	
N of Miss	29	21	19	13	82	

Table 50: What are the chances you would be seen as cool if you: smoked marijuana?


Response	6	8	10	12	Total	
No or very little chance	92.7	68.7	49.4	39.6	65.8	
Little chance	2.3	11.0	13.1	17.9	10.2	
Some chance	1.6	6.8	13.3	16.5	8.6	
Pretty good chance	2.0	7.3	13.5	15.0	8.7	
Very good chance	1.3	6.1	10.7	11.0	6.7	
N of Valid	894	899	792	520	3105	
N of Miss	30	22	18	12	82	

Table 51: What are the chances you would be seen as cool if you: carried a handgun?

Response	6	8	10	12	Total	
No or very little chance	80.7	73.6	73.6	74.7	75.8	
Little chance	10.7	11.4	13.2	12.5	11.9	
Some chance	4.0	6.7	6.1	7.1	5.8	
Pretty good chance	2.2	4.9	3.9	2.3	3.4	
Very good chance	2.3	3.4	3.2	3.5	3.1	
N of Valid	896	900	788	521	3105	
N of Miss	28	21	22	11	82	

Table 52: What are the chances you would be seen as cool if you: used e-cigarettes, e-cigars or e-hookahs?

Response	6	8	10	12	Total	
No or very little chance	91.2	64.6	47.4	42.5	64.1	
Little chance	4.3	11.7	13.4	14.9	10.5	
Some chance	1.9	9.2	13.7	18.8	9.9	
Pretty good chance	1.3	8.2	14.0	13.0	8.5	
Very good chance	1.2	6.3	11.5	10.7	6.9	
N of Valid	890	901	791	522	3104	
N of Miss	34	20	19	10	83	

Table 53: What are the chances you would be seen as cool if you: bullied someone or cyber bullied someone?

Response	6	8	10	12	Total	
No or very little chance	87.8	74.4	76.8	76.1	79.1	
Little chance	8.3	12.7	13.3	13.0	11.6	
Some chance	1.7	7.8	6.2	6.3	5.4	
Pretty good chance	1.3	3.3	2.0	2.9	2.3	
Very good chance	0.9	1.8	1.8	1.7	1.5	
N of Valid	902	905	792	522	3121	
N of Miss	22	16	18	10	66	

Table 54: Think of your four best friends (the friends you feel closest to). In the past year (12 months), how many of your best friends have: participated in clubs, organizations or activities at school?






Response	6	8	10	12	Total	
0	12.5	6.9	9.0	11.4	9.8	
1	11.8	7.3	13.8	12.8	11.2	
2	17.3	15.0	15.6	16.4	16.0	
3	15.9	14.9	16.5	15.7	15.7	
4	42.6	55.9	45.1	43.7	47.3	
N of Valid	881	908	788	517	3094	
N of Miss	43	13	22	15	93	

Table 55: Think of your four best friends (the friends you feel closest to). In the past year (12 months), how many of your best friends have: smoked cigarettes?






Response	6	8	10	12	Total	
0	95.2	83.8	63.4	49.3	76.1	
1	2.6	10.2	15.3	19.8	10.9	
2	1.2	3.6	9.1	12.9	5.9	
3	0.4	1.2	4.2	6.7	2.7	
4	0.6	1.1	8.0	11.2	4.4	
N of Valid	891	909	789	519	3108	
N of Miss	33	12	21	13	79	

Table 56: Think of your four best friends (the friends you feel closest to). In the past year (12 months), how many of your best friends have: tried beer, wine or hard liquor (for example, vodka, whiskey, or gin) when their parents didn't know about it?






Response	6	8	10	12	Total	
0	89.0	69.6	39.6	24.2	59.9	
1	7.2	14.0	17.5	14.8	13.1	
2	1.6	7.6	14.3	14.0	8.7	
3	1.2	3.6	8.0	12.5	5.5	
4	1.0	5.2	20.6	34.4	12.8	
N of Valid	890	908	790	520	3108	
N of Miss	34	13	20	12	79	

Table 57: Think of your four best friends (the friends you feel closest to). In the past year (12 months), how many of your best friends have: used e-cigarettes, e-cigars, or e-hookahs?


Response	6	8	10	12	Total	
0	95.4	77.8	53.2	39.7	70.3	
1	2.8	10.9	14.2	17.8	10.6	
2	1.0	4.6	9.5	13.6	6.3	
3	0.3	2.9	7.3	10.7	4.5	
4	0.4	3.9	15.8	18.2	8.3	
N of Valid	891	909	786	516	3102	
N of Miss	33	12	24	16	85	

Table 58: Think of your four best friends (the friends you feel closest to). In the past year (12 months), how many of your best friends have: used marijuana?


Response	6	8	10	12	Total	
0	98.0	87.0	57.8	40.8	74.9	
1	1.0	5.8	18.1	17.1	9.5	
2	0.6	3.1	8.5	13.7	5.5	
3	0.1	2.0	5.7	9.4	3.7	
4	0.3	2.1	9.9	18.9	6.4	
N of Valid	881	906	789	519	3095	
N of Miss	43	15	21	13	92	

Table 59: Think of your four best friends (the friends you feel closest to). In the past year (12 months), how many of your best friends have: used prescription drugs or non-prescription drugs for the purpose of getting high?


Response	6	8	10	12	Total	
0	97.2	92.4	78.1	65.3	85.6	
1	2.0	4.6	11.5	15.6	7.5	
2	0.6	1.9	5.1	8.5	3.4	
3	0.0	0.5	1.3	5.0	1.3	
4	0.2	0.5	4.1	5.6	2.2	
N of Valid	889	911	789	519	3108	
N of Miss	35	10	21	13	79	

Table 60: Think of your four best friends (the friends you feel closest to). In the past year (12 months), how many of your best friends have: used synthetic marijuana (K2, spice) or bath salts?






Response	6	8	10	12	Total	
0	98.5	97.0	89.1	89.8	94.2	
1	1.0	1.9	5.6	5.2	3.1	
2	0.3	0.4	3.0	2.9	1.5	
3	0.1	0.2	0.8	0.6	0.4	
4	0.0	0.4	1.5	1.5	0.8	
N of Valid	874	907	792	518	3091	
N of Miss	50	14	18	14	96	

Table 61: Think of your four best friends (the friends you feel closest to). In the past year (12 months), how many of your best friends have: used LSD, cocaine, amphetamines, or other illegal drugs?






Response	6	8	10	12	Total	
0	98.9	95.7	88.0	77.6	91.6	
1	0.9	3.0	6.6	12.2	4.8	
2	0.2	0.7	2.8	4.3	1.7	
3	0.0	0.1	0.5	2.3	0.5	
4	0.0	0.6	2.1	3.7	1.3	
N of Valid	886	904	791	517	3098	
N of Miss	38	17	19	15	89	

Table 62: Think of your four best friends (the friends you feel closest to). In the past year (12 months), how many of your best friends have: been bullied?






Response	6	8	10	12	Total	
0	37.4	43.6	52.6	61.6	47.1	
1	27.3	23.0	19.6	17.0	22.4	
2	18.3	16.2	13.3	10.4	15.1	
3	7.3	6.4	5.8	4.4	6.2	
4	9.7	10.8	8.6	6.6	9.2	
N of Valid	887	900	789	518	3094	
N of Miss	37	21	21	14	93	

Table 63: Think of your four best friends (the friends you feel closest to). In the past year (12 months), how many of your best friends have: been suspended from school?






Response	6	8	10	12	Total	
0	73.2	63.2	61.4	69.1	66.6	
1	15.4	20.2	19.3	15.8	17.9	
2	6.1	8.4	10.5	6.9	8.0	
3	2.8	3.5	3.4	2.9	3.2	
4	2.5	4.7	5.3	5.2	4.3	
N of Valid	885	907	788	518	3098	
N of Miss	39	14	22	14	89	

Table 64: Think of your four best friends (the friends you feel closest to). In the past year (12 months), how many of your best friends have: carried a handgun?






Response	6	8	10	12	Total	
0	95.6	94.8	91.9	89.4	93.4	
1	2.5	2.4	4.2	5.2	3.4	
2	0.5	1.4	1.5	2.7	1.4	
3	0.7	0.8	1.3	1.0	0.9	
4	0.8	0.6	1.1	1.7	1.0	
N of Valid	888	908	789	518	3103	
N of Miss	36	13	21	14	84	

Table 65: Think of your four best friends (the friends you feel closest to). In the past year (12 months), how many of your best friends have: sold illegal drugs?






Response	6	8	10	12	Total	
0	98.5	94.4	84.0	75.4	89.8	
1	1.0	3.4	8.5	11.8	5.4	
2	0.3	1.2	4.4	6.4	2.6	
3	0.0	0.3	1.0	2.7	0.8	
4	0.1	0.7	2.2	3.7	1.4	
N of Valid	884	904	781	517	3086	
N of Miss	40	17	29	15	101	

Table 66: Think of your four best friends (the friends you feel closest to). In the past year (12 months), how many of your best friends have: regularly attended religious services?






Response	6	8	10	12	Total	
0	27.9	15.5	16.5	18.1	19.7	
1	10.5	9.0	12.2	20.8	12.3	
2	11.6	16.1	19.3	21.6	16.5	
3	15.3	21.0	19.1	15.5	18.0	
4	34.8	38.4	32.9	24.1	33.6	
N of Valid	857	896	784	515	3052	
N of Miss	67	25	26	17	135	

Table 67: Think of your four best friends (the friends you feel closest to). In the past year (12 months), how many of your best friends have: stolen or tried to steal a motor vehicle such as a car or motorcycle?






Response	6	8	10	12	Total	
0	98.3	97.6	93.0	94.6	96.1	
1	1.1	1.8	4.4	2.9	2.4	
2	0.4	0.4	1.5	1.5	0.9	
3	0.0	0.2	0.4	0.2	0.2	
4	0.1	0.0	0.6	0.8	0.3	
N of Valid	891	909	788	519	3107	
N of Miss	33	12	22	13	80	

Table 68: Think of your four best friends (the friends you feel closest to). In the past year (12 months), how many of your best friends have: been arrested?






Response	6	8	10	12	Total	
0	96.6	93.6	87.2	79.3	90.5	
1	2.1	4.4	8.1	12.7	6.1	
2	1.0	1.0	3.0	3.9	2.0	
3	0.0	0.2	0.6	1.9	0.5	
4	0.2	0.8	1.0	2.1	0.9	
N of Valid	891	911	787	518	3107	
N of Miss	33	10	23	14	80	

Table 69: Think of your four best friends (the friends you feel closest to). In the past year (12 months), how many of your best friends have: dropped out of school?






Response	6	8	10	12	Total	
0	96.1	98.1	94.5	87.3	94.8	
1	2.7	0.8	3.9	9.1	3.5	
2	1.0	0.8	0.6	2.7	1.1	
3	0.1	0.2	0.5	0.6	0.3	
4	0.1	0.1	0.4	0.4	0.2	
N of Valid	889	909	787	519	3104	
N of Miss	35	12	23	13	83	

Table 70: Think of your four best friends (the friends you feel closest to). In the past year (12 months), how many of your best friends have: been members of a gang?






Response	6	8	10	12	Total	
0	94.8	94.3	90.1	91.1	92.9	
1	2.8	3.0	4.6	3.3	3.4	
2	0.9	0.9	2.3	1.5	1.4	
3	0.6	0.6	0.8	1.2	0.7	
4	0.9	1.3	2.3	2.9	1.7	
N of Valid	890	907	789	519	3105	
N of Miss	34	14	21	13	82	

Table 71: How old were you when you first: smoked marijuana?










Response	6	8	10	12	Total	
Never	99.4	93.5	76.1	60.9	85.4	
10 or younger	0.3	0.8	1.3	1.0	0.8	
11	0.2	0.4	1.0	1.0	0.6	
12	0.0	2.1	1.9	1.7	1.4	
13	0.0	2.6	3.6	4.3	2.4	
14	0.0	0.3	8.7	4.3	3.0	
15	0.0	0.1	6.4	8.7	3.1	
16	0.0	0.0	0.6	11.2	2.0	
17 or older	0.0	0.1	0.4	7.0	1.3	
N of Valid	897	908	784	516	3105	
N of Miss	27	13	26	16	82	

Table 72: How old were you when you first: smoked a cigarette, even just a puff?










Response	6	8	10	12	Total	
Never	95.9	87.2	74.3	59.5	81.8	
10 or younger	2.9	3.6	5.4	4.7	4.1	
11	1.0	2.0	2.2	1.9	1.7	
12	0.2	3.1	2.8	4.3	2.4	
13	0.0	3.5	2.3	3.3	2.2	
14	0.0	0.6	6.3	4.9	2.6	
15	0.0	0.0	5.6	6.4	2.5	
16	0.0	0.0	1.0	10.5	2.0	
17 or older	0.0	0.0	0.1	4.5	0.8	
N of Valid	896	907	790	513	3106	
N of Miss	28	14	20	19	81	

Table 73: How old were you when you first: had more than a sip or two of beer, wine or hard liquor (for example, vodka, whiskey, or gin)?










Response	6	8	10	12	Total	
Never	85.4	68.3	47.8	32.8	62.1	
10 or younger	11.5	10.0	8.0	5.4	9.2	
11	2.9	5.2	2.5	4.1	3.7	
12	0.2	5.9	4.3	2.9	3.4	
13	0.0	8.6	6.9	6.0	5.2	
14	0.0	1.9	15.5	7.5	5.7	
15	0.0	0.1	13.6	12.4	5.5	
16	0.0	0.0	1.1	16.6	3.1	
17 or older	0.0	0.0	0.3	12.4	2.1	
N of Valid	897	909	787	518	3111	
N of Miss	27	12	23	14	76	

Table 74: How old were you when you first: began drinking alcoholic beverages regularly, that is, at least once or twice a month?










Response	6	8	10	12	Total	
Never	99.2	96.5	80.0	65.6	87.9	
10 or younger	0.6	0.3	0.3	0.2	0.4	
11	0.2	0.2	0.5	0.2	0.3	
12	0.0	0.6	1.0	0.8	0.5	
13	0.0	1.5	2.4	1.3	1.3	
14	0.0	0.9	5.3	3.1	2.1	
15	0.0	0.0	8.1	4.6	2.8	
16	0.0	0.0	2.1	12.3	2.6	
17 or older	0.0	0.0	0.3	11.9	2.1	
N of Valid	900	908	791	520	3119	
N of Miss	24	13	19	12	68	

Table 75: How old were you when you first: used Daztrex?


Response	6	8	10	12	Total	
Never	100.0	100.0	100.0	100.0	100.0	
10 or younger	0.0	0.0	0.0	0.0	0.0	
11	0.0	0.0	0.0	0.0	0.0	
12	0.0	0.0	0.0	0.0	0.0	
13	0.0	0.0	0.0	0.0	0.0	
14	0.0	0.0	0.0	0.0	0.0	
15	0.0	0.0	0.0	0.0	0.0	
16	0.0	0.0	0.0	0.0	0.0	
17 or older	0.0	0.0	0.0	0.0	0.0	
N of Valid	859	898	787	518	3062	
N of Miss	65	23	23	14	125	

Table 76: How old were you when you first: got suspended from school?










Response	6	8	10	12	Total	
Never	88.0	81.0	75.3	77.3	81.0	
10 or younger	9.1	7.9	5.7	5.6	7.3	
11	2.6	3.1	1.4	1.9	2.3	
12	0.2	3.5	3.8	3.3	2.6	
13	0.0	3.2	5.0	4.0	2.9	
14	0.0	1.2	4.3	1.9	1.8	
15	0.0	0.0	3.7	2.3	1.3	
16	0.0	0.0	0.8	2.5	0.6	
17 or older	0.1	0.0	0.0	1.2	0.2	
N of Valid	894	902	787	519	3102	
N of Miss	30	19	23	13	85	

Table 77: How old were you when you first: got arrested?










Response	6	8	10	12	Total	
Never	99.7	97.0	95.9	94.0	97.0	
10 or younger	0.2	0.8	0.3	0.8	0.5	
11	0.0	0.4	0.3	0.0	0.2	
12	0.1	0.6	0.6	0.4	0.4	
13	0.0	0.6	0.6	0.2	0.4	
14	0.0	0.6	1.4	0.8	0.6	
15	0.0	0.1	0.6	0.8	0.3	
16	0.0	0.0	0.3	1.5	0.3	
17 or older	0.0	0.0	0.0	1.5	0.3	
N of Valid	898	906	783	517	3104	
N of Miss	26	15	27	15	83	

Table 78: How old were you when you first: carried a handgun?










Response	6	8	10	12	Total	
Never	94.4	94.1	93.8	93.0	93.9	
10 or younger	3.3	2.0	1.3	1.9	2.2	
11	1.4	1.3	0.6	1.2	1.2	
12	0.7	1.1	1.0	0.0	0.8	
13	0.0	1.0	1.3	0.0	0.6	
14	0.0	0.6	1.1	0.8	0.6	
15	0.0	0.0	0.6	1.0	0.3	
16	0.0	0.0	0.3	1.4	0.3	
17 or older	0.1	0.0	0.0	0.8	0.2	
N of Valid	897	909	786	514	3106	
N of Miss	27	12	24	18	81	

Table 79: How old were you when you first: used e-cigarettes, e-cigars, or e-hookahs?










Response	6	8	10	12	Total	
Never	97.9	88.3	68.1	60.1	81.3	
10 or younger	1.0	0.8	0.3	0.2	0.6	
11	0.7	0.7	0.6	0.2	0.6	
12	0.4	2.8	1.7	0.6	1.4	
13	0.0	5.8	5.2	0.8	3.2	
14	0.0	1.5	11.6	2.5	3.8	
15	0.0	0.1	10.5	10.3	4.4	
16	0.0	0.0	2.0	16.7	3.3	
17 or older	0.0	0.0	0.0	8.6	1.4	
N of Valid	897	906	787	514	3104	
N of Miss	27	15	23	18	83	

Table 80: How old were you when you first: belonged to a gang?










Response	6	8	10	12	Total	
Never	98.0	97.7	96.3	97.5	97.4	
10 or younger	0.8	0.2	0.8	1.0	0.6	
11	0.8	0.2	0.5	0.2	0.4	
12	0.4	0.4	0.5	0.2	0.4	
13	0.0	0.9	0.6	0.2	0.4	
14	0.0	0.6	0.3	0.2	0.3	
15	0.0	0.0	0.6	0.4	0.2	
16	0.0	0.0	0.4	0.2	0.1	
17 or older	0.0	0.0	0.0	0.2	0.0	
N of Valid	898	907	789	519	3113	
N of Miss	26	14	21	13	74	

Table 81: How old were you when you first: used prescription drugs not prescribed to you?










Response	6	8	10	12	Total	
Never	98.1	95.4	89.1	79.3	91.9	
10 or younger	1.3	0.8	1.3	0.8	1.1	
11	0.4	0.2	0.5	0.2	0.4	
12	0.1	1.2	0.8	1.4	0.8	
13	0.0	1.9	1.6	1.0	1.1	
14	0.0	0.5	2.4	2.5	1.2	
15	0.0	0.0	3.8	2.7	1.4	
16	0.0	0.0	0.5	7.1	1.3	
17 or older	0.0	0.0	0.0	5.0	0.8	
N of Valid	900	911	790	518	3119	
N of Miss	24	10	20	14	68	

Table 82: How wrong do you think it is for someone your age to: take a handgun to school?





Response	6	8	10	12	Total	
Very wrong	90.1	89.7	87.8	90.7	89.5	
Wrong	8.4	8.6	8.8	6.8	8.3	
A little bit wrong	0.9	1.3	2.3	1.9	1.5	
Not at all wrong	0.7	0.4	1.1	0.6	0.7	
N of Valid	907	911	788	518	3124	
N of Miss	17	10	22	14	63	

Table 83: How wrong do you think it is for someone your age to: steal anything?





Response	6	8	10	12	Total	
Very wrong	74.7	63.9	58.4	67.8	66.3	
Wrong	22.3	29.0	32.4	26.1	27.4	
A little bit wrong	2.9	6.8	8.0	5.8	5.8	
Not at all wrong	0.1	0.3	1.1	0.4	0.5	
N of Valid	900	908	789	518	3115	
N of Miss	24	13	21	14	72	

Table 84: How wrong do you think it is for someone your age to: pick a fight with someone?





Response	6	8	10	12	Total	
Very wrong	58.2	40.8	35.2	45.2	45.1	
Wrong	31.7	37.3	39.3	31.0	35.1	
A little bit wrong	8.4	18.8	22.0	20.5	16.9	
Not at all wrong	1.8	3.1	3.4	3.3	2.8	
N of Valid	897	902	786	516	3101	
N of Miss	27	19	24	16	86	

Table 85: How wrong do you think it is for someone your age to: attack someone with the idea of seriously hurting them?





Response	6	8	10	12	Total	
Very wrong	93.3	81.9	72.2	75.9	81.8	
Wrong	4.8	14.0	21.5	18.0	13.9	
A little bit wrong	1.1	2.9	4.6	4.2	3.0	
Not at all wrong	0.8	1.2	1.7	1.9	1.3	
N of Valid	900	907	785	518	3110	
N of Miss	24	14	25	14	77	

Table 86: How wrong do you think it is for someone your age to: stay away from school all day when their parents think they are at school?





Response	6	8	10	12	Total	
Very wrong	84.7	68.4	48.0	40.0	63.3	
Wrong	12.5	22.6	31.6	32.5	23.6	
A little bit wrong	2.2	7.8	16.9	21.3	10.7	
Not at all wrong	0.6	1.2	3.4	6.2	2.4	
N of Valid	902	909	785	517	3113	
N of Miss	22	12	25	15	74	

Table 87: How wrong do you think it is for someone your age to: drink beer, wine or hard liquor (for example, vodka, whiskey, or gin) regularly?





Response	6	8	10	12	Total	
Very wrong	91.6	74.8	47.2	34.4	66.0	
Wrong	7.0	17.1	24.7	23.2	17.1	
A little bit wrong	1.1	5.3	20.4	29.0	11.8	
Not at all wrong	0.3	2.7	7.8	13.3	5.1	
N of Valid	901	910	786	517	3114	
N of Miss	23	11	24	15	73	

Table 88: How wrong do you think it is for someone your age to: smoke cigarettes?





Response	6	8	10	12	Total	
Very wrong	94.9	81.2	61.5	51.3	75.2	
Wrong	3.9	13.2	22.2	22.1	14.2	
A little bit wrong	1.1	4.3	10.3	15.7	6.8	
Not at all wrong	0.1	1.3	6.0	10.9	3.7	
N of Valid	901	910	785	515	3111	
N of Miss	23	11	25	17	76	

Table 89: How wrong do you think it is for someone your age to: smoke marijuana?





Response	6	8	10	12	Total	
Very wrong	96.9	84.6	56.4	47.0	74.8	
Wrong	2.1	8.7	19.0	17.7	10.9	
A little bit wrong	0.7	3.6	11.6	15.0	6.7	
Not at all wrong	0.3	3.1	13.0	20.4	7.7	
N of Valid	899	911	784	515	3109	
N of Miss	25	10	26	17	78	

Table 90: How wrong do you think it is for someone your age to: use prescription drugs or non-prescription drugs for the purpose of getting high?





Response	6	8	10	12	Total	
Very wrong	97.1	90.5	77.5	74.5	86.5	
Wrong	2.1	7.3	14.6	15.3	9.0	
A little bit wrong	0.7	1.9	5.5	7.4	3.3	
Not at all wrong	0.1	0.3	2.4	2.9	1.2	
N of Valid	898	909	788	517	3112	
N of Miss	26	12	22	15	75	

Table 91: How wrong do you think it is for someone your age to: use synthetic marijuana (K2, spice) or bath salts?

Response	6	8	10	12	Total	
Very wrong	95.7	91.4	81.7	84.2	89.0	
Wrong	3.1	6.6	12.4	9.7	7.6	
A little bit wrong	0.6	0.9	3.6	4.1	2.0	
Not at all wrong	0.7	1.1	2.3	2.1	1.5	
N of Valid	885	909	788	518	3100	
N of Miss	39	12	22	14	87	

Table 92: How wrong do you think it is for someone your age to: use LSD, cocaine, amphetamines or another illegal drug?

Response	6	8	10	12	Total	
Very wrong	98.0	94.2	84.7	84.3	91.2	
Wrong	1.3	5.2	10.7	10.1	6.3	
A little bit wrong	0.6	0.6	3.3	3.9	1.8	
Not at all wrong	0.1	0.1	1.3	1.7	0.7	
N of Valid	897	909	786	515	3107	
N of Miss	27	12	24	17	80	

Table 93: How wrong do you think it is for someone your age to: use e-cigarettes, e-cigars or e-hookahs?

Response	6	8	10	12	Total	
Very wrong	90.4	71.8	45.9	39.1	65.2	
Wrong	6.6	14.4	19.8	14.5	13.5	
A little bit wrong	2.1	10.0	17.5	23.2	11.8	
Not at all wrong	0.9	3.8	16.8	23.2	9.5	
N of Valid	899	912	787	517	3115	
N of Miss	25	9	23	15	72	

Table 94: At school during the past 12 months, did you receive help from the resource teacher, speech therapist or other special education teacher?



Response	6	8	10	12	Total	
No	82.3	87.4	92.9	94.5	88.6	
Yes	17.7	12.6	7.1	5.5	11.4	
N of Valid	785	816	723	455	2779	
N of Miss	139	105	87	77	408	

Table 95: How many times in the past year (12 months) have you: been suspended from school?









Response	6	8	10	12	Total	
Never	92.0	88.8	86.1	90.5	89.3	
1 to 2 times	6.7	8.8	11.5	7.5	8.7	
3 to 5 times	1.1	1.4	1.3	1.2	1.3	
6 to 9 times	0.1	0.7	0.4	0.8	0.5	
10 to 19 times	0.1	0.3	0.3	0.0	0.2	
20 to 29 times	0.0	0.0	0.1	0.0	0.0	
30 to 39 times	0.0	0.0	0.1	0.0	0.0	
40+ times	0.0	0.0	0.3	0.0	0.1	
N of Valid	895	908	784	517	3104	
N of Miss	29	13	26	15	83	

Table 96: How many times in the past year (12 months) have you: carried a handgun?









Response	6	8	10	12	Total	
Never	94.9	93.5	94.2	94.2	94.2	
1 to 2 times	2.9	3.3	2.7	1.7	2.8	
3 to 5 times	1.3	0.9	1.0	1.4	1.1	
6 to 9 times	0.2	1.1	1.2	0.4	0.7	
10 to 19 times	0.1	0.3	0.1	0.6	0.3	
20 to 29 times	0.2	0.3	0.1	0.0	0.2	
30 to 39 times	0.0	0.0	0.1	0.4	0.1	
40+ times	0.3	0.6	0.5	1.4	0.6	
N of Valid	894	903	781	517	3095	
N of Miss	30	18	29	15	92	

Table 97: How many times in the past year (12 months) have you: sold illegal drugs?


Response	6	8	10	12	Total	
Never	99.8	98.9	94.7	93.2	97.1	
1 to 2 times	0.2	0.4	2.7	2.3	1.3	
3 to 5 times	0.0	0.6	1.0	0.8	0.6	
6 to 9 times	0.0	0.0	0.3	1.6	0.3	
10 to 19 times	0.0	0.1	0.4	0.8	0.3	
20 to 29 times	0.0	0.0	0.5	0.2	0.2	
30 to 39 times	0.0	0.0	0.0	0.2	0.0	
40+ times	0.0	0.0	0.4	1.0	0.3	
N of Valid	888	905	778	514	3085	
N of Miss	36	16	32	18	102	

Table 98: How many times in the past year (12 months) have you: stolen or tried to steal a motor vehicle such as a car or motorcycle?


Response	6	8	10	12	Total	
Never	99.4	99.2	98.3	99.0	99.0	
1 to 2 times	0.4	0.7	0.9	0.4	0.6	
3 to 5 times	0.1	0.0	0.1	0.0	0.1	
6 to 9 times	0.0	0.0	0.1	0.4	0.1	
10 to 19 times	0.0	0.0	0.3	0.0	0.1	
20 to 29 times	0.0	0.0	0.1	0.0	0.0	
30 to 39 times	0.0	0.0	0.0	0.0	0.0	
40+ times	0.0	0.1	0.1	0.2	0.1	
N of Valid	890	903	781	516	3090	
N of Miss	34	18	29	16	97	

Table 99: How many times in the past year (12 months) have you: participated in clubs, organizations or activities at school?









Response	6	8	10	12	Total	
Never	29.4	21.7	25.5	26.1	25.6	
1 to 2 times	24.2	16.2	15.8	12.6	17.8	
3 to 5 times	15.0	13.7	12.5	11.9	13.5	
6 to 9 times	12.9	9.1	7.2	6.0	9.2	
10 to 19 times	8.7	10.0	9.6	6.2	8.9	
20 to 29 times	2.6	7.1	4.6	6.6	5.1	
30 to 39 times	0.8	2.4	1.7	2.1	1.7	
40+ times	6.5	19.7	23.1	28.4	18.2	
N of Valid	889	902	779	514	3084	
N of Miss	35	19	31	18	103	

Table 100: How many times in the past year (12 months) have you: been arrested?








Response	6	8	10	12	Total	
Never	99.4	97.7	97.2	95.9	97.8	
1 to 2 times	0.4	2.2	2.4	2.9	1.9	
3 to 5 times	0.1	0.0	0.0	0.4	0.1	
6 to 9 times	0.0	0.0	0.0	0.4	0.1	
10 to 19 times	0.0	0.0	0.1	0.0	0.0	
20 to 29 times	0.0	0.0	0.1	0.0	0.0	
30 to 39 times	0.0	0.0	0.0	0.0	0.0	
40+ times	0.0	0.1	0.1	0.4	0.1	
N of Valid	895	905	782	515	3097	
N of Miss	29	16	28	17	90	

Table 101: How many times in the past year (12 months) have you: attacked someone with the idea of seriously hurting them?


Response	6	8	10	12	Total	
Never	94.3	94.6	92.2	92.6	93.6	
1 to 2 times	4.6	3.9	6.0	5.5	4.9	
3 to 5 times	0.7	0.8	1.2	1.0	0.9	
6 to 9 times	0.2	0.4	0.0	0.2	0.2	
10 to 19 times	0.0	0.3	0.1	0.0	0.1	
20 to 29 times	0.1	0.0	0.0	0.0	0.0	
30 to 39 times	0.0	0.0	0.1	0.2	0.1	
40+ times	0.1	0.0	0.4	0.6	0.2	
N of Valid	892	904	778	512	3086	
N of Miss	32	17	32	20	101	

Table 102: How many times in the past year (12 months) have you: been drunk or high at school?


Response	6	8	10	12	Total	
Never	99.3	97.0	87.4	81.7	92.7	
1 to 2 times	0.6	1.5	6.6	7.2	3.5	
3 to 5 times	0.1	0.3	2.3	4.9	1.5	
6 to 9 times	0.0	0.4	0.8	1.4	0.5	
10 to 19 times	0.0	0.1	1.0	1.2	0.5	
20 to 29 times	0.0	0.1	0.8	1.6	0.5	
30 to 39 times	0.0	0.0	0.3	0.4	0.1	
40+ times	0.0	0.4	0.9	1.8	0.6	
N of Valid	899	908	783	514	3104	
N of Miss	25	13	27	18	83	

Table 103: How many times in the past year (12 months) have you: taken a handgun to school?









Response	6	8	10	12	Total	
Never	100.0	99.7	98.8	98.8	99.4	
1 to 2 times	0.0	0.3	0.1	0.4	0.2	
3 to 5 times	0.0	0.0	0.4	0.2	0.1	
6 to 9 times	0.0	0.0	0.1	0.6	0.1	
10 to 19 times	0.0	0.0	0.0	0.0	0.0	
20 to 29 times	0.0	0.0	0.1	0.0	0.0	
30 to 39 times	0.0	0.0	0.0	0.0	0.0	
40+ times	0.0	0.0	0.4	0.0	0.1	
N of Valid	897	907	782	511	3097	
N of Miss	27	14	28	21	90	

Table 104: Are you currently on probation, or assigned a probation officer with Juvenile Court?



Response	6	8	10	12	Total	
No	99.2	98.3	97.6	98.3	98.4	
Yes	0.8	1.7	2.4	1.7	1.6	
N of Valid	768	817	738	482	2805	
N of Miss	156	104	72	50	382	

Table 105: Have you ever belonged to a gang?






Response	6	8	10	12	Total	
No	96.9	95.5	94.1	94.2	95.3	
No, but would like to	0.4	1.4	1.5	2.5	1.3	
Yes, in the past	1.7	1.2	2.8	0.8	1.7	
Yes, belong now	0.7	1.6	1.5	1.7	1.3	
Yes, but would like to get out	0.3	0.2	0.0	0.8	0.3	
N of Valid	902	911	784	518	3115	
N of Miss	22	10	26	14	72	

Table 106: If you have ever belonged to a gang, did that gang have a name?




Response	6	8	10	12	Total	
No	5.9	5.3	6.7	14.7	7.4	
Yes	1.9	3.0	4.4	3.3	3.1	
I have never belonged to a gang	92.2	91.7	88.9	82.0	89.5	
N of Valid	897	905	772	510	3084	
N of Miss	27	16	38	22	103	

Table 107: You are at a party at someone's house, and one of your friends offers you a drink containing alcohol. What would you say or do?





Response	6	8	10	12	Total	
Drink it	2.0	11.8	30.4	46.0	19.4	
Tell your friend, 'No thanks, I don't drink' and suggest that you and your friend go and do something else	53.0	45.7	35.3	26.7	42.0	
Just say, 'No thanks' and walk away	24.8	26.4	24.5	21.1	24.6	
Make up a good excuse, tell your friend you had something else to do, and leave	20.1	16.2	9.8	6.2	14.0	
N of Valid	890	902	774	517	3083	
N of Miss	34	19	36	15	104	

Table 108: How often do you attend religious services or activities?





Response	6	8	10	12	Total	
Never	19.2	8.7	12.5	16.4	14.0	
Rarely	18.1	17.0	17.9	27.2	19.3	
1-2 Times a Month	13.0	17.3	15.8	14.7	15.3	
About Once a Week or More	49.7	57.0	53.8	41.7	51.5	
N of Valid	878	901	783	518	3080	
N of Miss	46	20	27	14	107	

Table 109: I think sometimes it's okay to cheat at school.

Response	6	8	10	12	Total	
NO!	71.3	40.9	20.6	14.6	40.2	
no	23.2	42.0	41.9	34.8	35.3	
yes	5.0	15.4	32.4	42.0	21.1	
YES!	0.4	1.8	5.0	8.6	3.3	
N of Valid	896	908	780	512	3096	
N of Miss	28	13	30	20	91	

Table 110: It is important to think before you act.

Response	6	8	10	12	Total	
NO!	1.8	1.1	1.9	2.3	1.7	
no	1.9	2.8	1.9	1.6	2.1	
yes	22.6	30.5	41.7	37.6	32.2	
YES!	73.7	65.7	54.4	58.5	64.0	
N of Valid	892	909	779	513	3093	
N of Miss	32	12	31	19	94	

Table 111: Sometimes I think that life is not worth it.

Response	6	8	10	12	Total	
NO!	65.0	54.1	40.7	43.9	52.1	
no	18.8	20.6	29.1	28.3	23.5	
yes	11.4	17.5	22.8	21.2	17.7	
YES!	4.8	7.8	7.5	6.6	6.7	
N of Valid	878	893	777	513	3061	
N of Miss	46	28	33	19	126	

Table 112: At times I think I am no good at all.

Response	6	8	10	12	Total	
NO!	38.3	37.7	27.8	30.3	34.2	
no	27.0	24.5	29.2	27.5	26.9	
yes	25.3	26.1	32.8	31.8	28.5	
YES!	9.3	11.7	10.2	10.4	10.4	
N of Valid	892	899	777	509	3077	
N of Miss	32	22	33	23	110	

Table 113: All in all, I am inclined to think that I am a failure.

Response	6	8	10	12	Total	
NO!	61.3	52.8	41.3	41.8	50.5	
no	22.1	27.2	37.2	35.2	29.6	
yes	12.9	14.6	14.4	18.0	14.6	
YES!	3.8	5.4	7.1	5.1	5.3	
N of Valid	879	900	777	512	3068	
N of Miss	45	21	33	20	119	

Table 114: In the past year, have you felt depressed or sad MOST days, even if you felt okay sometimes?

Response	6	8	10	12	Total	
NO!	38.8	38.8	31.5	31.1	35.7	
no	24.6	22.3	26.6	27.0	24.8	
yes	25.5	24.4	26.3	29.9	26.1	
YES!	11.1	14.4	15.6	11.9	13.3	
N of Valid	885	904	775	511	3075	
N of Miss	39	17	35	21	112	

Table 115: It is all right to beat up people if they start the fight.





Response	6	8	10	12	Total	
NO!	56.6	34.4	23.9	24.9	36.5	
no	17.7	24.6	26.5	23.9	23.0	
yes	15.3	24.5	27.9	27.4	23.2	
YES!	10.4	16.5	21.8	23.9	17.3	
N of Valid	882	905	775	511	3073	
N of Miss	42	16	35	21	114	

Table 116: I think it is okay to take something without asking if you can get away with it.





Response	6	8	10	12	Total	
NO!	85.3	70.3	56.9	56.9	69.0	
no	13.4	25.2	36.4	36.2	26.5	
yes	1.0	3.5	5.3	5.7	3.6	
YES!	0.2	1.0	1.4	1.2	0.9	
N of Valid	886	906	777	508	3077	
N of Miss	38	15	33	24	110	

Table 117: Where do you get the most information about living a drug and alcohol free life? Parents/guardians





Response	6	8	10	12	Total	
All the time	56.1	55.3	48.5	46.8	52.4	
Most	20.7	22.5	23.9	22.7	22.4	
Some	12.4	13.9	17.8	18.0	15.1	
Very little	10.8	8.3	9.8	12.5	10.1	
N of Valid	876	899	777	511	3063	
N of Miss	48	22	33	21	124	

Table 118: Where do you get the most information about living a drug and alcohol free life? Friends





Response	6	8	10	12	Total	
All the time	19.3	16.4	12.6	12.4	15.6	
Most	13.7	17.4	17.0	11.8	15.3	
Some	25.2	29.9	31.0	27.4	28.4	
Very little	41.9	36.3	39.4	48.4	40.7	
N of Valid	841	877	775	508	3001	
N of Miss	83	44	35	24	186	

Table 119: Where do you get the most information about living a drug and alcohol free life? Family members





Response	6	8	10	12	Total	
All the time	49.3	44.8	36.1	34.4	42.1	
Most	21.3	23.9	25.2	21.6	23.1	
Some	15.4	19.9	21.2	21.8	19.3	
Very little	13.9	11.5	17.5	22.2	15.5	
N of Valid	848	880	775	509	3012	
N of Miss	76	41	35	23	175	

Table 120: Where do you get the most information about living a drug and alcohol free life? School





Response	6	8	10	12	Total	
All the time	63.6	58.3	40.5	38.6	51.9	
Most	15.9	20.1	23.3	21.5	20.0	
Some	9.4	14.1	23.3	26.2	17.2	
Very little	11.1	7.5	12.9	13.7	11.0	
N of Valid	862	884	773	511	3030	
N of Miss	62	37	37	21	157	

Table 121: Where do you get the most information about living a drug and alcohol free life? Internet





Response	6	8	10	12	Total	
All the time	16.5	14.8	10.5	10.2	13.4	
Most	11.0	13.9	10.0	10.0	11.4	
Some	20.7	26.2	30.4	26.2	25.7	
Very little	51.8	45.2	49.1	53.6	49.5	
N of Valid	840	879	772	511	3002	
N of Miss	84	42	38	21	185	

Table 122: Where do you get the most information about living a drug and alcohol free life? TV





Response	6	8	10	12	Total	
All the time	22.0	20.2	12.0	13.1	17.4	
Most	13.1	15.7	12.7	11.9	13.6	
Some	27.2	31.3	36.6	31.1	31.5	
Very little	37.7	32.8	38.7	43.8	37.6	
N of Valid	841	883	777	511	3012	
N of Miss	83	38	33	21	175	

Table 123: Where do you get the most information about living a drug and alcohol free life? Social media





Response	6	8	10	12	Total	
All the time	16.0	12.5	8.4	10.4	12.1	
Most	10.1	11.2	10.6	7.5	10.1	
Some	17.5	26.2	28.5	25.8	24.3	
Very little	56.3	50.0	52.4	56.3	53.4	
N of Valid	829	880	771	508	2988	
N of Miss	95	41	39	24	199	

Table 124: How much do you think people risk harming themselves (physically or in other ways) if they: smoked one or more packs of cigarettes per day?

Response	6	8	10	12	Total	
No risk	7.7	3.9	4.5	5.5	5.4	
Slight risk	5.0	7.2	6.5	7.1	6.4	
Moderate risk	15.4	15.4	19.1	16.0	16.5	
Great risk	71.9	73.4	69.9	71.3	71.7	
N of Valid	881	900	775	505	3061	
N of Miss	43	21	35	27	126	

Table 125: How much do you think people risk harming themselves (physically or in other ways) if they: try marijuana once or twice?

Response	6	8	10	12	Total	
No risk	10.2	12.4	27.1	44.1	20.7	
Slight risk	19.5	24.9	33.2	29.2	26.2	
Moderate risk	27.7	27.5	22.2	10.7	23.4	
Great risk	42.6	35.2	17.5	16.0	29.7	
N of Valid	875	898	771	506	3050	
N of Miss	49	23	39	26	137	

Table 126: How much do you think people risk harming themselves (physically or in other ways) if they: smoke marijuana once or twice a week?

Response	6	8	10	12	Total	
No risk	9.4	8.1	18.1	29.9	14.6	
Slight risk	7.1	9.7	18.9	23.3	13.5	
Moderate risk	18.9	26.0	25.3	23.3	23.3	
Great risk	64.6	56.2	37.7	23.5	48.5	
N of Valid	861	886	758	502	3007	
N of Miss	63	35	52	30	180	

Table 127: How much do you think people risk harming themselves (physically or in other ways) if they: take one or two drinks of an alcoholic beverage (beer, wine, liquor) nearly every day?

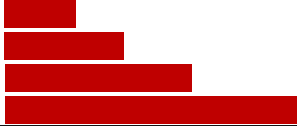
Response	6	8	10	12	Total	
No risk	11.5	6.9	8.6	9.9	9.1	
Slight risk	13.6	15.3	18.6	23.9	17.1	
Moderate risk	22.9	28.8	31.9	30.6	28.2	
Great risk	52.0	48.9	40.9	35.6	45.6	
N of Valid	873	895	770	506	3044	
N of Miss	51	26	40	26	143	

Table 128: How much do you think people risk harming themselves (physically or in other ways) if they: have five or more drinks of an alcoholic beverage once or twice a weekend?


Response	6	8	10	12	Total	
No risk	9.1	5.4	6.4	8.1	7.2	
Slight risk	8.0	7.6	12.4	19.5	10.9	
Moderate risk	18.8	23.0	26.8	26.6	23.4	
Great risk	64.0	64.0	54.5	45.8	58.6	
N of Valid	876	894	769	507	3046	
N of Miss	48	27	41	25	141	

Table 129: How much do you think people risk harming themselves (physically or in other ways) if they: use prescription drugs that are not prescribed to them?


Response	6	8	10	12	Total	
No risk	8.8	3.6	4.4	4.0	5.4	
Slight risk	3.2	5.2	7.1	9.0	5.7	
Moderate risk	12.4	17.8	19.2	22.1	17.3	
Great risk	75.6	73.4	69.3	64.9	71.6	
N of Valid	873	892	771	502	3038	
N of Miss	51	29	39	30	149	

Table 130: How much do you think people risk harming themselves (physically or in other ways) if they: use non-prescription drugs to get high?

Response	6	8	10	12	Total	
No risk	8.6	3.9	4.8	4.5	5.6	
Slight risk	3.0	3.7	6.4	8.1	4.9	
Moderate risk	10.5	15.6	18.3	20.4	15.6	
Great risk	77.9	76.8	70.5	67.0	73.9	
N of Valid	874	896	769	506	3045	
N of Miss	50	25	41	26	142	

Table 131: How much do you think people risk harming themselves (physically or in other ways) if they: use e-cigarettes, e-cigars, or e-hookahs?

Response	6	8	10	12	Total	
No risk	11.0	13.1	24.4	29.9	18.2	
Slight risk	12.8	24.3	31.2	30.1	23.7	
Moderate risk	21.7	24.0	20.8	21.3	22.1	
Great risk	54.5	38.6	23.5	18.7	36.1	
N of Valid	870	893	769	502	3034	
N of Miss	54	28	41	30	153	

Table 132: Have you ever used smokeless tobacco (chew, snuff, plug, dipping tobacco, or chewing tobacco)?

Response	6	8	10	12	Total	
Never	98.0	91.6	84.7	81.1	90.0	
Once or Twice	1.8	5.1	7.4	8.7	5.3	
Once in a while but not regularly	0.1	1.1	2.8	3.0	1.6	
Regularly in the past	0.1	1.1	2.8	2.8	1.5	
Regularly now	0.0	1.1	2.2	4.5	1.6	
N of Valid	886	910	773	507	3076	
N of Miss	38	11	37	25	111	

Table 133: How often have you used smokeless tobacco during the past 30 days?


Response	6	8	10	12	Total	
Not at all	99.8	97.3	93.8	90.9	96.1	
Once or twice	0.1	1.0	2.6	3.2	1.5	
Once or twice per week	0.1	0.4	0.8	0.8	0.5	
Three to five times per week	0.0	0.2	0.6	0.8	0.4	
About once a day	0.0	0.4	1.2	0.2	0.5	
More than once a day	0.0	0.7	1.0	4.2	1.1	
N of Valid	881	910	772	506	3069	
N of Miss	43	11	38	26	118	

Table 134: Have you ever smoked cigarettes?


Response	6	8	10	12	Total	
Never	95.4	88.5	75.3	62.2	82.8	
Once or Twice	4.2	7.6	11.1	19.2	9.4	
Once in a while but not regularly	0.1	1.8	6.6	8.5	3.6	
Regularly in the past	0.3	1.7	4.0	4.0	2.2	
Regularly now	0.0	0.4	3.0	6.1	1.9	
N of Valid	884	907	772	505	3068	
N of Miss	40	14	38	27	119	

Table 135: How frequently have you smoked cigarettes during the past 30 days?


Response	6	8	10	12	Total	
Not at all	99.5	97.4	90.8	86.5	94.6	
Less than one cigarette per day	0.3	1.9	6.1	6.3	3.2	
One to five cigarettes per day	0.0	0.5	2.5	4.4	1.5	
About one-half pack per day	0.1	0.1	0.5	1.6	0.5	
About one pack per day	0.0	0.1	0.0	0.8	0.2	
About one and one-half packs per day	0.0	0.0	0.0	0.4	0.1	
Two packs or more per day	0.0	0.0	0.1	0.0	0.0	
N of Valid	883	910	771	505	3069	
N of Miss	41	11	39	27	118	

Table 136: Which statement best describes rules about smoking inside your home or your family cars?






Response	6	8	10	12	Total	
Smoking is not allowed anywhere inside your home or cars	71.1	72.8	72.7	74.5	72.5	
Smoking is allowed in some places and at some times or in some cars	10.1	8.1	8.7	12.1	9.5	
Smoking is allowed anywhere inside the home or cars	1.5	2.0	3.5	2.0	2.2	
There are no rules about smoking inside the home or cars	3.3	4.7	5.1	3.4	4.2	
I don't know	14.1	12.3	10.1	8.1	11.6	
N of Valid	875	908	772	505	3060	
N of Miss	49	13	38	27	127	

Table 137: Have you ever used e-cigarettes, e-cigars, or e-hookahs?






Response	6	8	10	12	Total	
Never	96.0	84.1	65.1	53.2	77.6	
Once or Twice	3.3	9.1	11.4	17.2	9.4	
Once in a while but not regularly	0.3	3.7	10.0	14.2	6.1	
Regularly in the past	0.2	1.7	6.1	7.1	3.3	
Regularly now	0.1	1.5	7.4	8.3	3.7	
N of Valid	874	904	770	506	3054	
N of Miss	50	17	40	26	133	

Table 138: How frequently have you used e-cigarettes, e-cigars, or e-hookahs?








Response	6	8	10	12	Total	
Not at all	99.2	91.2	77.6	74.3	87.2	
Less than 10 puffs per day	0.5	5.8	11.4	13.9	7.1	
10 to 50 puffs per day	0.1	1.7	6.5	8.0	3.5	
About one-half cartomiser per day	0.2	0.6	1.7	2.0	1.0	
About one cartomiser per day	0.0	0.1	1.0	1.0	0.5	
About one and one-half cartomisers per day	0.0	0.2	0.4	0.4	0.2	
Two cartomisers or more per day	0.0	0.4	1.3	0.4	0.5	
N of Valid	843	899	764	498	3004	
N of Miss	81	22	46	34	183	

Table 139: During this school year, were you taught in any of your classes about the dangers of tobacco use?






Response	6	8	10	12	Total	
Never	22.9	17.6	39.2	46.1	29.3	
Rarely	15.3	17.4	21.4	17.9	17.9	
Sometimes	23.7	25.9	18.9	20.1	22.5	
Often	20.7	24.1	13.5	10.9	18.3	
Almost always	17.4	15.0	7.1	5.0	12.0	
N of Valid	835	900	763	497	2995	
N of Miss	89	21	47	35	192	

Table 140: During the past 12 months, have you participated in any community activities to discourage people your age from using cigarettes, chewing tobacco, snuff, dip or cigars, e-cigarettes, e-cigars, or e-hookahs?






Response	6	8	10	12	Total	
Never	63.1	60.7	74.2	80.0	68.1	
Rarely	14.0	18.0	13.6	9.2	14.3	
Sometimes	10.9	12.4	7.3	7.4	9.8	
Often	6.3	4.3	3.7	2.0	4.3	
Almost always	5.8	4.7	1.2	1.4	3.6	
N of Valid	829	890	765	499	2983	
N of Miss	95	31	45	33	204	

Table 141: Think back over the last two weeks. How many times have you had five or more alcoholic drinks in a row?


Response	6	8	10	12	Total	
None	98.3	95.7	84.5	72.9	89.8	
Once	1.2	2.1	6.1	10.4	4.3	
Twice	0.2	0.8	4.6	7.2	2.7	
3-5 times	0.1	0.8	3.0	5.2	1.9	
6-9 times	0.0	0.1	0.9	1.6	0.5	
10 or more times	0.1	0.6	0.9	2.6	0.9	
N of Valid	837	904	767	498	3006	
N of Miss	87	17	43	34	181	

Table 142: During the past 30 days, how many times did you ride in a car or other vehicle driven by someone who had been drinking alcohol or using drugs to get high?


Response	6	8	10	12	Total	
0 times	94.0	88.8	86.0	79.7	88.0	
1 time	2.9	5.2	6.1	7.4	5.2	
2 or 3 times	2.2	4.1	4.7	7.8	4.3	
4 or 5 times	0.4	0.8	1.3	1.4	0.9	
6 or more times	0.6	1.1	1.8	3.6	1.6	
N of Valid	836	900	766	497	2999	
N of Miss	88	21	44	35	188	

Table 143: During the past 30 days, how many times did you drive a car or other vehicle when you had been drinking alcohol or using drugs to get high?


Response	6	8	10	12	Total	
I did not drive a car in the past 30 days	57.0	59.2	41.4	18.1	47.0	
0 times	42.2	39.9	54.0	70.4	49.4	
1 time	0.5	0.5	2.5	4.4	1.7	
2 or 3 times	0.1	0.1	1.1	3.8	1.0	
4 or 5 times	0.0	0.1	0.3	0.6	0.2	
6 or more times	0.1	0.2	0.8	2.6	0.8	
N of Valid	784	867	756	496	2903	
N of Miss	140	54	54	36	284	

Table 144: If you drank alcohol (not just a sip or taste) in the past year, how did you usually get it?












Response	6	8	10	12	Total	
I did not drink alcohol in the past year	96.3	86.4	63.9	45.3	76.6	
I bought it myself with a fake ID	0.0	0.1	0.7	0.8	0.3	
I bought it myself without a fake ID	0.0	0.0	0.4	1.4	0.3	
I got it from someone I know age 21 or older	0.7	1.9	8.1	22.2	6.5	
I got it from someone I know under age 21	0.1	1.0	9.2	10.7	4.4	
I got it from my brother or sister	0.1	0.7	1.3	1.2	0.8	
I got it from home with my parents' permission	1.0	3.1	4.7	5.1	3.2	
I got it from home without my parents' permission	0.5	2.4	4.3	1.4	2.2	
I got it from another relative	0.1	1.7	1.1	2.1	1.2	
A stranger bought it for me	0.0	0.1	0.5	1.4	0.4	
I took it from a store or shop	0.0	0.0	0.0	0.0	0.0	
Other	1.1	2.6	5.8	8.2	3.9	
N of Valid	816	882	742	486	2926	
N of Miss	108	39	68	46	261	

Table 145: If you drank alcohol (not just a sip or taste) in the past year, where did you usually drink it?











Response	6	8	10	12	Total	
I did not drink alcohol in the past year	96.8	86.2	64.7	48.7	77.5	
At my home	2.1	6.2	11.5	12.2	7.4	
At someone else's home	0.2	5.7	19.2	31.7	11.9	
At an open area like a park, beach, field, back road, woods, or a street corner	0.7	1.1	2.4	4.6	1.9	
At a sporting event or concert	0.0	0.0	0.3	0.2	0.1	
At a restaurant, bar, or a nightclub	0.1	0.1	0.5	1.5	0.4	
At an empty building or a construction site	0.0	0.2	0.0	0.4	0.1	
At a hotel/motel	0.0	0.0	0.4	0.0	0.1	
An a car	0.0	0.3	0.4	0.2	0.2	
At school	0.0	0.1	0.5	0.4	0.2	
N of Valid	809	884	739	476	2908	
N of Miss	115	37	71	56	279	

Table 146: How do you feel about someone your age having one or two drinks of an alcoholic beverage nearly every day?





Response	6	8	10	12	Total	
Neither approve nor disapprove	15.8	17.6	29.1	29.6	22.1	
Somewhat disapprove	5.2	15.6	20.9	23.9	15.5	
Strongly disapprove	68.8	59.3	43.7	40.4	54.7	
Don't know or can't say	10.2	7.5	6.3	6.1	7.7	
N of Valid	800	884	757	490	2931	
N of Miss	124	37	53	42	256	

Table 147: On how many occasions have you had alcoholic beverages (beer, wine or hard liquor) to drink in your lifetime - more than just a few sips?








Response	6	8	10	12	Total	
0	91.2	78.0	54.9	38.1	69.3	
1-2	6.3	11.7	13.6	11.5	10.6	
3-5	1.4	4.8	9.5	10.5	6.0	
6-9	0.4	1.7	7.0	8.9	3.8	
10-19	0.2	2.1	6.6	9.7	4.0	
20-39	0.0	1.0	3.6	7.5	2.4	
40	0.5	0.8	4.9	13.9	3.9	
N of Valid	845	905	759	496	3005	
N of Miss	79	16	51	36	182	

Table 148: On how many occasions have you drunk one of more drinks of an alcoholic beverage during the past 30 days?








Response	6	8	10	12	Total	
0	98.9	94.9	77.9	66.1	86.9	
1-2	0.6	3.2	12.5	17.9	7.3	
3-5	0.4	1.3	5.9	7.2	3.2	
6-9	0.1	0.1	2.4	3.8	1.3	
10-19	0.0	0.3	0.9	2.6	0.8	
20-39	0.0	0.0	0.3	0.8	0.2	
40	0.0	0.1	0.1	1.6	0.3	
N of Valid	839	903	759	498	2999	
N of Miss	85	18	51	34	188	

Table 149: On how many occasions have you used marijuana (grass, pot) or hashish (hash, hash oil) in your lifetime?


Response	6	8	10	12	Total	
0	99.4	93.7	77.9	63.4	86.2	
1-2	0.2	2.7	6.5	7.2	3.7	
3-5	0.0	1.3	3.2	4.4	2.0	
6-9	0.0	0.4	2.4	3.4	1.3	
10-19	0.2	0.8	2.1	6.4	1.9	
20-39	0.0	0.2	2.3	3.4	1.2	
40	0.1	0.9	5.7	11.7	3.7	
N of Valid	825	898	754	497	2974	
N of Miss	99	23	56	35	213	

Table 150: On how many occasions have you used marijuana (grass, pot) or hashish (hash, hash oil) during the past 30 days?


Response	6	8	10	12	Total	
0	99.8	98.0	90.2	80.7	93.6	
1-2	0.1	1.3	2.8	6.7	2.3	
3-5	0.1	0.2	1.8	4.5	1.3	
6-9	0.0	0.0	1.3	2.8	0.8	
10-19	0.0	0.0	1.8	2.2	0.8	
20-39	0.0	0.3	1.1	0.8	0.5	
40	0.0	0.1	0.9	2.2	0.6	
N of Valid	822	899	757	493	2971	
N of Miss	102	22	53	39	216	

Table 151: On how many occasions have you used LSD or other psychedelics in your lifetime?


Response	6	8	10	12	Total	
0	99.9	99.4	97.5	94.4	98.2	
1-2	0.1	0.4	1.5	2.6	1.0	
3-5	0.0	0.1	0.8	2.4	0.6	
6-9	0.0	0.0	0.1	0.4	0.1	
10-19	0.0	0.0	0.0	0.2	0.0	
20-39	0.0	0.0	0.0	0.0	0.0	
40	0.0	0.0	0.1	0.0	0.0	
N of Valid	812	899	758	497	2966	
N of Miss	112	22	52	35	221	

Table 152: On how many occasions have you used LSD or other psychedelics during the past 30 days?

Response	6	8	10	12	Total	
0	99.9	100.0	99.1	98.8	99.5	
1-2	0.1	0.0	0.7	1.0	0.4	
3-5	0.0	0.0	0.1	0.0	0.0	
6-9	0.0	0.0	0.0	0.0	0.0	
10-19	0.0	0.0	0.0	0.0	0.0	
20-39	0.0	0.0	0.1	0.0	0.0	
40	0.0	0.0	0.0	0.2	0.0	
N of Valid	813	894	759	494	2960	
N of Miss	111	27	51	38	227	

Table 153: On how many occasions have you used cocaine or crack in your lifetime?

Response	6	8	10	12	Total	
0	99.9	99.6	98.4	96.2	98.8	
1-2	0.1	0.4	1.2	3.0	1.0	
3-5	0.0	0.0	0.0	0.6	0.1	
6-9	0.0	0.0	0.0	0.0	0.0	
10-19	0.0	0.0	0.1	0.2	0.1	
20-39	0.0	0.0	0.3	0.0	0.1	
40	0.0	0.0	0.0	0.0	0.0	
N of Valid	822	900	759	495	2976	
N of Miss	102	21	51	37	211	

Table 154: On how many occasions have you used cocaine or crack during the past 30 days?

Response	6	8	10	12	Total	
0	99.9	99.8	99.2	99.2	99.6	
1-2	0.1	0.1	0.7	0.6	0.3	
3-5	0.0	0.1	0.1	0.0	0.1	
6-9	0.0	0.0	0.0	0.2	0.0	
10-19	0.0	0.0	0.0	0.0	0.0	
20-39	0.0	0.0	0.0	0.0	0.0	
40	0.0	0.0	0.0	0.0	0.0	
N of Valid	819	900	758	496	2973	
N of Miss	105	21	52	36	214	

Table 155: On how many occasions have you sniffed glue, breathed the contents of an aerosol spray can, or inhaled other gases or sprays, in order to get high in your lifetime?


Response	6	8	10	12	Total	
0	97.7	94.7	94.1	97.0	95.7	
1-2	1.2	3.0	3.7	1.4	2.4	
3-5	0.6	0.9	1.1	1.0	0.9	
6-9	0.1	0.7	0.4	0.4	0.4	
10-19	0.1	0.3	0.4	0.0	0.2	
20-39	0.0	0.1	0.1	0.0	0.1	
40	0.2	0.3	0.3	0.2	0.3	
N of Valid	814	901	758	497	2970	
N of Miss	110	20	52	35	217	

Table 156: On how many occasions have you sniffed glue, breathed the contents of an aerosol spray can, or inhaled other gases or sprays, in order to get high during the past 30 days?


Response	6	8	10	12	Total	
0	99.0	98.2	98.9	99.0	98.8	
1-2	0.2	0.9	0.8	0.2	0.6	
3-5	0.2	0.2	0.1	0.4	0.2	
6-9	0.1	0.4	0.0	0.2	0.2	
10-19	0.4	0.1	0.1	0.0	0.2	
20-39	0.0	0.0	0.0	0.0	0.0	
40	0.0	0.1	0.0	0.2	0.1	
N of Valid	817	902	759	496	2974	
N of Miss	107	19	51	36	213	

Table 157: On how many occasions have you used Daztrex in your lifetime?


Response	6	8	10	12	Total	
0	100.0	100.0	100.0	100.0	100.0	
1-2	0.0	0.0	0.0	0.0	0.0	
3-5	0.0	0.0	0.0	0.0	0.0	
6-9	0.0	0.0	0.0	0.0	0.0	
10-19	0.0	0.0	0.0	0.0	0.0	
20-39	0.0	0.0	0.0	0.0	0.0	
40	0.0	0.0	0.0	0.0	0.0	
N of Valid	805	893	760	495	2953	
N of Miss	119	28	50	37	234	

Table 158: On how many occasions have you used Daztrex during the past 30 days?


Response	6	8	10	12	Total	
0	100.0	100.0	100.0	100.0	100.0	
1-2	0.0	0.0	0.0	0.0	0.0	
3-5	0.0	0.0	0.0	0.0	0.0	
6-9	0.0	0.0	0.0	0.0	0.0	
10-19	0.0	0.0	0.0	0.0	0.0	
20-39	0.0	0.0	0.0	0.0	0.0	
40	0.0	0.0	0.0	0.0	0.0	
N of Valid	804	895	759	496	2954	
N of Miss	120	26	51	36	233	

Table 159: On how many occasions have you used synthetic marijuana (K2, spice) in your lifetime?








Response	6	8	10	12	Total	
0	99.9	99.0	97.0	96.4	98.3	
1-2	0.1	0.6	1.7	2.4	1.0	
3-5	0.0	0.0	0.4	0.6	0.2	
6-9	0.0	0.2	0.3	0.2	0.2	
10-19	0.0	0.1	0.4	0.4	0.2	
20-39	0.0	0.0	0.1	0.0	0.0	
40	0.0	0.1	0.1	0.0	0.1	
N of Valid	811	902	759	496	2968	
N of Miss	113	19	51	36	219	

Table 160: On how many occasions have you used synthetic marijuana (K2, spice) during the past 30 days?


Response	6	8	10	12	Total	
0	99.9	99.9	99.3	99.6	99.7	
1-2	0.1	0.0	0.3	0.4	0.2	
3-5	0.0	0.0	0.3	0.0	0.1	
6-9	0.0	0.0	0.0	0.0	0.0	
10-19	0.0	0.0	0.1	0.0	0.0	
20-39	0.0	0.0	0.0	0.0	0.0	
40	0.0	0.1	0.0	0.0	0.0	
N of Valid	811	898	758	496	2963	
N of Miss	113	23	52	36	224	

Table 161: On how many occasions have you used methamphetamines (meth, speed, crank, crystal meth) in your lifetime?


Response	6	8	10	12	Total	
0	99.9	99.8	98.3	98.6	99.2	
1-2	0.0	0.1	0.7	0.6	0.3	
3-5	0.1	0.1	0.3	0.4	0.2	
6-9	0.0	0.0	0.7	0.0	0.2	
10-19	0.0	0.0	0.0	0.0	0.0	
20-39	0.0	0.0	0.1	0.2	0.1	
40	0.0	0.0	0.0	0.2	0.0	
N of Valid	807	901	759	494	2961	
N of Miss	117	20	51	38	226	

Table 162: On how many occasions have you used methamphetamines (meth, speed, crank, crystal meth) in the past 30 days?


Response	6	8	10	12	Total	
0	99.9	100.0	99.5	99.4	99.7	
1-2	0.0	0.0	0.5	0.2	0.2	
3-5	0.1	0.0	0.0	0.0	0.0	
6-9	0.0	0.0	0.0	0.0	0.0	
10-19	0.0	0.0	0.0	0.2	0.0	
20-39	0.0	0.0	0.0	0.2	0.0	
40	0.0	0.0	0.0	0.0	0.0	
N of Valid	804	901	759	494	2958	
N of Miss	120	20	51	38	229	

Table 163: On how many occasions have you used other chemical products (bath salts, plant food, etc.) in your lifetime?


Response	6	8	10	12	Total	
0	97.9	98.8	99.1	99.6	98.7	
1-2	1.4	0.7	0.7	0.0	0.7	
3-5	0.4	0.3	0.0	0.0	0.2	
6-9	0.1	0.2	0.3	0.0	0.2	
10-19	0.0	0.0	0.0	0.2	0.0	
20-39	0.1	0.0	0.0	0.0	0.0	
40	0.1	0.0	0.0	0.2	0.1	
N of Valid	803	894	759	492	2948	
N of Miss	121	27	51	40	239	

Table 164: On how many occasions have you used other chemical products (bath salts, plant food, etc.) during the past 30 days?


Response	6	8	10	12	Total	
0	99.3	99.8	99.6	99.6	99.6	
1-2	0.5	0.1	0.4	0.0	0.3	
3-5	0.1	0.1	0.0	0.2	0.1	
6-9	0.0	0.0	0.0	0.0	0.0	
10-19	0.0	0.0	0.0	0.0	0.0	
20-39	0.0	0.0	0.0	0.0	0.0	
40	0.1	0.0	0.0	0.2	0.1	
N of Valid	801	895	758	493	2947	
N of Miss	123	26	52	39	240	

Table 165: On how many occasions have you used heroin or other opiates in your lifetime?


Response	6	8	10	12	Total	
0	99.8	99.9	98.9	98.2	99.3	
1-2	0.2	0.1	0.7	0.6	0.4	
3-5	0.0	0.0	0.1	0.2	0.1	
6-9	0.0	0.0	0.0	0.2	0.0	
10-19	0.0	0.0	0.3	0.0	0.1	
20-39	0.0	0.0	0.0	0.2	0.0	
40	0.0	0.0	0.0	0.6	0.1	
N of Valid	807	896	760	492	2955	
N of Miss	117	25	50	40	232	

Table 166: On how many occasions have you used heroin or other opiates during the past 30 days?


Response	6	8	10	12	Total	
0	99.9	100.0	99.6	98.6	99.6	
1-2	0.1	0.0	0.4	0.6	0.2	
3-5	0.0	0.0	0.0	0.0	0.0	
6-9	0.0	0.0	0.0	0.2	0.0	
10-19	0.0	0.0	0.0	0.2	0.0	
20-39	0.0	0.0	0.0	0.2	0.0	
40	0.0	0.0	0.0	0.2	0.0	
N of Valid	802	896	759	492	2949	
N of Miss	122	25	51	40	238	

Table 167: On how many occasions have you used MDMA ('X', 'E', or ecstasy) in your lifetime?


Response	6	8	10	12	Total	
0	100.0	99.9	98.2	95.9	98.8	
1-2	0.0	0.1	1.2	2.9	0.8	
3-5	0.0	0.0	0.3	1.0	0.2	
6-9	0.0	0.0	0.1	0.0	0.0	
10-19	0.0	0.0	0.1	0.2	0.1	
20-39	0.0	0.0	0.0	0.0	0.0	
40	0.0	0.0	0.1	0.0	0.0	
N of Valid	801	894	758	491	2944	
N of Miss	123	27	52	41	243	

Table 168: On how many occasions have you used MDMA ('X', 'E', or ecstasy) during the past 30 days?


Response	6	8	10	12	Total	
0	99.9	100.0	98.9	99.2	99.6	
1-2	0.1	0.0	0.9	0.6	0.4	
3-5	0.0	0.0	0.1	0.0	0.0	
6-9	0.0	0.0	0.0	0.0	0.0	
10-19	0.0	0.0	0.0	0.2	0.0	
20-39	0.0	0.0	0.0	0.0	0.0	
40	0.0	0.0	0.0	0.0	0.0	
N of Valid	801	891	756	491	2939	
N of Miss	123	30	54	41	248	

Table 169: On how many occasions have you taken prescription drugs (such as Valium, Xanax, Ritalin, Adderall, OxyContin, Darvocet, or sleeping pills) not prescribed to you in your lifetime?








Response	6	8	10	12	Total	
0	98.0	94.0	88.5	82.7	91.8	
1-2	1.1	3.1	4.4	6.1	3.4	
3-5	0.1	1.1	2.2	2.6	1.4	
6-9	0.0	0.7	2.0	2.4	1.1	
10-19	0.4	0.4	1.5	2.4	1.0	
20-39	0.0	0.3	0.3	1.4	0.4	
40	0.4	0.3	1.2	2.2	0.9	
N of Valid	807	897	757	492	2953	
N of Miss	117	24	53	40	234	

Table 170: On how many occasions have you taken prescription drugs (such as Valium, Xanax, Ritalin, Adderall, OxyContin, Darvocet, or sleeping pills) not prescribed to you during the past 30 days?








Response	6	8	10	12	Total	
0	99.3	97.8	95.1	92.7	96.6	
1-2	0.4	1.5	3.0	4.3	2.0	
3-5	0.1	0.3	0.7	0.8	0.4	
6-9	0.0	0.1	0.5	1.0	0.3	
10-19	0.0	0.2	0.1	0.4	0.2	
20-39	0.1	0.0	0.3	0.8	0.2	
40	0.1	0.1	0.3	0.0	0.1	
N of Valid	807	894	756	492	2949	
N of Miss	117	27	54	40	238	

Table 171: On how many occasions have you taken non-prescription medicines such as diet pills (for example, Dietac, Dexatrim or Prolamine), stay-awake pills (for example No-Doz, Vivarin, or Wake), or cough or cold medicines (robos, DXM, etc.) to get high in your lifetime?








Response	6	8	10	12	Total	
0	99.1	97.3	94.8	93.1	96.5	
1-2	0.5	0.8	1.7	2.2	1.2	
3-5	0.1	0.6	1.2	1.4	0.7	
6-9	0.0	0.9	0.8	0.8	0.6	
10-19	0.0	0.0	0.4	1.2	0.3	
20-39	0.1	0.2	0.3	0.6	0.3	
40	0.1	0.2	0.8	0.6	0.4	
N of Valid	805	895	755	492	2947	
N of Miss	119	26	55	40	240	

Table 172: On how many occasions have you taken non-prescription medicines such as diet pills (for example, Dietac, Dexatrim or Prolamine), stay-awake pills (for example No-Doz, Vivarin, or Wake), or cough or cold medicines (robos, DXM, etc.) to get high during the past 30 days?








Response	6	8	10	12	Total	
0	99.6	98.9	97.3	96.7	98.3	
1-2	0.1	0.3	1.9	0.8	0.7	
3-5	0.2	0.6	0.4	1.0	0.5	
6-9	0.0	0.2	0.0	0.6	0.2	
10-19	0.0	0.0	0.0	0.6	0.1	
20-39	0.0	0.0	0.1	0.2	0.1	
40	0.0	0.0	0.3	0.0	0.1	
N of Valid	806	890	754	490	2940	
N of Miss	118	31	56	42	247	

Table 173: On how many occasions have you been drunk or very high from drinking alcoholic beverages during the past 30 days?








Response	6	8	10	12	Total	
0	99.5	96.9	86.7	75.4	91.4	
1-2	0.2	2.3	7.6	11.5	4.6	
3-5	0.2	0.2	3.1	6.4	2.0	
6-9	0.0	0.3	1.2	3.5	1.0	
10-19	0.0	0.0	1.2	1.6	0.6	
20-39	0.0	0.0	0.1	0.8	0.2	
40	0.0	0.2	0.1	0.8	0.2	
N of Valid	807	894	753	487	2941	
N of Miss	117	27	57	45	246	

Table 174: On how many occasions have you drunk flavored alcoholic beverages, sometimes called 'alcopops' (like Mike's Hard Lemonade, Smirnoff Ice, Bacardi Breezers, etc.) in your lifetime?








Response	6	8	10	12	Total	
0	97.0	88.4	71.5	55.5	80.9	
1-2	2.1	6.5	8.5	9.6	6.3	
3-5	0.6	2.1	7.7	9.6	4.4	
6-9	0.1	1.3	3.8	6.1	2.4	
10-19	0.0	0.9	4.0	7.8	2.6	
20-39	0.0	0.4	2.1	4.9	1.5	
40	0.1	0.3	2.4	6.5	1.8	
N of Valid	805	894	755	490	2944	
N of Miss	119	27	55	42	243	

Table 175: On how many occasions have you drunk flavored alcoholic beverages, sometimes called 'alcopops' (like Mike's Hard Lemonade, Smirnoff Ice, Bacardi Breezers, etc.) during the past 30 days?








Response	6	8	10	12	Total	
0	98.9	96.1	85.5	73.4	90.3	
1-2	1.0	2.4	9.2	15.2	5.9	
3-5	0.0	1.1	3.2	5.9	2.1	
6-9	0.0	0.3	1.5	2.4	0.9	
10-19	0.0	0.0	0.1	1.2	0.2	
20-39	0.0	0.0	0.4	0.8	0.2	
40	0.1	0.1	0.1	1.0	0.3	
N of Valid	803	893	758	492	2946	
N of Miss	121	28	52	40	241	

Table 176: If you used prescription drugs or over the counter drugs without a doctor telling you to use it or for the purpose of getting high, where did you get these drugs? - Did not use



Response	6	8	10	12	Total	
No	16.9	7.7	15.8	20.9	14.6	
Yes	83.1	92.3	84.2	79.1	85.4	
N of Valid	924	921	810	532	3187	
N of Miss	0	0	0	0	0	

Table 177: If you used prescription drugs or over the counter drugs without a doctor telling you to use it or for the purpose of getting high, where did you get these drugs? - Bought or took from store or shop



Response	6	8	10	12	Total	
No	100.0	99.8	99.0	98.5	99.4	
Yes	0.0	0.2	1.0	1.5	0.6	
N of Valid	924	921	810	532	3187	
N of Miss	0	0	0	0	0	

Table 178: If you used prescription drugs or over the counter drugs without a doctor telling you to use it or for the purpose of getting high, where did you get these drugs? -
Got from parents with permission



Response	6	8	10	12	Total	
No	99.7	98.8	98.8	98.1	98.9	
Yes	0.3	1.2	1.2	1.9	1.1	
N of Valid	924	921	810	532	3187	
N of Miss	0	0	0	0	0	

Table 179: If you used prescription drugs or over the counter drugs without a doctor telling you to use it or for the purpose of getting high, where did you get these drugs? -
Got from home without permission



Response	6	8	10	12	Total	
No	99.9	99.7	97.9	98.3	99.1	
Yes	0.1	0.3	2.1	1.7	0.9	
N of Valid	924	921	810	532	3187	
N of Miss	0	0	0	0	0	

Table 180: If you used prescription drugs or over the counter drugs without a doctor telling you to use it or for the purpose of getting high, where did you get these drugs? -
Got from relative with permission



Response	6	8	10	12	Total	
No	100.0	99.7	99.3	99.8	99.7	
Yes	0.0	0.3	0.7	0.2	0.3	
N of Valid	924	921	810	532	3187	
N of Miss	0	0	0	0	0	

Table 181: If you used prescription drugs or over the counter drugs without a doctor telling you to use it or for the purpose of getting high, where did you get these drugs? -
Got from relative without permission



Response	6	8	10	12	Total	
No	99.9	99.9	99.6	99.4	99.7	
Yes	0.1	0.1	0.4	0.6	0.3	
N of Valid	924	921	810	532	3187	
N of Miss	0	0	0	0	0	

Table 182: If you used prescription drugs or over the counter drugs without a doctor telling you to use it or for the purpose of getting high, where did you get these drugs? -
Got from friend's home with permission



Response	6	8	10	12	Total	
No	100.0	99.7	98.8	99.2	99.5	
Yes	0.0	0.3	1.2	0.8	0.5	
N of Valid	924	921	810	532	3187	
N of Miss	0	0	0	0	0	

Table 183: If you used prescription drugs or over the counter drugs without a doctor telling you to use it or for the purpose of getting high, where did you get these drugs? -
Got from friend's home without permission



Response	6	8	10	12	Total	
No	100.0	99.9	99.8	99.4	99.8	
Yes	0.0	0.1	0.2	0.6	0.2	
N of Valid	924	921	810	532	3187	
N of Miss	0	0	0	0	0	

Table 184: If you used prescription drugs or over the counter drugs without a doctor telling you to use it or for the purpose of getting high, where did you get these drugs? -
Got from friend at school



Response	6	8	10	12	Total	
No	100.0	99.7	98.5	97.4	99.1	
Yes	0.0	0.3	1.5	2.6	0.9	
N of Valid	924	921	810	532	3187	
N of Miss	0	0	0	0	0	

Table 185: If you used prescription drugs or over the counter drugs without a doctor telling you to use it or for the purpose of getting high, where did you get these drugs? -
Got from friend at party



Response	6	8	10	12	Total	
No	100.0	99.8	99.0	98.5	99.4	
Yes	0.0	0.2	1.0	1.5	0.6	
N of Valid	924	921	810	532	3187	
N of Miss	0	0	0	0	0	

Table 186: If you used prescription drugs or over the counter drugs without a doctor telling you to use it or for the purpose of getting high, where did you get these drugs? -
Got from friend, elsewhere



Response	6	8	10	12	Total	
No	100.0	99.5	97.4	96.8	98.7	
Yes	0.0	0.5	2.6	3.2	1.3	
N of Valid	924	921	810	532	3187	
N of Miss	0	0	0	0	0	

Table 187: If you used prescription drugs or over the counter drugs without a doctor telling you to use it or for the purpose of getting high, where did you get these drugs? -
Got from internet sale



Response	6	8	10	12	Total	
No	100.0	99.8	100.0	99.2	99.8	
Yes	0.0	0.2	0.0	0.8	0.2	
N of Valid	924	921	810	532	3187	
N of Miss	0	0	0	0	0	

Table 188: During the last month, about how many marijuana cigarettes, or the equivalent, did you smoke a day, on the average?








Response	6	8	10	12	Total	
None	99.4	96.6	88.9	81.2	92.8	
Less than 1 a day	0.6	1.5	4.5	9.5	3.4	
1 a day	0.0	0.3	1.6	3.3	1.1	
2-3 a day	0.0	1.2	2.3	3.3	1.5	
4-6 a day	0.0	0.2	1.9	1.2	0.8	
7-10 a day	0.0	0.0	0.1	0.6	0.1	
11 or more a day	0.0	0.1	0.7	0.8	0.3	
N of Valid	778	886	751	483	2898	
N of Miss	146	35	59	49	289	

Table 189: How wrong do your friends feel it would be for YOU to: have one or two drinks of an alcoholic beverage nearly every day?


Response	6	8	10	12	Total	
Very wrong	83.9	65.5	47.6	42.0	61.8	
Wrong	10.3	20.4	22.8	19.5	18.2	
A little bit wrong	4.0	9.6	18.5	20.9	12.3	
Not at all wrong	1.8	4.6	11.1	17.6	7.7	
N of Valid	774	877	746	483	2880	
N of Miss	150	44	64	49	307	

Table 190: How wrong do your friends feel it would be for YOU to: smoke tobacco?


Response	6	8	10	12	Total	
Very wrong	88.7	74.8	55.8	44.3	68.5	
Wrong	8.2	14.9	22.3	20.9	16.0	
A little bit wrong	1.4	6.3	12.1	17.4	8.4	
Not at all wrong	1.7	4.0	9.9	17.4	7.2	
N of Valid	772	873	746	483	2874	
N of Miss	152	48	64	49	313	

Table 191: How wrong do your friends feel it would be for YOU to: smoke marijuana?


Response	6	8	10	12	Total	
Very wrong	92.5	78.0	52.8	39.5	68.9	
Wrong	4.1	9.7	15.7	14.6	10.6	
A little bit wrong	1.6	5.4	14.2	18.9	8.9	
Not at all wrong	1.8	6.9	17.3	27.0	11.6	
N of Valid	772	873	745	481	2871	
N of Miss	152	48	65	51	316	

Table 192: How wrong do your friends feel it would be for YOU to: use prescription drugs not prescribed to you?





Response	6	8	10	12	Total	
Very wrong	89.1	79.0	70.8	60.2	76.5	
Wrong	7.5	13.6	16.2	20.8	13.9	
A little bit wrong	1.7	5.2	7.4	12.7	6.1	
Not at all wrong	1.7	2.2	5.6	6.2	3.6	
N of Valid	772	872	747	480	2871	
N of Miss	152	49	63	52	316	

Table 193: How wrong would most adults (over 21) in your neighborhood think it is for kids your age: to use marijuana?





Response	6	8	10	12	Total	
Very wrong	91.2	83.8	69.1	65.4	78.8	
Wrong	5.1	10.8	19.0	19.7	12.9	
A little bit wrong	2.4	3.6	6.7	8.7	5.0	
Not at all wrong	1.3	1.7	5.2	6.2	3.3	
N of Valid	758	879	747	482	2866	
N of Miss	166	42	63	50	321	

Table 194: How wrong would most adults (over 21) in your neighborhood think it is for kids your age: to drink alcohol?





Response	6	8	10	12	Total	
Very wrong	86.6	75.1	60.9	54.0	70.9	
Wrong	6.5	15.6	23.9	19.8	16.1	
A little bit wrong	4.9	6.5	9.9	17.7	8.9	
Not at all wrong	2.0	2.7	5.2	8.5	4.2	
N of Valid	756	877	745	480	2858	
N of Miss	168	44	65	52	329	

Table 195: How wrong would most adults (over 21) in your neighborhood think it is for kids your age: to smoke cigarettes?





Response	6	8	10	12	Total	
Very wrong	87.0	78.3	67.7	56.2	74.1	
Wrong	7.8	13.2	19.7	22.8	15.1	
A little bit wrong	3.6	5.7	7.0	11.1	6.4	
Not at all wrong	1.6	2.9	5.6	10.0	4.4	
N of Valid	755	874	747	479	2855	
N of Miss	169	47	63	53	332	

Table 196: How much do each of the following statements describe your neighborhood? crime and/or drug selling





Response	6	8	10	12	Total	
NO!	86.2	76.5	70.8	70.4	76.5	
no	9.5	15.3	20.7	21.4	16.2	
yes	2.7	6.2	5.9	5.7	5.1	
YES!	1.6	1.9	2.6	2.5	2.1	
N of Valid	745	874	744	477	2840	
N of Miss	179	47	66	55	347	

Table 197: How much do each of the following statements describe your neighborhood? fights





Response	6	8	10	12	Total	
NO!	75.1	71.3	70.1	73.7	72.4	
no	14.3	16.6	20.9	20.6	17.8	
yes	8.6	9.7	7.5	4.2	7.9	
YES!	2.0	2.4	1.5	1.5	1.9	
N of Valid	742	869	742	476	2829	
N of Miss	182	52	68	56	358	

Table 198: How much do each of the following statements describe your neighborhood? lots of empty or abandoned buildings

Response	6	8	10	12	Total	
NO!	81.7	74.6	71.9	74.2	75.7	
no	12.3	19.0	22.3	20.3	18.3	
yes	4.3	4.6	4.2	4.2	4.3	
YES!	1.8	1.8	1.6	1.3	1.7	
N of Valid	742	870	743	477	2832	
N of Miss	182	51	67	55	355	

Table 199: How much do each of the following statements describe your neighborhood? lots of graffiti

Response	6	8	10	12	Total	
NO!	87.8	83.3	78.9	78.8	82.5	
no	8.9	15.2	19.7	19.1	15.4	
yes	1.9	1.0	0.9	0.6	1.2	
YES!	1.4	0.5	0.4	1.5	0.9	
N of Valid	728	867	741	477	2813	
N of Miss	196	54	69	55	374	

Table 200: I feel safe in my neighborhood.

Response	6	8	10	12	Total	
NO!	6.7	4.1	4.6	5.2	5.1	
no	6.2	7.0	5.0	5.9	6.1	
yes	24.1	30.4	37.9	32.7	31.1	
YES!	63.0	58.5	52.5	56.2	57.7	
N of Valid	744	873	739	477	2833	
N of Miss	180	48	71	55	354	

Table 201: If a kid smoked marijuana in your neighborhood would he or she be caught by the police?





Response	6	8	10	12	Total	
NO!	9.1	10.6	16.1	22.3	13.6	
no	16.9	26.9	44.6	50.5	32.9	
yes	29.0	33.7	26.4	18.9	28.1	
YES!	45.0	28.8	12.9	8.3	25.4	
N of Valid	727	864	727	471	2789	
N of Miss	197	57	83	61	398	

Table 202: If a kid drank some beer, wine or hard liquor (for example, vodka, whiskey, or gin) in your neighborhood would he or she be caught by the police?





Response	6	8	10	12	Total	
NO!	12.9	13.9	21.8	29.5	18.3	
no	20.4	37.2	49.9	52.4	38.7	
yes	31.2	29.8	20.3	12.7	24.8	
YES!	35.5	19.1	8.0	5.3	18.1	
N of Valid	721	865	725	471	2782	
N of Miss	203	56	85	61	405	

Table 203: If a kid carried a handgun in your neighborhood would he or she be caught by the police?





Response	6	8	10	12	Total	
NO!	8.9	9.7	13.4	19.6	12.1	
no	12.8	22.7	32.0	32.2	24.2	
yes	27.1	30.4	34.3	29.0	30.3	
YES!	51.2	37.2	20.3	19.2	33.4	
N of Valid	720	863	725	469	2777	
N of Miss	204	58	85	63	410	

Table 204: If you wanted to get some cigarettes, how easy would it be for you to get some?

Response	6	8	10	12	Total	
Very hard	82.9	57.1	29.6	15.6	49.4	
Sort of hard	7.5	16.0	18.4	8.4	13.2	
Sort of easy	6.0	12.9	24.6	18.8	15.2	
Very easy	3.6	13.9	27.4	57.2	22.2	
N of Valid	702	854	727	467	2750	
N of Miss	222	67	83	65	437	

Table 205: If you wanted to get some beer, wine or hard liquor (for example, vodka, whiskey, or gin), how easy would it be for you to get some?

Response	6	8	10	12	Total	
Very hard	76.2	50.6	24.2	13.7	43.8	
Sort of hard	10.2	16.9	13.9	12.0	13.6	
Sort of easy	7.3	14.4	28.2	27.8	18.6	
Very easy	6.3	18.1	33.7	46.5	24.1	
N of Valid	697	852	727	467	2743	
N of Miss	227	69	83	65	444	

Table 206: If you wanted to get a drug like cocaine, LSD, or amphetamines, how easy would it be for you to get some?

Response	6	8	10	12	Total	
Very hard	95.0	85.1	65.7	51.8	76.8	
Sort of hard	2.6	8.7	18.5	22.4	12.0	
Sort of easy	1.3	3.0	7.6	13.5	5.6	
Very easy	1.2	3.2	8.3	12.3	5.5	
N of Valid	695	854	726	465	2740	
N of Miss	229	67	84	67	447	

Table 207: If you wanted to get a handgun, how easy would it be for you to get one?





Response	6	8	10	12	Total	
Very hard	73.9	64.1	51.7	48.4	60.6	
Sort of hard	13.3	14.4	19.1	18.7	16.1	
Sort of easy	5.9	11.1	14.1	12.7	10.8	
Very easy	6.9	10.5	15.2	20.2	12.5	
N of Valid	693	849	724	465	2731	
N of Miss	231	72	86	67	456	

Table 208: If you wanted to get some marijuana, how easy would it be for you to get some?





Response	6	8	10	12	Total	
Very hard	94.6	73.4	40.1	25.9	61.9	
Sort of hard	2.5	8.9	12.2	9.3	8.2	
Sort of easy	1.5	8.0	17.4	18.5	10.6	
Very easy	1.5	9.6	30.3	46.3	19.3	
N of Valid	687	851	723	460	2721	
N of Miss	237	70	87	72	466	

Table 209: If you wanted to get prescription drugs for the purpose of getting high, how easy would it be for you to get some?





Response	6	8	10	12	Total	
Very hard	86.7	64.4	42.3	32.2	58.7	
Sort of hard	5.8	13.7	18.2	18.8	13.7	
Sort of easy	4.2	10.0	17.5	19.4	12.1	
Very easy	3.3	11.9	22.1	29.6	15.4	
N of Valid	691	848	721	463	2723	
N of Miss	233	73	89	69	464	

Table 210: If you wanted to get synthetic marijuana such as K2 or chemical products such as bath salts to get high, how easy would it be for you to get some?





Response	6	8	10	12	Total	
Very hard	94.5	84.7	63.8	54.3	76.5	
Sort of hard	2.9	6.8	15.4	21.8	10.7	
Sort of easy	1.2	4.2	11.3	11.0	6.5	
Very easy	1.4	4.2	9.5	12.9	6.4	
N of Valid	693	848	726	464	2731	
N of Miss	231	73	84	68	456	

Table 211: If you wanted to get steroids to use or to enhance athletic performance, how easy would it be for you to get some?





Response	6	8	10	12	Total	
Very hard	92.8	83.4	65.7	57.3	76.7	
Sort of hard	4.3	8.2	19.1	19.5	12.0	
Sort of easy	1.7	4.5	8.6	11.9	6.1	
Very easy	1.2	3.9	6.6	11.3	5.2	
N of Valid	690	851	724	461	2726	
N of Miss	234	70	86	71	461	

Table 212: If you wanted to get e-cigarettes, e-cigars, or e-hookahs, how easy would it be for you to get some?





Response	6	8	10	12	Total	
Very hard	89.3	64.6	35.2	21.0	55.6	
Sort of hard	4.9	9.8	12.2	7.3	8.8	
Sort of easy	2.2	10.6	15.7	16.4	10.8	
Very easy	3.6	15.0	36.9	55.3	24.8	
N of Valid	691	848	724	463	2726	
N of Miss	233	73	86	69	461	

Table 213: During the past 12 months, have you participated in any alcohol prevention programs or seen any alcohol prevention messages in your school or community? Yes, a school-based program focused on preventing underage drinking and/or drinking and driving.



Response	6	8	10	12	Total	
No	76.8	72.4	89.9	92.9	81.6	
Yes	23.2	27.6	10.1	7.1	18.4	
N of Valid	924	921	810	532	3187	
N of Miss	0	0	0	0	0	

Table 214: During the past 12 months, have you participated in any alcohol prevention programs or seen any alcohol prevention messages in your school or community? Yes, a community-based program focused on preventing underage drinking and/or drinking and driving (for example, through your church or temple or through youth groups like Boys and Girls Club or 4-H).



Response	6	8	10	12	Total	
No	90.0	90.3	94.4	96.8	92.4	
Yes	10.0	9.7	5.6	3.2	7.6	
N of Valid	924	921	810	532	3187	
N of Miss	0	0	0	0	0	

Table 215: During the past 12 months, have you participated in any alcohol prevention programs or seen any alcohol prevention messages in your school or community? Yes, a media campaign addressing underage drinking and/or drinking and driving (for example, newspaper ads, posters, pamphlets, radio, TV).



Response	6	8	10	12	Total	
No	90.8	84.6	89.9	91.4	88.9	
Yes	9.2	15.4	10.1	8.6	11.1	
N of Valid	924	921	810	532	3187	
N of Miss	0	0	0	0	0	

Table 216: During the past 12 months, have you participated in any alcohol prevention programs or seen any alcohol prevention messages in your school or community? No



Response	6	8	10	12	Total	
No	55.5	48.0	30.6	27.8	42.4	
Yes	44.5	52.0	69.4	72.2	57.6	
N of Valid	924	921	810	532	3187	
N of Miss	0	0	0	0	0	

Table 217: How wrong do your parents feel it would be for YOU to: have one or two drinks of an alcoholic beverage nearly every day?





Response	6	8	10	12	Total	
Very wrong	91.9	88.1	80.6	75.4	85.0	
Wrong	6.0	8.3	12.1	14.7	9.8	
A little bit wrong	1.1	2.2	5.0	7.7	3.6	
Not at all wrong	1.0	1.4	2.3	2.1	1.7	
N of Valid	716	864	727	468	2775	
N of Miss	208	57	83	64	412	

Table 218: How wrong do your parents feel it would be for YOU to: smoke tobacco?





Response	6	8	10	12	Total	
Very wrong	96.9	94.0	87.5	79.6	90.6	
Wrong	2.0	3.0	7.3	11.1	5.2	
A little bit wrong	0.4	2.1	3.2	6.4	2.7	
Not at all wrong	0.7	0.9	2.1	3.0	1.5	
N of Valid	715	865	727	470	2777	
N of Miss	209	56	83	62	410	

Table 219: How wrong do your parents feel it would be for YOU to: smoke marijuana?





Response	6	8	10	12	Total	
Very wrong	98.3	93.7	83.9	79.7	89.9	
Wrong	1.0	2.9	8.2	10.5	5.1	
A little bit wrong	0.1	2.2	5.4	6.6	3.3	
Not at all wrong	0.6	1.2	2.5	3.2	1.7	
N of Valid	708	860	728	468	2764	
N of Miss	216	61	82	64	423	

Table 220: How wrong do your parents feel it would be for YOU to: use prescription drugs not prescribed to you?





Response	6	8	10	12	Total	
Very wrong	97.6	93.9	90.4	91.4	93.5	
Wrong	1.5	3.9	5.6	5.4	4.0	
A little bit wrong	0.1	1.6	2.2	2.4	1.5	
Not at all wrong	0.7	0.6	1.8	0.9	1.0	
N of Valid	716	862	729	465	2772	
N of Miss	208	59	81	67	415	

Table 221: How wrong do your parents feel it would be for YOU to: steal something worth more than \$5?





Response	6	8	10	12	Total	
Very wrong	86.4	83.1	83.1	86.7	84.6	
Wrong	11.2	13.0	12.8	10.3	12.0	
A little bit wrong	1.8	3.0	2.9	2.4	2.6	
Not at all wrong	0.6	0.8	1.2	0.6	0.8	
N of Valid	714	859	727	467	2767	
N of Miss	210	62	83	65	420	

Table 222: How wrong do your parents feel it would be for YOU to: draw graffiti, write things, or draw pictures on buildings or other property (without the owner's permission)?





Response	6	8	10	12	Total	
Very wrong	91.7	88.1	84.8	84.6	87.5	
Wrong	5.9	8.7	10.6	10.7	8.8	
A little bit wrong	1.4	1.6	3.0	4.1	2.3	
Not at all wrong	1.0	1.6	1.6	0.6	1.3	
N of Valid	712	862	729	467	2770	
N of Miss	212	59	81	65	417	

Table 223: How wrong do your parents feel it would be for YOU to: pick a fight with someone?





Response	6	8	10	12	Total	
Very wrong	77.0	63.3	60.9	67.9	67.0	
Wrong	16.0	25.1	23.9	18.8	21.4	
A little bit wrong	5.5	10.0	12.1	12.2	9.8	
Not at all wrong	1.5	1.6	3.2	1.1	1.9	
N of Valid	713	861	728	467	2769	
N of Miss	211	60	82	65	418	

Table 224: During the past 12 months, have you talked with at least one of your parents about the dangers of underage drinking and/or drinking and driving? By parents, we mean either your biological parents, adoptive parents, stepparents, or adult guardians - whether or not they live with you.



Response	6	8	10	12	Total	
No	46.7	46.7	48.0	48.1	47.3	
Yes	53.3	53.3	52.0	51.9	52.7	
N of Valid	685	855	716	453	2709	
N of Miss	239	66	94	79	478	

Table 225: The rules in my family are clear.





Response	6	8	10	12	Total	
NO!	2.1	1.2	1.7	3.7	2.0	
no	2.4	4.0	5.7	7.4	4.6	
yes	23.0	28.9	39.2	39.2	31.8	
YES!	72.5	65.9	53.5	49.8	61.6	
N of Valid	701	854	725	462	2742	
N of Miss	223	67	85	70	445	

Table 226: People in my family have serious arguments about the same things, and often insult or yell at each other.

Response	6	8	10	12	Total	
NO!	47.4	36.3	27.4	25.8	35.0	
no	29.3	36.6	41.2	41.1	36.7	
yes	16.4	18.5	21.1	21.0	19.1	
YES!	6.9	8.6	10.3	12.1	9.2	
N of Valid	700	848	720	462	2730	
N of Miss	224	73	90	70	457	

Table 227: When I am not at home, one of my parents knows where I am and who I am with.

Response	6	8	10	12	Total	
NO!	3.6	1.4	2.4	4.5	2.7	
no	3.3	5.1	5.0	8.9	5.2	
yes	18.9	25.0	39.2	44.8	30.5	
YES!	74.2	68.5	53.4	41.8	61.5	
N of Valid	702	851	719	462	2734	
N of Miss	222	70	91	70	453	

Table 228: My family has clear rules about alcohol and drug use.

Response	6	8	10	12	Total	
NO!	2.7	2.1	2.2	3.9	2.6	
no	3.5	5.2	8.9	12.8	7.0	
yes	13.3	19.7	29.4	34.7	23.2	
YES!	80.5	73.0	59.5	48.6	67.2	
N of Valid	694	852	718	461	2725	
N of Miss	230	69	92	71	462	

Table 229: If you skipped school would you be caught by your parents?

Response	6	8	10	12	Total	
NO!	4.1	2.5	3.9	7.8	4.2	
no	3.1	7.0	11.4	17.8	9.0	
yes	13.8	22.1	30.6	33.5	24.2	
YES!	79.1	68.4	54.0	40.9	62.6	
N of Valid	688	843	718	460	2709	
N of Miss	236	78	92	72	478	

Table 230: My parents ask if I've gotten my homework done.

Response	6	8	10	12	Total	
NO!	2.3	3.6	6.1	13.3	5.6	
no	3.0	9.3	14.1	25.7	11.7	
yes	18.4	28.5	34.6	32.4	28.2	
YES!	76.2	58.6	45.1	28.7	54.5	
N of Valid	694	850	716	460	2720	
N of Miss	230	71	94	72	467	

Table 231: Would your parents know if you did not come home on time?

Response	6	8	10	12	Total	
NO!	4.1	2.5	3.5	5.7	3.7	
no	6.5	8.5	12.3	12.9	9.7	
yes	16.8	24.8	31.1	37.9	26.6	
YES!	72.6	64.3	53.1	43.6	59.9	
N of Valid	690	848	716	459	2713	
N of Miss	234	73	94	73	474	

Table 232: Do you know how to properly dispose of leftover prescription drugs?



Response	6	8	10	12	Total	
No	71.6	69.6	62.2	53.0	65.2	
Yes	28.4	30.4	37.8	47.0	34.8	
N of Valid	645	818	703	453	2619	
N of Miss	279	103	107	79	568	

Table 233: Have any of your brothers or sisters ever: drunk beer, wine or hard liquor (for example, vodka, whiskey or gin)?




Response	6	8	10	12	Total	
No	80.8	62.9	47.1	40.6	59.5	
Yes	14.4	32.7	47.1	52.4	35.2	
I don't have any brothers or sisters	4.8	4.4	5.9	7.0	5.3	
N of Valid	687	843	716	458	2704	
N of Miss	237	78	94	74	483	

Table 234: Have any of your brothers or sisters ever: smoked marijuana?




Response	6	8	10	12	Total	
No	92.2	82.7	65.1	59.9	76.6	
Yes	3.1	12.9	29.1	33.6	18.2	
I don't have any brothers or sisters	4.7	4.4	5.9	6.6	5.2	
N of Valid	680	840	716	456	2692	
N of Miss	244	81	94	76	495	

Table 235: Have any of your brothers or sisters ever: smoked cigarettes?




Response	6	8	10	12	Total	
No	85.3	75.3	64.6	57.4	71.9	
Yes	10.0	20.3	29.5	35.8	22.8	
I don't have any brothers or sisters	4.7	4.4	5.9	6.8	5.3	
N of Valid	680	842	711	458	2691	
N of Miss	244	79	99	74	496	

Table 236: Have any of your brothers or sisters ever: taken a handgun to school?




Response	6	8	10	12	Total	
No	94.4	94.6	92.6	92.5	93.7	
Yes	0.9	1.0	1.4	1.1	1.1	
I don't have any brothers or sisters	4.7	4.4	6.0	6.4	5.3	
N of Valid	676	836	714	453	2679	
N of Miss	248	85	96	79	508	

Table 237: Have any of your brothers or sisters ever: been suspended or expelled from school?




Response	6	8	10	12	Total	
No	81.6	71.7	66.2	70.8	72.6	
Yes	13.7	23.9	27.9	23.1	22.3	
I don't have any brothers or sisters	4.7	4.4	5.9	6.2	5.2	
N of Valid	679	841	716	455	2691	
N of Miss	245	80	94	77	496	

Table 238: Have any of your brothers or sisters ever: used e-cigarettes, e-cigars or e-hookahs?




Response	6	8	10	12	Total	
No	89.3	77.9	64.9	61.2	74.5	
Yes	5.7	17.7	29.2	32.0	20.1	
I don't have any brothers or sisters	5.0	4.4	5.9	6.8	5.4	
N of Valid	680	842	713	456	2691	
N of Miss	244	79	97	76	496	

Table 239: Have any of your brothers or sisters ever: used prescription drugs not prescribed to him/her?




Response	6	8	10	12	Total	
No	93.3	89.2	81.9	78.0	86.4	
Yes	2.1	6.4	12.1	15.4	8.3	
I don't have any brothers or sisters	4.6	4.4	6.0	6.6	5.2	
N of Valid	675	844	713	455	2687	
N of Miss	249	77	97	77	500	

Table 240: Have you changed homes in the past year (the last 12 months)?



Response	6	8	10	12	Total	
No	69.5	74.2	78.5	85.9	76.1	
Yes	30.5	25.8	21.5	14.1	23.9	
N of Valid	681	846	717	455	2699	
N of Miss	243	75	93	77	488	

Table 241: How many times have you changed homes since kindergarten?






Response	6	8	10	12	Total	
Never	35.1	30.2	25.5	25.9	29.5	
1 or 2 times	37.4	34.9	35.5	38.1	36.2	
3 or 4 times	14.6	19.2	21.2	22.3	19.1	
5 or 6 times	8.2	8.0	10.2	6.9	8.5	
7 or more times	4.6	7.7	7.6	6.9	6.8	
N of Valid	669	840	713	452	2674	
N of Miss	255	81	97	80	513	

Table 242: Have you changed schools (including changing from elementary to middle and middle to high school) in the past year?



Response	6	8	10	12	Total	
No	23.4	53.7	59.2	84.5	52.8	
Yes	76.6	46.3	40.8	15.5	47.2	
N of Valid	661	833	708	451	2653	
N of Miss	263	88	102	81	534	

Table 243: How many times have you changed schools since kindergarten (including changing from elementary to middle and middle to high school)?






Response	6	8	10	12	Total	
Never	18.1	10.8	15.9	23.5	16.1	
1 or 2 times	55.7	48.2	25.5	25.2	40.2	
3 or 4 times	17.5	25.8	38.2	34.7	28.5	
5 or 6 times	5.4	9.3	13.2	10.0	9.5	
7 or more times	3.3	5.9	7.2	6.6	5.7	
N of Valid	668	842	710	452	2672	
N of Miss	256	79	100	80	515	

Table 244: Has anyone in your family ever had severe alcohol or drug problems?



Response	6	8	10	12	Total	
No	78.5	66.8	57.6	55.1	65.3	
Yes	21.5	33.2	42.4	44.9	34.7	
N of Valid	662	838	710	452	2662	
N of Miss	262	83	100	80	525	

Table 245: About how many adults (over 21) have you known personally who in the past year have: used marijuana, crack, cocaine, or other drugs?






Response	6	8	10	12	Total	
0	86.9	72.0	57.0	49.6	67.9	
1	7.2	14.9	16.9	17.7	14.0	
2	3.2	5.5	10.6	12.8	7.5	
3-4	0.8	4.8	7.5	11.5	5.6	
5	2.0	2.9	8.0	8.4	5.0	
N of Valid	666	838	710	452	2666	
N of Miss	258	83	100	80	521	

Table 246: About how many adults (over 21) have you known personally who in the past year have: sold or dealt drugs?






Response	6	8	10	12	Total	
0	92.9	84.5	71.6	70.3	80.7	
1	3.8	8.7	15.3	14.6	10.2	
2	1.5	3.6	6.1	5.3	4.0	
3-4	0.2	2.3	3.7	5.5	2.7	
5	1.7	1.0	3.4	4.2	2.3	
N of Valid	659	838	707	451	2655	
N of Miss	265	83	103	81	532	

Table 247: About how many adults (over 21) have you known personally who in the past year have: done other things that could get them in trouble with the police, like stealing, selling stolen goods, mugging or assaulting others, etc.?






Response	6	8	10	12	Total	
0	89.3	79.6	71.3	68.1	77.8	
1	7.0	12.2	12.4	14.9	11.4	
2	1.4	3.9	6.2	7.1	4.4	
3-4	0.8	2.0	4.0	5.1	2.7	
5	1.7	2.3	6.1	4.9	3.6	
N of Valid	661	838	708	451	2658	
N of Miss	263	83	102	81	529	

Table 248: About how many adults (over 21) have you known personally who in the past year have: gotten drunk or high?






Response	6	8	10	12	Total	
0	70.9	50.4	34.5	28.3	47.6	
1	16.4	22.6	20.2	15.1	19.2	
2	6.5	9.2	13.9	14.5	10.6	
3-4	2.3	6.3	10.0	14.0	7.6	
5	3.9	11.4	21.4	28.1	15.0	
N of Valid	663	839	707	449	2658	
N of Miss	261	82	103	83	529	

Table 249: Have you seen or heard information about underage drinking in the past 12 months from the following sources? Radio



Response	6	8	10	12	Total	
No	61.1	50.7	58.3	54.6	56.0	
Yes	38.9	49.3	41.7	45.4	44.0	
N of Valid	668	845	725	454	2692	
N of Miss	256	76	85	78	495	

Table 250: Have you seen or heard information about underage drinking in the past 12 months from the following sources? TV.



Response	6	8	10	12	Total	
No	40.6	26.7	31.7	34.9	32.9	
Yes	59.4	73.3	68.3	65.1	67.1	
N of Valid	665	842	722	455	2684	
N of Miss	259	79	88	77	503	

Table 251: Have you seen or heard information about underage drinking in the past 12 months from the following sources? Print. This includes information on underage drinking you may have seen in the newspaper, on a billboard, in pamphlets, on stickers, etc.



Response	6	8	10	12	Total	
No	55.6	47.4	52.8	53.0	51.8	
Yes	44.4	52.6	47.2	47.0	48.2	
N of Valid	662	839	720	453	2674	
N of Miss	262	82	90	79	513	

Table 252: Have you seen or heard information about underage drinking in the past 12 months from the following sources? Website or social media? (Facebook, Myspace, website, etc.)



Response	6	8	10	12	Total	
No	59.2	42.1	38.8	40.4	45.2	
Yes	40.8	57.9	61.2	59.6	54.8	
N of Valid	665	839	719	453	2676	
N of Miss	259	82	91	79	511	

Table 253: The next questions ask about your opinions of the information you saw or heard. If you have seen or heard more than one ad, please think about your favorite ad when answering these questions. The information about underage drinking that I saw or heard was convincing.

Response	6	8	10	12	Total	
NO!	26.0	12.7	11.6	18.3	16.6	
no	8.0	11.2	21.9	17.4	14.4	
yes	15.5	32.7	35.2	34.1	29.4	
YES!	23.8	24.5	14.9	13.8	19.9	
I have not seen or heard any ads about underage drinking in the past 12 months.	26.6	18.9	16.4	16.5	19.7	
N of Valid	646	825	713	449	2633	
N of Miss	278	96	97	83	554	

Table 254: The next questions ask about your opinions of the information you saw or heard. If you have seen or heard more than one ad, please think about your favorite ad when answering these questions. The information about underage drinking that I saw or heard grabbed my attention.

Response	6	8	10	12	Total	
NO!	22.9	12.0	10.2	17.6	15.1	
no	10.4	19.3	24.8	23.2	19.3	
yes	17.5	28.3	34.2	29.0	27.4	
YES!	21.6	23.1	15.1	13.8	19.0	
I have not seen or heard any ads about underage drinking in the past 12 months.	27.6	17.4	15.7	16.3	19.2	
N of Valid	645	828	714	448	2635	
N of Miss	279	93	96	84	552	

Table 255: The next questions ask about your opinions of the information you saw or heard. If you have seen or heard more than one ad, please think about your favorite ad when answering these questions. The information about underage drinking that I saw or heard said something important to me.

Response	6	8	10	12	Total	
NO!	21.3	12.2	11.6	18.5	15.4	
no	10.5	19.2	26.6	26.3	20.3	
yes	14.4	27.1	30.2	27.2	24.9	
YES!	26.0	23.6	14.7	12.1	19.8	
I have not seen or heard any ads about underage drinking in the past 12 months.	27.7	17.8	16.8	15.8	19.6	
N of Valid	638	826	713	448	2625	
N of Miss	286	95	97	84	562	

Table 256: The next questions ask about your opinions of the information you saw or heard. If you have seen or heard more than one ad, please think about your favorite ad when answering these questions. Seeing or hearing this information about underage drinking made me want to stop or decrease my drinking.

Response	6	8	10	12	Total	
NO!	22.1	15.3	15.4	22.9	18.3	
no	4.5	9.9	21.1	25.4	14.5	
yes	7.1	12.7	21.4	22.9	15.6	
YES!	23.4	28.7	18.8	9.8	21.4	
I have not seen or heard any ads about underage drinking in the past 12 months.	42.9	33.3	23.4	19.0	30.3	
N of Valid	594	777	693	441	2505	
N of Miss	330	144	117	91	682	

Table 257: How honest were you in filling out this survey?

Response	6	8	10	12	Total	
I was very honest	87.7	85.2	78.8	80.8	83.3	
I was honest pretty much of the time	10.7	12.6	18.2	16.2	14.2	
I was honest some of the time	1.2	1.4	2.1	2.4	1.7	
I was honest once in a while	0.5	0.8	1.0	0.7	0.7	
I was not honest at all	0.0	0.0	0.0	0.0	0.0	
N of Valid	665	852	725	458	2700	
N of Miss	259	69	85	74	487	