

# 2010 APNA



Arkansas Prevention Needs Assessment Student Survey

## Region 9 Tables

Arkansas Department of Human Services  
Division of Behavioral Sciences  
Office of Alcohol and Drug Abuse Prevention

Conducted by International Survey Associates dba Pride Surveys



## Contents

### 1 INTRODUCTION

11

### 2 PERCENTAGE TABLES

16

## List of Tables

1	Sex . . . . .	17
2	Age . . . . .	17
3	Are you Hispanic or Latino? . . . . .	17
4	What is your race? Black or African American . . . . .	18
5	What is your race? Asian . . . . .	18
6	What is your race? American Indian . . . . .	18
7	What is your race? Alaska Native . . . . .	18
8	What is your race? White . . . . .	19
9	What is your race? Native Hawaiian or Other Pacific Islander . . . . .	19
10	What is your race? Other . . . . .	19
11	What is the highest level of schooling completed by your mother or father? . . . . .	20
12	Think of where you live most of the time. Which of the following people live there with you? Mother . . . . .	20
13	Think of where you live most of the time. Which of the following people live there with you? Stepmother . . . . .	20
14	Think of where you live most of the time. Which of the following people live there with you? Foster Mother . . . . .	21
15	Think of where you live most of the time. Which of the following people live there with you? Grandmother . . . . .	21
16	Think of where you live most of the time. Which of the following people live there with you? Aunt . . . . .	21
17	Think of where you live most of the time. Which of the following people live there with you? Father . . . . .	21
18	Think of where you live most of the time. Which of the following people live there with you? Stepfather . . . . .	22
19	Think of where you live most of the time. Which of the following people live there with you? Foster Father . . . . .	22
20	Think of where you live most of the time. Which of the following people live there with you? Grandfather . . . . .	22
21	Think of where you live most of the time. Which of the following people live there with you? Uncle . . . . .	22
22	Think of where you live most of the time. Which of the following people live there with you? Other Adults . . . . .	23
23	Think of where you live most of the time. Which of the following people live there with you? Brother(s) . . . . .	23
24	Think of where you live most of the time. Which of the following people live there with you? Stepbrother(s) . . . . .	23
25	Think of where you live most of the time. Which of the following people live there with you? Sister(s) . . . . .	23
26	Think of where you live most of the time. Which of the following people live there with you? Stepsister(s) . . . . .	24

27	Think of where you live most of the time. Which of the following people live there with you? Other Children . . . . .	24
28	In my school, students have lots of chances to help decide things like class activities and rules. . . . .	24
29	Teachers ask me to work on special classroom projects. . . . .	24
30	My teacher(s) notices when I am doing a good job and lets me know about it. . . . .	25
31	There are lots of chances for students in my school to get involved in sports, clubs, and other school activities outside of class. . . . .	25
32	There are lots of chances for students in my school to talk with a teacher one-on-one. . . . .	25
33	I feel safe at my school. . . . .	26
34	The school lets my parents know when I have done something well. . . . .	26
35	My teachers praise me when I work hard in school. . . . .	26
36	Are your school grades better than the grades of most students in your class? . . . . .	27
37	I have lots of chances to be part of class discussions or activities. . . . .	27
38	Now thinking back over the past year in school, how often did you: enjoy being in school? . . . . .	27
39	Now thinking back over the past year in school, how often did you: hate being in school? . . . . .	28
40	Now thinking back over the past year in school, how often did you: try to do your best work in school? . . . . .	28
41	How often do you feel that the school work you are assigned is meaningful and important? . . . . .	28
42	Putting them all together, what were your grades like last year? . . . . .	29
43	How important do you think the things you are learning in school are going to be for your later life? . . . . .	29
44	How interesting are most of your courses to you? . . . . .	29
45	During the LAST FOUR WEEKS how many whole days of school have you missed because you skipped or 'cut'? . . . .	30
46	What are the chances you would be seen as cool if you: smoked cigarettes? . . . . .	30
47	What are the chances you would be seen as cool if you: worked hard at school? . . . . .	30
48	What are the chances you would be seen as cool if you: began drinking alcoholic beverages regularly, that is, at least once or twice a month? . . . . .	31
49	What are the chances you would be seen as cool if you: defended someone who was being verbally abused at school? . . . . .	31
50	What are the chances you would be seen as cool if you: smoked marijuana? . . . . .	31
51	What are the chances you would be seen as cool if you: carried a handgun? . . . . .	32

52	What are the chances you would be seen as cool if you: regularly volunteered to do community service? . . . . .	32
53	Think of your four best friends (the friends you feel closest to). In the past year (12 months), how many of your best friends have: participated in clubs, organizations or activities at school? . . . . .	32
54	Think of your four best friends (the friends you feel closest to). In the past year (12 months), how many of your best friends have: smoked cigarettes? . . . . .	33
55	Think of your four best friends (the friends you feel closest to). In the past year (12 months), how many of your best friends have: tried beer, wine or hard liquor (for example, vodka, whiskey, or gin) when their parents didn't know about it? . . . . .	33
56	Think of your four best friends (the friends you feel closest to). In the past year (12 months), how many of your best friends have: made a commitment to stay drug-free? . . . . .	33
57	Think of your four best friends (the friends you feel closest to). In the past year (12 months), how many of your best friends have: used marijuana? . . . . .	34
58	Think of your four best friends (the friends you feel closest to). In the past year (12 months), how many of your best friends have: tried to do well in school? . . . . .	34
59	Think of your four best friends (the friends you feel closest to). In the past year (12 months), how many of your best friends have: used LSD, cocaine, amphetamines, or other illegal drugs? . . . . .	34
60	Think of your four best friends (the friends you feel closest to). In the past year (12 months), how many of your best friends have: been suspended from school? . . . . .	35
61	Think of your four best friends (the friends you feel closest to). In the past year (12 months), how many of your best friends have: liked school? . . . . .	35
62	Think of your four best friends (the friends you feel closest to). In the past year (12 months), how many of your best friends have: carried a handgun? . . . . .	35
63	Think of your four best friends (the friends you feel closest to). In the past year (12 months), how many of your best friends have: sold illegal drugs? . . . . .	36
64	Think of your four best friends (the friends you feel closest to). In the past year (12 months), how many of your best friends have: regularly attended religious services? . . . . .	36
65	Think of your four best friends (the friends you feel closest to). In the past year (12 months), how many of your best friends have: stolen or tried to steal a motor vehicle such as a car or motorcycle? . . . . .	36
66	Think of your four best friends (the friends you feel closest to). In the past year (12 months), how many of your best friends have: been arrested? . . . . .	37

67	Think of your four best friends (the friends you feel closest to). In the past year (12 months), how many of your best friends have: dropped out of school? . . . . .	37
68	Think of your four best friends (the friends you feel closest to). In the past year (12 months), how many of your best friends have: been members of a gang? . . . . .	37
69	How old were you when you first: smoked marijuana? . . . . .	38
70	How old were you when you first: smoked a cigarette, even just a puff? . . . . .	38
71	How old were you when you first: had more than a sip or two of beer, wine or hard liquor (for example, vodka, whiskey, or gin)? . . .	39
72	How old were you when you first: began drinking alcoholic beverages regularly, that is, at least once or twice a month? . . . . .	39
73	How old were you when you first: used phenoxydine (pox, px, breeze)?	40
74	How old were you when you first: got suspended from school? . . .	40
75	How old were you when you first: got arrested? . . . . .	41
76	How old were you when you first: carried a handgun? . . . . .	41
77	How old were you when you first: attacked someone with the idea of seriously hurting them? . . . . .	42
78	How old were you when you first: belonged to a gang? . . . . .	42
79	How wrong do you think it is for someone your age to: take a handgun to school? . . . . .	43
80	How wrong do you think it is for someone your age to: steal anything worth more than \$5? . . . . .	43
81	How wrong do you think it is for someone your age to: pick a fight with someone? . . . . .	43
82	How wrong do you think it is for someone your age to: attack someone with the idea of seriously hurting them? . . . . .	44
83	How wrong do you think it is for someone your age to: stay away from school all day when their parents think they are at school? . .	44
84	How wrong do you think it is for someone your age to: drink beer, wine or hard liquor (for example, vodka, whiskey, or gin) regularly? .	44
85	How wrong do you think it is for someone your age to: smoke cigarettes? . . . . .	45
86	How wrong do you think it is for someone your age to: smoke marijuana? . . . . .	45
87	How wrong do you think it is for someone your age to: use LSD, cocaine, amphetamines or another illegal drug? . . . . .	45
88	At school during the past 12 months, did you receive help from the resource teacher, speech therapist or other special education teacher?	46
89	How many times in the past year (12 months) have you: been suspended from school? . . . . .	46
90	How many times in the past year (12 months) have you: carried a handgun? . . . . .	46

91	How many times in the past year (12 months) have you: sold illegal drugs? . . . . .	47
92	How many times in the past year (12 months) have you: stolen or tried to steal a motor vehicle such as a car or motorcycle? . . . . .	47
93	How many times in the past year (12 months) have you: participated in clubs, organizations or activities at school? . . . . .	48
94	How many times in the past year (12 months) have you: been arrested?	48
95	How many times in the past year (12 months) have you: done extra work on your own for school? . . . . .	49
96	How many times in the past year (12 months) have you: attacked someone with the idea of seriously hurting them? . . . . .	49
97	How many times in the past year (12 months) have you: been drunk or high at school? . . . . .	50
98	How many times in the past year (12 months) have you: volunteered to do community service? . . . . .	50
99	How many times in the past year (12 months) have you: taken a handgun to school? . . . . .	51
100	Are you currently on probation, or assigned a probation officer with Juvenile Court? . . . . .	51
101	Have you ever belonged to a gang? . . . . .	51
102	If you have ever belonged to a gang, did that gang have a name? . .	52
103	How many times have you done the following things? done what feels good no matter what. . . . .	52
104	How many times have you done the following things? done something dangerous because someone dared you to do it. . . . .	52
105	How many times have you done the following things? done crazy things even if they are a little dangerous. . . . .	53
106	You're looking at CD's in a music store with a friend. You look up and see her slip a CD under her coat. She smiles and says 'Which one do you want? Go ahead, take it while nobody's around.' There is nobody in sight, no employees and no other customers. What would you do now? . . . . .	53
107	You are visiting another part of town, and you don't know any of the people your age there. You are walking down the street, and some teenager you don't know is walking toward you. He is about your size, and as he is about to pass you, he deliberately bumps into you and you almost lose your balance. What would you say or do? .	53
108	You are at a party at someone's house, and one of your friends offers you a drink containing alcohol. What would you say or do? . . . . .	54
109	It's 8:00 on a weeknight and you are about to go over to a friend's home when your mother asks you where you are going. You say 'Oh, just going to go hang out with some friends.' She says, 'No, you'll just get into trouble if you go out. Stay home tonight.' What would you do now? . . . . .	54
110	How often do you attend religious services or activities? . . . . .	54

111	I do the opposite of what people tell me, just to get them mad. . . .	55
112	I like to see how much I can get away with. . . . .	55
113	I ignore rules that get in my way. . . . .	55
114	I think sometimes it's okay to cheat at school. . . . .	56
115	It is important to think before you act. . . . .	56
116	Sometimes I think that life is not worth it. . . . .	56
117	At times I think I am no good at all. . . . .	57
118	All in all, I am inclined to think that I am a failure. . . . .	57
119	In the past year, have you felt depressed or sad MOST days, even if you felt okay sometimes? . . . . .	57
120	It is all right to beat up people if they start the fight. . . . .	58
121	I think it is okay to take something without asking if you can get away with it. . . . .	58
122	Sometimes we don't know what we will do as adults, but we may have an idea. Please answer how true these statements may be for you. WHEN I AM AN ADULT I WILL: smoke cigarettes. . . . .	58
123	Sometimes we don't know what we will do as adults, but we may have an idea. Please answer how true these statements may be for you. WHEN I AM AN ADULT I WILL: drink beer, wine, or liquor. . . . .	59
124	Sometimes we don't know what we will do as adults, but we may have an idea. Please answer how true these statements may be for you. WHEN I AM AN ADULT I WILL: smoke marijuana. . . . .	59
125	Sometimes we don't know what we will do as adults, but we may have an idea. Please answer how true these statements may be for you. WHEN I AM AN ADULT I WILL: use LSD, cocaine, amphetamines or another illegal drug. . . . .	59
126	How much do you think people risk harming themselves (physically or in other ways) if they: smoked one or more packs of cigarettes per day? . . . . .	60
127	How much do you think people risk harming themselves (physically or in other ways) if they: try marijuana once or twice? . . . . .	60
128	How much do you think people risk harming themselves (physically or in other ways) if they: smoke marijuana regularly? . . . . .	60
129	How much do you think people risk harming themselves (physically or in other ways) if they: take one or two drinks of an alcoholic beverage (beer, wine, liquor) nearly every day? . . . . .	61
130	How much do you think people risk harming themselves (physically or in other ways) if they: have five or more drinks once or twice each weekend? . . . . .	61
131	Have you ever used smokeless tobacco (chew, snuff, plug, dipping tobacco, or chewing tobacco)? . . . . .	61
132	How often have you taken smokeless tobacco during the past 30 days? . . . . .	62
133	Have you ever smoked cigarettes? . . . . .	62
134	How frequently have you smoked cigarettes during the past 30 days? . . . . .	62

135	Which statement best describes rules about smoking inside your home? . . . . .	63
136	Which statement best describes rules about smoking in your family cars? . . . . .	63
137	During this school year, were you taught in any of your classes about the dangers of tobacco use? . . . . .	64
138	During the past 12 months, have you participated in any community activities to discourage people your age from using cigarettes, chewing tobacco, snuff, dip or cigars? . . . . .	64
139	On how many occasions have you had alcoholic beverages (beer, wine or hard liquor) to drink in your lifetime - more than just a few sips? . . . . .	64
140	On how many occasions have you had beer, wine or hard liquor to drink during the past 30 days? . . . . .	65
141	On how many occasions have you used marijuana (grass, pot) or hashish (hash, hash oil) in your lifetime? . . . . .	65
142	On how many occasions have you used marijuana (grass, pot) or hashish (hash, hash oil) during the past 30 days? . . . . .	65
143	On how many occasions have you used LSD or other psychedelics in your lifetime? . . . . .	66
144	On how many occasions have you used LSD or other psychedelics during the past 30 days? . . . . .	66
145	On how many occasions have you used cocaine or crack in your lifetime? . . . . .	66
146	On how many occasions have you used cocaine or crack during the past 30 days? . . . . .	67
147	On how many occasions have you sniffed glue, breathed the contents of an aerosol spray can, or inhaled other gases or sprays, in order to get high in your lifetime? . . . . .	67
148	On how many occasions have you sniffed glue, breathed the contents of an aerosol spray can, or inhaled other gases or sprays, in order to get high during the past 30 days? . . . . .	68
149	On how many occasions have you used phenoxydine (pox, px, breeze) in your lifetime? . . . . .	68
150	On how many occasions have you used phenoxydine (pox, px, breeze) during the past 30 days? . . . . .	69
151	On how many occasions have you used sedatives (tranquilizers, such as Valium or Xanax, barbiturates, or sleeping pills) without a doctor telling you to take them, in your lifetime? . . . . .	69
152	On how many occasions have you used sedatives (tranquilizers, such as Valium or Xanax, barbiturates, or sleeping pills) without a doctor telling you to take them, during the past 30 days? . . . . .	70
153	On how many occasions have you used methamphetamines (meth, speed, crank, crystal meth) in your lifetime? . . . . .	70



154	On how many occasions have you used methamphetamines (meth, speed, crank, crystal meth) in the past 30 days? . . . . .	71
155	On how many occasions have you used stimulants, other than Methamphetamines (such as amphetamines, Ritalin or Dexedrine) without a doctor telling you to take them, in your lifetime? . . . . .	71
156	On how many occasions have you used stimulants, other than Methamphetamines (such as amphetamines, Ritalin or Dexedrine) without a doctor telling you to take them, during the past 30 days? . . . . .	72
157	On how many occasions have you used heroin or other opiates in your lifetime? . . . . .	72
158	On how many occasions have you used heroin or other opiates during the past 30 days? . . . . .	73
159	On how many occasions have you used MDMA ('X', 'E', or ecstasy) in your lifetime? . . . . .	73
160	On how many occasions have you used MDMA ('X', 'E', or ecstasy) during the past 30 days? . . . . .	73
161	On how many occasions have you taken prescription drugs (such as Valium, Xanax, Ritalin, Adderall, OxyContin, Darvocet, or sleeping pills) on your own-that is, without a doctor telling you to take them in your lifetime? . . . . .	74
162	On how many occasions have you taken prescription drugs (such as Valium, Xanax, Ritalin, Adderall, OxyContin, Darvocet, or sleeping pills) on your own-that is, without a doctor telling you to take them during the past 30 days? . . . . .	74
163	On how many occasions have you taken non-prescription medicines such as diet pills (for example, Dietac, Dexatrim or Prolamine), stay-awake pills (for example No-Doz, Vivarin, or Wake), or cough or cold medicines (robos, DXM, etc.) to get high in your lifetime? . . . . .	75
164	On how many occasions have you taken non-prescription medicines such as diet pills (for example, Dietac, Dexatrim or Prolamine), stay-awake pills (for example No-Doz, Vivarin, or Wake), or cough or cold medicines (robos, DXM, etc.) to get high during the past 30 days? . . . . .	75
165	On how many occasions have you been drunk or very high from drinking alcoholic beverages during the past 30 days? . . . . .	76
166	On how many occasions have you drunk flavored alcoholic beverages, sometimes called 'alcopops' (like Mike's Hard Lemonade, Smirnoff Ice, Bacardi Breezers, etc.) in your lifetime? . . . . .	76
167	On how many occasions have you drunk flavored alcoholic beverages, sometimes called 'alcopops' (like Mike's Hard Lemonade, Smirnoff Ice, Bacardi Breezers, etc.) during the past 30 days? . . . . .	77
168	Think back over the last two weeks. How many times have you had five or more alcoholic drinks in a row? . . . . .	77
169	During the past 30 days, how many times did you ride in a car or other vehicle driven by someone who had been drinking alcohol? . . . . .	77

170	During the past 30 days, how many times did you drive a car or other vehicle when you had been drinking alcohol? . . . . .	78
171	If you drank alcohol (not just a sip or taste) in the past year, how did you usually get it? . . . . .	78
172	If you drank alcohol (not just a sip or taste) in the past year, where did you usually drink it? . . . . .	79
173	During the last month, about how many marijuana cigarettes, or the equivalent, did you smoke a day, on the average? . . . . .	79
174	How wrong would most adults (over 21) in your neighborhood think it is for kids your age: to use marijuana? . . . . .	80
175	How wrong would most adults (over 21) in your neighborhood think it is for kids your age: to drink alcohol? . . . . .	80
176	How wrong would most adults (over 21) in your neighborhood think it is for kids your age: to smoke cigarettes? . . . . .	80
177	How much do each of the following statements describe your neighborhood? crime and/or drug selling . . . . .	81
178	How much do each of the following statements describe your neighborhood? fights . . . . .	81
179	How much do each of the following statements describe your neighborhood? lots of empty or abandoned buildings . . . . .	81
180	How much do each of the following statements describe your neighborhood? lots of graffiti . . . . .	82
181	If I had to move, I would miss the neighborhood I now live in. . . . .	82
182	My neighbors notice when I am doing a good job and let me know about it. . . . .	82
183	I like my neighborhood. . . . .	83
184	There are lots of adults in my neighborhood I could talk to about something important. . . . .	83
185	I'd like to get out of my neighborhood. . . . .	83
186	There are people in my neighborhood who are proud of me when I do something well. . . . .	84
187	There are people in my neighborhood who encourage me to do my best. . . . .	84
188	I feel safe in my neighborhood. . . . .	84
189	Which of the following activities for people your age are available in your community? sports teams? . . . . .	85
190	Which of the following activities for people your age are available in your community? scouting? . . . . .	85
191	Which of the following activities for people your age are available in your community? boys and girls clubs? . . . . .	85
192	Which of the following activities for people your age are available in your community? 4-H clubs? . . . . .	85
193	Which of the following activities for people your age are available in your community? service clubs? . . . . .	86

194	If a kid smoked marijuana in your neighborhood would he or she be caught by the police? . . . . .	86
195	If a kid drank some beer, wine or hard liquor (for example, vodka, whiskey, or gin) in your neighborhood would he or she be caught by the police? . . . . .	86
196	If a kid carried a handgun in your neighborhood would he or she be caught by the police? . . . . .	87
197	If you wanted to get some cigarettes, how easy would it be for you to get some? . . . . .	87
198	If you wanted to get some beer, wine or hard liquor (for example, vodka, whiskey, or gin), how easy would it be for you to get some? . . . . .	87
199	If you wanted to get a drug like cocaine, LSD, or amphetamines, how easy would it be for you to get some? . . . . .	88
200	If you wanted to get a handgun, how easy would it be for you to get one? . . . . .	88
201	If you wanted to get some marijuana, how easy would it be for you to get some? . . . . .	88
202	During the past 12 months, have you participated in any alcohol prevention programs or seen any alcohol prevention messages in your school or community? Yes, a school-based program focused on preventing underage drinking and/or drinking and driving. . . . .	89
203	During the past 12 months, have you participated in any alcohol prevention programs or seen any alcohol prevention messages in your school or community? Yes, a community-based program focused on preventing underage drinking and/or drinking and driving (for example, through your church or temple or through youth groups like Boys and Girls Club or 4-H). . . . .	89
204	During the past 12 months, have you participated in any alcohol prevention programs or seen any alcohol prevention messages in your school or community? Yes, a media campaign addressing underage drinking and/or drinking and driving (for example, newspaper ads, posters, pamphlets, radio, TV). . . . .	89
205	During the past 12 months, have you participated in any alcohol prevention programs or seen any alcohol prevention messages in your school or community? No . . . . .	89
206	How wrong do your parents feel it would be for YOU to: drink beer, wine or hard liquor (for example, vodka, whiskey or gin) regularly? . . . . .	90
207	How wrong do your parents feel it would be for YOU to: smoke cigarettes? . . . . .	90
208	How wrong do your parents feel it would be for YOU to: smoke marijuana? . . . . .	90
209	How wrong do your parents feel it would be for YOU to: steal something worth more than \$5? . . . . .	91

210	How wrong do your parents feel it would be for YOU to: draw graffiti, write things, or draw pictures on buildings or other property (without the owner's permission)? . . . . .	91
211	How wrong do your parents feel it would be for YOU to: pick a fight with someone? . . . . .	91
212	During the past 12 months, have you talked with at least one of your parents about the dangers of underage drinking and/or drinking and driving? By parents, we mean either your biological parents, adoptive parents, stepparents, or adult guardians - whether or not they live with you. . . . .	92
213	Have any of your brothers or sisters ever: drunk beer, wine or hard liquor (for example, vodka, whiskey or gin)? . . . . .	92
214	Have any of your brothers or sisters ever: smoked marijuana? . . . . .	92
215	Have any of your brothers or sisters ever: smoked cigarettes? . . . . .	92
216	Have any of your brothers or sisters ever: taken a handgun to school? . . . . .	93
217	Have any of your brothers or sisters ever: been suspended or expelled from school? . . . . .	93
218	The rules in my family are clear. . . . .	93
219	People in my family often insult or yell at each other. . . . .	94
220	When I am not at home, one of my parents knows where I am and who I am with. . . . .	94
221	We argue about the same things in my family over and over. . . . .	94
222	If you drank some beer or wine or liquor (for example, vodka, whiskey, or gin) without your parents' permission, would you be caught by your parents? . . . . .	95
223	My family has clear rules about alcohol and drug use. . . . .	95
224	If you carried a handgun without your parents' permission, would you be caught by your parents? . . . . .	95
225	If you skipped school would you be caught by your parents? . . . . .	96
226	Do you feel very close to your mother? . . . . .	96
227	Do you share your thoughts and feelings with your mother? . . . . .	96
228	My parents ask me what I think before most family decisions affecting me are made. . . . .	97
229	Do you share your thoughts and feelings with your father? . . . . .	97
230	Do you enjoy spending time with your mother? . . . . .	97
231	Do you enjoy spending time with your father? . . . . .	98
232	If I had a personal problem, I could ask my mom or dad for help. . . . .	98
233	Do you feel very close to your father? . . . . .	98
234	My parents give me lots of chances to do fun things with them. . . . .	99
235	My parents ask if I've gotten my homework done. . . . .	99
236	People in my family have serious arguments. . . . .	99
237	Would your parents know if you did not come home on time? . . . . .	100
238	It is important to be honest with your parents, even if they become upset or you get punished. . . . .	100



239	My parents notice when I am doing a good job and let me know about it. . . . .	100
240	How often do your parents tell you they're proud of you for something you've done? . . . . .	101
241	How many brothers and sisters, including stepbrothers and sisters, do you have that are younger than you? . . . . .	101
242	How many brothers and sisters, including stepbrothers and sisters, do you have that are older than you? . . . . .	101
243	Have you changed homes in the past year (the last 12 months)? . . . . .	102
244	How many times have you changed homes since kindergarten? . . . . .	102
245	Have you changed schools (including changing from elementary to middle and middle to high school) in the past year? . . . . .	102
246	How many times have you changed schools since kindergarten (including changing from elementary to middle and middle to high school)? . . . . .	103
247	Has anyone in your family ever had severe alcohol or drug problems? . . . . .	103
248	About how many adults (over 21) have you known personally who in the past year have: used marijuana, crack, cocaine, or other drugs? . . . . .	103
249	About how many adults (over 21) have you known personally who in the past year have: sold or dealt drugs? . . . . .	104
250	About how many adults (over 21) have you known personally who in the past year have: done other things that could get them in trouble with the police, like stealing, selling stolen goods, mugging or assaulting others, etc.? . . . .	104
251	About how many adults (over 21) have you known personally who in the past year have: gotten drunk or high? . . . . .	104
252	Have you seen or heard information about underage drinking in the past 12 months from the following sources? Radio . . . . .	105
253	Have you seen or heard information about underage drinking in the past 12 months from the following sources? TV. . . . .	105
254	Have you seen or heard information about underage drinking in the past 12 months from the following sources? Print. This includes information on underage drinking you may have seen in the newspaper, on a billboard, in pamphlets, on stickers, etc. . . . .	105
255	Have you seen or heard information about underage drinking in the past 12 months from the following sources? Website or social media? (Facebook, Myspace, website, etc.) . . . . .	105
256	The next questions ask about your opinions of the information you saw or heard. If you have seen or heard more than one ad, please think about your favorite ad when answering these questions. The information about underage drinking that I saw or heard was convincing. . . . .	106

257	The next questions ask about your opinions of the information you saw or heard. If you have seen or heard more than one ad, please think about your favorite ad when answering these questions. The information about underage drinking that I saw or heard grabbed my attention. . . . .	106
258	The next questions ask about your opinions of the information you saw or heard. If you have seen or heard more than one ad, please think about your favorite ad when answering these questions. The information about underage drinking that I saw or heard said something important to me. . . . .	106
259	The next questions ask about your opinions of the information you saw or heard. If you have seen or heard more than one ad, please think about your favorite ad when answering these questions. Seeing or hearing this information about underage drinking made me want to stop or decrease my drinking. . . . .	107
260	How honest were you in filling out this survey? . . . . .	107

List of Figures

1	Grade Chart . . . . .	12
2	Gender Chart . . . . .	13
3	Age Chart . . . . .	14
4	Ethnic Origin Chart . . . . .	15

# 1 INTRODUCTION

This report was generated from data collected on the *2010 Arkansas Prevention Needs Assessment Student Survey*. This report contains basic frequency tables of all data collected and graphs on the selected demographic variables of grade, gender, age and ethnic origin. The graph on ethnic origin is represented as a bar chart rather than as a pie chart. This is because students were allowed to mark more than one response for ethnic origin as opposed to being allowed to mark only one response. The bars represent the percent of students who marked each of the ethnic categories.

Questions regarding the information found in this report can be directed to:

**Pride Surveys**

160 Vanderbilt Court  
Bowling Green, KY 42103  
1-800-279-6361  
[www.pridesurveys.com](http://www.pridesurveys.com)

# Grade Chart

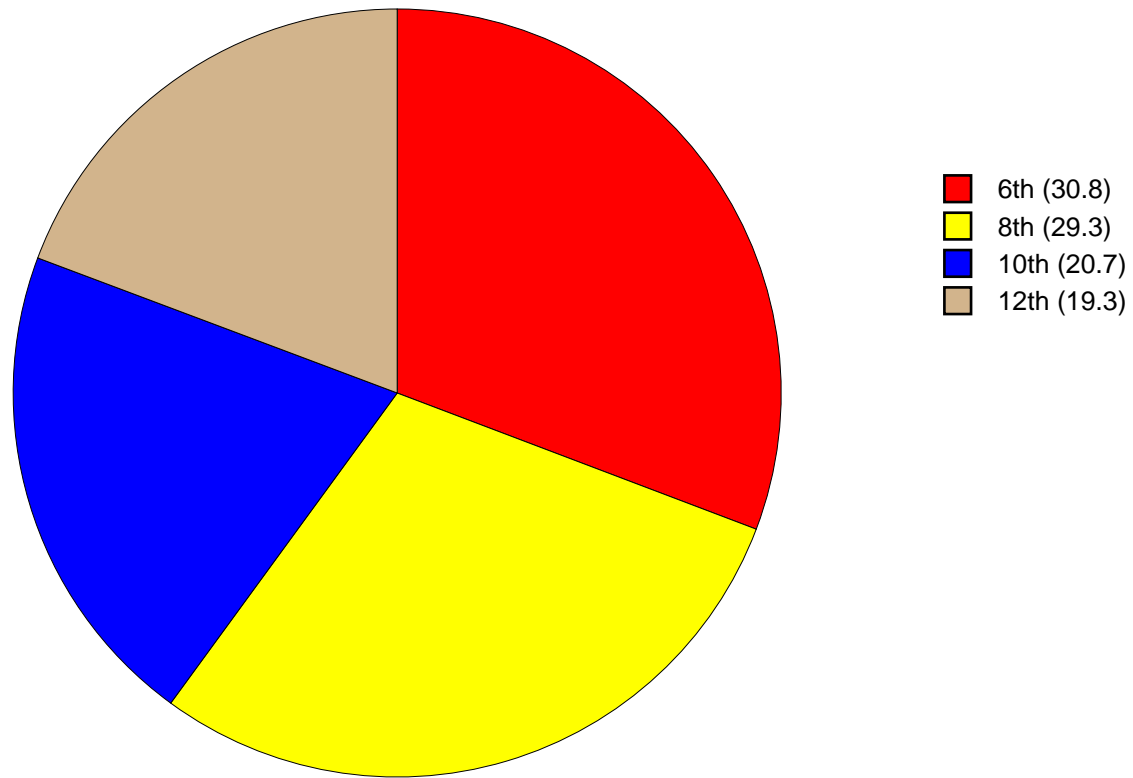


Figure 1: Grade Chart

## Gender Chart

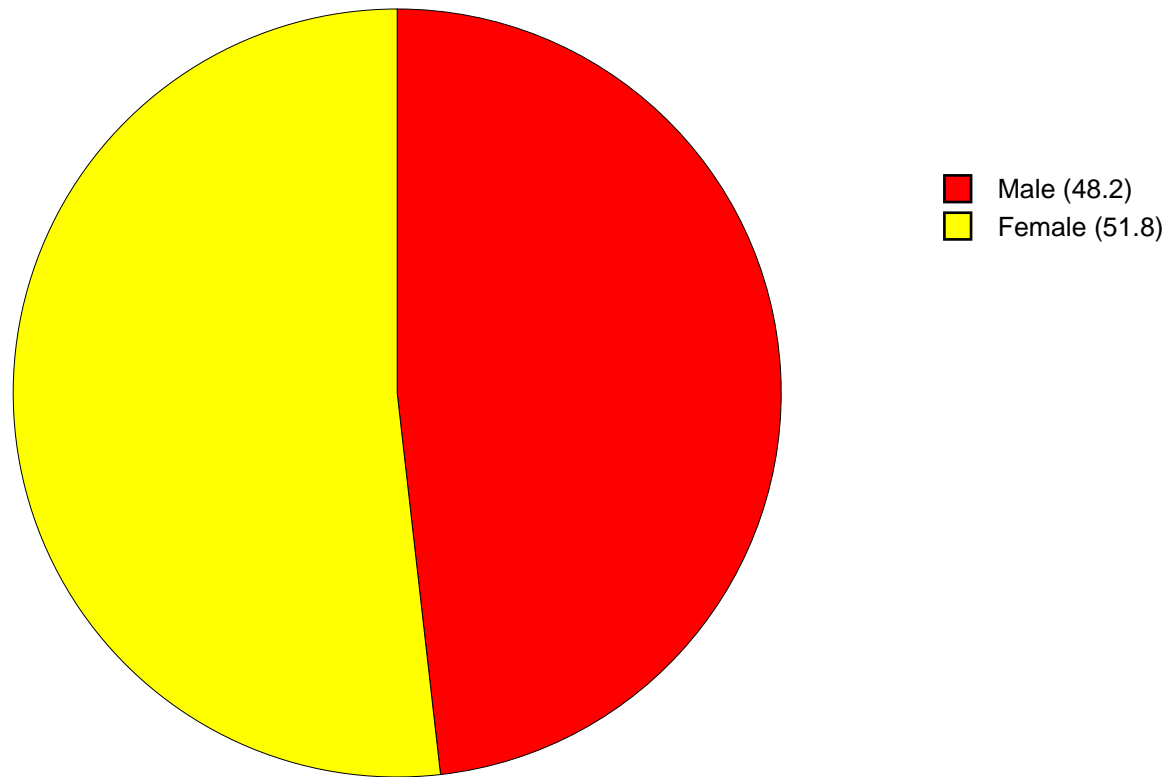


Figure 2: Gender Chart

# Age Chart

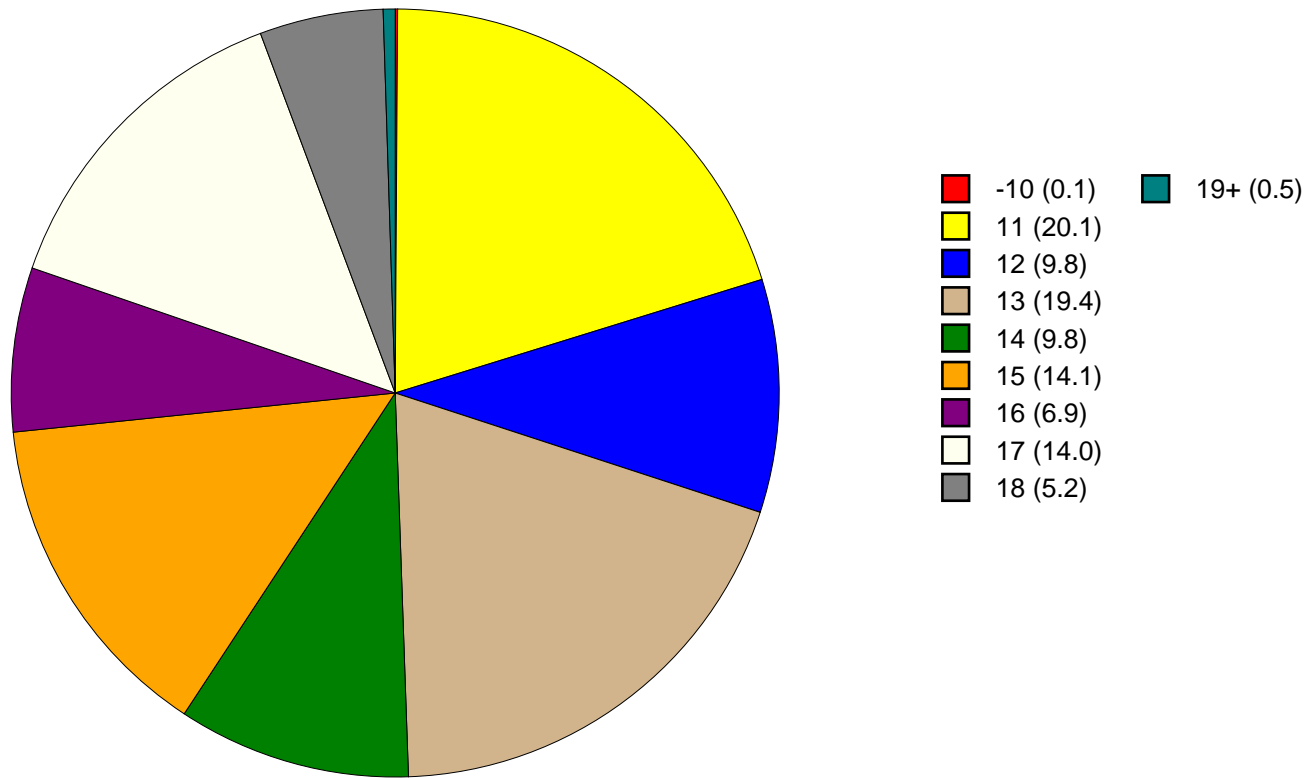


Figure 3: Age Chart



# Ethnic Origin Chart

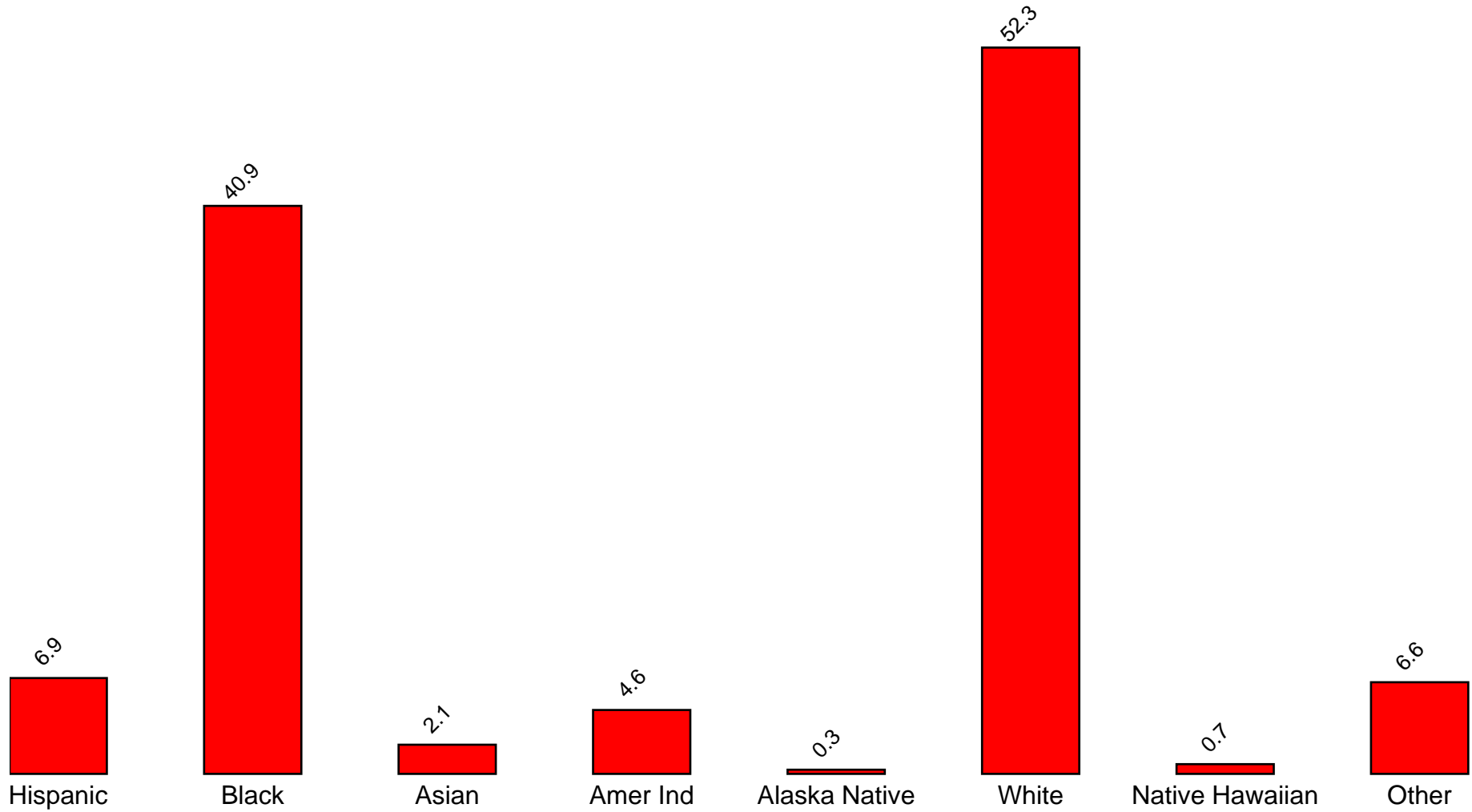


Figure 4: Ethnic Origin Chart

## 2 PERCENTAGE TABLES

The following tables contain frequency distribution detailing how your students responded to each question on the survey. The tables appear in the same order as the questions on the survey. The tables include breakdowns by grade level as well as overall percentages. The *N of Valid* row is a frequency count of the number of valid responses to each question for each grade and overall. The *N of Miss* row is a frequency count of the number of invalid (marked more than one response) or missing (i.e. did not respond) responses to each question for each grade and overall.

For the questions that allowed more than one response (i.e. race, live with, etc.) each response becomes a separate table. If a student did not mark the response, that was counted as a NO response, and if they did mark the response, that was counted as a YES response. Since a non response is a valid response for these questions, the *N of Miss* will always be zero for these questions.

Table 1: Sex

Response	6	8	10	12	Total	
Male	48.3	50.1	48.3	45.1	48.2	
Female	51.7	49.9	51.7	54.9	51.8	
N of Valid	4121	3923	2776	2603	13423	
N of Miss	57	51	35	16	159	

Table 2: Age

Response	6	8	10	12	Total	
10 or younger	0.4	0.0	0.0	0.0	0.1	
11	65.4	0.0	0.0	0.0	20.1	
12	31.4	0.4	0.0	0.0	9.8	
13	2.8	63.4	0.0	0.0	19.4	
14	0.0	33.2	0.5	0.0	9.8	
15	0.0	2.8	64.3	0.0	14.1	
16	0.0	0.3	32.1	1.0	6.9	
17	0.0	0.0	2.8	69.7	14.0	
18	0.0	0.0	0.2	26.9	5.2	
19 or older	0.0	0.0	0.0	2.4	0.5	
N of Valid	4163	3966	2804	2610	13543	
N of Miss	14	7	7	8	36	

Table 3: Are you Hispanic or Latino?

Response	6	8	10	12	Total	
No	93.0	92.7	93.1	93.6	93.1	
Yes	7.0	7.3	6.9	6.4	6.9	
N of Valid	3891	3859	2734	2580	13064	
N of Miss	287	115	79	39	520	

Table 4: What is your race? Black or African American



Response	6	8	10	12	Total	
No	59.2	56.3	62.8	59.0	59.1	
Yes	40.8	43.7	37.2	41.0	40.9	
N of Valid	4178	3974	2814	2619	13585	
N of Miss	0	0	0	0	0	

Table 5: What is your race? Asian



Response	6	8	10	12	Total	
No	98.3	97.9	98.3	97.3	97.9	
Yes	1.7	2.1	1.7	2.7	2.1	
N of Valid	4178	3974	2814	2619	13585	
N of Miss	0	0	0	0	0	

Table 6: What is your race? American Indian



Response	6	8	10	12	Total	
No	94.2	95.3	96.2	96.7	95.4	
Yes	5.8	4.7	3.8	3.3	4.6	
N of Valid	4178	3974	2814	2619	13585	
N of Miss	0	0	0	0	0	

Table 7: What is your race? Alaska Native



Response	6	8	10	12	Total	
No	99.8	99.7	99.6	99.8	99.7	
Yes	0.2	0.3	0.4	0.2	0.3	
N of Valid	4178	3974	2814	2619	13585	
N of Miss	0	0	0	0	0	

Table 8: What is your race? White



Response	6	8	10	12	Total	
No	48.7	49.9	43.2	47.8	47.7	
Yes	51.3	50.1	56.8	52.2	52.3	
N of Valid	4178	3974	2814	2619	13585	
N of Miss	0	0	0	0	0	

Table 9: What is your race? Native Hawaiian or Other Pacific Islander



Response	6	8	10	12	Total	
No	99.4	99.1	99.4	99.5	99.3	
Yes	0.6	0.9	0.6	0.5	0.7	
N of Valid	4178	3974	2814	2619	13585	
N of Miss	0	0	0	0	0	

Table 10: What is your race? Other



Response	6	8	10	12	Total	
No	92.7	93.2	94.0	94.2	93.4	
Yes	7.3	6.8	6.0	5.8	6.6	
N of Valid	4178	3974	2814	2619	13585	
N of Miss	0	0	0	0	0	

Table 11: What is the highest level of schooling completed by your mother or father?









Response	6	8	10	12	Total	
Completed grade school or less	2.8	2.0	1.2	1.9	2.1	
Some high school	4.1	5.1	8.2	12.0	6.8	
Completed high school	11.3	15.3	18.3	18.3	15.3	
Some college	12.8	16.0	18.9	21.2	16.7	
Completed college	23.9	23.7	26.0	26.0	24.7	
Graduate or professional school after college	10.7	13.4	12.1	13.8	12.4	
Don't know	33.0	22.9	14.1	5.8	20.8	
Does not apply	1.4	1.6	1.0	0.9	1.3	
N of Valid	3958	3897	2764	2571	13190	
N of Miss	170	44	24	25	263	

Table 12: Think of where you live most of the time. Which of the following people live there with you? Mother



Response	6	8	10	12	Total	
No	11.3	12.7	15.4	15.7	13.4	
Yes	88.7	87.3	84.6	84.3	86.6	
N of Valid	4178	3974	2814	2619	13585	
N of Miss	0	0	0	0	0	

Table 13: Think of where you live most of the time. Which of the following people live there with you? Stepmother



Response	6	8	10	12	Total	
No	95.4	94.8	93.2	94.7	94.6	
Yes	4.6	5.2	6.8	5.3	5.4	
N of Valid	4178	3974	2814	2619	13585	
N of Miss	0	0	0	0	0	



Table 14: Think of where you live most of the time. Which of the following people live there with you? Foster Mother



Response	6	8	10	12	Total	
No	99.4	99.5	99.6	99.5	99.5	
Yes	0.6	0.5	0.4	0.5	0.5	
N of Valid	4178	3974	2814	2619	13585	
N of Miss	0	0	0	0	0	

Table 15: Think of where you live most of the time. Which of the following people live there with you? Grandmother



Response	6	8	10	12	Total	
No	87.6	89.1	91.1	92.2	89.7	
Yes	12.4	10.9	8.9	7.8	10.3	
N of Valid	4178	3974	2814	2619	13585	
N of Miss	0	0	0	0	0	

Table 16: Think of where you live most of the time. Which of the following people live there with you? Aunt



Response	6	8	10	12	Total	
No	94.8	95.5	95.9	96.6	95.6	
Yes	5.2	4.5	4.1	3.4	4.4	
N of Valid	4178	3974	2814	2619	13585	
N of Miss	0	0	0	0	0	

Table 17: Think of where you live most of the time. Which of the following people live there with you? Father



Response	6	8	10	12	Total	
No	47.3	50.5	50.4	51.4	49.7	
Yes	52.7	49.5	49.6	48.6	50.3	
N of Valid	4178	3974	2814	2619	13585	
N of Miss	0	0	0	0	0	

Table 18: Think of where you live most of the time. Which of the following people live there with you? Stepfather



Response	6	8	10	12	Total	
No	86.0	84.5	84.1	85.5	85.1	
Yes	14.0	15.5	15.9	14.5	14.9	
N of Valid	4178	3974	2814	2619	13585	
N of Miss	0	0	0	0	0	

Table 19: Think of where you live most of the time. Which of the following people live there with you? Foster Father



Response	6	8	10	12	Total	
No	99.6	99.6	99.8	99.6	99.7	
Yes	0.4	0.4	0.2	0.4	0.3	
N of Valid	4178	3974	2814	2619	13585	
N of Miss	0	0	0	0	0	

Table 20: Think of where you live most of the time. Which of the following people live there with you? Grandfather



Response	6	8	10	12	Total	
No	94.0	94.3	96.1	97.0	95.1	
Yes	6.0	5.7	3.9	3.0	4.9	
N of Valid	4178	3974	2814	2619	13585	
N of Miss	0	0	0	0	0	

Table 21: Think of where you live most of the time. Which of the following people live there with you? Uncle



Response	6	8	10	12	Total	
No	94.8	96.1	96.5	97.2	96.0	
Yes	5.2	3.9	3.5	2.8	4.0	
N of Valid	4178	3974	2814	2619	13585	
N of Miss	0	0	0	0	0	

Table 22: Think of where you live most of the time. Which of the following people live there with you? Other Adults



Response	6	8	10	12	Total	
No	97.8	97.6	98.0	97.5	97.7	
Yes	2.2	2.4	2.0	2.5	2.3	
N of Valid	4178	3974	2814	2619	13585	
N of Miss	0	0	0	0	0	

Table 23: Think of where you live most of the time. Which of the following people live there with you? Brother(s)



Response	6	8	10	12	Total	
No	54.3	55.3	57.8	60.9	56.6	
Yes	45.7	44.7	42.2	39.1	43.4	
N of Valid	4178	3974	2814	2619	13585	
N of Miss	0	0	0	0	0	

Table 24: Think of where you live most of the time. Which of the following people live there with you? Stepbrother(s)



Response	6	8	10	12	Total	
No	95.7	96.0	96.6	96.5	96.1	
Yes	4.3	4.0	3.4	3.5	3.9	
N of Valid	4178	3974	2814	2619	13585	
N of Miss	0	0	0	0	0	

Table 25: Think of where you live most of the time. Which of the following people live there with you? Sister(s)



Response	6	8	10	12	Total	
No	55.0	56.5	60.4	61.2	57.7	
Yes	45.0	43.5	39.6	38.8	42.3	
N of Valid	4178	3974	2814	2619	13585	
N of Miss	0	0	0	0	0	

Table 26: Think of where you live most of the time. Which of the following people live there with you? Stepsister(s)



Response	6	8	10	12	Total	
No	95.9	96.0	96.8	97.2	96.4	
Yes	4.1	4.0	3.2	2.8	3.6	
N of Valid	4178	3974	2814	2619	13585	
N of Miss	0	0	0	0	0	

Table 27: Think of where you live most of the time. Which of the following people live there with you? Other Children



Response	6	8	10	12	Total	
No	96.0	95.3	94.6	93.4	95.0	
Yes	4.0	4.7	5.4	6.6	5.0	
N of Valid	4178	3974	2814	2619	13585	
N of Miss	0	0	0	0	0	

Table 28: In my school, students have lots of chances to help decide things like class activities and rules.





Response	6	8	10	12	Total	
NO!	18.0	22.6	19.2	22.6	20.5	
no	37.0	37.0	34.5	36.4	36.4	
yes	36.8	33.7	37.5	32.1	35.1	
YES!	8.2	6.7	8.9	8.9	8.0	
N of Valid	4046	3925	2783	2594	13348	
N of Miss	127	49	29	24	229	

Table 29: Teachers ask me to work on special classroom projects.





Response	6	8	10	12	Total	
NO!	10.3	10.8	9.9	10.4	10.4	
no	32.9	38.0	41.1	39.3	37.3	
yes	41.8	40.4	42.3	40.6	41.2	
YES!	15.0	10.9	6.7	9.6	11.0	
N of Valid	4063	3933	2784	2603	13383	
N of Miss	109	36	28	15	188	

Table 30: My teacher(s) notices when I am doing a good job and lets me know about it.

Response	6	8	10	12	Total	
NO!	4.7	8.1	7.3	6.9	6.7	
no	13.5	19.8	21.8	20.9	18.5	
yes	46.2	46.6	49.9	51.4	48.1	
YES!	35.6	25.5	21.0	20.7	26.7	
N of Valid	4100	3916	2773	2588	13377	
N of Miss	74	55	40	30	199	

Table 31: There are lots of chances for students in my school to get involved in sports, clubs, and other school activities outside of class.

Response	6	8	10	12	Total	
NO!	6.8	3.4	2.4	2.3	4.0	
no	14.0	6.6	4.7	5.6	8.3	
yes	37.5	37.0	35.0	36.9	36.7	
YES!	41.7	53.0	57.9	55.2	51.0	
N of Valid	4089	3931	2783	2596	13399	
N of Miss	85	40	31	23	179	

Table 32: There are lots of chances for students in my school to talk with a teacher one-on-one.

Response	6	8	10	12	Total	
NO!	5.4	7.2	5.7	5.4	6.0	
no	15.8	21.0	22.3	20.9	19.7	
yes	45.0	46.8	50.9	50.7	47.9	
YES!	33.7	24.9	21.1	23.0	26.5	
N of Valid	4081	3928	2776	2590	13375	
N of Miss	93	44	36	29	202	

Table 33: I feel safe at my school.


Response	6	8	10	12	Total	
NO!	8.5	10.8	10.7	10.1	9.9	
no	12.2	16.8	17.2	15.2	15.2	
yes	39.8	50.4	53.9	54.6	48.7	
YES!	39.6	22.1	18.2	20.1	26.2	
N of Valid	4091	3918	2772	2586	13367	
N of Miss	80	49	38	32	199	

Table 34: The school lets my parents know when I have done something well.


Response	6	8	10	12	Total	
NO!	12.2	21.1	24.9	28.4	20.6	
no	31.3	41.0	44.4	44.9	39.5	
yes	35.9	27.2	23.2	21.3	27.9	
YES!	20.6	10.7	7.4	5.3	12.0	
N of Valid	4043	3910	2763	2577	13293	
N of Miss	131	60	49	41	281	

Table 35: My teachers praise me when I work hard in school.


Response	6	8	10	12	Total	
NO!	12.6	17.0	15.2	14.4	14.8	
no	28.9	36.3	39.7	37.3	34.9	
yes	39.5	36.6	37.5	39.5	38.2	
YES!	19.1	10.1	7.5	8.8	12.0	
N of Valid	4029	3907	2767	2585	13288	
N of Miss	143	62	46	33	284	



Table 36: Are your school grades better than the grades of most students in your class?

Response	6	8	10	12	Total	
NO!	7.2	6.6	6.4	4.5	6.3	
no	30.2	29.6	27.4	23.6	28.2	
yes	44.6	45.6	48.4	51.1	46.9	
YES!	18.0	18.2	17.8	20.8	18.6	
N of Valid	4004	3906	2762	2577	13249	
N of Miss	163	60	49	36	308	

Table 37: I have lots of chances to be part of class discussions or activities.

Response	6	8	10	12	Total	
NO!	5.3	4.9	3.3	3.4	4.4	
no	14.1	16.4	13.5	12.8	14.4	
yes	47.2	53.4	58.7	59.4	53.8	
YES!	33.5	25.3	24.5	24.4	27.4	
N of Valid	4079	3935	2779	2588	13381	
N of Miss	97	37	34	31	199	

Table 38: Now thinking back over the past year in school, how often did you: enjoy being in school?

Response	6	8	10	12	Total	
Never	7.0	7.4	8.0	7.8	7.5	
Seldom	5.6	9.9	11.3	14.1	9.7	
Sometimes	37.3	41.9	41.7	39.6	40.0	
Often	25.9	27.3	27.7	27.2	26.9	
Almost always	24.2	13.5	11.3	11.2	15.9	
N of Valid	4075	3937	2773	2575	13360	
N of Miss	93	36	39	41	209	

Table 39: Now thinking back over the past year in school, how often did you: hate being in school?






Response	6	8	10	12	Total	
Never	22.3	9.6	6.1	6.4	12.1	
Seldom	23.0	25.1	24.7	23.1	24.0	
Sometimes	34.3	37.9	38.6	39.4	37.2	
Often	11.3	18.0	19.7	20.7	16.9	
Almost always	9.1	9.4	11.0	10.4	9.8	
N of Valid	4028	3927	2762	2564	13281	
N of Miss	131	43	48	53	275	

Table 40: Now thinking back over the past year in school, how often did you: try to do your best work in school?






Response	6	8	10	12	Total	
Never	0.3	0.7	0.9	0.7	0.6	
Seldom	0.9	1.7	2.8	2.3	1.8	
Sometimes	6.2	12.5	15.2	16.7	11.9	
Often	18.4	30.1	34.4	36.4	28.6	
Almost always	74.1	55.0	46.8	43.9	57.0	
N of Valid	4047	3910	2756	2564	13277	
N of Miss	128	63	56	52	299	

Table 41: How often do you feel that the school work you are assigned is meaningful and important?






Response	6	8	10	12	Total	
Never	4.6	6.4	6.6	5.2	5.7	
Seldom	7.0	15.9	19.4	21.3	14.9	
Sometimes	23.8	32.5	37.8	38.0	32.0	
Often	30.5	28.1	25.5	25.3	27.8	
Almost always	34.2	17.0	10.7	10.3	19.6	
N of Valid	4049	3908	2758	2557	13272	
N of Miss	126	64	56	61	307	

Table 42: Putting them all together, what were your grades like last year?

Response	6	8	10	12	Total	
Mostly F's	1.8	1.3	1.5	1.1	1.5	
Mostly D's	2.5	5.1	5.5	3.8	4.1	
Mostly C's	12.7	23.1	24.9	26.9	21.1	
Mostly B's	35.7	40.7	40.7	40.5	39.2	
Mostly A's	47.3	29.9	27.3	27.6	34.1	
N of Valid	3861	3780	2699	2534	12874	
N of Miss	60	33	39	42	174	

Table 43: How important do you think the things you are learning in school are going to be for your later life?

Response	6	8	10	12	Total	
Very important	59.0	37.8	25.1	20.4	38.3	
Quite important	23.1	28.4	25.6	24.7	25.5	
Fairly important	12.8	22.0	29.9	32.6	22.9	
Slightly important	4.1	9.6	15.8	18.9	11.0	
Not at all important	1.0	2.2	3.5	3.4	2.3	
N of Valid	4096	3928	2764	2567	13355	
N of Miss	75	45	49	52	221	

Table 44: How interesting are most of your courses to you?

Response	6	8	10	12	Total	
Very interesting and stimulating	21.5	12.0	9.4	10.7	14.1	
Quite interesting	35.6	26.7	25.7	26.4	29.1	
Fairly interesting	28.5	35.8	38.9	38.7	34.8	
Slightly dull	9.9	18.2	18.7	17.8	15.7	
Very dull	4.4	7.3	7.2	6.5	6.2	
N of Valid	4014	3919	2759	2569	13261	
N of Miss	156	52	55	50	313	

Table 45: During the LAST FOUR WEEKS how many whole days of school have you missed because you skipped or 'cut'?


Response	6	8	10	12	Total	
None	77.7	78.5	74.8	63.7	74.7	
1	9.4	7.7	9.0	12.5	9.4	
2	4.7	4.7	5.8	8.5	5.6	
3	3.9	3.9	3.9	6.8	4.4	
4-5	2.9	3.6	4.1	5.4	3.8	
6-10	0.9	1.0	1.5	1.7	1.2	
11 or more	0.5	0.7	1.0	1.5	0.8	
N of Valid	4090	3940	2758	2568	13356	
N of Miss	82	32	54	51	219	

Table 46: What are the chances you would be seen as cool if you: smoked cigarettes?


Response	6	8	10	12	Total	
No or very little chance	88.2	72.8	60.9	60.5	72.6	
Little chance	5.6	13.4	16.8	18.5	12.8	
Some chance	3.1	7.9	12.8	13.4	8.5	
Pretty good chance	1.7	3.4	5.7	4.3	3.5	
Very good chance	1.4	2.6	3.8	3.2	2.6	
N of Valid	3988	3879	2739	2561	13167	
N of Miss	147	70	72	55	344	

Table 47: What are the chances you would be seen as cool if you: worked hard at school?

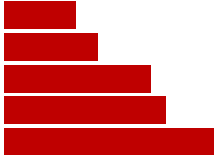
Response	6	8	10	12	Total	
No or very little chance	5.9	11.8	10.0	10.0	9.3	
Little chance	6.8	14.0	17.2	16.3	12.9	
Some chance	14.7	22.0	25.5	27.6	21.6	
Pretty good chance	23.6	24.4	25.0	23.3	24.1	
Very good chance	48.9	27.8	22.4	22.7	32.1	
N of Valid	4039	3897	2741	2561	13238	
N of Miss	135	73	73	58	339	

Table 48: What are the chances you would be seen as cool if you: began drinking alcoholic beverages regularly, that is, at least once or twice a month?


Response	6	8	10	12	Total	
No or very little chance	84.7	65.3	45.4	41.4	62.4	
Little chance	7.7	14.8	16.5	16.7	13.4	
Some chance	3.7	10.0	16.9	18.9	11.2	
Pretty good chance	1.9	6.0	14.0	14.8	8.1	
Very good chance	1.9	3.9	7.2	8.2	4.8	
N of Valid	4001	3906	2735	2561	13203	
N of Miss	171	64	77	56	368	

Table 49: What are the chances you would be seen as cool if you: defended someone who was being verbally abused at school?


Response	6	8	10	12	Total	
No or very little chance	18.2	16.0	14.8	12.8	15.8	
Little chance	9.4	13.9	15.0	14.4	12.9	
Some chance	16.0	23.3	25.8	28.0	22.5	
Pretty good chance	22.7	25.0	25.5	26.4	24.7	
Very good chance	33.7	21.8	19.0	18.4	24.1	
N of Valid	3979	3896	2733	2554	13162	
N of Miss	192	75	80	64	411	

Table 50: What are the chances you would be seen as cool if you: smoked marijuana?


Response	6	8	10	12	Total	
No or very little chance	90.7	68.0	47.4	43.9	65.9	
Little chance	3.5	10.3	12.3	13.7	9.3	
Some chance	2.1	7.7	13.7	15.9	8.9	
Pretty good chance	1.4	6.1	11.8	13.5	7.3	
Very good chance	2.3	7.8	14.7	13.1	8.6	
N of Valid	3980	3897	2723	2554	13154	
N of Miss	197	74	87	63	421	

Table 51: What are the chances you would be seen as cool if you: carried a handgun?






Response	6	8	10	12	Total	
No or very little chance	84.9	75.7	68.3	72.4	76.3	
Little chance	6.5	9.5	12.4	11.1	9.5	
Some chance	3.5	5.7	8.1	6.9	5.8	
Pretty good chance	2.1	3.9	5.5	4.6	3.8	
Very good chance	3.0	5.1	5.7	5.0	4.6	
N of Valid	3952	3889	2729	2556	13126	
N of Miss	212	79	81	61	433	

Table 52: What are the chances you would be seen as cool if you: regularly volunteered to do community service?






Response	6	8	10	12	Total	
No or very little chance	25.1	32.8	26.7	22.4	27.2	
Little chance	16.3	21.1	23.7	21.0	20.2	
Some chance	18.7	22.6	23.8	26.8	22.5	
Pretty good chance	17.9	12.8	15.1	17.2	15.7	
Very good chance	22.0	10.7	10.8	12.5	14.5	
N of Valid	3980	3895	2731	2562	13168	
N of Miss	196	76	83	57	412	

Table 53: Think of your four best friends (the friends you feel closest to). In the past year (12 months), how many of your best friends have: participated in clubs, organizations or activities at school?






Response	6	8	10	12	Total	
0	16.1	13.3	11.9	10.9	13.4	
1	12.0	12.0	12.6	11.2	12.0	
2	17.0	17.7	21.1	17.1	18.1	
3	15.7	16.9	17.1	15.8	16.4	
4	39.2	40.1	37.2	45.1	40.2	
N of Valid	3979	3885	2729	2545	13138	
N of Miss	185	83	80	73	421	



Table 54: Think of your four best friends (the friends you feel closest to). In the past year (12 months), how many of your best friends have: smoked cigarettes?






Response	6	8	10	12	Total	
0	90.8	73.7	55.7	52.0	71.0	
1	5.4	12.8	16.2	17.8	12.2	
2	1.9	5.6	11.8	13.4	7.3	
3	0.8	3.4	6.7	6.6	3.9	
4	1.1	4.4	9.7	10.2	5.6	
N of Valid	3993	3878	2730	2545	13146	
N of Miss	179	92	80	73	424	

Table 55: Think of your four best friends (the friends you feel closest to). In the past year (12 months), how many of your best friends have: tried beer, wine or hard liquor (for example, vodka, whiskey, or gin) when their parents didn't know about it?






Response	6	8	10	12	Total	
0	84.0	59.1	33.7	27.3	55.3	
1	7.9	14.5	17.0	16.2	13.3	
2	3.8	9.4	14.4	16.7	10.1	
3	1.8	6.3	11.5	12.4	7.2	
4	2.5	10.7	23.5	27.3	14.1	
N of Valid	4018	3876	2724	2542	13160	
N of Miss	155	93	85	73	406	

Table 56: Think of your four best friends (the friends you feel closest to). In the past year (12 months), how many of your best friends have: made a commitment to stay drug-free?






Response	6	8	10	12	Total	
0	10.0	21.7	28.2	32.4	21.6	
1	5.1	9.8	15.9	17.3	11.1	
2	5.7	8.5	12.5	12.8	9.3	
3	8.6	12.3	10.7	10.0	10.4	
4	70.7	47.7	32.7	27.5	47.7	
N of Valid	3986	3872	2721	2538	13117	
N of Miss	174	98	81	79	432	

Table 57: Think of your four best friends (the friends you feel closest to). In the past year (12 months), how many of your best friends have: used marijuana?






Response	6	8	10	12	Total	
0	94.2	74.0	49.5	42.5	68.9	
1	3.0	10.0	15.6	16.0	10.2	
2	1.0	5.4	10.3	12.9	6.5	
3	0.6	3.3	9.2	10.1	5.0	
4	1.2	7.3	15.4	18.6	9.3	
N of Valid	3976	3851	2718	2537	13082	
N of Miss	186	116	89	79	470	

Table 58: Think of your four best friends (the friends you feel closest to). In the past year (12 months), how many of your best friends have: tried to do well in school?






Response	6	8	10	12	Total	
0	2.9	4.2	3.9	3.3	3.6	
1	3.0	4.6	5.8	5.4	4.5	
2	7.3	10.2	12.7	12.1	10.2	
3	15.9	18.8	21.4	19.4	18.6	
4	71.0	62.3	56.0	59.8	63.1	
N of Valid	3983	3868	2714	2537	13102	
N of Miss	179	99	91	80	449	

Table 59: Think of your four best friends (the friends you feel closest to). In the past year (12 months), how many of your best friends have: used LSD, cocaine, amphetamines, or other illegal drugs?






Response	6	8	10	12	Total	
0	96.6	90.4	84.3	84.6	89.9	
1	1.7	5.0	7.6	7.2	5.0	
2	0.7	1.9	3.4	3.3	2.1	
3	0.3	0.9	2.0	2.2	1.2	
4	0.8	1.8	2.8	2.9	1.9	
N of Valid	3984	3879	2727	2545	13135	
N of Miss	188	95	84	73	440	

Table 60: Think of your four best friends (the friends you feel closest to). In the past year (12 months), how many of your best friends have: been suspended from school?






Response	6	8	10	12	Total	
0	53.5	45.1	50.3	62.6	52.1	
1	20.2	19.0	18.8	16.9	18.9	
2	11.4	13.1	12.8	8.9	11.7	
3	6.2	7.5	6.2	4.8	6.3	
4	8.7	15.4	11.8	6.8	11.0	
N of Valid	3980	3883	2727	2539	13129	
N of Miss	185	87	82	75	429	

Table 61: Think of your four best friends (the friends you feel closest to). In the past year (12 months), how many of your best friends have: liked school?






Response	6	8	10	12	Total	
0	16.4	24.8	25.8	24.2	22.3	
1	11.0	13.0	14.4	13.1	12.7	
2	19.4	20.3	23.6	23.3	21.3	
3	20.8	18.4	16.9	18.6	18.9	
4	32.4	23.6	19.2	20.8	24.8	
N of Valid	3983	3885	2724	2534	13126	
N of Miss	184	85	85	82	436	

Table 62: Think of your four best friends (the friends you feel closest to). In the past year (12 months), how many of your best friends have: carried a handgun?






Response	6	8	10	12	Total	
0	93.9	91.9	88.5	89.4	91.3	
1	3.1	3.5	4.6	5.0	3.9	
2	1.3	1.8	2.6	1.8	1.8	
3	0.7	0.6	1.4	1.0	0.9	
4	1.0	2.1	2.9	2.9	2.1	
N of Valid	3981	3874	2727	2543	13125	
N of Miss	195	97	86	76	454	

Table 63: Think of your four best friends (the friends you feel closest to). In the past year (12 months), how many of your best friends have: sold illegal drugs?






Response	6	8	10	12	Total	
0	96.9	89.3	78.0	79.3	87.3	
1	1.8	5.1	9.3	9.9	5.9	
2	0.7	2.7	5.3	5.0	3.1	
3	0.2	1.1	2.6	2.1	1.3	
4	0.5	1.8	4.7	3.7	2.4	
N of Valid	3966	3859	2719	2535	13079	
N of Miss	207	111	92	84	494	

Table 64: Think of your four best friends (the friends you feel closest to). In the past year (12 months), how many of your best friends have: regularly attended religious services?






Response	6	8	10	12	Total	
0	30.6	21.1	18.1	18.4	22.8	
1	9.4	11.3	13.9	18.7	12.7	
2	13.3	16.9	23.1	22.8	18.3	
3	15.7	17.7	18.2	17.1	17.1	
4	31.1	32.9	26.8	23.0	29.1	
N of Valid	3849	3847	2714	2535	12945	
N of Miss	318	124	96	84	622	

Table 65: Think of your four best friends (the friends you feel closest to). In the past year (12 months), how many of your best friends have: stolen or tried to steal a motor vehicle such as a car or motorcycle?






Response	6	8	10	12	Total	
0	95.7	93.0	89.6	92.5	93.0	
1	2.5	3.7	5.1	3.5	3.6	
2	1.0	1.8	2.3	2.0	1.7	
3	0.3	0.5	1.0	0.7	0.6	
4	0.5	1.0	2.1	1.3	1.1	
N of Valid	4006	3883	2724	2542	13155	
N of Miss	172	91	89	77	429	

Table 66: Think of your four best friends (the friends you feel closest to). In the past year (12 months), how many of your best friends have: been arrested?






Response	6	8	10	12	Total	
0	91.2	81.3	74.2	77.0	82.0	
1	5.7	10.1	12.1	12.5	9.6	
2	1.6	4.3	6.7	5.3	4.2	
3	0.7	1.7	3.3	1.8	1.8	
4	0.8	2.7	3.7	3.3	2.4	
N of Valid	3998	3876	2725	2542	13141	
N of Miss	180	98	88	77	443	

Table 67: Think of your four best friends (the friends you feel closest to). In the past year (12 months), how many of your best friends have: dropped out of school?






Response	6	8	10	12	Total	
0	94.6	93.7	87.3	83.1	90.6	
1	3.5	3.5	7.6	10.3	5.7	
2	1.0	1.3	2.4	3.2	1.8	
3	0.4	0.6	1.4	1.3	0.9	
4	0.5	0.9	1.2	2.1	1.1	
N of Valid	3995	3877	2728	2544	13144	
N of Miss	183	96	85	75	439	

Table 68: Think of your four best friends (the friends you feel closest to). In the past year (12 months), how many of your best friends have: been members of a gang?






Response	6	8	10	12	Total	
0	85.3	72.3	72.1	78.3	77.4	
1	5.6	9.3	8.8	7.4	7.7	
2	3.0	5.2	5.8	4.2	4.4	
3	1.6	3.4	3.7	2.8	2.8	
4	4.5	9.8	9.7	7.3	7.7	
N of Valid	4002	3883	2725	2538	13148	
N of Miss	175	89	88	79	431	

Table 69: How old were you when you first: smoked marijuana?


Response	6	8	10	12	Total	
Never	98.5	87.2	69.7	60.2	81.8	
10 or younger	0.7	1.9	2.6	2.2	1.7	
11	0.6	1.9	2.0	1.7	1.5	
12	0.2	3.8	4.1	2.6	2.6	
13	0.0	4.3	6.2	4.4	3.4	
14	0.0	0.7	7.1	6.0	2.8	
15	0.0	0.1	6.5	7.2	2.8	
16	0.0	0.0	1.6	10.2	2.3	
17 or older	0.0	0.1	0.2	5.5	1.1	
N of Valid	4052	3897	2736	2544	13229	
N of Miss	114	73	74	72	333	

Table 70: How old were you when you first: smoked a cigarette, even just a puff?


Response	6	8	10	12	Total	
Never	91.4	76.3	62.3	57.3	74.3	
10 or younger	5.5	8.3	10.1	8.4	7.8	
11	2.4	4.7	3.5	3.8	3.6	
12	0.5	4.6	5.2	3.7	3.3	
13	0.1	5.1	6.4	4.6	3.7	
14	0.0	1.0	6.5	5.4	2.7	
15	0.0	0.0	5.0	5.8	2.2	
16	0.0	0.0	1.0	6.9	1.5	
17 or older	0.0	0.1	0.1	4.2	0.8	
N of Valid	4038	3893	2733	2539	13203	
N of Miss	134	75	78	76	363	

Table 71: How old were you when you first: had more than a sip or two of beer, wine or hard liquor (for example, vodka, whiskey, or gin)?










Response	6	8	10	12	Total	
Never	81.4	58.6	38.8	30.4	56.0	
10 or younger	11.8	12.1	11.1	8.5	11.1	
11	5.0	6.8	4.7	2.8	5.0	
12	1.6	9.3	7.3	4.9	5.7	
13	0.1	10.9	11.0	8.0	7.1	
14	0.0	2.1	13.1	9.3	5.1	
15	0.0	0.2	11.6	11.7	4.7	
16	0.0	0.0	2.2	15.3	3.4	
17 or older	0.0	0.1	0.2	9.1	1.8	
N of Valid	4031	3887	2724	2543	13185	
N of Miss	136	77	85	75	373	

Table 72: How old were you when you first: began drinking alcoholic beverages regularly, that is, at least once or twice a month?










Response	6	8	10	12	Total	
Never	98.2	91.0	77.3	70.4	86.4	
10 or younger	0.8	1.5	1.0	1.0	1.1	
11	0.6	1.1	0.8	0.3	0.7	
12	0.2	1.9	1.8	0.9	1.2	
13	0.2	3.6	3.3	1.5	2.1	
14	0.0	0.8	6.8	2.9	2.2	
15	0.0	0.0	6.9	5.0	2.4	
16	0.0	0.0	1.8	10.1	2.3	
17 or older	0.0	0.1	0.3	7.8	1.6	
N of Valid	4042	3895	2733	2537	13207	
N of Miss	136	77	81	82	376	

Table 73: How old were you when you first: used phenoxydine (pox, px, breeze)?


Response	6	8	10	12	Total	
Never	100.0	100.0	100.0	100.0	100.0	
10 or younger	0.0	0.0	0.0	0.0	0.0	
11	0.0	0.0	0.0	0.0	0.0	
12	0.0	0.0	0.0	0.0	0.0	
13	0.0	0.0	0.0	0.0	0.0	
14	0.0	0.0	0.0	0.0	0.0	
15	0.0	0.0	0.0	0.0	0.0	
16	0.0	0.0	0.0	0.0	0.0	
17 or older	0.0	0.0	0.0	0.0	0.0	
N of Valid	3946	3871	2722	2528	13067	
N of Miss	222	99	85	87	493	

Table 74: How old were you when you first: got suspended from school?










Response	6	8	10	12	Total	
Never	77.8	63.6	63.1	63.1	67.7	
10 or younger	14.5	13.9	11.2	9.1	12.6	
11	5.8	6.4	4.2	2.8	5.1	
12	1.5	8.5	4.9	5.0	5.0	
13	0.1	6.1	6.0	4.4	3.9	
14	0.0	1.3	6.2	5.3	2.7	
15	0.0	0.2	3.4	4.3	1.6	
16	0.0	0.0	0.9	4.1	1.0	
17 or older	0.1	0.1	0.1	1.8	0.4	
N of Valid	4009	3879	2715	2536	13139	
N of Miss	139	76	89	80	384	



Table 75: How old were you when you first: got arrested?










Response	6	8	10	12	Total	
Never	98.1	93.5	87.0	87.8	92.5	
10 or younger	0.7	1.2	1.3	0.4	0.9	
11	0.7	0.8	1.0	0.5	0.7	
12	0.4	1.8	1.3	0.7	1.0	
13	0.0	1.8	1.7	1.2	1.1	
14	0.0	0.8	3.2	2.1	1.3	
15	0.0	0.2	3.7	2.3	1.2	
16	0.0	0.0	0.7	3.4	0.8	
17 or older	0.0	0.1	0.1	1.8	0.4	
N of Valid	4025	3881	2718	2531	13155	
N of Miss	149	88	94	85	416	

Table 76: How old were you when you first: carried a handgun?










Response	6	8	10	12	Total	
Never	96.1	94.1	91.8	91.8	93.8	
10 or younger	1.9	1.8	1.8	0.8	1.6	
11	1.6	1.2	0.4	0.7	1.1	
12	0.4	0.8	1.1	0.8	0.7	
13	0.0	1.2	1.5	0.8	0.8	
14	0.0	0.6	1.4	1.0	0.7	
15	0.0	0.1	1.2	1.2	0.5	
16	0.0	0.1	0.7	1.4	0.4	
17 or older	0.0	0.1	0.0	1.4	0.3	
N of Valid	4010	3874	2718	2515	13117	
N of Miss	160	93	93	101	447	

Table 77: How old were you when you first: attacked someone with the idea of seriously hurting them?










Response	6	8	10	12	Total	
Never	85.1	76.5	74.2	76.5	78.7	
10 or younger	8.2	7.8	6.9	5.3	7.3	
11	4.7	3.7	2.7	2.4	3.5	
12	1.8	4.5	3.4	1.9	2.9	
13	0.2	5.2	3.6	2.3	2.8	
14	0.0	2.0	4.5	3.3	2.2	
15	0.0	0.2	3.4	2.6	1.2	
16	0.0	0.0	1.3	3.4	0.9	
17 or older	0.0	0.1	0.1	2.3	0.5	
N of Valid	4020	3877	2709	2534	13140	
N of Miss	145	81	91	82	399	

Table 78: How old were you when you first: belonged to a gang?










Response	6	8	10	12	Total	
Never	95.6	90.9	89.4	91.3	92.1	
10 or younger	1.9	2.2	2.7	1.8	2.1	
11	1.3	1.6	0.9	1.1	1.3	
12	0.9	1.9	1.7	0.9	1.3	
13	0.2	2.4	1.7	1.1	1.3	
14	0.0	0.8	1.2	1.2	0.7	
15	0.0	0.1	1.7	0.9	0.5	
16	0.0	0.0	0.7	1.1	0.4	
17 or older	0.1	0.0	0.1	0.7	0.2	
N of Valid	4022	3884	2725	2533	13164	
N of Miss	151	81	88	86	406	

Table 79: How wrong do you think it is for someone your age to: take a handgun to school?





Response	6	8	10	12	Total	
Very wrong	92.1	84.4	84.3	89.4	87.7	
Wrong	5.8	11.3	10.7	7.3	8.7	
A little bit wrong	1.2	3.4	3.4	2.3	2.5	
Not wrong at all	0.8	0.9	1.6	1.0	1.1	
N of Valid	4083	3919	2735	2546	13283	
N of Miss	90	52	77	73	292	

Table 80: How wrong do you think it is for someone your age to: steal anything worth more than \$5?





Response	6	8	10	12	Total	
Very wrong	66.4	51.6	48.6	59.6	57.1	
Wrong	25.4	32.8	33.6	28.5	29.9	
A little bit wrong	6.9	12.9	14.5	9.7	10.8	
Not wrong at all	1.3	2.7	3.3	2.2	2.3	
N of Valid	4071	3907	2732	2543	13253	
N of Miss	103	64	80	76	323	

Table 81: How wrong do you think it is for someone your age to: pick a fight with someone?





Response	6	8	10	12	Total	
Very wrong	56.2	37.1	37.8	47.4	45.1	
Wrong	28.4	33.5	32.7	31.5	31.4	
A little bit wrong	11.7	22.3	22.6	17.4	18.2	
Not wrong at all	3.7	7.1	6.9	3.6	5.4	
N of Valid	4056	3894	2717	2533	13200	
N of Miss	120	75	96	86	377	

Table 82: How wrong do you think it is for someone your age to: attack someone with the idea of seriously hurting them?





Response	6	8	10	12	Total	
Very wrong	81.0	62.4	58.6	63.2	67.5	
Wrong	11.9	22.0	23.2	23.1	19.3	
A little bit wrong	5.0	11.3	13.3	10.2	9.6	
Not wrong at all	2.1	4.3	4.9	3.5	3.6	
N of Valid	4067	3907	2730	2537	13241	
N of Miss	108	66	83	81	338	

Table 83: How wrong do you think it is for someone your age to: stay away from school all day when their parents think they are at school?





Response	6	8	10	12	Total	
Very wrong	82.6	60.1	45.1	43.3	60.7	
Wrong	12.4	25.2	31.5	30.9	23.7	
A little bit wrong	3.8	11.1	18.1	19.9	12.0	
Not wrong at all	1.2	3.6	5.2	5.9	3.6	
N of Valid	4068	3908	2723	2535	13234	
N of Miss	105	63	88	81	337	

Table 84: How wrong do you think it is for someone your age to: drink beer, wine or hard liquor (for example, vodka, whiskey, or gin) regularly?





Response	6	8	10	12	Total	
Very wrong	88.7	64.3	45.2	41.2	63.5	
Wrong	7.4	18.6	22.7	22.5	16.7	
A little bit wrong	2.8	12.1	21.1	23.9	13.3	
Not wrong at all	1.2	4.9	11.1	12.4	6.4	
N of Valid	4070	3902	2722	2535	13229	
N of Miss	107	70	89	82	348	

Table 85: How wrong do you think it is for someone your age to: smoke cigarettes?





Response	6	8	10	12	Total	
Very wrong	89.8	72.1	56.5	49.6	70.0	
Wrong	6.9	16.7	21.7	21.7	15.7	
A little bit wrong	2.2	7.3	13.1	16.8	8.7	
Not wrong at all	1.0	3.9	8.7	12.0	5.5	
N of Valid	4072	3901	2725	2534	13232	
N of Miss	105	71	87	83	346	

Table 86: How wrong do you think it is for someone your age to: smoke marijuana?





Response	6	8	10	12	Total	
Very wrong	94.4	75.8	56.7	49.4	72.5	
Wrong	3.4	11.4	17.6	18.0	11.5	
A little bit wrong	1.2	7.0	12.1	16.4	8.1	
Not wrong at all	1.0	5.8	13.5	16.3	7.9	
N of Valid	4070	3906	2721	2535	13232	
N of Miss	108	66	92	84	350	

Table 87: How wrong do you think it is for someone your age to: use LSD, cocaine, amphetamines or another illegal drug?





Response	6	8	10	12	Total	
Very wrong	96.8	92.8	88.3	87.1	92.0	
Wrong	2.0	4.9	7.5	7.8	5.1	
A little bit wrong	0.4	1.2	2.1	3.1	1.5	
Not wrong at all	0.8	1.1	2.1	2.0	1.4	
N of Valid	4065	3903	2721	2539	13228	
N of Miss	113	71	91	80	355	

Table 88: At school during the past 12 months, did you receive help from the resource teacher, speech therapist or other special education teacher?



Response	6	8	10	12	Total	
No	79.2	87.6	91.4	92.3	86.8	
Yes	20.8	12.4	8.6	7.7	13.2	
N of Valid	3776	3706	2626	2442	12550	
N of Miss	399	267	187	177	1030	

Table 89: How many times in the past year (12 months) have you: been suspended from school?









Response	6	8	10	12	Total	
Never	82.7	74.6	78.4	84.2	79.7	
1 to 2 times	12.7	17.5	14.6	12.1	14.4	
3 to 5 times	2.2	4.7	3.7	2.3	3.3	
6 to 9 times	0.9	1.6	1.4	0.6	1.1	
10 to 19 times	0.9	1.0	0.9	0.3	0.8	
20 to 29 times	0.2	0.2	0.4	0.2	0.2	
30 to 39 times	0.1	0.1	0.1	0.0	0.1	
40+ times	0.3	0.4	0.5	0.2	0.4	
N of Valid	4066	3910	2719	2530	13225	
N of Miss	109	61	92	88	350	

Table 90: How many times in the past year (12 months) have you: carried a handgun?









Response	6	8	10	12	Total	
Never	96.5	94.8	93.6	93.7	94.9	
1 to 2 times	2.1	2.6	2.5	2.3	2.4	
3 to 5 times	0.5	0.9	0.7	0.8	0.7	
6 to 9 times	0.2	0.5	0.9	0.7	0.5	
10 to 19 times	0.2	0.5	0.6	0.8	0.5	
20 to 29 times	0.1	0.3	0.3	0.4	0.2	
30 to 39 times	0.1	0.1	0.2	0.2	0.1	
40+ times	0.2	0.5	1.3	1.2	0.7	
N of Valid	4056	3901	2717	2530	13204	
N of Miss	119	72	95	89	375	

Table 91: How many times in the past year (12 months) have you: sold illegal drugs?









Response	6	8	10	12	Total	
Never	99.6	97.1	91.1	91.2	95.5	
1 to 2 times	0.2	1.4	3.1	2.8	1.7	
3 to 5 times	0.0	0.4	1.5	1.4	0.7	
6 to 9 times	0.1	0.3	1.0	0.8	0.5	
10 to 19 times	0.0	0.2	0.8	0.8	0.4	
20 to 29 times	0.0	0.0	0.6	0.5	0.2	
30 to 39 times	0.0	0.1	0.4	0.1	0.1	
40+ times	0.0	0.5	1.6	2.4	0.9	
N of Valid	4038	3873	2702	2520	13133	
N of Miss	139	99	112	99	449	

Table 92: How many times in the past year (12 months) have you: stolen or tried to steal a motor vehicle such as a car or motorcycle?








Response	6	8	10	12	Total	
Never	98.7	97.6	96.0	97.8	97.7	
1 to 2 times	0.8	1.4	2.2	1.3	1.4	
3 to 5 times	0.1	0.4	0.6	0.3	0.3	
6 to 9 times	0.1	0.2	0.5	0.2	0.2	
10 to 19 times	0.1	0.1	0.2	0.0	0.1	
20 to 29 times	0.0	0.1	0.1	0.1	0.1	
30 to 39 times	0.0	0.1	0.0	0.0	0.0	
40+ times	0.1	0.2	0.4	0.3	0.2	
N of Valid	4053	3896	2718	2527	13194	
N of Miss	122	76	94	92	384	

Table 93: How many times in the past year (12 months) have you: participated in clubs, organizations or activities at school?









Response	6	8	10	12	Total	
Never	23.2	23.1	22.4	17.1	21.8	
1 to 2 times	27.3	24.4	20.4	16.2	22.9	
3 to 5 times	19.7	19.2	15.0	15.8	17.8	
6 to 9 times	9.8	10.2	10.3	10.9	10.2	
10 to 19 times	6.1	7.2	9.4	10.1	7.9	
20 to 29 times	3.0	3.4	5.3	7.4	4.4	
30 to 39 times	2.3	1.4	2.9	3.2	2.3	
40+ times	8.7	11.0	14.4	19.2	12.6	
N of Valid	4017	3897	2715	2526	13155	
N of Miss	154	76	95	92	417	

Table 94: How many times in the past year (12 months) have you: been arrested?








Response	6	8	10	12	Total	
Never	98.0	94.9	90.6	92.6	94.5	
1 to 2 times	1.3	3.9	6.6	5.6	4.0	
3 to 5 times	0.3	0.7	1.4	0.9	0.8	
6 to 9 times	0.2	0.2	0.7	0.4	0.3	
10 to 19 times	0.1	0.1	0.2	0.1	0.1	
20 to 29 times	0.0	0.0	0.2	0.1	0.1	
30 to 39 times	0.0	0.0	0.0	0.1	0.0	
40+ times	0.1	0.2	0.2	0.2	0.2	
N of Valid	4032	3889	2713	2528	13162	
N of Miss	134	77	98	88	397	



Table 95: How many times in the past year (12 months) have you: done extra work on your own for school?









Response	6	8	10	12	Total	
Never	25.1	31.2	27.6	24.6	27.3	
1 to 2 times	28.5	25.7	22.6	19.5	24.7	
3 to 5 times	16.0	16.3	18.7	16.5	16.8	
6 to 9 times	9.5	9.6	11.1	11.6	10.2	
10 to 19 times	6.5	6.7	7.4	9.2	7.3	
20 to 29 times	3.7	3.6	4.5	7.0	4.5	
30 to 39 times	2.0	1.5	1.8	3.0	2.0	
40+ times	8.8	5.4	6.2	8.5	7.2	
N of Valid	4010	3877	2715	2521	13123	
N of Miss	159	87	99	98	443	

Table 96: How many times in the past year (12 months) have you: attacked someone with the idea of seriously hurting them?









Response	6	8	10	12	Total	
Never	87.4	80.8	80.9	85.0	83.7	
1 to 2 times	7.5	12.0	11.2	8.9	9.9	
3 to 5 times	2.4	3.6	3.3	3.1	3.1	
6 to 9 times	1.0	1.6	1.7	0.9	1.3	
10 to 19 times	0.6	0.6	1.1	1.0	0.8	
20 to 29 times	0.2	0.3	0.5	0.5	0.3	
30 to 39 times	0.2	0.1	0.1	0.1	0.2	
40+ times	0.7	0.9	1.1	0.6	0.8	
N of Valid	4026	3881	2710	2523	13140	
N of Miss	150	87	102	96	435	

Table 97: How many times in the past year (12 months) have you: been drunk or high at school?









Response	6	8	10	12	Total	
Never	97.9	90.8	81.8	81.6	89.4	
1 to 2 times	1.3	5.2	7.7	7.7	5.0	
3 to 5 times	0.2	1.5	3.2	3.3	1.8	
6 to 9 times	0.1	0.8	2.2	1.9	1.1	
10 to 19 times	0.2	0.6	1.7	1.9	1.0	
20 to 29 times	0.0	0.2	1.0	1.0	0.5	
30 to 39 times	0.0	0.1	0.3	0.5	0.2	
40+ times	0.2	0.7	2.3	2.1	1.1	
N of Valid	4023	3882	2701	2518	13124	
N of Miss	151	84	108	98	441	

Table 98: How many times in the past year (12 months) have you: volunteered to do community service?









Response	6	8	10	12	Total	
Never	51.3	55.8	44.6	34.6	48.0	
1 to 2 times	22.9	21.0	20.4	17.6	20.8	
3 to 5 times	10.4	9.3	12.8	14.6	11.4	
6 to 9 times	5.4	5.3	8.4	10.5	7.0	
10 to 19 times	3.6	3.0	5.9	8.0	4.7	
20 to 29 times	1.6	1.8	3.0	4.8	2.6	
30 to 39 times	1.1	1.0	1.2	2.2	1.3	
40+ times	3.7	2.8	3.8	7.7	4.2	
N of Valid	4009	3894	2710	2522	13135	
N of Miss	165	77	104	95	441	

Table 99: How many times in the past year (12 months) have you: taken a handgun to school?


Response	6	8	10	12	Total	
Never	99.3	99.2	98.6	98.8	99.0	
1 to 2 times	0.5	0.4	0.5	0.5	0.5	
3 to 5 times	0.0	0.1	0.1	0.0	0.1	
6 to 9 times	0.0	0.1	0.1	0.3	0.1	
10 to 19 times	0.0	0.0	0.1	0.0	0.0	
20 to 29 times	0.0	0.1	0.1	0.0	0.1	
30 to 39 times	0.0	0.0	0.0	0.0	0.0	
40+ times	0.0	0.2	0.4	0.2	0.2	
N of Valid	4047	3897	2715	2523	13182	
N of Miss	130	76	99	94	399	

Table 100: Are you currently on probation, or assigned a probation officer with Juvenile Court?


Response	6	8	10	12	Total	
No	98.3	96.1	94.6	96.4	96.5	
Yes	1.7	3.9	5.4	3.6	3.5	
N of Valid	3451	3490	2462	2326	11729	
N of Miss	726	482	352	292	1852	

Table 101: Have you ever belonged to a gang?


Response	6	8	10	12	Total	
No	92.3	85.9	85.2	88.9	88.3	
No, but would like to	1.0	2.3	2.0	1.2	1.6	
Yes, in the past	3.9	4.6	4.3	3.0	4.0	
Yes, belong now	2.1	6.2	7.9	5.9	5.3	
Yes, but would like to get out	0.6	1.0	0.7	1.0	0.8	
N of Valid	4028	3881	2706	2506	13121	
N of Miss	144	91	107	111	453	

Table 102: If you have ever belonged to a gang, did that gang have a name?




Response	6	8	10	12	Total	
No	9.3	7.8	9.5	11.9	9.4	
Yes	6.8	12.2	12.9	9.7	10.2	
I have never belonged to a gang	83.9	80.0	77.6	78.4	80.4	
N of Valid	3948	3816	2659	2464	12887	
N of Miss	214	146	143	140	643	

Table 103: How many times have you done the following things? done what feels good no matter what.







Response	6	8	10	12	Total	
Never	42.7	33.3	25.6	23.0	32.5	
I've done it, but not in the past year	16.3	16.8	14.2	12.6	15.3	
Less than once a month	6.6	9.0	11.9	14.4	9.9	
About once a month	5.4	8.1	9.3	10.6	8.0	
2 or 3 times a month	7.2	9.2	11.4	10.8	9.4	
Once a week or more	21.9	23.7	27.5	28.7	24.9	
N of Valid	3868	3834	2680	2483	12865	
N of Miss	299	137	130	132	698	

Table 104: How many times have you done the following things? done something dangerous because someone dared you to do it.







Response	6	8	10	12	Total	
Never	74.2	59.4	51.0	56.4	61.6	
I've done it, but not in the past year	15.9	20.0	22.2	20.7	19.3	
Less than once a month	3.8	8.6	11.1	11.6	8.2	
About once a month	2.2	4.5	6.9	5.0	4.4	
2 or 3 times a month	1.6	3.8	4.6	3.1	3.1	
Once a week or more	2.3	3.8	4.3	3.2	3.3	
N of Valid	3953	3859	2689	2498	12999	
N of Miss	219	110	125	120	574	

Table 105: How many times have you done the following things? done crazy things even if they are a little dangerous.







Response	6	8	10	12	Total	
Never	59.7	41.7	33.2	34.6	44.0	
I've done it, but not in the past year	21.1	22.4	21.4	22.1	21.8	
Less than once a month	6.6	11.1	13.8	15.9	11.2	
About once a month	3.6	7.5	10.3	10.7	7.5	
2 or 3 times a month	3.3	6.8	9.9	8.3	6.7	
Once a week or more	5.6	10.4	11.3	8.4	8.8	
N of Valid	3951	3858	2679	2495	12983	
N of Miss	224	116	133	124	597	

Table 106: You're looking at CD's in a music store with a friend. You look up and see her slip a CD under her coat. She smiles and says 'Which one do you want? Go ahead, take it while nobody's around.' There is nobody in sight, no employees and no other customers. What would you do now?





Response	6	8	10	12	Total	
Ignore her	14.9	18.7	21.0	26.7	19.6	
Grab a CD and leave the store	2.8	8.0	11.5	8.0	7.1	
Tell her to put the CD back	58.8	40.3	34.4	33.3	43.4	
Act like it is a joke, and ask her to put the CD back	23.4	33.0	33.0	32.1	29.9	
N of Valid	3974	3869	2688	2499	13030	
N of Miss	177	88	121	116	502	

Table 107: You are visiting another part of town, and you don't know any of the people your age there. You are walking down the street, and some teenager you don't know is walking toward you. He is about your size, and as he is about to pass you, he deliberately bumps into you and you almost lose your balance. What would you say or do?





Response	6	8	10	12	Total	
Push the person back	16.0	21.2	19.6	13.7	17.9	
Say 'Excuse me' and keep on walking	50.9	37.8	42.4	48.6	44.8	
Say 'Watch where you are going' and keep on walking	27.9	28.7	26.0	26.0	27.4	
Swear at the person and walk away	5.1	12.2	12.0	11.7	9.9	
N of Valid	3944	3836	2680	2474	12934	
N of Miss	205	104	124	128	561	

Table 108: You are at a party at someone's house, and one of your friends offers you a drink containing alcohol. What would you say or do?





Response	6	8	10	12	Total	
Drink it	3.8	17.7	32.9	37.3	20.3	
Tell your friend, 'No thanks, I don't drink' and suggest that you and your friend go and do something else	46.4	36.5	28.6	22.9	35.3	
Just say, 'No thanks' and walk away	29.3	32.1	29.7	34.5	31.2	
Make up a good excuse, tell your friend you had something else to do, and leave	20.5	13.8	8.8	5.4	13.2	
N of Valid	3958	3844	2676	2484	12962	
N of Miss	201	114	133	129	577	

Table 109: It's 8:00 on a weeknight and you are about to go over to a friend's home when your mother asks you where you are going. You say 'Oh, just going to go hang out with some friends.' She says, 'No, you'll just get into trouble if you go out. Stay home tonight.' What would you do now?





Response	6	8	10	12	Total	
Leave the house anyway	3.5	7.0	7.7	7.9	6.2	
Explain what you are going to do with your friends, tell her when you will get home, and ask if you can go out	50.5	61.5	68.4	71.6	61.5	
Not say anything and start watching TV	41.4	24.1	16.5	14.5	26.0	
Get into an argument with her	4.6	7.4	7.4	6.0	6.3	
N of Valid	3935	3850	2663	2482	12930	
N of Miss	217	104	134	128	583	

Table 110: How often do you attend religious services or activities?





Response	6	8	10	12	Total	
Never	20.3	14.2	11.8	13.9	15.5	
Rarely	22.1	21.0	25.3	26.6	23.3	
1-2 Times a Month	12.0	13.9	15.2	15.3	13.8	
About Once a Week or More	45.6	51.0	47.8	44.1	47.4	
N of Valid	3916	3846	2672	2474	12908	
N of Miss	260	123	141	144	668	

Table 111: I do the opposite of what people tell me, just to get them mad.





Response	6	8	10	12	Total	
Very False	54.4	36.5	32.7	39.3	41.7	
Somewhat False	25.0	29.0	30.3	30.4	28.3	
Somewhat True	17.4	29.6	31.7	27.0	25.8	
Very True	3.3	4.9	5.3	3.3	4.2	
N of Valid	3926	3835	2666	2478	12905	
N of Miss	245	136	148	138	667	

Table 112: I like to see how much I can get away with.





Response	6	8	10	12	Total	
Very False	59.7	38.7	31.8	35.1	43.0	
Somewhat False	20.9	26.5	25.8	26.9	24.7	
Somewhat True	14.0	26.1	31.4	29.9	24.2	
Very True	5.4	8.8	11.1	8.2	8.1	
N of Valid	3920	3837	2667	2464	12888	
N of Miss	253	135	147	151	686	

Table 113: I ignore rules that get in my way.





Response	6	8	10	12	Total	
Very False	67.6	45.5	37.8	40.5	49.6	
Somewhat False	18.7	27.4	30.4	28.0	25.5	
Somewhat True	10.1	20.5	24.1	25.6	19.1	
Very True	3.6	6.6	7.7	5.9	5.8	
N of Valid	3913	3837	2667	2473	12890	
N of Miss	257	133	144	145	679	

Table 114: I think sometimes it's okay to cheat at school.





Response	6	8	10	12	Total	
NO!	70.6	35.6	19.9	19.4	39.9	
no	21.4	35.4	33.6	33.8	30.5	
yes	6.5	24.8	38.4	39.7	24.9	
YES!	1.6	4.2	8.1	7.2	4.8	
N of Valid	3941	3850	2670	2472	12933	
N of Miss	226	121	142	146	635	

Table 115: It is important to think before you act.





Response	6	8	10	12	Total	
NO!	2.2	2.7	1.6	1.3	2.0	
no	3.2	5.6	4.4	2.8	4.1	
yes	24.6	35.8	35.5	32.5	31.7	
YES!	70.1	55.9	58.6	63.5	62.2	
N of Valid	3935	3838	2665	2472	12910	
N of Miss	230	131	145	146	652	

Table 116: Sometimes I think that life is not worth it.





Response	6	8	10	12	Total	
NO!	56.9	47.9	43.7	48.4	49.9	
no	20.9	21.6	23.5	25.2	22.5	
yes	14.8	21.3	23.1	19.6	19.4	
YES!	7.4	9.2	9.7	6.8	8.3	
N of Valid	3839	3796	2646	2453	12734	
N of Miss	328	175	165	165	833	



Table 117: At times I think I am no good at all.

Response	6	8	10	12	Total	
NO!	39.7	36.7	33.4	36.7	36.9	
no	22.8	24.0	24.8	27.8	24.6	
yes	26.6	27.7	30.6	27.4	27.9	
YES!	10.8	11.6	11.2	8.0	10.6	
N of Valid	3869	3819	2652	2460	12800	
N of Miss	300	151	162	159	772	

Table 118: All in all, I am inclined to think that I am a failure.

Response	6	8	10	12	Total	
NO!	57.9	51.3	48.3	55.5	53.5	
no	25.2	29.5	32.0	30.2	28.9	
yes	12.0	13.4	13.9	10.4	12.5	
YES!	4.9	5.8	5.8	3.9	5.2	
N of Valid	3811	3790	2641	2454	12696	
N of Miss	357	181	172	165	875	

Table 119: In the past year, have you felt depressed or sad MOST days, even if you felt okay sometimes?

Response	6	8	10	12	Total	
NO!	31.0	30.0	26.8	29.5	29.5	
no	23.6	22.5	22.5	25.2	23.3	
yes	28.7	28.5	29.1	28.6	28.7	
YES!	16.8	19.0	21.6	16.7	18.4	
N of Valid	3841	3817	2652	2461	12771	
N of Miss	327	155	161	157	800	

Table 120: It is all right to beat up people if they start the fight.





Response	6	8	10	12	Total	
NO!	48.7	25.5	21.7	24.6	31.6	
no	19.5	18.8	18.7	21.0	19.4	
yes	16.8	25.8	28.5	26.9	23.9	
YES!	15.0	29.9	31.1	27.5	25.2	
N of Valid	3865	3815	2648	2458	12786	
N of Miss	302	150	163	160	775	

Table 121: I think it is okay to take something without asking if you can get away with it.





Response	6	8	10	12	Total	
NO!	76.0	56.1	49.4	56.6	60.8	
no	19.8	33.4	38.8	34.6	30.6	
yes	3.1	7.7	8.5	6.6	6.2	
YES!	1.2	2.8	3.3	2.3	2.3	
N of Valid	3849	3808	2644	2452	12753	
N of Miss	326	163	167	166	822	

Table 122: Sometimes we don't know what we will do as adults, but we may have an idea. Please answer how true these statements may be for you. WHEN I AM AN ADULT I WILL: smoke cigarettes.





Response	6	8	10	12	Total	
NO!	85.7	75.6	70.6	72.4	77.0	
no	11.1	18.0	18.7	17.7	16.0	
yes	2.6	4.8	8.0	7.1	5.2	
YES!	0.5	1.6	2.8	2.9	1.7	
N of Valid	3877	3808	2648	2446	12779	
N of Miss	293	162	165	172	792	

Table 123: Sometimes we don't know what we will do as adults, but we may have an idea. Please answer how true these statements may be for you. WHEN I AM AN ADULT I WILL: drink beer, wine, or liquor.





Response	6	8	10	12	Total	
NO!	64.3	39.6	26.8	25.5	41.7	
no	17.9	20.2	17.8	14.9	18.0	
yes	15.3	31.9	40.9	42.4	30.8	
YES!	2.4	8.3	14.5	17.2	9.5	
N of Valid	3851	3795	2647	2442	12735	
N of Miss	312	175	165	174	826	

Table 124: Sometimes we don't know what we will do as adults, but we may have an idea. Please answer how true these statements may be for you. WHEN I AM AN ADULT I WILL: smoke marijuana.





Response	6	8	10	12	Total	
NO!	92.2	77.2	65.0	63.1	76.5	
no	6.0	13.1	17.9	18.5	13.0	
yes	1.1	6.0	9.6	11.6	6.4	
YES!	0.6	3.7	7.5	6.9	4.2	
N of Valid	3858	3792	2644	2444	12738	
N of Miss	315	177	169	173	834	

Table 125: Sometimes we don't know what we will do as adults, but we may have an idea. Please answer how true these statements may be for you. WHEN I AM AN ADULT I WILL: use LSD, cocaine, amphetamines or another illegal drug.





Response	6	8	10	12	Total	
NO!	95.0	91.8	90.3	90.9	92.3	
no	4.7	7.5	8.4	7.5	6.8	
yes	0.1	0.3	0.9	1.1	0.5	
YES!	0.2	0.4	0.5	0.5	0.4	
N of Valid	3864	3804	2641	2450	12759	
N of Miss	310	168	173	169	820	

Table 126: How much do you think people risk harming themselves (physically or in other ways) if they: smoked one or more packs of cigarettes per day?


Response	6	8	10	12	Total	
No risk	17.8	10.6	5.8	5.5	10.8	
Slight risk	6.5	7.2	6.0	5.1	6.3	
Moderate risk	15.4	18.9	19.2	16.4	17.4	
Great risk	60.3	63.3	68.9	73.0	65.5	
N of Valid	3752	3761	2632	2419	12564	
N of Miss	412	209	181	197	999	

Table 127: How much do you think people risk harming themselves (physically or in other ways) if they: try marijuana once or twice?


Response	6	8	10	12	Total	
No risk	19.3	19.6	26.6	33.3	23.6	
Slight risk	18.5	26.2	30.7	30.8	25.7	
Moderate risk	24.4	22.4	19.2	16.0	21.1	
Great risk	37.8	31.8	23.5	20.0	29.6	
N of Valid	3731	3744	2616	2419	12510	
N of Miss	440	227	198	199	1064	

Table 128: How much do you think people risk harming themselves (physically or in other ways) if they: smoke marijuana regularly?


Response	6	8	10	12	Total	
No risk	18.5	14.0	13.0	14.5	15.2	
Slight risk	4.2	8.9	15.4	18.7	10.7	
Moderate risk	9.4	15.3	20.9	24.6	16.5	
Great risk	67.9	61.8	50.8	42.3	57.5	
N of Valid	3699	3703	2591	2399	12392	
N of Miss	471	261	219	217	1168	

Table 129: How much do you think people risk harming themselves (physically or in other ways) if they: take one or two drinks of an alcoholic beverage (beer, wine, liquor) nearly every day?

Response	6	8	10	12	Total	
No risk	19.2	15.0	12.2	11.2	14.9	
Slight risk	18.3	22.9	22.1	21.2	21.0	
Moderate risk	25.8	28.9	31.5	28.8	28.5	
Great risk	36.7	33.3	34.1	38.8	35.5	
N of Valid	3724	3738	2615	2413	12490	
N of Miss	447	231	198	205	1081	

Table 130: How much do you think people risk harming themselves (physically or in other ways) if they: have five or more drinks once or twice each weekend?

Response	6	8	10	12	Total	
No risk	18.5	12.3	9.2	7.9	12.7	
Slight risk	8.9	11.3	13.4	13.6	11.5	
Moderate risk	20.8	25.6	25.7	27.4	24.5	
Great risk	51.8	50.7	51.7	51.2	51.3	
N of Valid	3732	3747	2619	2415	12513	
N of Miss	445	222	193	202	1062	

Table 131: Have you ever used smokeless tobacco (chew, snuff, plug, dipping tobacco, or chewing tobacco)?

Response	6	8	10	12	Total	
Never	95.6	91.7	83.8	85.3	90.0	
Once or Twice	3.1	5.4	7.7	7.5	5.6	
Once in a while but not regularly	0.7	1.5	3.4	2.8	1.9	
Regularly in the past	0.5	0.7	2.1	2.0	1.2	
Regularly now	0.2	0.7	3.0	2.3	1.3	
N of Valid	3801	3763	2622	2421	12607	
N of Miss	376	211	191	197	975	

Table 132: How often have you taken smokeless tobacco during the past 30 days?







Response	6	8	10	12	Total	
Not at all	98.7	97.1	93.1	94.2	96.2	
Once or twice	0.8	1.9	3.0	2.3	1.9	
Once or twice per week	0.3	0.2	0.7	0.5	0.4	
Three to five times per week	0.2	0.2	0.4	0.6	0.3	
About once a day	0.0	0.3	0.8	0.5	0.4	
More than once a day	0.1	0.4	2.1	1.9	0.9	
N of Valid	3777	3753	2619	2416	12565	
N of Miss	401	221	194	203	1019	

Table 133: Have you ever smoked cigarettes?






Response	6	8	10	12	Total	
Never	92.5	79.0	65.9	61.0	76.9	
Once or Twice	5.6	13.6	15.3	17.9	12.4	
Once in a while but not regularly	0.9	3.3	8.3	8.0	4.5	
Regularly in the past	0.7	2.5	5.4	5.2	3.1	
Regularly now	0.3	1.7	5.2	8.0	3.2	
N of Valid	3788	3753	2616	2415	12572	
N of Miss	390	221	197	204	1012	

Table 134: How frequently have you smoked cigarettes during the past 30 days?








Response	6	8	10	12	Total	
Not at all	98.5	94.6	87.1	84.3	92.2	
Less than one cigarette per day	1.0	3.1	6.9	6.4	3.9	
One to five cigarettes per day	0.3	1.6	3.8	5.5	2.4	
About one-half pack per day	0.1	0.3	1.2	2.1	0.8	
About one pack per day	0.0	0.1	0.7	1.1	0.4	
About one and one-half packs per day	0.0	0.0	0.1	0.4	0.1	
Two packs or more per day	0.2	0.2	0.2	0.1	0.2	
N of Valid	3795	3755	2620	2414	12584	
N of Miss	383	219	192	205	999	

Table 135: Which statement best describes rules about smoking inside your home?






Response	6	8	10	12	Total	
Smoking is not allowed anywhere inside your home	69.2	67.5	70.3	72.0	69.5	
Smoking is allowed in some places and at some times	7.0	7.0	6.7	6.9	6.9	
Smoking is allowed anywhere inside the home	2.2	2.0	3.1	3.8	2.7	
There are no rules about smoking inside the home	4.5	6.6	8.0	7.6	6.5	
I don't know	17.1	16.9	11.8	9.7	14.5	
N of Valid	3736	3739	2617	2396	12488	
N of Miss	428	231	194	214	1067	

Table 136: Which statement best describes rules about smoking in your family cars?







Response	6	8	10	12	Total	
Smoking is never allowed in any car	63.6	61.1	58.8	61.0	61.4	
Smoking is allowed sometimes or in some cars	11.4	10.7	12.7	14.0	12.0	
Smoking is allowed in any car anytime	2.9	3.9	5.3	4.7	4.0	
There are no rules about smoking in the car	5.6	7.4	9.7	8.9	7.6	
We do not have a family car	1.1	1.2	1.1	2.1	1.3	
I don't know	15.5	15.7	12.3	9.3	13.7	
N of Valid	3725	3731	2612	2401	12469	
N of Miss	441	239	200	210	1090	

Table 137: During this school year, were you taught in any of your classes about the dangers of tobacco use?

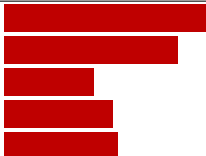
Response	6	8	10	12	Total	
Strongly agree	47.6	31.7	20.4	13.8	30.6	
Agree	23.5	29.2	28.2	22.4	26.0	
Disagree	6.2	11.0	17.2	17.5	12.1	
Strongly disagree	7.1	10.8	19.0	30.6	15.2	
I don't know	15.6	17.3	15.3	15.7	16.1	
N of Valid	3629	3663	2569	2364	12225	
N of Miss	541	304	239	254	1338	

Table 138: During the past 12 months, have you participated in any community activities to discourage people your age from using cigarettes, chewing tobacco, snuff, dip or cigars?

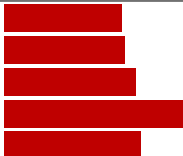
Response	6	8	10	12	Total	
Strongly agree	25.6	16.1	11.4	10.7	16.9	
Agree	19.1	17.4	17.0	14.1	17.2	
Disagree	14.2	18.9	24.5	21.0	19.1	
Strongly disagree	18.2	24.9	29.7	40.1	26.9	
I don't know	22.9	22.7	17.4	14.2	20.0	
N of Valid	3580	3668	2576	2366	12190	
N of Miss	591	300	237	252	1380	

Table 139: On how many occasions have you had alcoholic beverages (beer, wine or hard liquor) to drink in your lifetime - more than just a few sips?

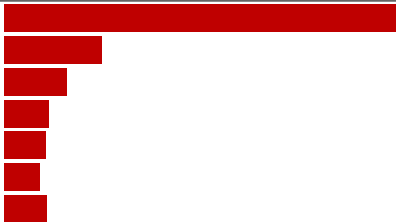
Response	6	8	10	12	Total	
0	87.7	65.1	44.5	36.9	62.2	
1-2	8.5	15.6	17.0	14.4	13.5	
3-5	2.0	8.4	10.8	12.6	7.8	
6-9	1.0	3.8	7.6	8.6	4.7	
10-19	0.3	3.3	7.4	8.2	4.2	
20-39	0.2	1.8	5.6	7.7	3.3	
40+	0.3	2.1	7.1	11.7	4.4	
N of Valid	3753	3740	2602	2404	12499	
N of Miss	419	229	209	211	1068	



Table 140: On how many occasions have you had beer, wine or hard liquor to drink during the past 30 days?








Response	6	8	10	12	Total	
0	97.4	87.5	75.1	68.0	84.1	
1-2	1.8	8.0	13.3	16.2	8.8	
3-5	0.5	2.0	5.9	8.4	3.6	
6-9	0.1	0.9	2.8	3.3	1.5	
10-19	0.1	0.7	1.9	2.5	1.1	
20-39	0.1	0.4	0.3	0.8	0.4	
40+	0.1	0.4	0.7	0.9	0.5	
N of Valid	3752	3738	2589	2406	12485	
N of Miss	425	234	221	210	1090	

Table 141: On how many occasions have you used marijuana (grass, pot) or hashish (hash, hash oil) in your lifetime?








Response	6	8	10	12	Total	
0	98.3	88.0	72.0	62.9	83.0	
1-2	1.0	4.1	6.7	7.2	4.3	
3-5	0.2	1.8	3.7	5.1	2.3	
6-9	0.1	1.6	2.9	3.5	1.8	
10-19	0.2	1.3	3.7	5.4	2.3	
20-39	0.1	1.0	2.4	3.6	1.5	
40+	0.1	2.2	8.5	12.3	4.8	
N of Valid	3748	3713	2581	2395	12437	
N of Miss	429	257	229	220	1135	

Table 142: On how many occasions have you used marijuana (grass, pot) or hashish (hash, hash oil) during the past 30 days?








Response	6	8	10	12	Total	
0	99.4	94.0	85.3	80.7	91.3	
1-2	0.3	2.6	5.0	6.2	3.1	
3-5	0.2	1.3	2.2	4.2	1.7	
6-9	0.1	0.6	2.0	2.2	1.0	
10-19	0.0	0.5	1.5	1.8	0.8	
20-39	0.0	0.3	1.4	1.6	0.7	
40+	0.0	0.6	2.6	3.3	1.4	
N of Valid	3752	3729	2591	2399	12471	
N of Miss	426	244	221	218	1109	

Table 143: On how many occasions have you used LSD or other psychedelics in your lifetime?


Response	6	8	10	12	Total	
0	99.7	99.5	98.1	96.2	98.6	
1-2	0.2	0.3	0.9	2.0	0.7	
3-5	0.1	0.1	0.2	1.0	0.3	
6-9	0.0	0.0	0.2	0.3	0.1	
10-19	0.0	0.1	0.3	0.3	0.1	
20-39	0.0	0.0	0.1	0.0	0.0	
40+	0.0	0.0	0.2	0.1	0.1	
N of Valid	3745	3722	2596	2397	12460	
N of Miss	433	252	218	220	1123	

Table 144: On how many occasions have you used LSD or other psychedelics during the past 30 days?


Response	6	8	10	12	Total	
0	99.8	99.9	99.4	99.0	99.6	
1-2	0.1	0.1	0.4	0.7	0.3	
3-5	0.0	0.0	0.0	0.1	0.0	
6-9	0.0	0.0	0.1	0.0	0.0	
10-19	0.0	0.0	0.0	0.0	0.0	
20-39	0.0	0.0	0.0	0.0	0.0	
40+	0.0	0.0	0.0	0.1	0.0	
N of Valid	3735	3720	2599	2403	12457	
N of Miss	442	254	215	213	1124	

Table 145: On how many occasions have you used cocaine or crack in your lifetime?


Response	6	8	10	12	Total	
0	99.6	99.1	98.1	97.0	98.7	
1-2	0.3	0.6	1.2	1.7	0.9	
3-5	0.0	0.1	0.3	0.5	0.2	
6-9	0.1	0.1	0.0	0.2	0.1	
10-19	0.0	0.1	0.1	0.2	0.1	
20-39	0.0	0.0	0.0	0.2	0.0	
40+	0.0	0.0	0.2	0.1	0.1	
N of Valid	3747	3726	2598	2401	12472	
N of Miss	431	248	216	217	1112	

Table 146: On how many occasions have you used cocaine or crack during the past 30 days?




Response	6	8	10	12	Total	
0	99.9	99.6	99.2	99.5	99.6	
1-2	0.1	0.3	0.5	0.3	0.2	
3-5	0.0	0.1	0.2	0.1	0.1	
6-9	0.0	0.0	0.0	0.0	0.0	
10-19	0.0	0.0	0.1	0.0	0.0	
20-39	0.0	0.0	0.0	0.0	0.0	
40+	0.0	0.0	0.0	0.0	0.0	
N of Valid	3739	3721	2596	2401	12457	
N of Miss	439	252	217	216	1124	

Table 147: On how many occasions have you sniffed glue, breathed the contents of an aerosol spray can, or inhaled other gases or sprays, in order to get high in your lifetime?








Response	6	8	10	12	Total	
0	92.5	86.6	87.5	91.7	89.6	
1-2	4.6	8.0	6.6	4.7	6.1	
3-5	1.2	2.6	2.6	1.6	2.0	
6-9	0.6	1.0	1.3	0.9	0.9	
10-19	0.5	0.8	0.9	0.5	0.7	
20-39	0.3	0.3	0.3	0.3	0.3	
40+	0.2	0.7	0.7	0.3	0.5	
N of Valid	3742	3719	2600	2398	12459	
N of Miss	435	253	214	218	1120	

Table 148: On how many occasions have you sniffed glue, breathed the contents of an aerosol spray can, or inhaled other gases or sprays, in order to get high during the past 30 days?







Response	6	8	10	12	Total	
0	96.7	95.2	96.5	98.3	96.5	
1-2	2.1	2.9	2.4	1.3	2.2	
3-5	0.6	1.0	0.5	0.3	0.6	
6-9	0.2	0.6	0.3	0.1	0.3	
10-19	0.1	0.2	0.1	0.0	0.1	
20-39	0.0	0.1	0.0	0.0	0.0	
40+	0.2	0.2	0.2	0.0	0.1	
N of Valid	3729	3717	2594	2400	12440	
N of Miss	448	254	219	217	1138	

Table 149: On how many occasions have you used phenoxydine (pox, px, breeze) in your lifetime?


Response	6	8	10	12	Total	
0	100.0	100.0	100.0	100.0	100.0	
1-2	0.0	0.0	0.0	0.0	0.0	
3-5	0.0	0.0	0.0	0.0	0.0	
6-9	0.0	0.0	0.0	0.0	0.0	
10-19	0.0	0.0	0.0	0.0	0.0	
20-39	0.0	0.0	0.0	0.0	0.0	
40+	0.0	0.0	0.0	0.0	0.0	
N of Valid	3712	3716	2593	2396	12417	
N of Miss	465	257	221	222	1165	

Table 150: On how many occasions have you used phenoxydine (pox, px, breeze) during the past 30 days?


Response	6	8	10	12	Total	
0	100.0	100.0	100.0	100.0	100.0	
1-2	0.0	0.0	0.0	0.0	0.0	
3-5	0.0	0.0	0.0	0.0	0.0	
6-9	0.0	0.0	0.0	0.0	0.0	
10-19	0.0	0.0	0.0	0.0	0.0	
20-39	0.0	0.0	0.0	0.0	0.0	
40+	0.0	0.0	0.0	0.0	0.0	
N of Valid	3700	3713	2591	2391	12395	
N of Miss	477	259	223	227	1186	

Table 151: On how many occasions have you used sedatives (tranquilizers, such as Valium or Xanax, barbiturates, or sleeping pills) without a doctor telling you to take them, in your lifetime?








Response	6	8	10	12	Total	
0	96.3	90.8	83.9	84.7	89.8	
1-2	2.5	4.4	5.2	4.9	4.1	
3-5	0.5	2.2	3.4	3.2	2.1	
6-9	0.2	0.9	2.4	2.3	1.3	
10-19	0.1	0.5	2.1	1.9	1.0	
20-39	0.1	0.3	1.2	1.2	0.6	
40+	0.2	0.9	1.9	1.8	1.1	
N of Valid	3703	3717	2595	2396	12411	
N of Miss	472	255	218	222	1167	

Table 152: On how many occasions have you used sedatives (tranquilizers, such as Valium or Xanax, barbiturates, or sleeping pills) without a doctor telling you to take them, during the past 30 days?

Response	6	8	10	12	Total	
0	98.5	95.2	92.2	94.4	95.4	
1-2	1.1	3.0	3.9	2.9	2.6	
3-5	0.1	1.1	1.8	1.2	1.0	
6-9	0.1	0.4	1.0	0.9	0.6	
10-19	0.1	0.1	0.7	0.5	0.3	
20-39	0.1	0.1	0.2	0.1	0.1	
40+	0.1	0.1	0.2	0.0	0.1	
N of Valid	3700	3716	2594	2394	12404	
N of Miss	477	258	220	223	1178	

Table 153: On how many occasions have you used methamphetamines (meth, speed, crank, crystal meth) in your lifetime?

Response	6	8	10	12	Total	
0	99.6	99.4	98.5	98.9	99.2	
1-2	0.3	0.4	0.9	0.6	0.5	
3-5	0.0	0.1	0.2	0.2	0.1	
6-9	0.0	0.0	0.1	0.2	0.1	
10-19	0.0	0.0	0.0	0.1	0.0	
20-39	0.0	0.0	0.1	0.0	0.0	
40+	0.1	0.0	0.2	0.0	0.1	
N of Valid	3695	3712	2593	2398	12398	
N of Miss	483	262	221	220	1186	

Table 154: On how many occasions have you used methamphetamines (meth, speed, crank, crystal meth) in the past 30 days?



Response	6	8	10	12	Total	
0	99.9	99.9	99.4	99.8	99.8	
1-2	0.1	0.1	0.4	0.0	0.1	
3-5	0.0	0.0	0.1	0.1	0.0	
6-9	0.0	0.0	0.0	0.1	0.0	
10-19	0.0	0.0	0.1	0.0	0.0	
20-39	0.0	0.0	0.0	0.0	0.0	
40+	0.0	0.0	0.0	0.0	0.0	
N of Valid	3689	3706	2594	2396	12385	
N of Miss	489	268	220	221	1198	

Table 155: On how many occasions have you used stimulants, other than Methamphetamines (such as amphetamines, Ritalin or Dexedrine) without a doctor telling you to take them, in your lifetime?








Response	6	8	10	12	Total	
0	99.6	99.1	96.1	94.8	97.8	
1-2	0.2	0.5	1.5	1.8	0.9	
3-5	0.0	0.2	1.0	1.0	0.4	
6-9	0.1	0.1	0.5	0.5	0.3	
10-19	0.0	0.0	0.3	0.7	0.2	
20-39	0.0	0.1	0.2	0.4	0.1	
40+	0.0	0.1	0.4	0.8	0.3	
N of Valid	3685	3706	2586	2397	12374	
N of Miss	493	267	227	221	1208	

Table 156: On how many occasions have you used stimulants, other than Methamphetamines (such as amphetamines, Ritalin or Dexedrine) without a doctor telling you to take them, during the past 30 days?


Response	6	8	10	12	Total	
0	99.8	99.7	98.9	98.1	99.2	
1-2	0.2	0.2	0.6	1.0	0.4	
3-5	0.0	0.1	0.2	0.5	0.1	
6-9	0.0	0.1	0.1	0.3	0.1	
10-19	0.0	0.0	0.2	0.0	0.0	
20-39	0.0	0.0	0.0	0.1	0.0	
40+	0.0	0.0	0.1	0.0	0.0	
N of Valid	3676	3709	2591	2394	12370	
N of Miss	502	264	223	224	1213	

Table 157: On how many occasions have you used heroin or other opiates in your lifetime?


Response	6	8	10	12	Total	
0	99.8	99.5	99.0	98.2	99.2	
1-2	0.1	0.3	0.5	0.5	0.3	
3-5	0.0	0.1	0.3	0.4	0.1	
6-9	0.0	0.0	0.1	0.2	0.1	
10-19	0.0	0.0	0.1	0.1	0.0	
20-39	0.0	0.1	0.0	0.2	0.1	
40+	0.0	0.0	0.1	0.4	0.1	
N of Valid	3671	3710	2597	2396	12374	
N of Miss	507	264	217	223	1211	



Table 158: On how many occasions have you used heroin or other opiates during the past 30 days?



Response	6	8	10	12	Total	
0	100.0	99.8	99.8	99.2	99.7	
1-2	0.0	0.1	0.1	0.4	0.1	
3-5	0.0	0.1	0.0	0.1	0.0	
6-9	0.0	0.0	0.0	0.1	0.0	
10-19	0.0	0.0	0.0	0.1	0.0	
20-39	0.0	0.0	0.0	0.0	0.0	
40+	0.0	0.0	0.0	0.1	0.0	
N of Valid	3666	3708	2596	2394	12364	
N of Miss	512	266	218	224	1220	

Table 159: On how many occasions have you used MDMA ('X', 'E', or ecstasy) in your lifetime?







Response	6	8	10	12	Total	
0	99.8	99.2	96.8	95.7	98.2	
1-2	0.2	0.5	1.9	2.2	1.0	
3-5	0.0	0.1	0.7	1.1	0.4	
6-9	0.0	0.1	0.3	0.5	0.2	
10-19	0.0	0.0	0.2	0.3	0.1	
20-39	0.0	0.1	0.1	0.1	0.0	
40+	0.0	0.1	0.1	0.1	0.1	
N of Valid	3644	3698	2594	2393	12329	
N of Miss	533	275	220	224	1252	

Table 160: On how many occasions have you used MDMA ('X', 'E', or ecstasy) during the past 30 days?




Response	6	8	10	12	Total	
0	99.9	99.7	99.3	99.4	99.6	
1-2	0.1	0.2	0.6	0.3	0.2	
3-5	0.0	0.1	0.1	0.1	0.1	
6-9	0.0	0.0	0.0	0.2	0.0	
10-19	0.0	0.0	0.0	0.0	0.0	
20-39	0.0	0.0	0.0	0.0	0.0	
40+	0.0	0.0	0.0	0.0	0.0	
N of Valid	3635	3692	2586	2388	12301	
N of Miss	542	281	228	228	1279	

Table 161: On how many occasions have you taken prescription drugs (such as Valium, Xanax, Ritalin, Adderall, OxyContin, Darvocet, or sleeping pills) on your own-that is, without a doctor telling you to take them in your lifetime?








Response	6	8	10	12	Total	
0	97.3	91.8	83.0	81.5	89.6	
1-2	1.6	3.9	6.0	6.1	4.1	
3-5	0.5	1.9	3.4	3.7	2.1	
6-9	0.1	0.8	2.4	2.5	1.3	
10-19	0.1	0.5	1.9	2.4	1.0	
20-39	0.1	0.3	1.0	1.1	0.5	
40+	0.3	0.9	2.3	2.7	1.4	
N of Valid	3661	3695	2588	2393	12337	
N of Miss	515	277	223	223	1238	

Table 162: On how many occasions have you taken prescription drugs (such as Valium, Xanax, Ritalin, Adderall, OxyContin, Darvocet, or sleeping pills) on your own-that is, without a doctor telling you to take them during the past 30 days?








Response	6	8	10	12	Total	
0	98.9	96.0	92.2	92.0	95.3	
1-2	0.6	2.4	4.6	4.4	2.7	
3-5	0.2	1.0	1.4	1.7	1.0	
6-9	0.1	0.3	0.9	1.0	0.5	
10-19	0.0	0.2	0.6	0.5	0.3	
20-39	0.1	0.1	0.2	0.4	0.2	
40+	0.1	0.1	0.3	0.1	0.1	
N of Valid	3659	3696	2585	2393	12333	
N of Miss	518	276	228	223	1245	

Table 163: On how many occasions have you taken non-prescription medicines such as diet pills (for example, Dietac, Dexatrim or Prolamine), stay-awake pills (for example No-Doz, Vivarin, or Wake), or cough or cold medicines (robos, DXM, etc.) to get high in your lifetime?








Response	6	8	10	12	Total	
0	98.2	95.5	92.5	91.7	94.9	
1-2	1.1	1.8	2.4	3.0	1.9	
3-5	0.2	1.0	1.7	1.3	1.0	
6-9	0.1	0.5	0.9	1.3	0.6	
10-19	0.1	0.4	0.7	1.3	0.5	
20-39	0.1	0.4	0.7	0.5	0.4	
40+	0.2	0.5	1.1	0.8	0.6	
N of Valid	3657	3695	2587	2392	12331	
N of Miss	521	277	226	225	1249	

Table 164: On how many occasions have you taken non-prescription medicines such as diet pills (for example, Dietac, Dexatrim or Prolamine), stay-awake pills (for example No-Doz, Vivarin, or Wake), or cough or cold medicines (robos, DXM, etc.) to get high during the past 30 days?







Response	6	8	10	12	Total	
0	99.3	97.7	97.3	97.0	98.0	
1-2	0.4	1.4	1.1	1.8	1.1	
3-5	0.1	0.4	0.7	0.6	0.4	
6-9	0.0	0.3	0.4	0.3	0.2	
10-19	0.0	0.1	0.2	0.3	0.1	
20-39	0.0	0.1	0.1	0.0	0.0	
40+	0.1	0.1	0.2	0.1	0.1	
N of Valid	3652	3696	2589	2389	12326	
N of Miss	525	277	225	229	1256	

Table 165: On how many occasions have you been drunk or very high from drinking alcoholic beverages during the past 30 days?








Response	6	8	10	12	Total	
0	98.8	93.1	85.2	79.9	90.6	
1-2	0.8	3.9	6.9	10.5	4.9	
3-5	0.2	1.4	3.3	4.6	2.1	
6-9	0.1	0.5	1.7	2.3	1.0	
10-19	0.1	0.5	1.4	1.4	0.7	
20-39	0.0	0.2	0.6	0.8	0.3	
40+	0.0	0.4	0.8	0.5	0.4	
N of Valid	3649	3692	2574	2388	12303	
N of Miss	528	281	236	230	1275	

Table 166: On how many occasions have you drunk flavored alcoholic beverages, sometimes called 'alcopops' (like Mike's Hard Lemonade, Smirnoff Ice, Bacardi Breezers, etc.) in your lifetime?








Response	6	8	10	12	Total	
0	94.0	78.2	60.4	53.6	74.4	
1-2	3.9	10.3	12.9	11.9	9.3	
3-5	1.3	5.2	9.4	10.9	6.0	
6-9	0.5	2.6	6.2	8.0	3.8	
10-19	0.1	1.5	4.2	5.7	2.5	
20-39	0.1	0.8	2.7	4.3	1.7	
40+	0.1	1.3	4.0	5.6	2.4	
N of Valid	3658	3682	2584	2386	12310	
N of Miss	519	286	229	231	1265	

Table 167: On how many occasions have you drunk flavored alcoholic beverages, sometimes called 'alcopops' (like Mike's Hard Lemonade, Smirnoff Ice, Bacardi Breezers, etc.) during the past 30 days?


Response	6	8	10	12	Total	
0	98.5	91.2	84.3	81.0	89.9	
1-2	1.0	5.5	8.7	11.6	6.1	
3-5	0.3	1.6	3.9	4.2	2.2	
6-9	0.1	0.6	1.4	1.6	0.8	
10-19	0.0	0.5	0.8	0.5	0.4	
20-39	0.0	0.2	0.4	0.4	0.2	
40+	0.1	0.4	0.5	0.8	0.4	
N of Valid	3649	3698	2584	2396	12327	
N of Miss	527	276	230	222	1255	

Table 168: Think back over the last two weeks. How many times have you had five or more alcoholic drinks in a row?


Response	6	8	10	12	Total	
None	97.8	92.2	86.3	83.1	90.9	
Once	1.3	3.0	5.5	6.5	3.7	
Twice	0.5	2.1	3.5	4.5	2.4	
3-5 times	0.2	1.7	3.0	3.4	1.9	
6-9 times	0.1	0.4	1.0	1.4	0.6	
10 or more times	0.1	0.6	0.8	1.1	0.6	
N of Valid	3586	3634	2566	2369	12155	
N of Miss	592	340	248	247	1427	

Table 169: During the past 30 days, how many times did you ride in a car or other vehicle driven by someone who had been drinking alcohol?


Response	6	8	10	12	Total	
0 times	86.6	81.1	77.7	82.2	82.2	
1 time	6.7	8.1	9.3	8.3	8.0	
2 or 3 times	3.6	5.9	7.3	6.3	5.6	
4 or 5 times	0.8	1.7	2.5	1.7	1.6	
6 or more times	2.3	3.2	3.2	1.4	2.6	
N of Valid	3554	3618	2560	2363	12095	
N of Miss	624	356	254	255	1489	

Table 170: During the past 30 days, how many times did you drive a car or other vehicle when you had been drinking alcohol?







Response	6	8	10	12	Total	
I did not drive a car in the past 30 days	49.5	54.8	38.1	25.4	43.8	
0 times	48.9	42.6	57.6	67.2	52.5	
1 time	0.5	1.1	1.8	4.1	1.7	
2 or 3 times	0.5	0.7	1.3	2.2	1.1	
4 or 5 times	0.3	0.3	0.6	0.6	0.4	
6 or more times	0.3	0.4	0.6	0.5	0.4	
N of Valid	3416	3522	2530	2344	11812	
N of Miss	638	367	250	262	1517	

Table 171: If you drank alcohol (not just a sip or taste) in the past year, how did you usually get it?













Response	6	8	10	12	Total	
I did not drink alcohol in the past year	91.6	76.0	55.5	45.9	70.4	
I bought it myself with a fake ID	0.2	0.2	0.3	0.5	0.3	
I bought it myself without a fake ID	0.1	0.1	0.6	1.3	0.5	
I got it from someone I know age 21 or older	0.7	4.8	12.4	20.9	8.3	
I got it from someone I know under age 21	0.4	2.3	6.4	8.3	3.8	
I got it from my brother or sister	0.3	0.8	2.1	1.9	1.1	
I got it from home with my parents' permission	1.4	3.7	6.3	6.5	4.1	
I got it from home without my parents' permission	0.9	3.8	4.4	2.1	2.7	
I got it from another relative	0.8	2.7	4.1	3.2	2.6	
A stranger bought it for me	0.1	0.3	0.8	1.3	0.5	
I took it from a store or shop	0.0	0.1	0.2	0.2	0.1	
Other	3.4	5.3	6.9	7.9	5.6	
N of Valid	3454	3523	2473	2311	11761	
N of Miss	712	419	292	269	1692	

Table 172: If you drank alcohol (not just a sip or taste) in the past year, where did you usually drink it?











Response	6	8	10	12	Total	
I did not drink alcohol in the past year	93.4	77.5	57.0	47.0	71.9	
at my home	3.1	9.5	15.9	15.2	10.1	
at someone else's home	2.2	9.3	20.7	29.6	13.6	
at an open area like a park, beach, field, back road, woods, or a street corner	0.4	1.8	2.5	3.0	1.8	
at a sporting event or concert	0.2	0.2	0.7	0.4	0.4	
at a restaurant, bar, or a nightclub	0.2	0.4	0.8	1.3	0.6	
at an empty building or a construction site	0.1	0.2	0.1	0.1	0.1	
at a hotel/motel	0.1	0.4	0.5	1.7	0.6	
in a car	0.1	0.2	0.9	1.0	0.5	
at school	0.2	0.4	0.7	0.7	0.5	
N of Valid	3414	3489	2440	2267	11610	
N of Miss	755	446	300	284	1785	

Table 173: During the last month, about how many marijuana cigarettes, or the equivalent, did you smoke a day, on the average?








Response	6	8	10	12	Total	
None	98.7	91.8	83.8	80.8	90.0	
Less than 1 a day	0.6	3.3	5.5	7.7	3.8	
1 a day	0.4	1.3	1.9	2.9	1.5	
2-3 a day	0.1	1.9	4.5	4.1	2.4	
4-6 a day	0.1	0.8	2.6	2.3	1.3	
7-10 a day	0.0	0.3	0.6	0.7	0.4	
11 or more a day	0.1	0.5	1.2	1.4	0.7	
N of Valid	3495	3585	2546	2347	11973	
N of Miss	683	389	267	271	1610	

Table 174: How wrong would most adults (over 21) in your neighborhood think it is for kids your age: to use marijuana?

Response	6	8	10	12	Total	
Very wrong	91.9	77.1	66.7	60.8	76.0	
Wrong	4.9	11.8	16.4	19.0	12.2	
A little bit wrong	1.9	7.0	10.9	13.2	7.6	
Not wrong at all	1.3	4.1	6.0	7.0	4.2	
N of Valid	3436	3540	2524	2334	11834	
N of Miss	740	430	288	283	1741	

Table 175: How wrong would most adults (over 21) in your neighborhood think it is for kids your age: to drink alcohol?

Response	6	8	10	12	Total	
Very wrong	83.9	65.9	52.5	46.0	64.3	
Wrong	8.6	16.9	21.5	23.5	16.8	
A little bit wrong	4.7	11.5	18.6	20.9	12.9	
Not wrong at all	2.8	5.7	7.4	9.6	6.0	
N of Valid	3412	3528	2522	2328	11790	
N of Miss	764	446	292	288	1790	

Table 176: How wrong would most adults (over 21) in your neighborhood think it is for kids your age: to smoke cigarettes?

Response	6	8	10	12	Total	
Very wrong	84.3	70.4	56.3	48.3	67.0	
Wrong	8.8	15.0	20.3	22.7	15.8	
A little bit wrong	4.2	9.0	15.3	17.6	10.7	
Not wrong at all	2.8	5.5	8.1	11.4	6.4	
N of Valid	3408	3520	2522	2325	11775	
N of Miss	770	452	292	291	1805	



Table 177: How much do each of the following statements describe your neighborhood? crime and/or drug selling

Response	6	8	10	12	Total	
NO!	80.2	66.1	59.8	58.1	67.3	
no	10.3	17.4	20.0	20.8	16.6	
yes	6.4	10.7	13.0	13.8	10.5	
YES!	3.2	5.8	7.1	7.3	5.6	
N of Valid	3404	3527	2523	2322	11776	
N of Miss	768	443	289	295	1795	

Table 178: How much do each of the following statements describe your neighborhood? fights

Response	6	8	10	12	Total	
NO!	67.9	56.7	54.4	57.7	59.7	
no	12.9	19.6	22.8	22.3	18.8	
yes	12.6	15.0	14.4	13.3	13.9	
YES!	6.6	8.7	8.4	6.6	7.6	
N of Valid	3413	3518	2514	2317	11762	
N of Miss	761	449	294	299	1803	

Table 179: How much do each of the following statements describe your neighborhood? lots of empty or abandoned buildings

Response	6	8	10	12	Total	
NO!	77.3	67.7	64.1	66.5	69.5	
no	14.7	21.3	25.1	23.8	20.7	
yes	5.3	6.9	7.3	5.9	6.3	
YES!	2.7	4.1	3.5	3.8	3.5	
N of Valid	3395	3513	2513	2320	11741	
N of Miss	780	460	300	298	1838	

Table 180: How much do each of the following statements describe your neighborhood? lots of graffiti

Response	6	8	10	12	Total	
NO!	82.5	74.2	72.0	73.0	75.9	
no	11.7	19.1	22.0	21.7	18.1	
yes	3.1	4.1	3.7	3.4	3.6	
YES!	2.7	2.6	2.3	1.9	2.4	
N of Valid	3362	3504	2515	2314	11695	
N of Miss	813	468	299	303	1883	

Table 181: If I had to move, I would miss the neighborhood I now live in.

Response	6	8	10	12	Total	
NO!	16.9	17.5	16.0	19.1	17.3	
no	10.5	16.8	20.6	22.7	16.9	
yes	25.0	29.8	33.0	32.9	29.7	
YES!	47.7	35.9	30.4	25.4	36.1	
N of Valid	3394	3513	2514	2313	11734	
N of Miss	773	457	295	303	1828	

Table 182: My neighbors notice when I am doing a good job and let me know about it.

Response	6	8	10	12	Total	
NO!	35.7	40.0	37.7	40.3	38.3	
no	28.2	33.0	36.6	35.0	32.8	
yes	20.3	17.4	18.3	17.9	18.5	
YES!	15.8	9.7	7.4	6.8	10.4	
N of Valid	3367	3497	2509	2311	11684	
N of Miss	798	474	303	307	1882	

Table 183: I like my neighborhood.

Response	6	8	10	12	Total	
NO!	10.4	12.5	12.1	12.5	11.8	
no	7.9	12.6	14.1	15.5	12.1	
yes	31.2	39.3	44.8	47.4	39.8	
YES!	50.5	35.6	29.0	24.6	36.3	
N of Valid	3362	3489	2506	2310	11667	
N of Miss	800	480	306	307	1893	

Table 184: There are lots of adults in my neighborhood I could talk to about something important.

Response	6	8	10	12	Total	
NO!	25.9	30.3	30.4	32.5	29.5	
no	22.4	27.9	30.6	33.3	28.0	
yes	25.8	24.6	25.4	22.9	24.8	
YES!	25.9	17.1	13.6	11.3	17.7	
N of Valid	3353	3483	2503	2309	11648	
N of Miss	817	487	309	308	1921	

Table 185: I'd like to get out of my neighborhood.

Response	6	8	10	12	Total	
NO!	54.0	38.7	31.3	25.9	39.0	
no	25.5	32.5	37.0	36.9	32.3	
yes	10.5	16.6	18.4	23.1	16.5	
YES!	9.9	12.3	13.2	14.1	12.2	
N of Valid	3357	3477	2494	2304	11632	
N of Miss	814	489	317	313	1933	

Table 186: There are people in my neighborhood who are proud of me when I do something well.

Response	6	8	10	12	Total	
NO!	23.5	27.7	26.3	28.4	26.3	
no	21.6	28.4	31.1	30.7	27.5	
yes	29.7	29.2	30.2	29.4	29.6	
YES!	25.2	14.7	12.3	11.4	16.5	
N of Valid	3335	3471	2487	2309	11602	
N of Miss	840	502	323	309	1974	

Table 187: There are people in my neighborhood who encourage me to do my best.

Response	6	8	10	12	Total	
NO!	22.5	26.3	25.7	28.0	25.4	
no	18.0	25.6	29.2	28.6	24.8	
yes	29.8	29.1	30.2	30.0	29.7	
YES!	29.6	19.0	15.0	13.5	20.1	
N of Valid	3339	3465	2490	2303	11597	
N of Miss	836	506	324	314	1980	

Table 188: I feel safe in my neighborhood.

Response	6	8	10	12	Total	
NO!	11.1	11.6	9.6	8.9	10.5	
no	10.0	12.6	12.2	12.0	11.6	
yes	29.4	37.1	43.0	44.5	37.6	
YES!	49.5	38.7	35.2	34.6	40.2	
N of Valid	3337	3471	2486	2304	11598	
N of Miss	835	496	320	313	1964	

Table 189: Which of the following activities for people your age are available in your community? sports teams?



Response	6	8	10	12	Total	
No	21.4	21.7	17.9	23.2	21.1	
Yes	78.6	78.3	82.1	76.8	78.9	
N of Valid	3324	3432	2483	2300	11539	
N of Miss	853	537	328	318	2036	

Table 190: Which of the following activities for people your age are available in your community? scouting?



Response	6	8	10	12	Total	
No	45.4	53.9	52.3	49.3	50.2	
Yes	54.6	46.1	47.7	50.7	49.8	
N of Valid	3244	3384	2436	2286	11350	
N of Miss	931	587	375	333	2226	

Table 191: Which of the following activities for people your age are available in your community? boys and girls clubs?



Response	6	8	10	12	Total	
No	37.4	38.7	35.5	36.1	37.1	
Yes	62.6	61.3	64.5	63.9	62.9	
N of Valid	3262	3398	2463	2289	11412	
N of Miss	913	572	349	329	2163	

Table 192: Which of the following activities for people your age are available in your community? 4-H clubs?



Response	6	8	10	12	Total	
No	66.8	69.3	63.0	64.5	66.2	
Yes	33.2	30.7	37.0	35.5	33.8	
N of Valid	3064	3278	2423	2265	11030	
N of Miss	1112	692	390	354	2548	

Table 193: Which of the following activities for people your age are available in your community? service clubs?



Response	6	8	10	12	Total	
No	52.7	55.5	44.5	42.7	49.7	
Yes	47.3	44.5	55.5	57.3	50.3	
N of Valid	3132	3330	2441	2270	11173	
N of Miss	1045	641	371	349	2406	

Table 194: If a kid smoked marijuana in your neighborhood would he or she be caught by the police?





Response	6	8	10	12	Total	
NO!	13.2	19.3	19.6	21.9	18.1	
no	15.3	32.7	45.9	48.6	33.7	
yes	28.0	26.2	23.0	19.6	24.7	
YES!	43.5	21.9	11.6	9.8	23.4	
N of Valid	3286	3418	2490	2297	11491	
N of Miss	882	550	320	320	2072	

Table 195: If a kid drank some beer, wine or hard liquor (for example, vodka, whiskey, or gin) in your neighborhood would he or she be caught by the police?





Response	6	8	10	12	Total	
NO!	15.2	22.2	24.3	24.6	21.1	
no	21.2	40.2	50.9	52.5	39.5	
yes	28.4	21.0	16.9	15.6	21.2	
YES!	35.2	16.6	7.8	7.3	18.2	
N of Valid	3281	3408	2487	2295	11471	
N of Miss	889	562	325	321	2097	

Table 196: If a kid carried a handgun in your neighborhood would he or she be caught by the police?





Response	6	8	10	12	Total	
NO!	13.1	16.8	17.8	18.3	16.3	
no	13.1	25.9	34.0	36.5	26.1	
yes	26.3	27.6	28.1	27.5	27.3	
YES!	47.6	29.7	20.1	17.7	30.3	
N of Valid	3278	3398	2482	2296	11454	
N of Miss	892	566	327	319	2104	

Table 197: If you wanted to get some cigarettes, how easy would it be for you to get some?





Response	6	8	10	12	Total	
Very hard	79.6	52.0	30.1	17.7	48.2	
Sort of hard	8.5	13.7	13.8	9.3	11.4	
Sort of easy	5.6	16.5	23.7	19.4	15.6	
Very easy	6.3	17.7	32.4	53.5	24.9	
N of Valid	3212	3353	2472	2279	11316	
N of Miss	962	618	340	337	2257	

Table 198: If you wanted to get some beer, wine or hard liquor (for example, vodka, whiskey, or gin), how easy would it be for you to get some?





Response	6	8	10	12	Total	
Very hard	75.9	45.7	25.4	17.4	44.0	
Sort of hard	10.1	16.5	15.6	12.9	13.8	
Sort of easy	7.2	18.0	26.2	28.8	18.9	
Very easy	6.8	19.8	32.8	41.0	23.3	
N of Valid	3184	3346	2470	2276	11276	
N of Miss	990	628	343	341	2302	

Table 199: If you wanted to get a drug like cocaine, LSD, or amphetamines, how easy would it be for you to get some?





Response	6	8	10	12	Total	
Very hard	93.3	81.8	65.7	53.3	75.8	
Sort of hard	3.0	9.7	14.9	21.4	11.3	
Sort of easy	1.6	4.3	10.4	13.3	6.7	
Very easy	2.0	4.2	9.0	12.0	6.2	
N of Valid	3165	3336	2462	2275	11238	
N of Miss	1013	636	352	342	2343	

Table 200: If you wanted to get a handgun, how easy would it be for you to get one?





Response	6	8	10	12	Total	
Very hard	80.6	66.8	53.6	49.2	64.2	
Sort of hard	8.5	12.6	16.7	17.4	13.3	
Sort of easy	5.3	9.6	14.2	14.5	10.4	
Very easy	5.6	11.0	15.5	19.0	12.1	
N of Valid	3161	3340	2464	2274	11239	
N of Miss	1009	632	350	343	2334	

Table 201: If you wanted to get some marijuana, how easy would it be for you to get some?





Response	6	8	10	12	Total	
Very hard	90.9	65.6	36.7	23.3	57.8	
Sort of hard	3.4	9.5	10.2	8.9	7.8	
Sort of easy	2.2	9.3	17.1	18.8	10.9	
Very easy	3.5	15.6	36.1	48.9	23.4	
N of Valid	3161	3339	2463	2270	11233	
N of Miss	1015	634	351	345	2345	



Table 202: During the past 12 months, have you participated in any alcohol prevention programs or seen any alcohol prevention messages in your school or community? Yes, a school-based program focused on preventing underage drinking and/or drinking and driving.



Response	6	8	10	12	Total	
No	68.1	77.8	84.0	85.9	77.6	
Yes	31.9	22.2	16.0	14.1	22.4	
N of Valid	4178	3974	2814	2619	13585	
N of Miss	0	0	0	0	0	

Table 203: During the past 12 months, have you participated in any alcohol prevention programs or seen any alcohol prevention messages in your school or community? Yes, a community-based program focused on preventing underage drinking and/or drinking and driving (for example, through your church or temple or through youth groups like Boys and Girls Club or 4-H).



Response	6	8	10	12	Total	
No	87.8	92.2	93.6	93.5	91.4	
Yes	12.2	7.8	6.4	6.5	8.6	
N of Valid	4178	3974	2814	2619	13585	
N of Miss	0	0	0	0	0	

Table 204: During the past 12 months, have you participated in any alcohol prevention programs or seen any alcohol prevention messages in your school or community? Yes, a media campaign addressing underage drinking and/or drinking and driving (for example, newspaper ads, posters, pamphlets, radio, TV).



Response	6	8	10	12	Total	
No	87.6	88.9	88.9	87.6	88.2	
Yes	12.4	11.1	11.1	12.4	11.8	
N of Valid	4178	3974	2814	2619	13585	
N of Miss	0	0	0	0	0	

Table 205: During the past 12 months, have you participated in any alcohol prevention programs or seen any alcohol prevention messages in your school or community? No



Response	6	8	10	12	Total	
No	60.9	46.3	36.8	37.5	47.1	
Yes	39.1	53.7	63.2	62.5	52.9	
N of Valid	4178	3974	2814	2619	13585	
N of Miss	0	0	0	0	0	

Table 206: How wrong do your parents feel it would be for YOU to: drink beer, wine or hard liquor (for example, vodka, whiskey or gin) regularly?


Response	6	8	10	12	Total	
Very wrong	90.6	80.2	68.0	60.2	76.5	
Wrong	5.5	11.8	17.9	19.2	12.8	
A little bit wrong	3.0	6.1	10.5	15.7	8.1	
Not wrong at all	0.8	1.8	3.6	4.9	2.6	
N of Valid	3188	3325	2463	2263	11239	
N of Miss	982	645	348	354	2329	

Table 207: How wrong do your parents feel it would be for YOU to: smoke cigarettes?


Response	6	8	10	12	Total	
Very wrong	93.1	88.6	79.4	72.6	84.6	
Wrong	4.6	7.6	13.1	15.4	9.5	
A little bit wrong	1.4	2.5	5.2	7.3	3.7	
Not wrong at all	0.8	1.4	2.4	4.7	2.1	
N of Valid	3189	3322	2464	2259	11234	
N of Miss	989	650	349	359	2347	

Table 208: How wrong do your parents feel it would be for YOU to: smoke marijuana?


Response	6	8	10	12	Total	
Very wrong	97.4	91.3	82.6	77.9	88.4	
Wrong	1.6	5.0	9.3	10.9	6.2	
A little bit wrong	0.5	2.0	5.0	6.6	3.1	
Not wrong at all	0.4	1.8	3.1	4.6	2.2	
N of Valid	3168	3307	2457	2258	11190	
N of Miss	1007	666	355	359	2387	

Table 209: How wrong do your parents feel it would be for YOU to: steal something worth more than \$5?





Response	6	8	10	12	Total	
Very wrong	89.3	82.3	82.1	84.2	84.6	
Wrong	8.2	12.9	12.4	12.3	11.3	
A little bit wrong	1.7	3.5	4.0	2.2	2.8	
Not wrong at all	0.9	1.3	1.5	1.2	1.2	
N of Valid	3177	3308	2459	2255	11199	
N of Miss	1000	663	355	362	2380	

Table 210: How wrong do your parents feel it would be for YOU to: draw graffiti, write things, or draw pictures on buildings or other property (without the owner's permission)?





Response	6	8	10	12	Total	
Very wrong	91.4	84.3	80.8	79.6	84.6	
Wrong	5.7	9.8	12.7	14.2	10.1	
A little bit wrong	1.7	4.1	4.3	4.2	3.5	
Not wrong at all	1.3	1.8	2.2	2.1	1.8	
N of Valid	3173	3320	2463	2261	11217	
N of Miss	1003	653	351	357	2364	

Table 211: How wrong do your parents feel it would be for YOU to: pick a fight with someone?





Response	6	8	10	12	Total	
Very wrong	76.0	61.7	57.3	62.0	64.8	
Wrong	14.4	22.4	25.5	24.0	21.2	
A little bit wrong	7.3	11.8	12.9	11.0	10.6	
Not wrong at all	2.3	4.0	4.3	3.0	3.4	
N of Valid	3173	3321	2461	2259	11214	
N of Miss	1001	650	349	358	2358	

Table 212: During the past 12 months, have you talked with at least one of your parents about the dangers of underage drinking and/or drinking and driving? By parents, we mean either your biological parents, adoptive parents, stepparents, or adult guardians - whether or not they live with you.



Response	6	8	10	12	Total	
No	48.3	59.5	56.5	54.1	54.6	
Yes	51.7	40.5	43.5	45.9	45.4	
N of Valid	2973	3167	2407	2225	10772	
N of Miss	1202	805	406	393	2806	

Table 213: Have any of your brothers or sisters ever: drunk beer, wine or hard liquor (for example, vodka, whiskey or gin)?




Response	6	8	10	12	Total	
No	78.1	60.3	44.1	37.7	57.1	
Yes	17.0	34.9	50.5	57.1	37.8	
I don't have any brothers or sisters	4.9	4.8	5.4	5.2	5.0	
N of Valid	3119	3269	2445	2252	11085	
N of Miss	1055	704	367	365	2491	

Table 214: Have any of your brothers or sisters ever: smoked marijuana?




Response	6	8	10	12	Total	
No	90.9	78.2	62.9	54.3	73.6	
Yes	4.2	17.0	32.1	40.5	21.5	
I don't have any brothers or sisters	4.9	4.7	5.0	5.2	4.9	
N of Valid	3115	3254	2436	2248	11053	
N of Miss	1060	718	376	370	2524	

Table 215: Have any of your brothers or sisters ever: smoked cigarettes?




Response	6	8	10	12	Total	
No	81.9	71.1	59.2	55.6	68.4	
Yes	13.0	24.0	35.7	39.3	26.6	
I don't have any brothers or sisters	5.1	4.9	5.1	5.2	5.1	
N of Valid	3116	3251	2433	2244	11044	
N of Miss	1059	723	378	374	2534	

Table 216: Have any of your brothers or sisters ever: taken a handgun to school?




Response	6	8	10	12	Total	
No	94.1	93.6	92.6	92.5	93.3	
Yes	1.0	1.6	2.3	2.3	1.7	
I don't have any brothers or sisters	4.9	4.8	5.1	5.3	5.0	
N of Valid	3102	3240	2435	2246	11023	
N of Miss	1075	731	378	373	2557	

Table 217: Have any of your brothers or sisters ever: been suspended or expelled from school?




Response	6	8	10	12	Total	
No	71.3	62.0	58.8	60.6	63.6	
Yes	23.5	33.2	35.9	34.2	31.3	
I don't have any brothers or sisters	5.1	4.8	5.3	5.2	5.1	
N of Valid	3114	3248	2436	2249	11047	
N of Miss	1062	724	375	369	2530	

Table 218: The rules in my family are clear.





Response	6	8	10	12	Total	
NO!	4.0	4.8	3.6	3.7	4.1	
no	5.0	8.9	9.3	10.0	8.1	
yes	26.5	37.1	42.8	41.9	36.3	
YES!	64.5	49.2	44.3	44.3	51.5	
N of Valid	3111	3253	2445	2256	11065	
N of Miss	1064	717	367	362	2510	

Table 219: People in my family often insult or yell at each other.

Response	6	8	10	12	Total	
NO!	38.1	24.9	19.1	20.5	26.4	
no	32.5	39.3	41.6	40.8	38.2	
yes	19.9	23.8	26.2	26.7	23.8	
YES!	9.5	12.1	13.1	12.0	11.6	
N of Valid	3085	3242	2437	2245	11009	
N of Miss	1083	729	373	367	2552	

Table 220: When I am not at home, one of my parents knows where I am and who I am with.

Response	6	8	10	12	Total	
NO!	5.3	5.3	3.7	4.5	4.8	
no	4.3	6.9	8.6	10.5	7.3	
yes	23.6	35.8	42.6	44.0	35.6	
YES!	66.7	52.0	45.0	41.0	52.3	
N of Valid	3066	3225	2429	2234	10954	
N of Miss	1104	743	380	384	2611	

Table 221: We argue about the same things in my family over and over.

Response	6	8	10	12	Total	
NO!	42.2	25.1	16.0	16.0	26.0	
no	31.4	35.8	34.0	34.7	34.0	
yes	17.6	25.6	33.3	34.2	26.8	
YES!	8.9	13.5	16.6	15.2	13.3	
N of Valid	3048	3217	2428	2242	10935	
N of Miss	1120	756	383	375	2634	

Table 222: If you drank some beer or wine or liquor (for example, vodka, whiskey, or gin) without your parents' permission, would you be caught by your parents?





Response	6	8	10	12	Total	
NO!	9.6	13.6	14.6	18.7	13.8	
no	5.6	19.6	33.6	41.7	23.3	
yes	13.2	21.6	24.5	21.5	19.9	
YES!	71.6	45.2	27.3	18.1	43.0	
N of Valid	3028	3205	2411	2230	10874	
N of Miss	1141	765	393	383	2682	

Table 223: My family has clear rules about alcohol and drug use.





Response	6	8	10	12	Total	
NO!	6.2	6.7	5.9	5.8	6.2	
no	4.3	9.9	13.0	15.7	10.2	
yes	13.7	24.4	32.0	34.8	25.2	
YES!	75.8	59.0	49.1	43.6	58.3	
N of Valid	3025	3199	2418	2230	10872	
N of Miss	1146	774	391	384	2695	

Table 224: If you carried a handgun without your parents' permission, would you be caught by your parents?





Response	6	8	10	12	Total	
NO!	7.3	8.9	10.2	10.8	9.1	
no	3.1	9.1	14.3	19.9	10.8	
yes	11.5	19.8	23.8	25.9	19.6	
YES!	78.1	62.2	51.6	43.4	60.4	
N of Valid	3016	3174	2414	2231	10835	
N of Miss	1160	796	395	385	2736	

Table 225: If you skipped school would you be caught by your parents?

Response	6	8	10	12	Total	
NO!	6.8	10.3	9.9	13.3	9.9	
no	5.9	14.6	20.9	30.0	16.8	
yes	15.3	23.3	28.0	25.9	22.7	
YES!	72.0	51.8	41.1	30.9	50.7	
N of Valid	3004	3190	2413	2233	10840	
N of Miss	1166	783	397	382	2728	

Table 226: Do you feel very close to your mother?

Response	6	8	10	12	Total	
NO!	5.7	9.3	10.8	9.4	8.7	
no	6.0	10.3	13.4	13.8	10.5	
yes	16.2	25.3	31.0	30.6	25.1	
YES!	72.1	55.1	44.7	46.3	55.7	
N of Valid	3009	3170	2410	2229	10818	
N of Miss	1162	791	395	385	2733	

Table 227: Do you share your thoughts and feelings with your mother?

Response	6	8	10	12	Total	
NO!	11.9	15.8	15.9	11.9	13.9	
no	15.5	23.3	26.2	25.4	22.2	
yes	23.4	26.7	28.9	31.9	27.3	
YES!	49.2	34.2	29.0	30.7	36.5	
N of Valid	3002	3173	2408	2222	10805	
N of Miss	1169	799	398	392	2758	



Table 228: My parents ask me what I think before most family decisions affecting me are made.

Response	6	8	10	12	Total	
NO!	13.0	15.2	14.1	13.6	14.0	
no	14.5	23.1	25.7	25.4	21.8	
yes	32.5	33.8	37.6	37.8	35.1	
YES!	40.0	28.0	22.6	23.1	29.0	
N of Valid	2934	3148	2420	2224	10726	
N of Miss	1237	819	389	393	2838	

Table 229: Do you share your thoughts and feelings with your father?

Response	6	8	10	12	Total	
NO!	22.1	28.3	27.1	28.4	26.3	
no	20.7	26.8	28.0	28.5	25.8	
yes	23.7	22.6	26.3	26.1	24.5	
YES!	33.5	22.3	18.6	17.0	23.4	
N of Valid	2964	3149	2418	2206	10737	
N of Miss	1205	818	391	412	2826	

Table 230: Do you enjoy spending time with your mother?

Response	6	8	10	12	Total	
NO!	4.4	7.2	8.2	7.1	6.6	
no	4.0	7.4	9.2	9.8	7.3	
yes	23.6	35.0	41.5	42.0	34.7	
YES!	68.1	50.4	41.2	41.1	51.4	
N of Valid	2985	3147	2400	2215	10747	
N of Miss	1187	819	404	399	2809	

Table 231: Do you enjoy spending time with your father?

Response	6	8	10	12	Total	
NO!	10.1	15.9	16.9	19.5	15.2	
no	5.4	9.6	11.1	13.2	9.5	
yes	23.0	31.8	37.1	38.1	31.8	
YES!	61.5	42.7	35.0	29.2	43.4	
N of Valid	2951	3135	2399	2195	10680	
N of Miss	1219	832	412	421	2884	

Table 232: If I had a personal problem, I could ask my mom or dad for help.

Response	6	8	10	12	Total	
NO!	7.0	11.1	11.6	10.8	10.0	
no	5.6	12.7	13.5	14.2	11.2	
yes	22.6	29.8	34.9	36.4	30.3	
YES!	64.8	46.4	40.0	38.6	48.4	
N of Valid	2978	3151	2415	2222	10766	
N of Miss	1198	816	396	396	2806	

Table 233: Do you feel very close to your father?

Response	6	8	10	12	Total	
NO!	12.0	19.4	21.7	24.1	18.8	
no	8.8	15.8	18.3	20.6	15.4	
yes	21.1	24.9	28.2	28.9	25.4	
YES!	58.1	39.9	31.7	26.4	40.3	
N of Valid	2951	3134	2401	2198	10684	
N of Miss	1221	836	408	421	2886	

Table 234: My parents give me lots of chances to do fun things with them.

Response	6	8	10	12	Total	
NO!	5.9	9.7	10.4	12.1	9.3	
no	7.9	16.6	21.0	25.4	17.0	
yes	25.0	32.4	36.9	35.1	31.9	
YES!	61.3	41.3	31.7	27.4	41.8	
N of Valid	2997	3157	2421	2219	10794	
N of Miss	1177	813	388	398	2776	

Table 235: My parents ask if I've gotten my homework done.

Response	6	8	10	12	Total	
NO!	2.7	4.8	6.2	10.4	5.7	
no	2.4	6.5	13.0	18.9	9.4	
yes	19.9	34.6	39.4	40.4	32.8	
YES!	75.0	54.1	41.4	30.3	52.1	
N of Valid	2991	3193	2410	2251	10845	
N of Miss	1181	777	400	365	2723	

Table 236: People in my family have serious arguments.

Response	6	8	10	12	Total	
NO!	39.5	26.0	20.6	21.1	27.5	
no	35.5	41.2	42.0	43.7	40.3	
yes	15.4	20.0	25.4	24.0	20.8	
YES!	9.6	12.8	12.0	11.2	11.4	
N of Valid	2950	3171	2402	2241	10764	
N of Miss	1225	800	406	374	2805	

Table 237: Would your parents know if you did not come home on time?

Response	6	8	10	12	Total	
NO!	4.3	5.5	4.6	5.9	5.0	
no	6.2	12.4	13.5	15.4	11.6	
yes	24.6	34.2	39.1	39.5	33.8	
YES!	64.9	47.9	42.8	39.1	49.6	
N of Valid	2936	3155	2396	2241	10728	
N of Miss	1236	816	416	376	2844	

Table 238: It is important to be honest with your parents, even if they become upset or you get punished.

Response	6	8	10	12	Total	
NO!	3.1	5.5	5.5	4.7	4.7	
no	3.1	9.8	11.8	12.7	9.0	
yes	21.2	34.9	39.5	42.9	33.8	
YES!	72.6	49.8	43.1	39.7	52.5	
N of Valid	2942	3151	2397	2233	10723	
N of Miss	1232	820	415	381	2848	

Table 239: My parents notice when I am doing a good job and let me know about it.

Response	6	8	10	12	Total	
Never or Almost Never	6.7	10.7	10.6	9.7	9.4	
Sometimes	16.4	26.5	30.3	30.3	25.4	
Often	26.6	28.8	29.4	30.2	28.6	
All the time	50.2	34.0	29.7	29.9	36.6	
N of Valid	2952	3138	2401	2243	10734	
N of Miss	1225	833	413	373	2844	

Table 240: How often do your parents tell you they're proud of you for something you've done?





Response	6	8	10	12	Total	
Never or Almost Never	6.2	10.9	11.6	11.7	9.9	
Sometimes	14.4	24.4	27.6	28.7	23.3	
Often	28.4	30.2	31.5	30.7	30.1	
All the time	51.0	34.5	29.3	28.8	36.7	
N of Valid	2931	3119	2392	2241	10683	
N of Miss	1246	852	420	375	2893	

Table 241: How many brothers and sisters, including stepbrothers and stepsisters, do you have that are younger than you?








Response	6	8	10	12	Total	
0	32.7	31.0	32.6	33.8	32.4	
1	27.8	25.7	26.6	26.0	26.6	
2	16.6	17.5	17.3	16.2	16.9	
3	9.8	10.3	8.0	8.8	9.3	
4	5.6	6.1	5.2	5.7	5.7	
5	2.6	2.9	3.5	3.8	3.2	
6 or more	4.9	6.4	6.6	5.5	5.9	
N of Valid	2887	3093	2381	2231	10592	
N of Miss	1278	874	432	384	2968	

Table 242: How many brothers and sisters, including stepbrothers and stepsisters, do you have that are older than you?








Response	6	8	10	12	Total	
0	30.8	32.4	31.2	32.2	31.7	
1	26.0	25.1	28.9	28.0	26.8	
2	18.0	16.3	17.1	16.9	17.1	
3	9.4	10.1	9.0	9.5	9.5	
4	6.3	6.0	5.5	5.7	5.9	
5	3.6	3.5	2.9	3.0	3.3	
6 or more	5.9	6.6	5.3	4.7	5.7	
N of Valid	2923	3113	2394	2237	10667	
N of Miss	1247	857	419	378	2901	

Table 243: Have you changed homes in the past year (the last 12 months)?



Response	6	8	10	12	Total	
No	69.9	71.1	73.5	76.5	72.4	
Yes	30.1	28.9	26.5	23.5	27.6	
N of Valid	2903	3103	2385	2243	10634	
N of Miss	1274	871	427	375	2947	

Table 244: How many times have you changed homes since kindergarten?






Response	6	8	10	12	Total	
Never	32.9	26.0	23.1	23.7	26.7	
1 or 2 times	32.5	31.1	29.3	30.2	30.9	
3 or 4 times	19.6	21.8	22.2	22.2	21.4	
5 or 6 times	7.7	10.0	10.8	11.2	9.8	
7 or more times	7.4	11.0	14.5	12.7	11.2	
N of Valid	2873	3077	2379	2223	10552	
N of Miss	1299	894	431	393	3017	

Table 245: Have you changed schools (including changing from elementary to middle and middle to high school) in the past year?



Response	6	8	10	12	Total	
No	38.2	58.6	52.7	76.4	55.5	
Yes	61.8	41.4	47.3	23.6	44.5	
N of Valid	2861	3048	2366	2217	10492	
N of Miss	1314	918	444	400	3076	

Table 246: How many times have you changed schools since kindergarten (including changing from elementary to middle and middle to high school)?






Response	6	8	10	12	Total	
Never	21.4	15.3	14.6	13.7	16.5	
1 or 2 times	45.7	36.3	17.8	19.4	31.1	
3 or 4 times	21.7	28.7	37.8	36.1	30.4	
5 or 6 times	8.0	11.3	17.1	18.3	13.2	
7 or more times	3.2	8.4	12.7	12.5	8.8	
N of Valid	2862	3052	2371	2216	10501	
N of Miss	1313	918	440	400	3071	

Table 247: Has anyone in your family ever had severe alcohol or drug problems?



Response	6	8	10	12	Total	
No	78.2	67.6	58.2	53.7	65.4	
Yes	21.8	32.4	41.8	46.3	34.6	
N of Valid	2833	3026	2369	2221	10449	
N of Miss	1344	946	444	397	3131	

Table 248: About how many adults (over 21) have you known personally who in the past year have: used marijuana, crack, cocaine, or other drugs?






Response	6	8	10	12	Total	
0	81.3	64.2	48.8	40.3	60.3	
1	9.3	13.4	15.6	15.9	13.3	
2	4.3	7.5	11.2	12.5	8.5	
3-4	2.1	5.4	9.4	10.8	6.5	
5+	3.0	9.6	15.1	20.5	11.3	
N of Valid	2838	3025	2364	2211	10438	
N of Miss	1338	948	449	406	3141	

Table 249: About how many adults (over 21) have you known personally who in the past year have: sold or dealt drugs?






Response	6	8	10	12	Total	
0	88.6	75.0	63.6	56.4	72.2	
1	6.8	10.9	11.9	13.8	10.6	
2	1.8	5.4	8.6	10.7	6.3	
3-4	1.2	3.3	5.8	6.9	4.1	
5+	1.5	5.4	10.1	12.2	6.8	
N of Valid	2823	3012	2358	2205	10398	
N of Miss	1351	962	455	413	3181	

Table 250: About how many adults (over 21) have you known personally who in the past year have: done other things that could get them in trouble with the police, like stealing, selling stolen goods, mugging or assaulting others, etc.?






Response	6	8	10	12	Total	
0	84.0	70.4	60.1	55.9	68.6	
1	9.4	12.0	13.5	13.9	12.0	
2	3.2	6.0	9.3	9.5	6.7	
3-4	1.5	4.3	6.5	7.6	4.7	
5+	2.0	7.3	10.6	13.2	7.9	
N of Valid	2823	3012	2356	2209	10400	
N of Miss	1355	959	458	408	3180	

Table 251: About how many adults (over 21) have you known personally who in the past year have: gotten drunk or high?






Response	6	8	10	12	Total	
0	65.8	44.8	30.1	24.6	42.9	
1	16.5	17.5	16.5	14.5	16.4	
2	6.1	10.0	13.0	12.2	10.1	
3-4	4.2	8.1	11.3	12.2	8.6	
5+	7.4	19.6	29.2	36.6	22.1	
N of Valid	2823	3011	2353	2207	10394	
N of Miss	1353	959	460	410	3182	



Table 252: Have you seen or heard information about underage drinking in the past 12 months from the following sources? Radio



Response	6	8	10	12	Total	
No	48.2	45.5	45.1	42.3	45.5	
Yes	51.8	54.5	54.9	57.7	54.5	
N of Valid	2787	2983	2341	2194	10305	
N of Miss	1388	990	473	424	3275	

Table 253: Have you seen or heard information about underage drinking in the past 12 months from the following sources? TV.



Response	6	8	10	12	Total	
No	25.5	22.0	20.8	19.2	22.1	
Yes	74.5	78.0	79.2	80.8	77.9	
N of Valid	2779	2982	2339	2193	10293	
N of Miss	1394	989	474	424	3281	

Table 254: Have you seen or heard information about underage drinking in the past 12 months from the following sources? Print. This includes information on underage drinking you may have seen in the newspaper, on a billboard, in pamphlets, on stickers, etc.



Response	6	8	10	12	Total	
No	48.1	44.2	39.3	36.8	42.6	
Yes	51.9	55.8	60.7	63.2	57.4	
N of Valid	2752	2962	2338	2189	10241	
N of Miss	1426	1011	475	430	3342	

Table 255: Have you seen or heard information about underage drinking in the past 12 months from the following sources? Website or social media? (Facebook, Myspace, website, etc.)



Response	6	8	10	12	Total	
No	53.1	43.0	39.3	36.4	43.5	
Yes	46.9	57.0	60.7	63.6	56.5	
N of Valid	2747	2962	2340	2187	10236	
N of Miss	1430	1011	474	431	3346	

Table 256: The next questions ask about your opinions of the information you saw or heard. If you have seen or heard more than one ad, please think about your favorite ad when answering these questions. The information about underage drinking that I saw or heard was convincing.

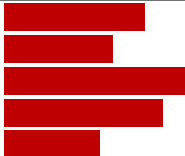
Response	6	8	10	12	Total	
NO!	27.2	21.3	16.7	15.5	20.6	
no	6.8	14.2	19.5	22.5	15.2	
yes	17.8	25.7	35.0	34.3	27.6	
YES!	30.2	24.1	19.2	18.9	23.5	
I have not seen or heard any ads about underage drinking in the past 12 months.	18.1	14.6	9.7	8.7	13.1	
N of Valid	2679	2918	2317	2164	10078	
N of Miss	1487	1050	492	452	3481	

Table 257: The next questions ask about your opinions of the information you saw or heard. If you have seen or heard more than one ad, please think about your favorite ad when answering these questions. The information about underage drinking that I saw or heard grabbed my attention.

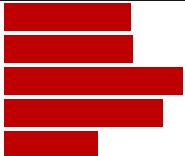
Response	6	8	10	12	Total	
NO!	23.2	18.8	15.1	14.3	18.2	
no	9.9	18.3	23.6	24.7	18.6	
yes	19.7	25.2	31.7	33.0	26.9	
YES!	30.5	23.0	20.0	19.4	23.5	
I have not seen or heard any ads about underage drinking in the past 12 months.	16.7	14.7	9.7	8.7	12.8	
N of Valid	2678	2898	2325	2162	10063	
N of Miss	1493	1071	488	455	3507	

Table 258: The next questions ask about your opinions of the information you saw or heard. If you have seen or heard more than one ad, please think about your favorite ad when answering these questions. The information about underage drinking that I saw or heard said something important to me.

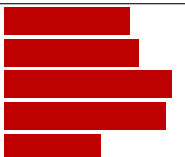
Response	6	8	10	12	Total	
NO!	21.3	19.5	15.8	14.6	18.1	
no	8.9	18.3	25.5	28.3	19.6	
yes	18.5	24.0	28.7	31.1	25.1	
YES!	33.3	23.3	20.2	17.4	24.0	
I have not seen or heard any ads about underage drinking in the past 12 months.	18.1	14.9	9.8	8.6	13.2	
N of Valid	2655	2901	2316	2159	10031	
N of Miss	1514	1066	492	458	3530	

Table 259: The next questions ask about your opinions of the information you saw or heard. If you have seen or heard more than one ad, please think about your favorite ad when answering these questions. Seeing or hearing this information about underage drinking made me want to stop or decrease my drinking.

Response	6	8	10	12	Total	
NO!	20.9	22.1	19.7	20.6	20.9	
no	4.8	12.5	22.9	28.0	16.4	
yes	8.6	14.4	19.9	21.6	15.8	
YES!	30.1	24.6	22.0	17.1	23.8	
I have not seen or heard any ads about underage drinking in the past 12 months.	35.5	26.3	15.4	12.7	23.1	
N of Valid	2466	2779	2253	2121	9619	
N of Miss	1705	1187	558	495	3945	

Table 260: How honest were you in filling out this survey?

Response	6	8	10	12	Total	
I was very honest	86.8	79.1	81.4	82.9	82.5	
I was honest pretty much of the time	11.0	16.4	14.5	13.7	13.9	
I was honest some of the time	1.5	3.5	3.1	2.6	2.7	
I was honest once in a while	0.7	1.0	1.1	0.8	0.9	
I was not honest at all	0.0	0.0	0.0	0.0	0.0	
N of Valid	2782	2985	2356	2206	10329	
N of Miss	1395	981	451	408	3235	