

2017 APNA

Arkansas Prevention Needs Assessment Survey

**Region 8
Frequency Distribution Tables**

Counties: Clark, Garland, Hot Springs, Montgomery, Pike

Arkansas Department of Human Services,
Division of Aging, Adults and Behavioral
Health Services
And
University of Arkansas at Little Rock
MidSOUTH Center for Prevention and Training

Conducted by International Survey Associates dba Pride Surveys

Contents

1 INTRODUCTION

11

2 PERCENTAGE TABLES

15

List of Frequency Distribution Tables

1	Gender	16
2	Age	16
3	Are you Hispanic or Latino?	16
4	What is your race? Black or African American	17
5	What is your race? Asian	17
6	What is your race? American Indian	17
7	What is your race? Alaska Native	17
8	What is your race? White	18
9	What is your race? Native Hawaiian or Other Pacific Islander	18
10	What is your race? Other	18
11	What is the highest level of schooling completed by your mother or father?	19
12	Think of where you live most of the time. Which of the following people live there with you? Mother	19
13	Think of where you live most of the time. Which of the following people live there with you? Stepmother	19
14	Think of where you live most of the time. Which of the following people live there with you? Foster Mother	20
15	Think of where you live most of the time. Which of the following people live there with you? Grandmother	20
16	Think of where you live most of the time. Which of the following people live there with you? Aunt	20
17	Think of where you live most of the time. Which of the following people live there with you? Father	20
18	Think of where you live most of the time. Which of the following people live there with you? Stepfather	21
19	Think of where you live most of the time. Which of the following people live there with you? Foster Father	21
20	Think of where you live most of the time. Which of the following people live there with you? Grandfather	21
21	Think of where you live most of the time. Which of the following people live there with you? Uncle	21
22	Think of where you live most of the time. Which of the following people live there with you? Other Adults	22
23	Think of where you live most of the time. Which of the following people live there with you? Brother(s)	22
24	Think of where you live most of the time. Which of the following people live there with you? Stepbrother(s)	22
25	Think of where you live most of the time. Which of the following people live there with you? Sister(s)	22
26	Think of where you live most of the time. Which of the following people live there with you? Stepsister(s)	23

27	Think of where you live most of the time. Which of the following people live there with you? Other Children	23
28	In my school, students have lots of chances to help decide things like class activities and rules.	23
29	Teachers ask me to work on special classroom projects.	23
30	My teacher(s) notices when I am doing a good job and lets me know about it.	24
31	There are lots of chances for students in my school to get involved in sports, clubs, and other school activities outside of class.	24
32	There are lots of chances for students in my school to talk with a teacher one-on-one.	24
33	I feel safe at my school.	25
34	The school lets my parents know when I have done something well.	25
35	My teachers praise me when I work hard in school.	25
36	Are your school grades better than the grades of most students in your class?	26
37	I have lots of chances to be part of class discussions or activities.	26
38	Now thinking back over the past year in school, how often did you: enjoy being in school?	26
39	Now thinking back over the past year in school, how often did you: hate being in school?	27
40	Now thinking back over the past year in school, how often did you: try to do your best work in school?	27
41	How often do you feel that the school work you are assigned is meaningful and important?	27
42	Putting them all together, what were your grades like last year?	28
43	How important do you think the things you are learning in school are going to be for your later life?	28
44	During the LAST FOUR WEEKS how many whole days of school have you missed because you skipped or "cut"?	28
45	What are the chances you would be seen as cool if you: smoked cigarettes?	29
46	What are the chances you would be seen as cool if you: worked hard at school?	29
47	What are the chances you would be seen as cool if you: began drinking alcoholic beverages regularly, that is, at least once or twice a month?	29
48	What are the chances you would be seen as cool if you: defended someone who was being bullied?	30
49	What are the chances you would be seen as cool if you: smoked marijuana?	30
50	What are the chances you would be seen as cool if you: carried a handgun?	30
51	What are the chances you would be seen as cool if you: used e-cigarettes, e-cigars or e-hookahs (vaping)?	31

52	What are the chances you would be seen as cool if you: bullied someone or cyber bullied someone?	31
53	Think of your four best friends (the friends you feel closest to). In the past year (12 months), how many of your best friends have: participated in clubs, organizations or activities at school?	31
54	Think of your four best friends (the friends you feel closest to). In the past year (12 months), how many of your best friends have: smoked cigarettes?	32
55	Think of your four best friends (the friends you feel closest to). In the past year (12 months), how many of your best friends have: tried beer, wine or hard liquor (for example, vodka, whiskey, or gin) when their parents didn't know about it?	32
56	Think of your four best friends (the friends you feel closest to). In the past year (12 months), how many of your best friends have: used e-cigarettes, e-cigars, or e-hookahs?	32
57	Think of your four best friends (the friends you feel closest to). In the past year (12 months), how many of your best friends have: used marijuana?	33
58	Think of your four best friends (the friends you feel closest to). In the past year (12 months), how many of your best friends have: used prescription drugs or non-prescription drugs for the purpose of getting high?	33
59	Think of your four best friends (the friends you feel closest to). In the past year (12 months), how many of your best friends have: used synthetic marijuana (K2, spice) or bath salts?	33
60	Think of your four best friends (the friends you feel closest to). In the past year (12 months), how many of your best friends have: used LSD, cocaine, amphetamines, or other illegal drugs?	34
61	Think of your four best friends (the friends you feel closest to). In the past year (12 months), how many of your best friends have: been bullied?	34
62	Think of your four best friends (the friends you feel closest to). In the past year (12 months), how many of your best friends have: been suspended from school?	34
63	Think of your four best friends (the friends you feel closest to). In the past year (12 months), how many of your best friends have: carried a handgun?	35
64	Think of your four best friends (the friends you feel closest to). In the past year (12 months), how many of your best friends have: sold illegal drugs?	35
65	Think of your four best friends (the friends you feel closest to). In the past year (12 months), how many of your best friends have: regularly attended religious services?	35

66	Think of your four best friends (the friends you feel closest to). In the past year (12 months), how many of your best friends have: stolen or tried to steal a motor vehicle such as a car or motorcycle?	36
67	Think of your four best friends (the friends you feel closest to). In the past year (12 months), how many of your best friends have: been arrested?	36
68	Think of your four best friends (the friends you feel closest to). In the past year (12 months), how many of your best friends have: dropped out of school?	36
69	Think of your four best friends (the friends you feel closest to). In the past year (12 months), how many of your best friends have: been members of a gang?	37
70	How old were you when you first: smoked marijuana?	37
71	How old were you when you first: smoked a cigarette, even just a puff?	38
72	How old were you when you first: had more than a sip or two of beer, wine or hard liquor (for example, vodka, whiskey, or gin)?	38
73	How old were you when you first: began drinking alcoholic beverages regularly, that is, at least once or twice a month?	39
74	How old were you when you first: used Pegaramide (peg, Peggy)?	39
75	How old were you when you first: got suspended from school?	40
76	How old were you when you first: got arrested?	40
77	How old were you when you first: carried a handgun?	41
78	How old were you when you first: used e-cigarettes, e-cigars, or e-hookahs (vaping)?	41
79	How old were you when you first: belonged to a gang?	42
80	How old were you when you first: used prescription drugs not prescribed to you?	42
81	How wrong do you think it is for someone your age to: take a handgun to school?	43
82	How wrong do you think it is for someone your age to: steal anything?	43
83	How wrong do you think it is for someone your age to: pick a fight with someone?	43
84	How wrong do you think it is for someone your age to: attack someone with the idea of seriously hurting them?	44
85	How wrong do you think it is for someone your age to: stay away from school all day when their parents think they are at school?	44
86	How wrong do you think it is for someone your age to: drink beer, wine or hard liquor (for example, vodka, whiskey, or gin) regularly?	44
87	How wrong do you think it is for someone your age to: smoke cigarettes?	45
88	How wrong do you think it is for someone your age to: smoke marijuana?	45

89	How wrong do you think it is for someone your age to: use prescription drugs or non-prescription drugs for the purpose of getting high?	45
90	How wrong do you think it is for someone your age to: use synthetic marijuana (K2, spice) or bath salts?	46
91	How wrong do you think it is for someone your age to: use LSD, cocaine, amphetamines or another illegal drug?	46
92	How wrong do you think it is for someone your age to: use e-cigarettes, e-cigars or e-hookahs (vaping)?	46
93	At school during the past 12 months, did you receive help from the resource teacher, speech therapist or other special education teacher?	47
94	How many times in the past year (12 months) have you: been suspended from school?	47
95	How many times in the past year (12 months) have you: carried a handgun?	47
96	How many times in the past year (12 months) have you: sold illegal drugs?	48
97	How many times in the past year (12 months) have you: stolen or tried to steal a motor vehicle such as a car or motorcycle?	48
98	How many times in the past year (12 months) have you: participated in clubs, organizations or activities at school?	48
99	How many times in the past year (12 months) have you: been arrested?	49
100	How many times in the past year (12 months) have you: attacked someone with the idea of seriously hurting them?	49
101	How many times in the past year (12 months) have you: been drunk or high at school?	49
102	How many times in the past year (12 months) have you: taken a handgun to school?	50
103	How many times in the past year (12 months) have you: used e-cigarettes, e-cigars, or e-hookahs (vaping)?	50
104	Are you currently on probation, or assigned a probation officer with Juvenile Court?	50
105	Have you ever belonged to a gang?	51
106	If you have ever belonged to a gang, did that gang have a name?	51
107	You are at a party at someone's house, and one of your friends offers you a drink containing alcohol. What would you say or do?	51
108	How often do you attend religious services or activities?	52
109	I think sometimes it's okay to cheat at school.	52
110	It is important to think before you act.	52
111	Sometimes I think that life is not worth it.	53
112	At times I think I am no good at all.	53
113	All in all, I am inclined to think that I am a failure.	53
114	In the past year, have you felt depressed or sad MOST days, even if you felt okay sometimes?	54
115	It is all right to beat up people if they start the fight.	54

116	I think it is okay to take something without asking if you can get away with it.	54
117	Where do you get the most information about living a drug and alcohol free life? Parents/guardians	55
118	Where do you get the most information about living a drug and alcohol free life? Friends	55
119	Where do you get the most information about living a drug and alcohol free life? Family members	55
120	Where do you get the most information about living a drug and alcohol free life? School	56
121	Where do you get the most information about living a drug and alcohol free life? Internet	56
122	Where do you get the most information about living a drug and alcohol free life? TV	56
123	Where do you get the most information about living a drug and alcohol free life? Social media	57
124	How much do you think people risk harming themselves (physically or in other ways) if they: smoked one or more packs of cigarettes per day?	57
125	How much do you think people risk harming themselves (physically or in other ways) if they: try marijuana once or twice?	57
126	How much do you think people risk harming themselves (physically or in other ways) if they: smoke marijuana once or twice a week?	58
127	How much do you think people risk harming themselves (physically or in other ways) if they: take one or two drinks of an alcoholic beverage (beer, wine, liquor) nearly every day?	58
128	How much do you think people risk harming themselves (physically or in other ways) if they: have five or more drinks of an alcoholic beverage once or twice a weekend?	58
129	How much do you think people risk harming themselves (physically or in other ways) if they: use prescription drugs that are not prescribed to them?	59
130	How much do you think people risk harming themselves (physically or in other ways) if they: use non-prescription drugs to get high?	59
131	How much do you think people risk harming themselves (physically or in other ways) if they: use e-cigarettes, e-cigars, or e-hookahs?	59
132	Have you ever used smokeless tobacco (chew, snuff, plug, dipping tobacco, or chewing tobacco)?	60
133	How often have you used smokeless tobacco during the past 30 days?	60
134	Have you ever smoked cigarettes?	60
135	How frequently have you smoked cigarettes during the past 30 days?	61
136	Which statement best describes rules about smoking inside your home or your family cars?	61
137	Have you ever used e-cigarettes, e-cigars, or e-hookahs (vaping)?	61

138	How frequently have you used e-cigarettes, e-cigars, or e-hookahs (vaping)?	62
139	During this school year, were you taught in any of your classes about the dangers of tobacco use?	62
140	During the past 12 months, have you participated in any community activities to discourage people your age from using cigarettes, chewing tobacco, snuff, dip or cigars, e-cigarettes, e-cigars, or e-hookahs?	62
141	Think back over the last two weeks. How many times have you had five or more alcoholic drinks in a row?	63
142	During the past 30 days, how many times did you ride in a car or other vehicle driven by someone who had been drinking alcohol or using drugs to get high?	63
143	During the past 30 days, how many times did you drive a car or other vehicle when you had been drinking alcohol or using drugs to get high?	63
144	If you drank alcohol (not just a sip or taste) in the past year, where did you usually drink it?	64
145	How do you feel about someone your age having one or two drinks of an alcoholic beverage nearly every day?	64
146	On how many occasions have you had alcoholic beverages (beer, wine or hard liquor) to drink in your lifetime - more than just a few sips?	64
147	On how many occasions have you drunk one or more drinks of an alcoholic beverage during the past 30 days?	65
148	On how many occasions have you used marijuana (grass, pot) or hashish (hash, hash oil) in your lifetime?	65
149	On how many occasions have you used marijuana (grass, pot) or hashish (hash, hash oil) during the past 30 days?	65
150	On how many occasions have you used LSD or other psychedelics in your lifetime?	66
151	On how many occasions have you used LSD or other psychedelics during the past 30 days?	66
152	On how many occasions have you used cocaine or crack in your lifetime?	66
153	On how many occasions have you used cocaine or crack during the past 30 days?	67
154	On how many occasions have you sniffed glue, breathed the contents of an aerosol spray can, or inhaled other gases or sprays, in order to get high in your lifetime?	67
155	On how many occasions have you sniffed glue, breathed the contents of an aerosol spray can, or inhaled other gases or sprays, in order to get high during the past 30 days?	67
156	On how many occasions have you used Pegaramide (peg, Peggy, etc.) in your lifetime?	68

157	On how many occasions have you used Pegaramide (peg, Peggy, etc.) during the past 30 days?	68
158	On how many occasions have you used synthetic marijuana (K2, spice) in your lifetime?	68
159	On how many occasions have you used synthetic marijuana (K2, spice) during the past 30 days?	69
160	On how many occasions have you used methamphetamines (meth, speed, crank, crystal meth) in your lifetime?	69
161	On how many occasions have you used methamphetamines (meth, speed, crank, crystal meth) in the past 30 days?	69
162	On how many occasions have you used other chemical products (bath salts, plant food, etc.) in your lifetime?	70
163	On how many occasions have you used other chemical products (bath salts, plant food, etc.) during the past 30 days?	70
164	On how many occasions have you used heroin or other opiates in your lifetime?	70
165	On how many occasions have you used heroin or other opiates during the past 30 days?	71
166	On how many occasions have you used MDMA ('X', 'E', or ecstasy) in your lifetime?	71
167	On how many occasions have you used MDMA ('X', 'E', or ecstasy) during the past 30 days?	71
168	On how many occasions have you taken prescription drugs (such as Valium, Xanax, Ritalin, Adderall, OxyContin, Tramadol, or sleeping pills) not prescribed to you in your lifetime?	72
169	On how many occasions have you taken prescription drugs (such as Valium, Xanax, Ritalin, Adderall, OxyContin, Tramadol, or sleeping pills) not prescribed to you during the past 30 days?	72
170	On how many occasions have you taken non-prescription medicines such as diet pills (for example, Dietac, Dexatrim or Prolamine), stay-awake pills (for example No-Doz, Vivarin, or Wake), or cough or cold medicines (robos, DXM, etc.) to get high in your lifetime?	72
171	On how many occasions have you taken non-prescription medicines such as diet pills (for example, Dietac, Dexatrim or Prolamine), stay-awake pills (for example No-Doz, Vivarin, or Wake), or cough or cold medicines (robos, DXM, etc.) to get high during the past 30 days?	73
172	On how many occasions have you been drunk or very high from drinking alcoholic beverages during the past 30 days?	73
173	On how many occasions have you drunk flavored alcoholic beverages, sometimes called 'alcopops' (like Mike's Hard Lemonade, Smirnoff Ice, Bacardi Breezers, etc.) in your lifetime?	73
174	On how many occasions have you drunk flavored alcoholic beverages, sometimes called 'alcopops' (like Mike's Hard Lemonade, Smirnoff Ice, Bacardi Breezers, etc.) during the past 30 days?	74

175	If you smoked cigarettes (not just a puff or drag) in the past year, how did you usually get them?	74
176	If you used e-cigarettes, e-cigars, or e-hookahs (not just a puff or drag) in the past year, how did you usually get them? - I did not use e-cigarettes, e-cigars, or e-hookahs in the past year	75
177	If you used e-cigarettes, e-cigars, or e-hookahs (not just a puff or drag) in the past year, how did you usually get them? - I bought them in a store such as a convenience store, supermarket, discount store, or gas station	75
178	If you used e-cigarettes, e-cigars, or e-hookahs (not just a puff or drag) in the past year, how did you usually get them? - I got them on the Internet	75
179	If you used e-cigarettes, e-cigars, or e-hookahs (not just a puff or drag) in the past year, how did you usually get them? - I got them at a store that sells electronic cigarettes, such as a "vape shop"	75
180	If you used e-cigarettes, e-cigars, or e-hookahs (not just a puff or drag) in the past year, how did you usually get them? - I got them from a family member	76
181	If you used e-cigarettes, e-cigars, or e-hookahs (not just a puff or drag) in the past year, how did you usually get them? - I got them from a friend	76
182	If you used e-cigarettes, e-cigars, or e-hookahs (not just a puff or drag) in the past year, how did you usually get them? - A stranger got them for me	76
183	If you used e-cigarettes, e-cigars, or e-hookahs (not just a puff or drag) in the past year, how did you usually get them? - I took them from a store or shop	76
184	If you used e-cigarettes, e-cigars, or e-hookahs (not just a puff or drag) in the past year, how did you usually get them? - I got them some other way	77
185	If you used marijuana (grass, pot) (not just a puff or drag) in the past year, how did you usually get it? - I did not use marijuana (grass, pot) in the past year	77
186	If you used marijuana (grass, pot) (not just a puff or drag) in the past year, how did you usually get it? - I bought it myself	77
187	If you used marijuana (grass, pot) (not just a puff or drag) in the past year, how did you usually get it? - I got it from someone at school	77
188	If you used marijuana (grass, pot) (not just a puff or drag) in the past year, how did you usually get it? - I got it from someone with a medical marijuana card	78
189	If you used marijuana (grass, pot) (not just a puff or drag) in the past year, how did you usually get it? - I got it from my brother or sister	78

190	If you used marijuana (grass, pot) (not just a puff or drag) in the past year, how did you usually get it? - I got it from another relative	78
191	If you used marijuana (grass, pot) (not just a puff or drag) in the past year, how did you usually get it? - Other	78
192	If you drank alcohol (not just a sip or taste) in the past year, how did you usually get it?	79
193	If you used prescription drugs or over the counter drugs without a doctor telling you to use it or for the purpose of getting high, where did you get these drugs? - Did not use	79
194	If you used prescription drugs or over the counter drugs without a doctor telling you to use it or for the purpose of getting high, where did you get these drugs? - Bought or took from store or shop	80
195	If you used prescription drugs or over the counter drugs without a doctor telling you to use it or for the purpose of getting high, where did you get these drugs? - Got from parents with permission	80
196	If you used prescription drugs or over the counter drugs without a doctor telling you to use it or for the purpose of getting high, where did you get these drugs? - Got from home without permission	80
197	If you used prescription drugs or over the counter drugs without a doctor telling you to use it or for the purpose of getting high, where did you get these drugs? - Got from relative with permission	80
198	If you used prescription drugs or over the counter drugs without a doctor telling you to use it or for the purpose of getting high, where did you get these drugs? - Got from relative without permission	81
199	If you used prescription drugs or over the counter drugs without a doctor telling you to use it or for the purpose of getting high, where did you get these drugs? - Got from friend's home with permission	81
200	If you used prescription drugs or over the counter drugs without a doctor telling you to use it or for the purpose of getting high, where did you get these drugs? - Got from friend's home without permission	81
201	If you used prescription drugs or over the counter drugs without a doctor telling you to use it or for the purpose of getting high, where did you get these drugs? - Got from friend at school	81
202	If you used prescription drugs or over the counter drugs without a doctor telling you to use it or for the purpose of getting high, where did you get these drugs? - Got from friend at party	82
203	If you used prescription drugs or over the counter drugs without a doctor telling you to use it or for the purpose of getting high, where did you get these drugs? - Got from friend, elsewhere	82
204	If you used prescription drugs or over the counter drugs without a doctor telling you to use it or for the purpose of getting high, where did you get these drugs? - Got from internet sale	82
205	During the last month, about how many marijuana cigarettes, or the equivalent, did you smoke a day, on the average?	83

206	How wrong do your friends feel it would be for YOU to: have one or two drinks of an alcoholic beverage nearly every day?	83
207	How wrong do your friends feel it would be for YOU to: smoke tobacco?	83
208	How wrong do your friends feel it would be for YOU to: smoke marijuana?	84
209	How wrong do your friends feel it would be for YOU to: use prescription drugs not prescribed to you?	84
210	How wrong would most adults (over 21) in your neighborhood think it is for kids your age: to use marijuana?	84
211	How wrong would most adults (over 21) in your neighborhood think it is for kids your age: to drink alcohol?	85
212	How wrong would most adults (over 21) in your neighborhood think it is for kids your age: to smoke cigarettes?	85
213	How much do each of the following statements describe your neighborhood? crime and/or drug selling	85
214	How much do each of the following statements describe your neighborhood? fights	86
215	How much do each of the following statements describe your neighborhood? lots of empty or abandoned buildings	86
216	How much do each of the following statements describe your neighborhood? lots of graffiti	86
217	I feel safe in my neighborhood.	87
218	If a kid smoked marijuana in your neighborhood would he or she be caught by the police?	87
219	If a kid drank some beer, wine or hard liquor (for example, vodka, whiskey, or gin) in your neighborhood would he or she be caught by the police?	87
220	If a kid carried a handgun in your neighborhood would he or she be caught by the police?	88
221	If you wanted to get some cigarettes, how easy would it be for you to get some?	88
222	If you wanted to get some beer, wine or hard liquor (for example, vodka, whiskey, or gin), how easy would it be for you to get some?	88
223	If you wanted to get a drug like cocaine, LSD, or amphetamines, how easy would it be for you to get some?	89
224	If you wanted to get a handgun, how easy would it be for you to get one?	89
225	If you wanted to get some marijuana, how easy would it be for you to get some?	89
226	If you wanted to get prescription drugs for the purpose of getting high, how easy would it be for you to get some?	90
227	If you wanted to get synthetic marijuana such as K2 or chemical products such as bath salts to get high, how easy would it be for you to get some?	90

228	If you wanted to get steroids to use or to enhance athletic performance, how easy would it be for you to get some?	90
229	If you wanted to get e-cigarettes, e-cigars, or e-hookahs, how easy would it be for you to get some?	91
230	During the past 12 months, have you participated in any alcohol prevention programs or seen any alcohol prevention messages in your school or community? Yes, a school-based program focused on preventing underage drinking and/or drinking and driving.	91
231	During the past 12 months, have you participated in any alcohol prevention programs or seen any alcohol prevention messages in your school or community? Yes, a community-based program focused on preventing underage drinking and/or drinking and driving (for example, through your church or temple or through youth groups like Boys and Girls Club or 4-H).	91
232	During the past 12 months, have you participated in any alcohol prevention programs or seen any alcohol prevention messages in your school or community? Yes, a media campaign addressing underage drinking and/or drinking and driving (for example, newspaper ads, posters, pamphlets, radio, TV).	92
233	During the past 12 months, have you participated in any alcohol prevention programs or seen any alcohol prevention messages in your school or community? No	92
234	How wrong do your parents feel it would be for YOU to: have one or two drinks of an alcoholic beverage nearly every day?	92
235	How wrong do your parents feel it would be for YOU to: smoke tobacco?	92
236	How wrong do your parents feel it would be for YOU to: smoke marijuana?	93
237	How wrong do your parents feel it would be for YOU to: use prescription drugs not prescribed to you?	93
238	How wrong do your parents feel it would be for YOU to: steal something?	93
239	How wrong do your parents feel it would be for YOU to: draw graffiti, write things, or draw pictures on buildings or other property (without the owner's permission)?	94
240	How wrong do your parents feel it would be for YOU to: pick a fight with someone?	94
241	During the past 12 months, have you talked with at least one of your parents about the dangers of underage drinking and/or drinking and driving? By parents, we mean either your biological parents, adoptive parents, stepparents, or adult guardians - whether or not they live with you.	94
242	The rules in my family are clear.	95
243	People in my family have serious arguments about the same things, and often insult or yell at each other.	95

244	When I am not at home, one of my parents knows where I am and who I am with.	95
245	My family has clear rules about alcohol and drug use.	96
246	If you skipped school would you be caught by your parents?	96
247	My parents ask if I've gotten my homework done.	96
248	Would your parents know if you did not come home on time?	97
249	Do you know how to properly dispose of leftover prescription drugs?	97
250	Have any of your brothers or sisters ever: drunk beer, wine or hard liquor (for example, vodka, whiskey or gin)?	97
251	Have any of your brothers or sisters ever: smoked marijuana?	97
252	Have any of your brothers or sisters ever: smoked cigarettes?	98
253	Have any of your brothers or sisters ever: taken a handgun to school?	98
254	Have any of your brothers or sisters ever: been suspended or expelled from school?	98
255	Have any of your brothers or sisters ever: used e-cigarettes, e-cigars or e-hookahs (vaping)?	98
256	Have any of your brothers or sisters ever: used prescription drugs not prescribed to him/her?	99
257	Have you changed homes in the past year (the last 12 months)?	99
258	How many times have you changed homes since kindergarten?	99
259	Have you changed schools (including changing from elementary to middle and middle to high school) in the past year?	99
260	How many times have you changed schools since kindergarten (including changing from elementary to middle and middle to high school)?	100
261	Has anyone in your family ever had severe alcohol or drug problems?	100
262	About how many adults (over 21) have you known personally who in the past year have: used marijuana, crack, cocaine, or other drugs?	100
263	About how many adults (over 21) have you known personally who in the past year have: sold or dealt drugs?	101
264	About how many adults (over 21) have you known personally who in the past year have: done other things that could get them in trouble with the police, like stealing, selling stolen goods, mugging or assaulting others, etc.?	101
265	About how many adults (over 21) have you known personally who in the past year have: gotten drunk or high?	101
266	How honest were you in filling out this survey?	102

List of Figures

1	Grade Chart	12
2	Gender Chart	13
3	Age Chart	14

1 INTRODUCTION

This report was generated from data collected on the *2017 Arkansas Prevention Needs Assessment Student Survey*. This report contains basic frequency tables of all data collected and graphs on the selected demographic variables of grade, gender and age.

Questions regarding the information found in this report can be directed to:

International Survey Associates dba Pride Surveys

Mr. Jay Gleaton

2140 Newmarket Parkway

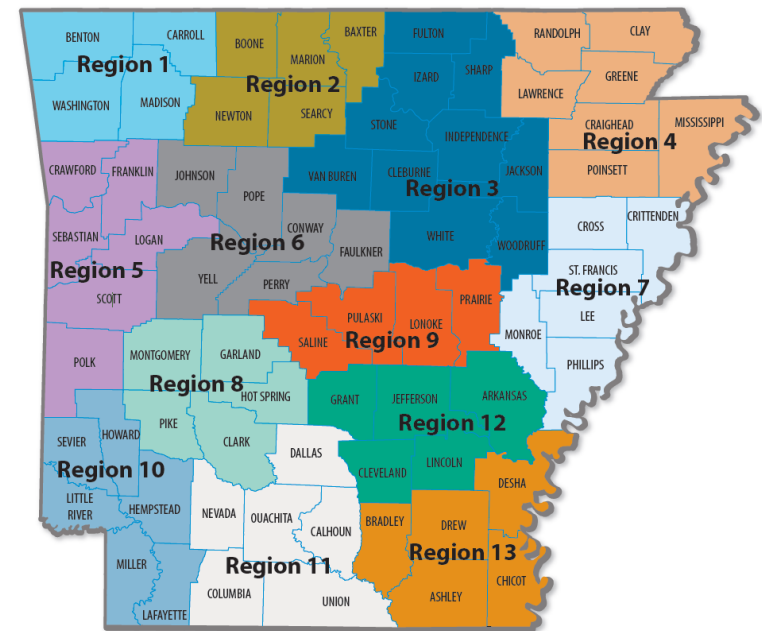
Suite 116

Marietta, GA 30067

Telephone: (800) 279-6361

Fax: (770) 726-9327

Website: <http://www.pridesurveys.com>



A note on the changing regions:

For the purposes of prevention in the state of Arkansas in 2013 the state moved from a 13-region system to an 8-region system. For the 2017 survey year the state reverted back to a 13-region system.

What this means for your regional data:

We have retroactively calculated all tables and year to year comparisons for THIS REPORT back to 13 regions. Because of this your reports from 2013 to 2016 that contain 8-regions CAN NOT BE COMPARED directly with this year's regional report. Regional reports will have different school groupings and will not be representative of the current 13-region system.

To reiterate, data in this report going back in time is comparable to previous years in the report because we recalculated previous years to 13 regions. However, the data should not be compared against any regional report going back 4 years because the regions were defined differently and represent different cohorts of students.

What this means for statewide, county, and school data:

This change will only affect the regional data. All other data is comparable with previous years.

Grade Chart

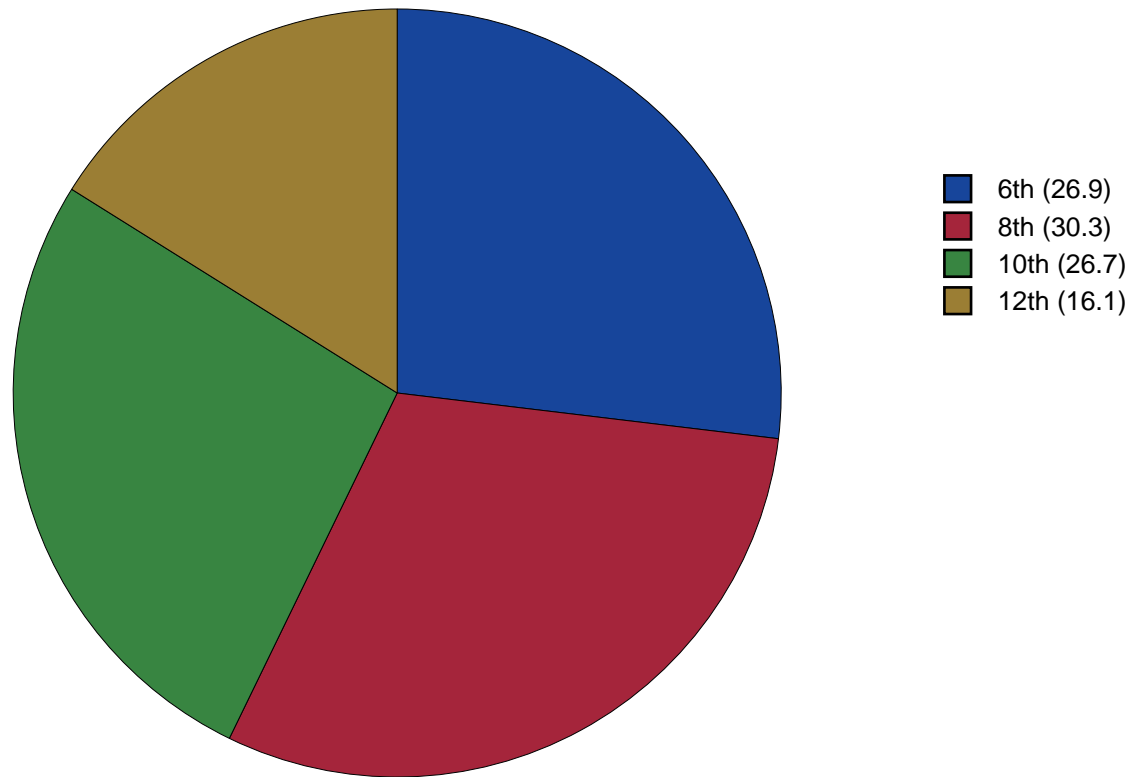


Figure 1: Grade Chart

Gender Chart

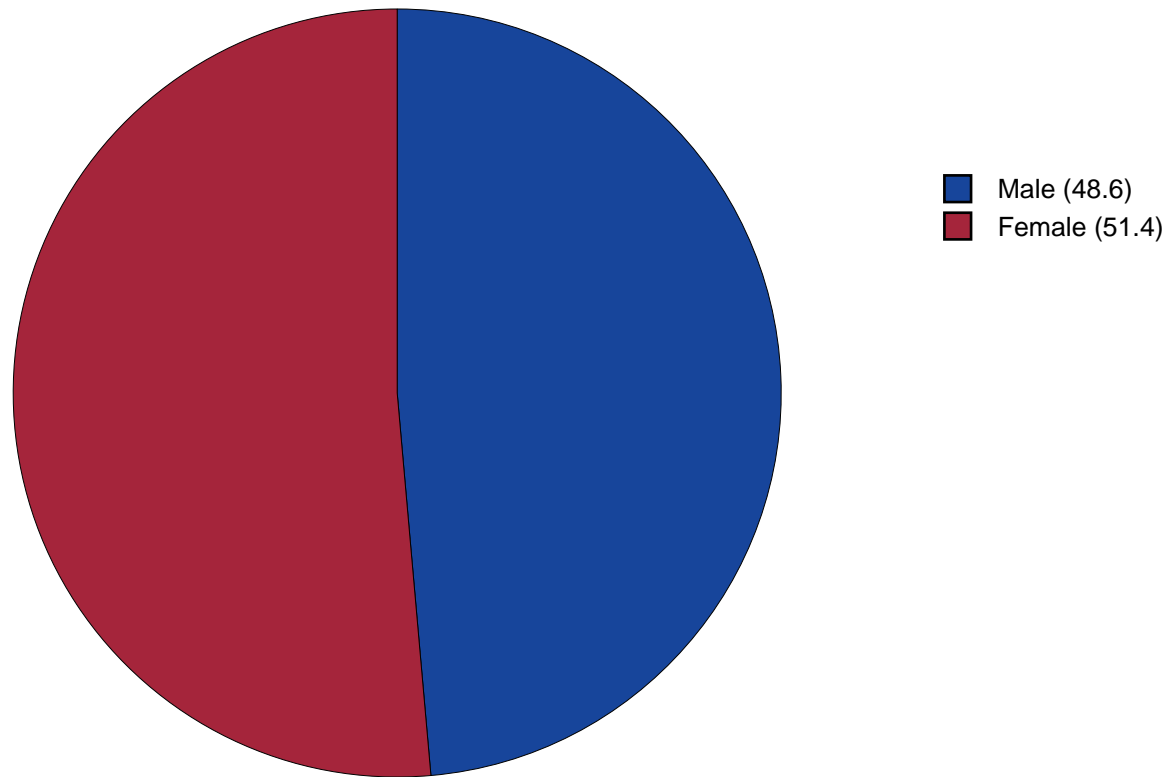


Figure 2: Gender Chart

Age Chart

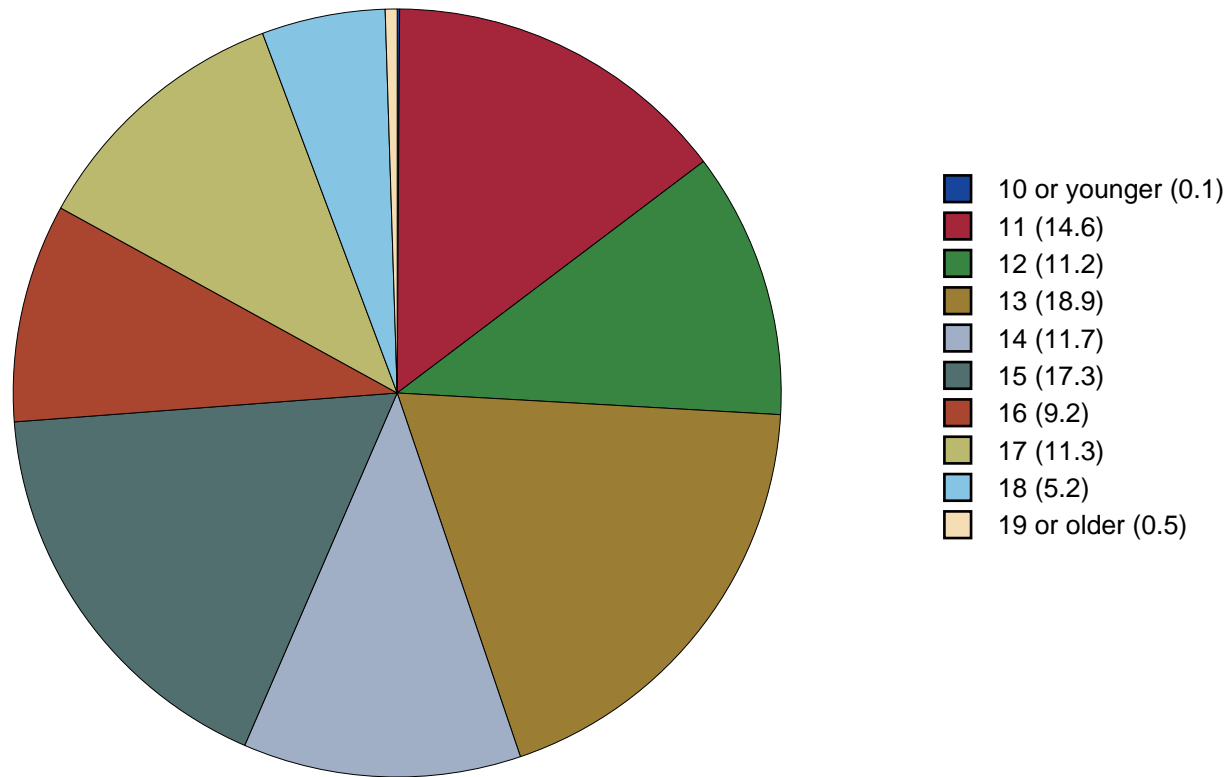


Figure 3: Age Chart

2 PERCENTAGE TABLES

The following tables contain frequency distribution detailing how your students responded to each question on the survey. The tables appear in the same order as the questions on the survey. The tables include breakdowns by grade level as well as overall percentages. The *N of Valid* row is a frequency count of the number of valid responses to each question for each grade and overall. The *N of Miss* row is a frequency count of the number of invalid (marked more than one response) or missing (i.e. did not respond) responses to each question for each grade and overall.

For the questions that allowed more than one response (i.e. race, live with, etc.) each response becomes a separate table. If a student did not mark the response, that was counted as a NO response, and if they did mark the response, that was counted as a YES response. Since a non response is a valid response for these questions, the *N of Miss* will always be zero for these questions.

Table 1: Gender

Response	6	8	10	12	Total
Male	47.7	47.7	49.2	50.8	48.6
Female	52.3	52.3	50.8	49.2	51.4
N of Valid	792	876	783	465	2916
N of Miss	18	34	21	19	92

Table 2: Age

Response	6	8	10	12	Total
10 or younger	0.4	0.0	0.0	0.0	0.1
11	54.2	0.0	0.0	0.0	14.6
12	41.2	0.3	0.0	0.0	11.2
13	4.2	58.5	0.0	0.0	18.9
14	0.0	38.6	0.1	0.0	11.7
15	0.0	2.3	62.3	0.0	17.3
16	0.0	0.2	34.2	0.2	9.2
17	0.0	0.0	3.2	64.5	11.3
18	0.0	0.0	0.1	32.2	5.2
19 or older	0.0	0.0	0.0	3.1	0.5
N of Valid	804	907	800	484	2995
N of Miss	6	3	4	0	13

Table 3: Are you Hispanic or Latino?

Response	6	8	10	12	Total
No	83.6	90.4	85.8	90.0	87.3
Yes	16.4	9.6	14.2	10.0	12.7
N of Valid	766	899	789	480	2934
N of Miss	44	11	15	4	74

Table 4: What is your race? Black or African American



Response	6	8	10	12	Total	
No	79.7	86.9	85.3	81.1	83.6	
Yes	20.3	13.1	14.7	18.9	16.4	
N of Valid	789	901	788	471	2949	
N of Miss	0	0	0	0	0	

Table 5: What is your race? Asian



Response	6	8	10	12	Total	
No	98.5	98.3	96.8	97.9	97.9	
Yes	1.5	1.7	3.2	2.1	2.1	
N of Valid	789	901	788	471	2949	
N of Miss	0	0	0	0	0	

Table 6: What is your race? American Indian



Response	6	8	10	12	Total	
No	90.6	91.9	93.7	96.0	92.7	
Yes	9.4	8.1	6.3	4.0	7.3	
N of Valid	789	901	788	471	2949	
N of Miss	0	0	0	0	0	

Table 7: What is your race? Alaska Native



Response	6	8	10	12	Total	
No	99.7	99.4	99.6	99.8	99.6	
Yes	0.3	0.6	0.4	0.2	0.4	
N of Valid	789	901	788	471	2949	
N of Miss	0	0	0	0	0	

Table 8: What is your race? White



Response	6	8	10	12	Total	
No	34.3	18.1	22.2	21.7	24.1	
Yes	65.7	81.9	77.8	78.3	75.9	
N of Valid	789	901	788	471	2949	
N of Miss	0	0	0	0	0	

Table 9: What is your race? Native Hawaiian or Other Pacific Islander



Response	6	8	10	12	Total	
No	99.2	98.7	99.0	99.2	99.0	
Yes	0.8	1.3	1.0	0.8	1.0	
N of Valid	789	901	788	471	2949	
N of Miss	0	0	0	0	0	

Table 10: What is your race? Other



Response	6	8	10	12	Total	
No	80.1	88.9	90.0	94.9	87.8	
Yes	19.9	11.1	10.0	5.1	12.2	
N of Valid	789	901	788	471	2949	
N of Miss	0	0	0	0	0	

Table 11: What is the highest level of schooling completed by your mother or father?









Response	6	8	10	12	Total	
Completed grade school or less	3.4	2.1	1.9	2.3	2.4	
Some high school	4.1	5.0	9.4	12.4	7.2	
Completed high school	10.5	15.4	18.2	23.1	16.1	
Some college	10.2	12.1	18.1	19.6	14.5	
Completed college	23.5	28.2	27.6	23.1	26.0	
Graduate or professional school after college	9.3	11.9	12.1	9.7	10.9	
Don't know	36.7	23.7	11.2	6.6	20.9	
Does not apply	2.3	1.6	1.4	3.1	2.0	
N of Valid	774	896	800	484	2954	
N of Miss	36	14	4	0	54	

Table 12: Think of where you live most of the time. Which of the following people live there with you? Mother



Response	6	8	10	12	Total	
No	15.3	18.7	16.6	16.6	16.9	
Yes	84.7	81.3	83.4	83.4	83.1	
N of Valid	806	903	800	483	2992	
N of Miss	0	0	0	0	0	

Table 13: Think of where you live most of the time. Which of the following people live there with you? Stepmother



Response	6	8	10	12	Total	
No	94.3	91.5	92.9	94.4	93.1	
Yes	5.7	8.5	7.1	5.6	6.9	
N of Valid	806	903	800	483	2992	
N of Miss	0	0	0	0	0	

Table 14: Think of where you live most of the time. Which of the following people live there with you? Foster Mother



Response	6	8	10	12	Total	
No	99.6	98.9	99.1	99.6	99.3	
Yes	0.4	1.1	0.9	0.4	0.7	
N of Valid	806	903	800	483	2992	
N of Miss	0	0	0	0	0	

Table 15: Think of where you live most of the time. Which of the following people live there with you? Grandmother



Response	6	8	10	12	Total	
No	82.1	87.3	89.5	91.1	87.1	
Yes	17.9	12.7	10.5	8.9	12.9	
N of Valid	806	903	800	483	2992	
N of Miss	0	0	0	0	0	

Table 16: Think of where you live most of the time. Which of the following people live there with you? Aunt



Response	6	8	10	12	Total	
No	93.4	95.8	96.6	96.9	95.6	
Yes	6.6	4.2	3.4	3.1	4.4	
N of Valid	806	903	800	483	2992	
N of Miss	0	0	0	0	0	

Table 17: Think of where you live most of the time. Which of the following people live there with you? Father



Response	6	8	10	12	Total	
No	42.7	41.3	43.9	46.0	43.1	
Yes	57.3	58.7	56.1	54.0	56.9	
N of Valid	806	903	800	483	2992	
N of Miss	0	0	0	0	0	

Table 18: Think of where you live most of the time. Which of the following people live there with you? Stepfather



Response	6	8	10	12	Total	
No	83.9	83.8	84.0	85.1	84.1	
Yes	16.1	16.2	16.0	14.9	15.9	
N of Valid	806	903	800	483	2992	
N of Miss	0	0	0	0	0	

Table 19: Think of where you live most of the time. Which of the following people live there with you? Foster Father



Response	6	8	10	12	Total	
No	99.6	99.2	99.2	99.6	99.4	
Yes	0.4	0.8	0.8	0.4	0.6	
N of Valid	806	903	800	483	2992	
N of Miss	0	0	0	0	0	

Table 20: Think of where you live most of the time. Which of the following people live there with you? Grandfather



Response	6	8	10	12	Total	
No	89.3	93.4	93.1	95.2	92.5	
Yes	10.7	6.6	6.9	4.8	7.5	
N of Valid	806	903	800	483	2992	
N of Miss	0	0	0	0	0	

Table 21: Think of where you live most of the time. Which of the following people live there with you? Uncle



Response	6	8	10	12	Total	
No	94.2	96.6	97.8	97.5	96.4	
Yes	5.8	3.4	2.2	2.5	3.6	
N of Valid	806	903	800	483	2992	
N of Miss	0	0	0	0	0	

Table 22: Think of where you live most of the time. Which of the following people live there with you? Other Adults



Response	6	8	10	12	Total	
No	97.1	97.3	97.1	95.9	97.0	
Yes	2.9	2.7	2.9	4.1	3.0	
N of Valid	806	903	800	483	2992	
N of Miss	0	0	0	0	0	

Table 23: Think of where you live most of the time. Which of the following people live there with you? Brother(s)



Response	6	8	10	12	Total	
No	50.9	56.4	57.9	61.3	56.1	
Yes	49.1	43.6	42.1	38.7	43.9	
N of Valid	806	903	800	483	2992	
N of Miss	0	0	0	0	0	

Table 24: Think of where you live most of the time. Which of the following people live there with you? Stepbrother(s)



Response	6	8	10	12	Total	
No	95.9	93.4	95.9	97.1	95.3	
Yes	4.1	6.6	4.1	2.9	4.7	
N of Valid	806	903	800	483	2992	
N of Miss	0	0	0	0	0	

Table 25: Think of where you live most of the time. Which of the following people live there with you? Sister(s)



Response	6	8	10	12	Total	
No	54.8	57.7	62.5	69.2	60.1	
Yes	45.2	42.3	37.5	30.8	39.9	
N of Valid	806	903	800	483	2992	
N of Miss	0	0	0	0	0	

Table 26: Think of where you live most of the time. Which of the following people live there with you? Stepsister(s)

Response	6	8	10	12	Total	
No	94.0	94.7	96.0	97.5	95.3	
Yes	6.0	5.3	4.0	2.5	4.7	
N of Valid	806	903	800	483	2992	
N of Miss	0	0	0	0	0	

Table 27: Think of where you live most of the time. Which of the following people live there with you? Other Children

Response	6	8	10	12	Total	
No	95.4	95.6	95.5	94.6	95.4	
Yes	4.6	4.4	4.5	5.4	4.6	
N of Valid	806	903	800	483	2992	
N of Miss	0	0	0	0	0	

Table 28: In my school, students have lots of chances to help decide things like class activities and rules.

Response	6	8	10	12	Total	
NO!	15.3	12.4	13.6	13.2	13.6	
no	35.8	36.1	38.6	31.8	36.0	
yes	41.3	44.1	41.1	48.4	43.2	
YES!	7.6	7.4	6.7	6.6	7.1	
N of Valid	790	895	779	469	2933	
N of Miss	20	15	25	15	75	

Table 29: Teachers ask me to work on special classroom projects.

Response	6	8	10	12	Total	
NO!	11.9	9.5	12.2	9.4	10.8	
no	36.0	41.6	43.9	41.1	40.7	
yes	41.7	41.0	37.6	42.2	40.5	
YES!	10.3	8.0	6.2	7.3	8.0	
N of Valid	774	888	776	467	2905	
N of Miss	36	22	28	17	103	

Table 30: My teacher(s) notices when I am doing a good job and lets me know about it.

Response	6	8	10	12	Total
NO!	5.4	6.8	9.3	8.6	7.4
no	16.0	29.0	31.9	23.0	25.3
yes	51.0	47.7	49.2	58.8	50.8
YES!	27.6	16.5	9.6	9.7	16.5
N of Valid	776	879	772	466	2893
N of Miss	34	31	32	18	115

Table 31: There are lots of chances for students in my school to get involved in sports, clubs, and other school activities outside of class.

Response	6	8	10	12	Total
NO!	2.9	1.3	3.2	3.2	2.6
no	8.8	5.8	6.3	6.6	6.9
yes	40.6	38.0	43.2	45.6	41.3
YES!	47.7	54.9	47.2	44.6	49.2
N of Valid	791	893	773	469	2926
N of Miss	19	17	31	15	82

Table 32: There are lots of chances for students in my school to talk with a teacher one-on-one.

Response	6	8	10	12	Total
NO!	3.4	3.9	5.7	4.7	4.4
no	13.5	19.3	19.4	15.9	17.2
yes	48.1	50.0	54.5	55.8	51.6
YES!	34.9	26.7	20.5	23.6	26.8
N of Valid	784	890	775	466	2915
N of Miss	26	20	29	18	93

Table 33: I feel safe at my school.

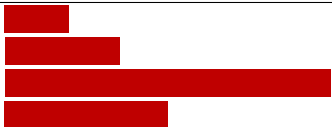
Response	6	8	10	12	Total	
NO!	7.2	8.2	9.3	7.2	8.0	
no	13.5	17.7	19.0	14.5	16.4	
yes	41.3	51.4	56.5	59.1	51.2	
YES!	38.1	22.7	15.3	19.2	24.3	
N of Valid	783	880	767	469	2899	
N of Miss	27	30	37	15	109	

Table 34: The school lets my parents know when I have done something well.


Response	6	8	10	12	Total	
NO!	11.6	16.3	26.5	23.1	18.8	
no	34.2	46.6	48.4	45.2	43.5	
yes	38.0	28.7	21.7	27.8	29.2	
YES!	16.2	8.5	3.4	3.9	8.5	
N of Valid	784	886	773	467	2910	
N of Miss	26	24	31	17	98	

Table 35: My teachers praise me when I work hard in school.


Response	6	8	10	12	Total	
NO!	13.5	13.2	18.6	13.2	14.7	
no	33.6	43.2	47.3	40.1	41.2	
yes	39.0	35.6	30.1	40.5	35.8	
YES!	13.9	8.0	4.0	6.2	8.2	
N of Valid	777	888	774	469	2908	
N of Miss	33	22	30	15	100	

Table 36: Are your school grades better than the grades of most students in your class?

Response	6	8	10	12	Total
NO!	7.2	7.1	8.0	5.8	7.2
no	33.7	30.8	29.3	24.8	30.2
yes	43.5	45.9	49.5	50.4	47.0
YES!	15.6	16.2	13.3	19.0	15.7
N of Valid	763	885	776	468	2892
N of Miss	47	25	28	16	116

Table 37: I have lots of chances to be part of class discussions or activities.

Response	6	8	10	12	Total
NO!	3.8	2.7	3.9	5.5	3.8
no	14.1	17.5	16.8	13.9	15.8
yes	51.4	56.4	64.6	65.0	58.6
YES!	30.7	23.4	14.7	15.6	21.8
N of Valid	786	890	775	469	2920
N of Miss	24	20	29	15	88

Table 38: Now thinking back over the past year in school, how often did you: enjoy being in school?

Response	6	8	10	12	Total
Never	6.5	9.2	12.6	13.1	10.0
Seldom	13.0	17.2	21.6	22.2	18.0
Sometimes	34.7	38.1	38.8	37.2	37.2
Often	24.0	22.9	20.8	22.2	22.5
Almost always	21.9	12.6	6.2	5.4	12.2
N of Valid	787	890	778	465	2920
N of Miss	23	20	26	19	88

Table 39: Now thinking back over the past year in school, how often did you: hate being in school?

Response	6	8	10	12	Total	
Never	13.4	6.2	4.0	4.1	7.2	
Seldom	33.3	24.4	17.4	17.9	23.9	
Sometimes	28.1	35.3	35.6	39.1	34.0	
Often	14.5	19.7	26.5	23.5	20.8	
Almost always	10.7	14.4	16.6	15.3	14.1	
N of Valid	777	882	778	463	2900	
N of Miss	33	28	26	21	108	

Table 40: Now thinking back over the past year in school, how often did you: try to do your best work in school?

Response	6	8	10	12	Total	
Never	0.7	0.2	1.8	2.2	1.1	
Seldom	1.6	2.2	2.5	5.0	2.5	
Sometimes	5.7	10.8	18.7	18.1	12.7	
Often	18.1	29.0	32.9	35.6	28.2	
Almost always	74.0	57.8	44.1	39.2	55.5	
N of Valid	768	880	775	464	2887	
N of Miss	42	30	29	20	121	

Table 41: How often do you feel that the school work you are assigned is meaningful and important?

Response	6	8	10	12	Total	
Never	4.1	4.6	7.1	11.7	6.3	
Seldom	10.2	19.1	26.5	21.0	19.0	
Sometimes	24.5	35.5	43.4	39.5	35.3	
Often	30.9	26.6	17.9	21.6	24.7	
Almost always	30.3	14.2	5.2	6.3	14.8	
N of Valid	783	890	775	463	2911	
N of Miss	27	20	29	21	97	

Table 42: Putting them all together, what were your grades like last year?






Response	6	8	10	12	Total	
Mostly F's	1.3	0.6	1.2	0.7	0.9	
Mostly D's	2.1	2.5	5.0	3.0	3.2	
Mostly C's	10.4	14.4	18.3	18.7	15.1	
Mostly B's	39.1	40.0	36.7	40.8	39.0	
Mostly A's	47.1	42.5	38.8	36.9	41.8	
N of Valid	767	866	774	461	2868	
N of Miss	43	44	30	23	140	

Table 43: How important do you think the things you are learning in school are going to be for your later life?






Response	6	8	10	12	Total	
Very important	48.2	23.3	10.7	10.2	24.6	
Quite important	25.6	27.0	18.5	19.7	23.2	
Fairly important	16.0	27.2	36.0	35.6	27.8	
Slightly important	8.1	18.8	28.0	23.0	19.0	
Not at all important	2.0	3.7	6.8	11.5	5.3	
N of Valid	788	886	775	461	2910	
N of Miss	22	24	29	23	98	

Table 44: During the LAST FOUR WEEKS how many whole days of school have you missed because you skipped or "cut"?








Response	6	8	10	12	Total	
None	58.7	68.5	64.5	48.7	61.6	
1	15.7	13.0	10.1	18.5	13.8	
2	10.9	7.7	10.7	13.5	10.3	
3	6.2	5.0	6.6	9.7	6.5	
4-5	6.2	3.9	5.9	6.9	5.5	
6-10	1.6	1.2	1.5	1.5	1.5	
11 or more	0.6	0.8	0.6	1.3	0.8	
N of Valid	790	888	775	466	2919	
N of Miss	20	22	29	18	89	

Table 45: What are the chances you would be seen as cool if you: smoked cigarettes?






Response	6	8	10	12	Total	
No or very little chance	88.2	69.7	66.1	66.9	73.3	
Little chance	4.7	12.4	13.9	16.3	11.3	
Some chance	3.3	9.2	11.7	9.2	8.2	
Pretty good chance	2.1	5.2	4.9	5.0	4.2	
Very good chance	1.8	3.6	3.3	2.6	2.9	
N of Valid	769	872	749	459	2849	
N of Miss	41	38	55	25	159	

Table 46: What are the chances you would be seen as cool if you: worked hard at school?






Response	6	8	10	12	Total	
No or very little chance	6.7	11.7	11.0	13.6	10.5	
Little chance	6.9	15.2	20.2	17.3	14.6	
Some chance	14.4	22.0	26.1	28.0	22.0	
Pretty good chance	28.5	26.7	25.4	25.4	26.6	
Very good chance	43.5	24.4	17.3	15.8	26.3	
N of Valid	771	862	747	457	2837	
N of Miss	39	48	57	27	171	

Table 47: What are the chances you would be seen as cool if you: began drinking alcoholic beverages regularly, that is, at least once or twice a month?






Response	6	8	10	12	Total	
No or very little chance	86.5	64.6	48.5	47.7	63.6	
Little chance	5.8	12.9	14.7	14.3	11.7	
Some chance	2.8	10.2	14.5	16.7	10.4	
Pretty good chance	2.7	8.6	16.5	13.4	9.8	
Very good chance	2.1	3.7	5.8	7.9	4.5	
N of Valid	773	865	746	455	2839	
N of Miss	37	45	58	29	169	

Table 48: What are the chances you would be seen as cool if you: defended someone who was being bullied?

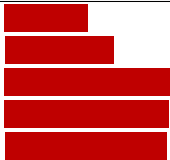
Response	6	8	10	12	Total	
No or very little chance	8.9	10.5	13.3	12.3	11.1	
Little chance	10.8	15.5	19.0	16.6	15.3	
Some chance	17.2	23.6	30.6	31.1	24.9	
Pretty good chance	24.5	26.0	21.6	26.5	24.5	
Very good chance	38.6	24.5	15.4	13.6	24.2	
N of Valid	772	867	751	457	2847	
N of Miss	38	43	53	27	161	

Table 49: What are the chances you would be seen as cool if you: smoked marijuana?


Response	6	8	10	12	Total	
No or very little chance	88.7	63.1	47.5	49.5	63.7	
Little chance	3.8	9.3	12.3	13.7	9.3	
Some chance	3.0	8.1	13.4	13.3	8.9	
Pretty good chance	2.1	8.6	14.0	13.1	9.0	
Very good chance	2.5	11.0	12.8	10.5	9.1	
N of Valid	770	864	748	459	2841	
N of Miss	40	46	56	25	167	

Table 50: What are the chances you would be seen as cool if you: carried a handgun?


Response	6	8	10	12	Total	
No or very little chance	79.4	70.1	69.4	64.3	71.5	
Little chance	8.4	12.0	13.2	16.6	12.1	
Some chance	4.3	7.9	9.0	10.1	7.5	
Pretty good chance	2.2	4.4	4.4	5.5	4.0	
Very good chance	5.7	5.7	4.0	3.5	4.9	
N of Valid	771	866	744	457	2838	
N of Miss	39	44	60	27	170	

Table 51: What are the chances you would be seen as cool if you: used e-cigarettes, e-cigars or e-hookahs (vaping)?






Response	6	8	10	12	Total	
No or very little chance	87.5	64.4	48.3	54.1	64.8	
Little chance	5.8	9.4	14.4	13.9	10.5	
Some chance	2.5	7.9	12.8	13.9	8.7	
Pretty good chance	1.9	9.2	10.7	7.8	7.4	
Very good chance	2.2	9.1	13.9	10.2	8.7	
N of Valid	770	866	750	460	2846	
N of Miss	40	44	54	24	162	

Table 52: What are the chances you would be seen as cool if you: bullied someone or cyber bullied someone?






Response	6	8	10	12	Total	
No or very little chance	87.5	64.4	48.3	54.1	64.8	
Little chance	5.8	9.4	14.4	13.9	10.5	
Some chance	2.5	7.9	12.8	13.9	8.7	
Pretty good chance	1.9	9.2	10.7	7.8	7.4	
Very good chance	2.2	9.1	13.9	10.2	8.7	
N of Valid	770	866	750	460	2846	
N of Miss	40	44	54	24	162	

Table 53: Think of your four best friends (the friends you feel closest to). In the past year (12 months), how many of your best friends have: participated in clubs, organizations or activities at school?






Response	6	8	10	12	Total	
0	14.0	10.6	13.1	11.4	12.3	
1	14.8	11.7	10.6	15.6	12.9	
2	16.2	18.1	18.1	14.7	17.0	
3	20.1	16.3	14.5	13.0	16.3	
4	34.9	43.3	43.8	45.3	41.4	
N of Valid	771	857	747	455	2830	
N of Miss	39	53	57	29	178	

Table 54: Think of your four best friends (the friends you feel closest to). In the past year (12 months), how many of your best friends have: smoked cigarettes?






Response	6	8	10	12	Total	
0	93.0	78.5	68.2	60.8	76.8	
1	5.2	11.8	15.5	18.1	12.0	
2	1.3	4.8	8.0	8.4	5.3	
3	0.3	1.8	3.5	5.1	2.4	
4	0.3	3.2	4.9	7.5	3.5	
N of Valid	757	854	741	452	2804	
N of Miss	53	56	63	32	204	

Table 55: Think of your four best friends (the friends you feel closest to). In the past year (12 months), how many of your best friends have: tried beer, wine or hard liquor (for example, vodka, whiskey, or gin) when their parents didn't know about it?






Response	6	8	10	12	Total	
0	87.1	63.8	45.4	38.2	61.3	
1	6.9	16.2	15.7	13.8	13.2	
2	2.8	8.6	13.8	15.6	9.5	
3	1.4	4.2	8.7	10.1	5.6	
4	1.7	7.2	16.4	22.2	10.5	
N of Valid	777	862	745	455	2839	
N of Miss	33	48	59	29	169	

Table 56: Think of your four best friends (the friends you feel closest to). In the past year (12 months), how many of your best friends have: used e-cigarettes, e-cigars, or e-hookahs?






Response	6	8	10	12	Total	
0	95.0	78.5	58.8	57.9	74.5	
1	3.5	11.0	13.9	13.6	10.1	
2	1.2	4.5	10.4	12.1	6.4	
3	0.3	2.2	6.9	5.3	3.4	
4	0.1	3.7	10.1	11.2	5.6	
N of Valid	775	860	743	456	2834	
N of Miss	35	50	61	28	174	

Table 57: Think of your four best friends (the friends you feel closest to). In the past year (12 months), how many of your best friends have: used marijuana?






Response	6	8	10	12	Total	
0	95.0	75.0	57.9	52.4	72.4	
1	3.1	10.3	15.5	16.2	10.6	
2	0.6	5.8	8.9	11.2	6.1	
3	0.8	3.3	6.7	7.5	4.2	
4	0.5	5.6	11.0	12.7	6.8	
N of Valid	776	857	744	456	2833	
N of Miss	34	53	60	28	175	

Table 58: Think of your four best friends (the friends you feel closest to). In the past year (12 months), how many of your best friends have: used prescription drugs or non-prescription drugs for the purpose of getting high?






Response	6	8	10	12	Total	
0	96.8	87.2	77.4	73.2	85.0	
1	2.3	6.9	9.6	12.9	7.3	
2	0.3	2.8	6.7	6.6	3.7	
3	0.4	1.3	2.3	2.0	1.4	
4	0.3	1.9	4.0	5.3	2.5	
N of Valid	775	858	742	456	2831	
N of Miss	35	52	62	28	177	

Table 59: Think of your four best friends (the friends you feel closest to). In the past year (12 months), how many of your best friends have: used synthetic marijuana (K2, spice) or bath salts?






Response	6	8	10	12	Total	
0	97.5	94.2	91.2	90.6	93.7	
1	1.4	3.4	4.2	4.6	3.3	
2	0.7	1.3	2.7	2.4	1.7	
3	0.1	0.1	0.5	1.1	0.4	
4	0.3	1.0	1.3	1.3	1.0	
N of Valid	768	862	741	456	2827	
N of Miss	42	48	63	28	181	

Table 60: Think of your four best friends (the friends you feel closest to). In the past year (12 months), how many of your best friends have: used LSD, cocaine, amphetamines, or other illegal drugs?






Response	6	8	10	12	Total	
0	97.7	94.4	89.0	88.2	92.9	
1	1.6	2.9	5.8	5.9	3.8	
2	0.6	0.8	2.6	2.6	1.5	
3	0.1	0.7	0.5	1.1	0.6	
4	0.0	1.2	2.2	2.2	1.3	
N of Valid	773	856	743	456	2828	
N of Miss	37	54	61	28	180	

Table 61: Think of your four best friends (the friends you feel closest to). In the past year (12 months), how many of your best friends have: been bullied?






Response	6	8	10	12	Total	
0	31.9	38.3	53.0	60.1	44.0	
1	24.6	24.5	18.7	18.6	22.0	
2	16.9	15.7	11.7	9.2	13.9	
3	8.2	7.6	5.4	3.7	6.6	
4	18.4	13.8	11.3	8.3	13.5	
N of Valid	765	853	744	456	2818	
N of Miss	45	57	60	28	190	

Table 62: Think of your four best friends (the friends you feel closest to). In the past year (12 months), how many of your best friends have: been suspended from school?






Response	6	8	10	12	Total	
0	67.3	67.5	67.1	77.9	69.0	
1	20.4	15.7	19.4	10.7	17.2	
2	6.2	7.1	6.9	6.1	6.7	
3	2.5	4.3	2.7	2.0	3.0	
4	3.5	5.5	3.9	3.3	4.2	
N of Valid	768	861	742	456	2827	
N of Miss	42	49	62	28	181	

Table 63: Think of your four best friends (the friends you feel closest to). In the past year (12 months), how many of your best friends have: carried a handgun?






Response	6	8	10	12	Total	
0	93.8	92.3	89.6	84.4	90.7	
1	3.6	4.8	6.1	6.4	5.1	
2	1.4	1.3	1.5	3.9	1.8	
3	0.4	0.5	0.8	1.8	0.7	
4	0.8	1.2	2.0	3.5	1.7	
N of Valid	772	857	743	456	2828	
N of Miss	38	53	61	28	180	

Table 64: Think of your four best friends (the friends you feel closest to). In the past year (12 months), how many of your best friends have: sold illegal drugs?






Response	6	8	10	12	Total	
0	98.2	92.1	83.5	85.1	90.4	
1	1.4	4.7	9.2	8.8	5.6	
2	0.1	1.7	3.9	3.9	2.2	
3	0.1	0.5	1.5	0.9	0.7	
4	0.1	1.0	1.9	1.3	1.1	
N of Valid	768	858	740	456	2822	
N of Miss	42	52	64	28	186	

Table 65: Think of your four best friends (the friends you feel closest to). In the past year (12 months), how many of your best friends have: regularly attended religious services?






Response	6	8	10	12	Total	
0	42.8	25.4	24.5	27.4	30.1	
1	10.8	15.7	16.0	18.2	14.9	
2	10.4	17.7	18.8	21.0	16.6	
3	12.0	17.5	16.3	17.3	15.7	
4	24.1	23.7	24.4	16.2	22.7	
N of Valid	752	858	743	457	2810	
N of Miss	58	52	61	27	198	

Table 66: Think of your four best friends (the friends you feel closest to). In the past year (12 months), how many of your best friends have: stolen or tried to steal a motor vehicle such as a car or motorcycle?






Response	6	8	10	12	Total	
0	98.1	93.6	94.3	94.5	95.2	
1	1.0	3.5	2.7	4.0	2.7	
2	0.3	1.7	1.6	0.9	1.2	
3	0.3	0.5	0.3	0.2	0.3	
4	0.4	0.7	1.1	0.4	0.7	
N of Valid	772	860	743	455	2830	
N of Miss	38	50	61	29	178	

Table 67: Think of your four best friends (the friends you feel closest to). In the past year (12 months), how many of your best friends have: been arrested?






Response	6	8	10	12	Total	
0	95.3	88.9	86.7	87.6	89.9	
1	3.4	6.2	8.1	8.7	6.3	
2	0.4	3.4	3.4	3.1	2.5	
3	0.1	0.8	0.5	0.2	0.5	
4	0.8	0.7	1.3	0.4	0.8	
N of Valid	770	859	743	458	2830	
N of Miss	40	51	61	26	178	

Table 68: Think of your four best friends (the friends you feel closest to). In the past year (12 months), how many of your best friends have: dropped out of school?






Response	6	8	10	12	Total	
0	95.8	95.2	91.7	89.5	93.5	
1	3.0	3.4	5.4	8.3	4.6	
2	0.6	0.5	1.6	1.5	1.0	
3	0.3	0.6	0.4	0.7	0.5	
4	0.3	0.3	0.9	0.0	0.4	
N of Valid	770	862	743	457	2832	
N of Miss	40	48	61	27	176	

Table 69: Think of your four best friends (the friends you feel closest to). In the past year (12 months), how many of your best friends have: been members of a gang?






Response	6	8	10	12	Total	
0	89.9	89.0	89.8	92.1	89.9	
1	5.6	6.0	3.8	3.7	4.9	
2	1.7	1.7	2.4	1.5	1.9	
3	0.6	0.9	0.4	0.4	0.6	
4	2.2	2.3	3.6	2.2	2.6	
N of Valid	771	862	743	458	2834	
N of Miss	39	48	61	26	174	

Table 70: How old were you when you first: smoked marijuana?










Response	6	8	10	12	Total	
Never	98.1	88.0	77.5	69.9	85.1	
10 or younger	0.4	1.8	1.1	2.2	1.3	
11	1.0	1.5	1.7	0.4	1.3	
12	0.5	3.0	3.2	1.5	2.1	
13	0.0	3.9	5.1	2.8	3.0	
14	0.0	1.4	5.5	5.7	2.8	
15	0.0	0.2	5.6	5.5	2.4	
16	0.0	0.0	0.3	6.6	1.1	
17 or older	0.0	0.1	0.0	5.5	0.9	
N of Valid	774	865	748	458	2845	
N of Miss	36	45	56	26	163	

Table 71: How old were you when you first: smoked a cigarette, even just a puff?










Response	6	8	10	12	Total	
Never	93.3	84.1	74.8	66.7	81.4	
10 or younger	4.9	5.6	6.2	6.4	5.7	
11	1.6	3.5	2.0	2.2	2.4	
12	0.3	2.7	2.6	2.6	2.0	
13	0.0	3.3	4.0	5.7	3.0	
14	0.0	0.8	5.0	4.6	2.3	
15	0.0	0.0	5.2	4.0	2.0	
16	0.0	0.0	0.3	4.6	0.8	
17 or older	0.0	0.0	0.0	3.1	0.5	
N of Valid	774	857	745	453	2829	
N of Miss	36	53	59	31	179	

Table 72: How old were you when you first: had more than a sip or two of beer, wine or hard liquor (for example, vodka, whiskey, or gin)?










Response	6	8	10	12	Total	
Never	84.4	68.2	53.8	45.4	65.2	
10 or younger	10.0	8.5	7.8	6.1	8.3	
11	3.6	5.2	3.5	1.8	3.8	
12	1.7	6.4	4.0	3.9	4.1	
13	0.3	9.3	7.4	6.8	5.9	
14	0.0	2.4	11.2	5.9	4.6	
15	0.0	0.0	10.0	11.4	4.5	
16	0.0	0.0	2.0	11.4	2.4	
17 or older	0.0	0.0	0.1	7.2	1.2	
N of Valid	771	861	741	456	2829	
N of Miss	39	49	63	28	179	

Table 73: How old were you when you first: began drinking alcoholic beverages regularly, that is, at least once or twice a month?










Response	6	8	10	12	Total	
Never	98.3	92.3	83.2	74.4	88.7	
10 or younger	0.8	1.0	0.4	0.9	0.8	
11	0.3	1.0	0.8	0.4	0.7	
12	0.6	1.8	1.5	0.9	1.3	
13	0.0	2.1	2.6	2.0	1.6	
14	0.0	1.6	4.0	2.4	1.9	
15	0.0	0.0	6.6	4.8	2.5	
16	0.0	0.1	0.9	7.0	1.4	
17 or older	0.0	0.0	0.0	7.0	1.1	
N of Valid	777	865	745	454	2841	
N of Miss	33	45	59	30	167	

Table 74: How old were you when you first: used Pegaramide (peg, Peggy)?


Response	6	8	10	12	Total	
Never	100.0	100.0	100.0	100.0	100.0	
10 or younger	0.0	0.0	0.0	0.0	0.0	
11	0.0	0.0	0.0	0.0	0.0	
12	0.0	0.0	0.0	0.0	0.0	
13	0.0	0.0	0.0	0.0	0.0	
14	0.0	0.0	0.0	0.0	0.0	
15	0.0	0.0	0.0	0.0	0.0	
16	0.0	0.0	0.0	0.0	0.0	
17 or older	0.0	0.0	0.0	0.0	0.0	
N of Valid	766	863	743	458	2830	
N of Miss	44	47	61	26	178	

Table 75: How old were you when you first: got suspended from school?










Response	6	8	10	12	Total	
Never	87.7	79.3	79.3	78.0	81.4	
10 or younger	6.6	7.5	4.4	6.1	6.2	
11	4.7	3.8	3.1	2.6	3.7	
12	1.0	4.6	3.2	4.8	3.3	
13	0.0	3.8	4.0	2.6	2.6	
14	0.0	0.9	2.6	2.2	1.3	
15	0.0	0.0	2.4	1.3	0.8	
16	0.0	0.0	0.5	1.5	0.4	
17 or older	0.0	0.0	0.4	0.9	0.2	
N of Valid	773	863	744	459	2839	
N of Miss	37	47	60	25	169	

Table 76: How old were you when you first: got arrested?










Response	6	8	10	12	Total	
Never	98.7	96.1	95.3	97.2	96.8	
10 or younger	0.4	0.7	0.5	0.0	0.5	
11	0.7	0.6	0.4	0.0	0.5	
12	0.3	0.9	0.4	0.4	0.5	
13	0.0	1.4	0.8	0.7	0.7	
14	0.0	0.3	1.2	0.4	0.5	
15	0.0	0.0	0.8	0.9	0.4	
16	0.0	0.0	0.3	0.4	0.1	
17 or older	0.0	0.0	0.3	0.0	0.1	
N of Valid	768	864	746	458	2836	
N of Miss	42	46	58	26	172	

Table 77: How old were you when you first: carried a handgun?










Response	6	8	10	12	Total	
Never	94.3	92.8	92.5	89.5	92.6	
10 or younger	2.5	2.1	1.9	2.6	2.2	
11	2.1	1.2	0.9	1.3	1.4	
12	0.8	1.6	1.1	0.4	1.1	
13	0.1	1.2	1.2	0.9	0.8	
14	0.0	1.0	1.1	0.9	0.7	
15	0.0	0.1	1.2	0.9	0.5	
16	0.0	0.0	0.1	1.1	0.2	
17 or older	0.3	0.0	0.0	2.4	0.5	
N of Valid	766	862	747	456	2831	
N of Miss	44	48	57	28	177	

Table 78: How old were you when you first: used e-cigarettes, e-cigars, or e-hookahs (vaping)?










Response	6	8	10	12	Total	
Never	96.9	84.8	71.2	70.6	82.2	
10 or younger	1.4	2.9	0.8	0.7	1.6	
11	1.2	2.8	1.3	1.3	1.7	
12	0.4	3.4	2.8	0.7	2.0	
13	0.1	4.1	4.7	1.1	2.7	
14	0.0	2.1	9.0	5.7	3.9	
15	0.0	0.0	8.8	7.0	3.4	
16	0.0	0.0	1.3	8.5	1.7	
17 or older	0.0	0.0	0.0	4.6	0.7	
N of Valid	775	861	746	459	2841	
N of Miss	35	49	58	25	167	

Table 79: How old were you when you first: belonged to a gang?










Response	6	8	10	12	Total	
Never	96.5	95.7	96.1	97.6	96.3	
10 or younger	1.7	0.9	0.8	0.9	1.1	
11	1.0	0.5	0.4	0.0	0.5	
12	0.8	0.6	0.7	0.0	0.6	
13	0.0	1.4	0.0	0.2	0.5	
14	0.0	0.9	0.1	0.2	0.4	
15	0.0	0.0	1.5	0.7	0.5	
16	0.0	0.0	0.4	0.2	0.1	
17 or older	0.0	0.0	0.0	0.2	0.0	
N of Valid	768	865	745	459	2837	
N of Miss	42	45	59	25	171	

Table 80: How old were you when you first: used prescription drugs not prescribed to you?










Response	6	8	10	12	Total	
Never	97.9	93.0	87.9	86.7	92.0	
10 or younger	1.6	2.0	1.6	0.9	1.6	
11	0.3	0.6	0.8	0.9	0.6	
12	0.3	1.3	0.9	0.4	0.8	
13	0.0	2.0	2.0	1.5	1.4	
14	0.0	1.2	3.1	1.3	1.4	
15	0.0	0.0	3.2	3.3	1.4	
16	0.0	0.0	0.3	2.4	0.5	
17 or older	0.0	0.0	0.1	2.6	0.5	
N of Valid	772	862	746	459	2839	
N of Miss	38	48	58	25	169	

Table 81: How wrong do you think it is for someone your age to: take a handgun to school?





Response	6	8	10	12	Total	
Very wrong	88.7	87.1	88.3	86.7	87.8	
Wrong	9.0	9.4	8.8	9.4	9.1	
A little bit wrong	1.8	3.0	2.8	2.8	2.6	
Not at all wrong	0.5	0.5	0.1	1.1	0.5	
N of Valid	780	870	752	458	2860	
N of Miss	30	40	52	26	148	

Table 82: How wrong do you think it is for someone your age to: steal anything?





Response	6	8	10	12	Total	
Very wrong	74.5	64.0	63.2	74.0	68.3	
Wrong	20.7	27.1	28.5	21.9	24.9	
A little bit wrong	4.3	8.1	7.7	3.1	6.1	
Not at all wrong	0.5	0.8	0.5	1.1	0.7	
N of Valid	774	864	751	457	2846	
N of Miss	36	46	53	27	162	

Table 83: How wrong do you think it is for someone your age to: pick a fight with someone?





Response	6	8	10	12	Total	
Very wrong	54.1	42.5	38.1	47.6	45.3	
Wrong	27.6	32.8	33.5	32.0	31.5	
A little bit wrong	14.0	21.0	23.4	18.0	19.2	
Not at all wrong	4.3	3.7	5.1	2.4	4.0	
N of Valid	772	862	749	456	2839	
N of Miss	38	48	55	28	169	

Table 84: How wrong do you think it is for someone your age to: attack someone with the idea of seriously hurting them?





Response	6	8	10	12	Total	
Very wrong	85.8	81.0	73.2	73.1	79.0	
Wrong	10.1	12.8	18.3	19.5	14.6	
A little bit wrong	2.7	4.4	7.1	5.7	4.9	
Not at all wrong	1.4	1.7	1.5	1.8	1.6	
N of Valid	773	865	750	457	2845	
N of Miss	37	45	54	27	163	

Table 85: How wrong do you think it is for someone your age to: stay away from school all day when their parents think they are at school?





Response	6	8	10	12	Total	
Very wrong	85.2	64.3	51.3	52.6	64.7	
Wrong	11.5	24.6	32.2	32.2	24.2	
A little bit wrong	2.6	9.6	14.5	10.8	9.1	
Not at all wrong	0.8	1.5	2.0	4.4	1.9	
N of Valid	775	869	746	454	2844	
N of Miss	35	41	58	30	164	

Table 86: How wrong do you think it is for someone your age to: drink beer, wine or hard liquor (for example, vodka, whiskey, or gin) regularly?





Response	6	8	10	12	Total	
Very wrong	89.9	70.1	51.9	48.2	67.2	
Wrong	7.2	16.5	22.0	22.5	16.3	
A little bit wrong	2.4	10.5	19.7	18.7	12.0	
Not at all wrong	0.5	2.9	6.4	10.6	4.4	
N of Valid	780	867	750	454	2851	
N of Miss	30	43	54	30	157	

Table 87: How wrong do you think it is for someone your age to: smoke cigarettes?





Response	6	8	10	12	Total	
Very wrong	92.6	76.2	64.9	60.2	75.1	
Wrong	5.8	14.8	21.5	21.2	15.1	
A little bit wrong	0.9	6.9	9.2	10.9	6.5	
Not at all wrong	0.6	2.1	4.4	7.7	3.2	
N of Valid	775	867	749	457	2848	
N of Miss	35	43	55	27	160	

Table 88: How wrong do you think it is for someone your age to: smoke marijuana?





Response	6	8	10	12	Total	
Very wrong	93.4	76.3	57.4	50.4	71.8	
Wrong	3.9	9.9	15.1	21.6	11.5	
A little bit wrong	2.3	7.5	13.9	13.0	8.6	
Not at all wrong	0.4	6.3	13.6	15.0	8.0	
N of Valid	775	868	748	454	2845	
N of Miss	35	42	56	30	163	

Table 89: How wrong do you think it is for someone your age to: use prescription drugs or non-prescription drugs for the purpose of getting high?





Response	6	8	10	12	Total	
Very wrong	96.0	87.0	78.6	77.2	85.7	
Wrong	2.7	9.6	14.0	17.1	10.1	
A little bit wrong	0.9	2.3	5.9	4.2	3.2	
Not at all wrong	0.4	1.2	1.5	1.5	1.1	
N of Valid	776	869	749	456	2850	
N of Miss	34	41	55	28	158	

Table 90: How wrong do you think it is for someone your age to: use synthetic marijuana (K2, spice) or bath salts?

Response	6	8	10	12	Total	
Very wrong	95.9	89.3	86.7	85.5	89.8	
Wrong	3.1	7.9	9.6	12.7	7.8	
A little bit wrong	0.4	2.1	2.4	1.1	1.6	
Not at all wrong	0.6	0.7	1.3	0.7	0.8	
N of Valid	772	860	750	456	2838	
N of Miss	38	50	54	28	170	

Table 91: How wrong do you think it is for someone your age to: use LSD, cocaine, amphetamines or another illegal drug?

Response	6	8	10	12	Total	
Very wrong	97.3	92.0	89.3	86.6	91.9	
Wrong	2.3	6.2	7.2	11.2	6.2	
A little bit wrong	0.1	1.2	2.3	1.5	1.2	
Not at all wrong	0.3	0.6	1.2	0.7	0.7	
N of Valid	777	866	749	456	2848	
N of Miss	33	44	55	28	160	

Table 92: How wrong do you think it is for someone your age to: use e-cigarettes, e-cigars or e-hookahs (vaping)?

Response	6	8	10	12	Total	
Very wrong	91.6	71.2	53.4	49.7	68.6	
Wrong	4.8	11.5	15.8	16.2	11.6	
A little bit wrong	2.3	11.5	16.6	17.7	11.4	
Not at all wrong	1.3	5.8	14.1	16.4	8.5	
N of Valid	774	869	751	457	2851	
N of Miss	36	41	53	27	157	

Table 93: At school during the past 12 months, did you receive help from the resource teacher, speech therapist or other special education teacher?

Response	6	8	10	12	Total
No	0.0	0.0	0.0	0.0	0.0
Yes	0.0	0.0	0.0	0.0	0.0
N of Valid	0	0	0	0	0
N of Miss	0	0	0	0	0

Table 94: How many times in the past year (12 months) have you: been suspended from school?

Response	6	8	10	12	Total
Never	90.9	87.3	89.7	93.0	89.8
1 to 2 times	7.8	11.3	8.1	6.1	8.7
3 to 5 times	1.2	0.9	1.6	0.9	1.2
6 to 9 times	0.0	0.3	0.1	0.0	0.1
10+ times	0.1	0.1	0.4	0.0	0.2
N of Valid	782	868	750	456	2856
N of Miss	28	42	54	28	152

Table 95: How many times in the past year (12 months) have you: carried a handgun?

Response	6	8	10	12	Total
Never	93.5	94.6	93.6	91.9	93.6
1 to 2 times	4.2	2.7	3.1	2.2	3.1
3 to 5 times	1.3	1.2	0.8	2.0	1.2
6 to 9 times	0.3	0.2	1.1	0.9	0.6
10+ times	0.8	1.4	1.5	3.1	1.5
N of Valid	779	864	748	454	2845
N of Miss	31	46	56	30	163

Table 96: How many times in the past year (12 months) have you: sold illegal drugs?


Response	6	8	10	12	Total	
Never	99.5	98.3	94.6	95.8	97.3	
1 to 2 times	0.5	1.0	2.4	2.2	1.4	
3 to 5 times	0.0	0.2	0.7	1.1	0.4	
6 to 9 times	0.0	0.2	0.5	0.4	0.3	
10+ times	0.0	0.2	1.7	0.4	0.6	
N of Valid	775	867	747	455	2844	
N of Miss	35	43	57	29	164	

Table 97: How many times in the past year (12 months) have you: stolen or tried to steal a motor vehicle such as a car or motorcycle?


Response	6	8	10	12	Total	
Never	99.0	98.7	98.0	99.3	98.7	
1 to 2 times	0.8	1.0	1.5	0.2	0.9	
3 to 5 times	0.1	0.2	0.4	0.0	0.2	
6 to 9 times	0.0	0.0	0.0	0.4	0.1	
10+ times	0.1	0.0	0.1	0.0	0.1	
N of Valid	780	864	750	456	2850	
N of Miss	30	46	54	28	158	

Table 98: How many times in the past year (12 months) have you: participated in clubs, organizations or activities at school?


Response	6	8	10	12	Total	
Never	37.1	32.3	34.9	33.5	34.5	
1 to 2 times	29.1	22.0	16.2	12.6	20.9	
3 to 5 times	12.4	16.6	12.9	12.3	13.8	
6 to 9 times	6.2	5.9	6.7	8.1	6.5	
10+ times	15.3	23.2	29.3	33.5	24.3	
N of Valid	777	867	751	454	2849	
N of Miss	33	43	53	30	159	

Table 99: How many times in the past year (12 months) have you: been arrested?





Response	6	8	10	12	Total	
Never	98.7	96.8	97.1	98.2	97.6	
1 to 2 times	1.0	2.9	2.3	1.3	2.0	
3 to 5 times	0.1	0.1	0.5	0.2	0.2	
6 to 9 times	0.0	0.0	0.0	0.0	0.0	
10+ times	0.1	0.2	0.1	0.2	0.2	
N of Valid	772	862	748	452	2834	
N of Miss	38	48	56	32	174	

Table 100: How many times in the past year (12 months) have you: attacked someone with the idea of seriously hurting them?






Response	6	8	10	12	Total	
Never	93.6	92.0	93.2	92.5	92.8	
1 to 2 times	4.5	6.1	5.6	4.6	5.3	
3 to 5 times	1.0	1.2	0.9	1.5	1.1	
6 to 9 times	0.4	0.6	0.0	0.9	0.4	
10+ times	0.5	0.1	0.3	0.4	0.3	
N of Valid	780	866	751	456	2853	
N of Miss	30	44	53	28	155	

Table 101: How many times in the past year (12 months) have you: been drunk or high at school?






Response	6	8	10	12	Total	
Never	99.2	94.2	88.0	90.4	93.3	
1 to 2 times	0.4	3.8	6.5	3.3	3.5	
3 to 5 times	0.4	1.0	3.1	2.2	1.6	
6 to 9 times	0.0	0.2	0.5	0.4	0.3	
10+ times	0.0	0.7	1.9	3.7	1.3	
N of Valid	775	865	751	456	2847	
N of Miss	35	45	53	28	161	

Table 102: How many times in the past year (12 months) have you: taken a handgun to school?






Response	6	8	10	12	Total	
Never	99.7	99.7	99.2	98.5	99.4	
1 to 2 times	0.1	0.1	0.4	1.3	0.4	
3 to 5 times	0.1	0.0	0.3	0.0	0.1	
6 to 9 times	0.0	0.1	0.0	0.0	0.0	
10+ times	0.0	0.1	0.1	0.2	0.1	
N of Valid	777	864	749	456	2846	
N of Miss	33	46	55	28	162	

Table 103: How many times in the past year (12 months) have you: used e-cigarettes, e-cigars, or e-hookahs (vaping)?






Response	6	8	10	12	Total	
Never	99.7	99.7	99.2	98.5	99.4	
1 to 2 times	0.1	0.1	0.4	1.3	0.4	
3 to 5 times	0.1	0.0	0.3	0.0	0.1	
6 to 9 times	0.0	0.1	0.0	0.0	0.0	
10+ times	0.0	0.1	0.1	0.2	0.1	
N of Valid	777	864	749	456	2846	
N of Miss	33	46	55	28	162	

Table 104: Are you currently on probation, or assigned a probation officer with Juvenile Court?



Response	6	8	10	12	Total	
No	97.3	97.9	97.1	96.7	97.3	
Yes	2.7	2.1	2.9	3.3	2.7	
N of Valid	693	802	714	426	2635	
N of Miss	117	108	90	58	373	

Table 105: Have you ever belonged to a gang?


Response	6	8	10	12	Total	
No	92.5	92.2	92.8	94.9	92.9	
No, but would like to	2.3	2.6	2.1	0.9	2.1	
Yes, in the past	3.5	2.7	2.1	1.8	2.6	
Yes, belong now	1.2	2.1	2.7	2.4	2.0	
Yes, but would like to get out	0.5	0.5	0.3	0.0	0.4	
N of Valid	776	860	750	452	2838	
N of Miss	34	50	54	32	170	

Table 106: If you have ever belonged to a gang, did that gang have a name?


Response	6	8	10	12	Total	
No	14.4	13.8	17.7	23.8	16.6	
Yes	5.4	4.9	4.6	4.0	4.8	
I have never belonged to a gang	80.2	81.3	77.8	72.2	78.6	
N of Valid	776	863	747	450	2836	
N of Miss	34	47	57	34	172	

Table 107: You are at a party at someone's house, and one of your friends offers you a drink containing alcohol. What would you say or do?

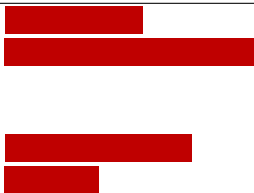
Response	6	8	10	12	Total	
Drink it	4.1	19.5	29.9	32.7	20.1	
Tell your friend, 'No thanks, I don't drink' and suggest that you and your friend go and do something else	48.0	41.0	32.4	27.8	38.6	
Just say, 'No thanks' and walk away	32.0	24.9	27.2	30.3	28.3	
Make up a good excuse, tell your friend you had something else to do, and leave	15.9	14.6	10.5	9.1	13.0	
N of Valid	775	863	746	449	2833	
N of Miss	35	47	58	35	175	

Table 108: How often do you attend religious services or activities?





Response	6	8	10	12	Total	
Never	22.4	14.2	15.7	15.7	17.0	
Rarely	19.8	20.4	23.1	26.5	21.9	
1-2 Times a Month	10.3	13.8	15.7	16.8	13.8	
About Once a Week or More	47.6	51.6	45.6	41.1	47.2	
N of Valid	759	864	746	453	2822	
N of Miss	51	46	58	31	186	

Table 109: I think sometimes it's okay to cheat at school.





Response	6	8	10	12	Total	
NO!	66.9	46.0	25.4	22.6	42.8	
no	26.0	34.3	37.2	39.6	33.6	
yes	6.0	16.6	31.4	28.4	19.4	
YES!	1.0	3.0	6.1	9.4	4.3	
N of Valid	777	854	724	447	2802	
N of Miss	33	56	80	37	206	

Table 110: It is important to think before you act.





Response	6	8	10	12	Total	
NO!	4.1	2.8	3.3	3.8	3.5	
no	2.7	4.5	2.2	3.4	3.2	
yes	25.0	38.0	42.3	38.9	35.6	
YES!	68.1	54.8	52.1	53.9	57.7	
N of Valid	775	851	718	445	2789	
N of Miss	35	59	86	39	219	

Table 111: Sometimes I think that life is not worth it.





Response	6	8	10	12	Total	
NO!	55.9	47.2	39.1	42.2	46.7	
no	21.3	20.5	28.5	28.9	24.1	
yes	14.1	20.5	21.1	20.0	18.8	
YES!	8.7	11.8	11.3	9.0	10.4	
N of Valid	766	845	719	446	2776	
N of Miss	44	65	85	38	232	

Table 112: At times I think I am no good at all.





Response	6	8	10	12	Total	
NO!	40.6	32.3	32.1	30.9	34.4	
no	20.6	24.2	25.0	31.6	24.6	
yes	29.6	27.9	30.1	27.3	28.9	
YES!	9.2	15.6	12.8	10.2	12.2	
N of Valid	773	847	720	443	2783	
N of Miss	37	63	84	41	225	

Table 113: All in all, I am inclined to think that I am a failure.





Response	6	8	10	12	Total	
NO!	55.5	46.5	40.9	42.4	46.9	
no	26.1	26.4	31.6	33.4	28.8	
yes	12.6	16.7	18.3	16.4	15.9	
YES!	5.7	10.4	9.2	7.8	8.4	
N of Valid	767	845	721	446	2779	
N of Miss	43	65	83	38	229	

Table 114: In the past year, have you felt depressed or sad MOST days, even if you felt okay sometimes?

Response	6	8	10	12	Total	
NO!	36.2	35.1	28.7	32.2	33.3	
no	20.6	19.9	23.5	26.6	22.1	
yes	28.2	25.1	28.1	25.7	26.8	
YES!	15.0	19.9	19.7	15.4	17.8	
N of Valid	773	851	719	447	2790	
N of Miss	37	59	85	37	218	

Table 115: It is all right to beat up people if they start the fight.

Response	6	8	10	12	Total	
NO!	48.3	30.6	23.7	25.1	32.8	
no	19.2	24.2	25.2	21.3	22.6	
yes	17.7	22.9	25.4	25.1	22.5	
YES!	14.8	22.2	25.7	28.5	22.1	
N of Valid	772	850	723	446	2791	
N of Miss	38	60	81	38	217	

Table 116: I think it is okay to take something without asking if you can get away with it.

Response	6	8	10	12	Total	
NO!	80.3	66.2	56.6	61.2	66.8	
no	17.2	28.2	35.7	34.1	28.0	
yes	1.9	4.6	6.1	3.6	4.1	
YES!	0.5	1.1	1.7	1.1	1.1	
N of Valid	777	852	723	446	2798	
N of Miss	33	58	81	38	210	

Table 117: Where do you get the most information about living a drug and alcohol free life? Parents/guardians





Response	6	8	10	12	Total	
All the time	60.7	57.2	48.4	51.6	55.0	
Most	15.7	21.8	23.9	20.2	20.4	
Some	10.8	11.9	16.8	16.4	13.6	
Very little	12.9	9.1	10.9	11.9	11.0	
N of Valid	753	839	715	446	2753	
N of Miss	57	71	89	38	255	

Table 118: Where do you get the most information about living a drug and alcohol free life? Friends





Response	6	8	10	12	Total	
All the time	25.7	16.3	13.6	16.9	18.2	
Most	16.2	18.1	18.6	18.0	17.7	
Some	19.1	23.7	23.5	26.1	22.8	
Very little	39.1	41.8	44.3	39.0	41.3	
N of Valid	729	822	698	444	2693	
N of Miss	81	88	106	40	315	

Table 119: Where do you get the most information about living a drug and alcohol free life? Family members





Response	6	8	10	12	Total	
All the time	54.8	50.1	37.7	37.3	46.1	
Most	17.8	19.3	23.8	24.0	20.8	
Some	12.6	15.7	21.5	22.2	17.4	
Very little	14.8	14.9	17.0	16.5	15.7	
N of Valid	736	827	702	442	2707	
N of Miss	74	83	102	42	301	

Table 120: Where do you get the most information about living a drug and alcohol free life? School





Response	6	8	10	12	Total	
All the time	63.2	54.1	42.0	43.7	51.7	
Most	15.8	19.4	24.7	24.9	20.7	
Some	7.8	15.3	21.0	20.0	15.5	
Very little	13.1	11.2	12.3	11.4	12.0	
N of Valid	739	839	709	446	2733	
N of Miss	71	71	95	38	275	

Table 121: Where do you get the most information about living a drug and alcohol free life? Internet





Response	6	8	10	12	Total	
All the time	25.8	18.1	19.5	18.7	20.6	
Most	14.8	14.6	15.3	15.8	15.0	
Some	18.1	26.6	27.4	26.9	24.5	
Very little	41.4	40.8	37.8	38.6	39.8	
N of Valid	725	817	698	443	2683	
N of Miss	85	93	106	41	325	

Table 122: Where do you get the most information about living a drug and alcohol free life? TV





Response	6	8	10	12	Total	
All the time	32.4	21.5	20.0	21.6	24.1	
Most	16.0	16.2	15.6	16.7	16.1	
Some	21.3	28.2	29.5	27.9	26.6	
Very little	30.3	34.1	34.9	33.8	33.2	
N of Valid	737	822	699	444	2702	
N of Miss	73	88	105	40	306	

Table 123: Where do you get the most information about living a drug and alcohol free life? Social media





Response	6	8	10	12	Total	
All the time	24.0	16.6	17.7	18.1	19.1	
Most	10.6	10.3	12.1	13.8	11.5	
Some	17.5	23.1	26.5	27.4	23.2	
Very little	47.8	50.0	43.7	40.6	46.2	
N of Valid	724	814	701	441	2680	
N of Miss	86	96	103	43	328	

Table 124: How much do you think people risk harming themselves (physically or in other ways) if they: smoked one or more packs of cigarettes per day?





Response	6	8	10	12	Total	
No risk	18.6	9.5	8.7	7.4	11.5	
Slight risk	6.2	8.2	9.0	9.8	8.1	
Moderate risk	16.2	20.0	22.7	21.2	19.9	
Great risk	59.0	62.2	59.6	61.6	60.6	
N of Valid	764	850	723	448	2785	
N of Miss	46	60	81	36	223	

Table 125: How much do you think people risk harming themselves (physically or in other ways) if they: try marijuana once or twice?





Response	6	8	10	12	Total	
No risk	22.4	25.6	37.7	40.4	30.3	
Slight risk	20.1	28.8	25.7	29.4	25.7	
Moderate risk	20.4	21.5	17.9	14.8	19.2	
Great risk	37.1	24.0	18.6	15.3	24.8	
N of Valid	758	840	719	445	2762	
N of Miss	52	70	85	39	246	

Table 126: How much do you think people risk harming themselves (physically or in other ways) if they: smoke marijuana once or twice a week?


Response	6	8	10	12	Total	
No risk	20.3	18.9	27.1	28.0	22.9	
Slight risk	9.6	16.9	20.4	25.6	17.2	
Moderate risk	19.2	24.9	24.5	23.5	23.0	
Great risk	50.9	39.3	28.0	22.9	36.9	
N of Valid	750	840	717	446	2753	
N of Miss	60	70	87	38	255	

Table 127: How much do you think people risk harming themselves (physically or in other ways) if they: take one or two drinks of an alcoholic beverage (beer, wine, liquor) nearly every day?


Response	6	8	10	12	Total	
No risk	21.1	13.7	16.1	12.6	16.2	
Slight risk	15.0	21.5	21.3	30.2	21.1	
Moderate risk	21.7	30.5	32.7	30.4	28.7	
Great risk	42.2	34.2	29.9	26.8	34.1	
N of Valid	760	845	722	444	2771	
N of Miss	50	65	82	40	237	

Table 128: How much do you think people risk harming themselves (physically or in other ways) if they: have five or more drinks of an alcoholic beverage once or twice a weekend?

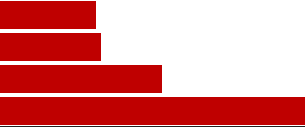
Response	6	8	10	12	Total	
No risk	19.9	10.6	11.4	10.4	13.3	
Slight risk	8.6	12.4	17.5	22.5	14.3	
Moderate risk	18.6	26.5	26.9	26.4	24.4	
Great risk	53.0	50.5	44.2	40.8	48.0	
N of Valid	760	849	718	444	2771	
N of Miss	50	61	86	40	237	

Table 129: How much do you think people risk harming themselves (physically or in other ways) if they: use prescription drugs that are not prescribed to them?


Response	6	8	10	12	Total	
No risk	19.0	9.4	7.4	7.3	11.2	
Slight risk	4.0	6.2	11.0	11.1	7.6	
Moderate risk	14.7	19.2	22.2	22.0	19.2	
Great risk	62.4	65.1	59.4	59.6	62.0	
N of Valid	757	848	716	441	2762	
N of Miss	53	62	88	43	246	

Table 130: How much do you think people risk harming themselves (physically or in other ways) if they: use non-prescription drugs to get high?


Response	6	8	10	12	Total	
No risk	18.5	9.8	7.4	7.6	11.2	
Slight risk	3.3	5.9	8.8	8.3	6.3	
Moderate risk	12.3	17.6	19.8	21.6	17.3	
Great risk	65.9	66.7	64.0	62.5	65.1	
N of Valid	757	848	717	445	2767	
N of Miss	53	62	87	39	241	

Table 131: How much do you think people risk harming themselves (physically or in other ways) if they: use e-cigarettes, e-cigars, or e-hookahs?


Response	6	8	10	12	Total	
No risk	22.2	21.5	28.2	26.5	24.2	
Slight risk	14.0	25.6	29.3	33.5	24.7	
Moderate risk	16.6	20.2	18.3	17.8	18.3	
Great risk	47.2	32.7	24.3	22.2	32.8	
N of Valid	757	847	717	445	2766	
N of Miss	53	63	87	39	242	

Table 132: Have you ever used smokeless tobacco (chew, snuff, plug, dipping tobacco, or chewing tobacco)?

Response	6	8	10	12	Total	
Never	95.1	87.6	84.2	77.3	87.2	
Once or Twice	3.8	8.0	8.0	8.0	6.9	
Once in a while but not regularly	0.8	2.0	3.4	4.6	2.5	
Regularly in the past	0.1	1.0	2.1	3.0	1.4	
Regularly now	0.1	1.3	2.1	7.1	2.1	
N of Valid	754	834	698	436	2722	
N of Miss	56	76	106	48	286	

Table 133: How often have you used smokeless tobacco during the past 30 days?

Response	6	8	10	12	Total	
Not at all	98.7	95.1	94.6	88.2	94.8	
Once or twice	0.8	3.5	2.7	3.6	2.6	
Once or twice per week	0.4	0.4	0.6	0.9	0.5	
Three to five times per week	0.0	0.4	0.6	0.9	0.4	
About once a day	0.1	0.4	0.4	1.4	0.5	
More than once a day	0.0	0.4	1.1	5.0	1.2	
N of Valid	753	837	704	439	2733	
N of Miss	57	73	100	45	275	

Table 134: Have you ever smoked cigarettes?

Response	6	8	10	12	Total	
Never	94.0	83.2	75.2	69.2	81.9	
Once or Twice	4.9	11.8	13.0	13.6	10.5	
Once in a while but not regularly	0.3	2.9	5.7	9.5	4.0	
Regularly in the past	0.7	1.4	4.3	3.6	2.3	
Regularly now	0.1	0.7	1.7	4.1	1.4	
N of Valid	751	837	698	442	2728	
N of Miss	59	73	106	42	280	

Table 135: How frequently have you smoked cigarettes during the past 30 days?


Response	6	8	10	12	Total	
Not at all	98.9	95.9	92.0	87.8	94.4	
Less than one cigarette per day	0.7	2.9	5.2	5.7	3.3	
One to five cigarettes per day	0.1	0.8	1.7	4.8	1.5	
About one-half pack per day	0.3	0.4	0.6	1.6	0.6	
About one pack per day	0.0	0.0	0.1	0.2	0.1	
About one and one-half packs per day	0.0	0.0	0.0	0.0	0.0	
Two packs or more per day	0.0	0.0	0.4	0.0	0.1	
N of Valid	745	838	699	442	2724	
N of Miss	65	72	105	42	284	

Table 136: Which statement best describes rules about smoking inside your home or your family cars?


Response	6	8	10	12	Total	
Smoking is not allowed anywhere inside your home or cars	62.0	64.8	63.7	68.5	64.4	
Smoking is allowed in some places and at some times or in some cars	9.4	11.1	11.6	8.0	10.3	
Smoking is allowed anywhere inside the home or cars	4.3	2.9	6.6	5.0	4.6	
There are no rules about smoking inside the home or cars	4.0	4.0	4.0	4.1	4.0	
I don't know	20.2	17.2	14.1	14.4	16.8	
N of Valid	743	830	700	438	2711	
N of Miss	67	80	104	46	297	

Table 137: Have you ever used e-cigarettes, e-cigars, or e-hookahs (vaping)?


Response	6	8	10	12	Total	
Never	94.7	80.1	68.2	63.7	78.4	
Once or Twice	4.0	11.7	12.0	13.2	9.9	
Once in a while but not regularly	0.9	3.6	10.5	10.0	5.7	
Regularly in the past	0.4	1.4	4.6	4.6	2.5	
Regularly now	0.0	3.1	4.7	8.4	3.5	
N of Valid	750	829	698	438	2715	
N of Miss	60	81	106	46	293	

Table 138: How frequently have you used e-cigarettes, e-cigars, or e-hookahs (vaping)?








Response	6	8	10	12	Total	
Not at all	98.8	91.3	82.0	79.5	89.1	
Less than 10 puffs per day	1.1	4.8	9.6	8.4	5.6	
10 to 50 puffs per day	0.0	2.4	4.0	6.1	2.8	
About one-half cartomiser per day	0.0	0.1	1.6	2.3	0.8	
About one cartomiser per day	0.0	0.4	0.9	1.6	0.6	
About one and one-half cartomisers per day	0.0	0.4	0.4	0.7	0.3	
Two cartomisers or more per day	0.1	0.6	1.4	1.4	0.8	
N of Valid	743	832	695	440	2710	
N of Miss	67	78	109	44	298	

Table 139: During this school year, were you taught in any of your classes about the dangers of tobacco use?






Response	6	8	10	12	Total	
Never	22.7	29.0	36.6	41.8	31.3	
Rarely	14.2	18.6	24.6	19.4	19.1	
Sometimes	22.6	22.6	20.3	23.7	22.2	
Often	22.2	18.0	12.1	10.2	16.3	
Almost always	18.3	11.8	6.4	5.0	11.1	
N of Valid	748	840	703	443	2734	
N of Miss	62	70	101	41	274	

Table 140: During the past 12 months, have you participated in any community activities to discourage people your age from using cigarettes, chewing tobacco, snuff, dip or cigars, e-cigarettes, e-cigars, or e-hookahs?






Response	6	8	10	12	Total	
Never	64.2	66.8	72.7	71.4	68.3	
Rarely	13.1	13.7	14.9	14.1	13.9	
Sometimes	12.3	11.4	8.6	8.6	10.5	
Often	5.4	4.7	2.0	3.4	4.0	
Almost always	5.0	3.5	1.9	2.5	3.3	
N of Valid	740	835	699	440	2714	
N of Miss	70	75	105	44	294	

Table 141: Think back over the last two weeks. How many times have you had five or more alcoholic drinks in a row?







Response	6	8	10	12	Total	
None	98.8	93.8	88.2	81.3	91.7	
Once	0.7	3.3	4.4	6.0	3.3	
Twice	0.3	1.6	3.5	4.6	2.2	
3-5 times	0.3	0.9	2.2	4.4	1.6	
6-9 times	0.0	0.1	0.4	0.9	0.3	
10 or more times	0.0	0.4	1.2	2.8	0.9	
N of Valid	737	822	680	434	2673	
N of Miss	73	88	124	50	335	

Table 142: During the past 30 days, how many times did you ride in a car or other vehicle driven by someone who had been drinking alcohol or using drugs to get high?






Response	6	8	10	12	Total	
0 times	89.8	87.5	86.0	82.2	86.9	
1 time	5.5	5.6	6.1	5.8	5.7	
2 or 3 times	2.7	5.0	4.1	5.8	4.2	
4 or 5 times	0.4	1.1	1.6	2.8	1.3	
6 or more times	1.6	0.8	2.2	3.5	1.8	
N of Valid	745	826	685	433	2689	
N of Miss	65	84	119	51	319	

Table 143: During the past 30 days, how many times did you drive a car or other vehicle when you had been drinking alcohol or using drugs to get high?







Response	6	8	10	12	Total	
I did not drive a car in the past 30 days	50.6	57.7	48.4	28.0	48.6	
0 times	48.3	39.9	47.8	62.5	47.9	
1 time	0.4	1.2	1.0	4.2	1.4	
2 or 3 times	0.4	0.7	0.7	2.1	0.9	
4 or 5 times	0.1	0.1	0.6	1.6	0.5	
6 or more times	0.1	0.2	1.5	1.6	0.8	
N of Valid	731	814	682	432	2659	
N of Miss	79	96	122	52	349	

Table 144: If you drank alcohol (not just a sip or taste) in the past year, where did you usually drink it?

Response	6	8	10	12	Total	
I did not drink alcohol in the past year	93.9	83.8	66.8	58.1	78.1	
At my home	3.7	5.9	13.9	11.4	8.2	
At someone else's home	1.8	6.8	16.4	24.9	10.8	
At an open area like a park, beach, field, back road, woods, or a street corner	0.1	1.3	1.5	2.1	1.2	
At a sporting event or concert	0.1	0.5	0.1	0.7	0.3	
At a restaurant, bar, or a nightclub	0.1	0.4	0.4	0.9	0.4	
At an empty building or a construction site	0.1	0.4	0.1	0.5	0.3	
At a hotel/motel	0.0	0.1	0.0	0.9	0.2	
An a car	0.1	0.4	0.4	0.5	0.3	
At school	0.0	0.5	0.3	0.0	0.2	
N of Valid	734	819	678	430	2661	
N of Miss	76	91	126	54	347	

Table 145: How do you feel about someone your age having one or two drinks of an alcoholic beverage nearly every day?

Response	6	8	10	12	Total	
Neither approve nor disapprove	22.8	25.6	32.6	32.9	27.8	
Somewhat disapprove	6.5	11.9	21.2	22.8	14.6	
Strongly disapprove	56.5	51.8	36.4	34.1	46.3	
Don't know or can't say	14.2	10.7	9.8	10.1	11.3	
N of Valid	738	824	684	434	2680	
N of Miss	72	86	120	50	328	

Table 146: On how many occasions have you had alcoholic beverages (beer, wine or hard liquor) to drink in your lifetime - more than just a few sips?

Response	6	8	10	12	Total	
0	91.6	76.4	60.8	54.8	73.3	
1-2	5.3	12.0	13.8	10.6	10.3	
3-5	1.5	5.3	9.1	10.4	6.0	
6-9	0.5	1.5	4.2	5.3	2.5	
10+	1.1	4.8	12.1	18.9	7.9	
N of Valid	749	810	669	434	2662	
N of Miss	61	100	135	50	346	

Table 147: On how many occasions have you drunk one of more drinks of an alcoholic beverage during the past 30 days?






Response	6	8	10	12	Total	
0	98.5	92.7	84.4	77.2	89.7	
1-2	0.9	4.9	10.0	13.3	6.5	
3-5	0.5	1.5	2.8	3.9	2.0	
6-9	0.0	0.4	0.9	2.3	0.7	
10+	0.0	0.5	1.8	3.2	1.1	
N of Valid	747	813	667	435	2662	
N of Miss	63	97	137	49	346	

Table 148: On how many occasions have you used marijuana (grass, pot) or hashish (hash, hash oil) in your lifetime?






Response	6	8	10	12	Total	
0	98.1	89.0	80.6	74.2	87.0	
1-2	1.1	4.7	3.6	6.7	3.7	
3-5	0.3	2.2	3.6	4.2	2.3	
6-9	0.1	0.9	2.5	2.1	1.3	
10+	0.4	3.2	9.7	12.8	5.6	
N of Valid	745	810	669	431	2655	
N of Miss	65	100	135	53	353	

Table 149: On how many occasions have you used marijuana (grass, pot) or hashish (hash, hash oil) during the past 30 days?






Response	6	8	10	12	Total	
0	99.3	95.1	89.5	86.9	93.5	
1-2	0.4	2.5	4.2	4.4	2.6	
3-5	0.0	1.0	1.5	2.1	1.0	
6-9	0.1	0.2	1.1	0.9	0.5	
10+	0.1	1.2	3.8	5.6	2.3	
N of Valid	744	811	666	429	2650	
N of Miss	66	99	138	55	358	

Table 150: On how many occasions have you used LSD or other psychedelics in your lifetime?






Response	6	8	10	12	Total	
0	99.9	99.4	98.2	97.7	98.9	
1-2	0.1	0.5	0.9	2.1	0.8	
3-5	0.0	0.0	0.3	0.0	0.1	
6-9	0.0	0.1	0.3	0.0	0.1	
10+	0.0	0.0	0.3	0.2	0.1	
N of Valid	742	812	669	434	2657	
N of Miss	68	98	135	50	351	

Table 151: On how many occasions have you used LSD or other psychedelics during the past 30 days?





Response	6	8	10	12	Total	
0	99.9	99.8	99.5	99.8	99.7	
1-2	0.0	0.2	0.3	0.0	0.2	
3-5	0.1	0.0	0.0	0.0	0.0	
6-9	0.0	0.0	0.0	0.0	0.0	
10+	0.0	0.0	0.2	0.2	0.1	
N of Valid	739	809	665	435	2648	
N of Miss	71	101	139	49	360	

Table 152: On how many occasions have you used cocaine or crack in your lifetime?






Response	6	8	10	12	Total	
0	99.6	99.4	98.5	98.2	99.0	
1-2	0.1	0.5	1.0	1.2	0.6	
3-5	0.0	0.1	0.1	0.5	0.2	
6-9	0.3	0.0	0.0	0.0	0.1	
10+	0.0	0.0	0.3	0.2	0.1	
N of Valid	747	810	667	433	2657	
N of Miss	63	100	137	51	351	

Table 153: On how many occasions have you used cocaine or crack during the past 30 days?




Response	6	8	10	12	Total	
0	99.9	99.8	100.0	99.8	99.8	
1-2	0.1	0.2	0.0	0.0	0.1	
3-5	0.0	0.0	0.0	0.2	0.0	
6-9	0.0	0.0	0.0	0.0	0.0	
10+	0.0	0.0	0.0	0.0	0.0	
N of Valid	742	805	665	433	2645	
N of Miss	68	105	139	51	363	

Table 154: On how many occasions have you sniffed glue, breathed the contents of an aerosol spray can, or inhaled other gases or sprays, in order to get high in your lifetime?






Response	6	8	10	12	Total	
0	97.7	93.3	95.6	94.9	95.4	
1-2	1.7	3.0	3.2	2.5	2.6	
3-5	0.1	2.0	0.9	1.4	1.1	
6-9	0.0	0.9	0.0	0.2	0.3	
10+	0.4	0.9	0.3	0.9	0.6	
N of Valid	745	811	666	434	2656	
N of Miss	65	99	138	50	352	

Table 155: On how many occasions have you sniffed glue, breathed the contents of an aerosol spray can, or inhaled other gases or sprays, in order to get high during the past 30 days?






Response	6	8	10	12	Total	
0	98.8	96.4	98.2	98.8	97.9	
1-2	0.8	2.1	1.4	0.7	1.3	
3-5	0.0	1.0	0.2	0.5	0.4	
6-9	0.1	0.2	0.3	0.0	0.2	
10+	0.3	0.2	0.0	0.0	0.2	
N of Valid	744	809	665	434	2652	
N of Miss	66	101	139	50	356	

Table 156: On how many occasions have you used Pegaramide (peg, Peggy, etc.) in your lifetime?


Response	6	8	10	12	Total	
0	100.0	100.0	100.0	100.0	100.0	
1-2	0.0	0.0	0.0	0.0	0.0	
3-5	0.0	0.0	0.0	0.0	0.0	
6-9	0.0	0.0	0.0	0.0	0.0	
10+	0.0	0.0	0.0	0.0	0.0	
N of Valid	736	812	663	433	2644	
N of Miss	74	98	141	51	364	

Table 157: On how many occasions have you used Pegaramide (peg, Peggy, etc.) during the past 30 days?


Response	6	8	10	12	Total	
0	100.0	100.0	100.0	100.0	100.0	
1-2	0.0	0.0	0.0	0.0	0.0	
3-5	0.0	0.0	0.0	0.0	0.0	
6-9	0.0	0.0	0.0	0.0	0.0	
10+	0.0	0.0	0.0	0.0	0.0	
N of Valid	736	810	661	434	2641	
N of Miss	74	100	143	50	367	

Table 158: On how many occasions have you used synthetic marijuana (K2, spice) in your lifetime?






Response	6	8	10	12	Total	
0	98.9	98.1	97.3	97.2	98.0	
1-2	0.7	1.4	1.7	2.1	1.4	
3-5	0.1	0.2	0.3	0.5	0.3	
6-9	0.1	0.1	0.2	0.0	0.1	
10+	0.1	0.1	0.6	0.2	0.3	
N of Valid	742	810	663	433	2648	
N of Miss	68	100	141	51	360	

Table 159: On how many occasions have you used synthetic marijuana (K2, spice) during the past 30 days?






Response	6	8	10	12	Total	
0	99.6	99.1	99.1	99.8	99.4	
1-2	0.1	0.6	0.5	0.2	0.4	
3-5	0.0	0.1	0.3	0.0	0.1	
6-9	0.1	0.0	0.0	0.0	0.0	
10+	0.1	0.1	0.2	0.0	0.1	
N of Valid	740	809	663	433	2645	
N of Miss	70	101	141	51	363	

Table 160: On how many occasions have you used methamphetamines (meth, speed, crank, crystal meth) in your lifetime?





Response	6	8	10	12	Total	
0	100.0	99.5	99.1	98.2	99.3	
1-2	0.0	0.4	0.6	0.9	0.4	
3-5	0.0	0.0	0.3	0.2	0.1	
6-9	0.0	0.0	0.0	0.0	0.0	
10+	0.0	0.1	0.0	0.7	0.2	
N of Valid	740	809	664	433	2646	
N of Miss	70	101	140	51	362	

Table 161: On how many occasions have you used methamphetamines (meth, speed, crank, crystal meth) in the past 30 days?





Response	6	8	10	12	Total	
0	99.9	99.9	100.0	99.3	99.8	
1-2	0.0	0.1	0.0	0.2	0.1	
3-5	0.0	0.0	0.0	0.2	0.0	
6-9	0.0	0.0	0.0	0.0	0.0	
10+	0.1	0.0	0.0	0.2	0.1	
N of Valid	741	804	663	433	2641	
N of Miss	69	106	141	51	367	

Table 162: On how many occasions have you used other chemical products (bath salts, plant food, etc.) in your lifetime?





Response	6	8	10	12	Total	
0	97.7	98.3	99.5	99.5	98.6	
1-2	1.2	0.9	0.3	0.5	0.8	
3-5	0.5	0.4	0.2	0.0	0.3	
6-9	0.0	0.0	0.0	0.0	0.0	
10+	0.5	0.5	0.0	0.0	0.3	
N of Valid	738	811	663	431	2643	
N of Miss	72	99	141	53	365	

Table 163: On how many occasions have you used other chemical products (bath salts, plant food, etc.) during the past 30 days?






Response	6	8	10	12	Total	
0	99.0	99.3	100.0	99.8	99.5	
1-2	0.4	0.4	0.0	0.0	0.2	
3-5	0.1	0.1	0.0	0.2	0.1	
6-9	0.1	0.0	0.0	0.0	0.0	
10+	0.3	0.2	0.0	0.0	0.2	
N of Valid	736	809	664	433	2642	
N of Miss	74	101	140	51	366	

Table 164: On how many occasions have you used heroin or other opiates in your lifetime?





Response	6	8	10	12	Total	
0	99.9	99.4	97.9	98.4	99.0	
1-2	0.1	0.4	1.2	1.2	0.6	
3-5	0.0	0.1	0.5	0.0	0.2	
6-9	0.0	0.0	0.0	0.0	0.0	
10+	0.0	0.1	0.5	0.5	0.2	
N of Valid	727	809	663	430	2629	
N of Miss	83	101	141	54	379	

Table 165: On how many occasions have you used heroin or other opiates during the past 30 days?





Response	6	8	10	12	Total	
0	99.9	99.8	98.9	99.5	99.5	
1-2	0.1	0.1	0.8	0.5	0.3	
3-5	0.0	0.0	0.0	0.0	0.0	
6-9	0.0	0.1	0.0	0.0	0.0	
10+	0.0	0.0	0.3	0.0	0.1	
N of Valid	725	804	664	430	2623	
N of Miss	85	106	140	54	385	

Table 166: On how many occasions have you used MDMA ('X', 'E', or ecstasy) in your lifetime?






Response	6	8	10	12	Total	
0	99.7	99.6	98.0	98.4	99.0	
1-2	0.3	0.2	1.2	1.4	0.7	
3-5	0.0	0.0	0.3	0.2	0.1	
6-9	0.0	0.0	0.3	0.0	0.1	
10+	0.0	0.1	0.2	0.0	0.1	
N of Valid	729	803	663	431	2626	
N of Miss	81	107	141	53	382	

Table 167: On how many occasions have you used MDMA ('X', 'E', or ecstasy) during the past 30 days?




Response	6	8	10	12	Total	
0	99.9	99.8	99.5	99.5	99.7	
1-2	0.1	0.2	0.3	0.5	0.3	
3-5	0.0	0.0	0.2	0.0	0.0	
6-9	0.0	0.0	0.0	0.0	0.0	
10+	0.0	0.0	0.0	0.0	0.0	
N of Valid	725	803	663	430	2621	
N of Miss	85	107	141	54	387	

Table 168: On how many occasions have you taken prescription drugs (such as Valium, Xanax, Ritalin, Adderall, OxyContin, Tramadol, or sleeping pills) not prescribed to you in your lifetime?


Response	6	8	10	12	Total	
0	97.4	92.2	87.9	89.8	92.2	
1-2	1.6	4.0	5.4	4.0	3.7	
3-5	0.1	1.6	2.1	2.8	1.5	
6-9	0.1	0.6	1.7	0.5	0.7	
10+	0.7	1.6	2.9	3.0	1.9	
N of Valid	742	807	663	430	2642	
N of Miss	68	103	141	54	366	

Table 169: On how many occasions have you taken prescription drugs (such as Valium, Xanax, Ritalin, Adderall, OxyContin, Tramadol, or sleeping pills) not prescribed to you during the past 30 days?


Response	6	8	10	12	Total	
0	98.7	96.9	95.3	96.1	96.9	
1-2	0.8	1.5	3.2	2.6	1.9	
3-5	0.3	0.7	0.6	1.2	0.6	
6-9	0.3	0.2	0.3	0.0	0.2	
10+	0.0	0.6	0.6	0.2	0.4	
N of Valid	743	808	664	431	2646	
N of Miss	67	102	140	53	362	

Table 170: On how many occasions have you taken non-prescription medicines such as diet pills (for example, Dietac, Dexatrim or Prolamine), stay-awake pills (for example No-Doz, Vivarin, or Wake), or cough or cold medicines (robos, DXM, etc.) to get high in your lifetime?


Response	6	8	10	12	Total	
0	99.2	97.4	95.8	95.8	97.2	
1-2	0.4	1.0	1.8	2.1	1.2	
3-5	0.0	0.9	1.1	0.9	0.7	
6-9	0.1	0.4	0.3	0.2	0.3	
10+	0.3	0.4	1.1	0.9	0.6	
N of Valid	745	806	665	432	2648	
N of Miss	65	104	139	52	360	

Table 171: On how many occasions have you taken non-prescription medicines such as diet pills (for example, Dietac, Dexatrim or Prolamine), stay-awake pills (for example No-Doz, Vivarin, or Wake), or cough or cold medicines (robos, DXM, etc.) to get high during the past 30 days?





Response	6	8	10	12	Total	
0	99.3	99.0	98.8	98.6	99.0	
1-2	0.4	0.9	0.8	0.9	0.7	
3-5	0.3	0.1	0.3	0.2	0.2	
6-9	0.0	0.0	0.2	0.2	0.1	
10+	0.0	0.0	0.0	0.0	0.0	
N of Valid	742	807	665	432	2646	
N of Miss	68	103	139	52	362	

Table 172: On how many occasions have you been drunk or very high from drinking alcoholic beverages during the past 30 days?






Response	6	8	10	12	Total	
0	99.5	96.4	91.1	87.5	94.5	
1-2	0.4	2.6	5.7	5.8	3.3	
3-5	0.1	0.5	1.5	3.2	1.1	
6-9	0.0	0.0	1.1	2.3	0.6	
10+	0.0	0.5	0.6	1.2	0.5	
N of Valid	738	801	661	432	2632	
N of Miss	72	109	143	52	376	

Table 173: On how many occasions have you drunk flavored alcoholic beverages, sometimes called 'alcopops' (like Mike's Hard Lemonade, Smirnoff Ice, Bacardi Breezers, etc.) in your lifetime?






Response	6	8	10	12	Total	
0	97.4	85.9	77.5	75.2	85.3	
1-2	1.6	8.2	8.4	6.9	6.2	
3-5	0.4	3.0	5.1	4.9	3.1	
6-9	0.0	1.1	2.9	3.0	1.6	
10+	0.5	1.9	6.0	10.0	3.9	
N of Valid	741	807	663	432	2643	
N of Miss	69	103	141	52	365	

Table 174: On how many occasions have you drunk flavored alcoholic beverages, sometimes called 'alcopops' (like Mike's Hard Lemonade, Smirnoff Ice, Bacardi Breezers, etc.) during the past 30 days?






Response	6	8	10	12	Total	
0	98.6	94.8	90.2	86.8	93.4	
1-2	0.8	3.3	6.4	7.6	4.1	
3-5	0.1	1.1	2.0	2.3	1.3	
6-9	0.3	0.2	0.6	1.6	0.6	
10+	0.1	0.5	0.9	1.6	0.7	
N of Valid	735	807	661	432	2635	
N of Miss	75	103	143	52	373	

Table 175: If you smoked cigarettes (not just a puff or drag) in the past year, how did you usually get them?












Response	6	8	10	12	Total	
I did not smoke cigarettes in the past year	95.5	90.2	84.0	82.2	88.8	
I bought them myself with a fake ID	0.0	0.1	0.5	0.2	0.2	
I bought them myself without a fake ID	0.1	0.3	0.5	2.8	0.7	
I got them from someone I know age 18 or older	0.4	2.4	7.7	7.0	4.0	
I got them from someone I know under age 18	0.7	1.6	1.4	1.9	1.4	
I got them from my brother or sister	0.1	0.4	0.5	0.7	0.4	
I got them from home with my parents' permission	0.1	0.3	0.6	0.5	0.3	
I got them from home without my parents' permission	0.6	1.8	1.2	0.0	1.0	
I got them from another relative	0.1	0.1	0.9	0.9	0.5	
A stranger bought them for me	0.0	0.1	0.0	0.2	0.1	
I took them from a store or shop	0.0	0.0	0.0	0.0	0.0	
Other	2.2	2.8	2.8	3.5	2.7	
N of Valid	714	792	650	426	2582	
N of Miss	96	118	154	58	426	

Table 176: If you used e-cigarettes, e-cigars, or e-hookahs (not just a puff or drag) in the past year, how did you usually get them? - I did not use e-cigarettes, e-cigars, or e-hookahs in the past year



Response	6	8	10	12	Total	
No	2.6	10.2	22.2	21.5	13.0	
Yes	97.4	89.8	77.8	78.5	87.0	
N of Valid	701	777	645	423	2546	
N of Miss	0	0	0	0	0	

Table 177: If you used e-cigarettes, e-cigars, or e-hookahs (not just a puff or drag) in the past year, how did you usually get them? - I bought them in a store such as a convenience store, supermarket, discount store, or gas station



Response	6	8	10	12	Total	
No	99.4	99.6	99.4	97.4	99.1	
Yes	0.6	0.4	0.6	2.6	0.9	
N of Valid	701	777	645	423	2546	
N of Miss	0	0	0	0	0	

Table 178: If you used e-cigarettes, e-cigars, or e-hookahs (not just a puff or drag) in the past year, how did you usually get them? - I got them on the Internet



Response	6	8	10	12	Total	
No	99.4	98.8	98.1	97.6	98.6	
Yes	0.6	1.2	1.9	2.4	1.4	
N of Valid	701	777	645	423	2546	
N of Miss	0	0	0	0	0	

Table 179: If you used e-cigarettes, e-cigars, or e-hookahs (not just a puff or drag) in the past year, how did you usually get them? - I got them at a store that sells electronic cigarettes, such as a "vape shop"



Response	6	8	10	12	Total	
No	99.9	99.4	98.1	95.7	98.6	
Yes	0.1	0.6	1.9	4.3	1.4	
N of Valid	701	777	645	423	2546	
N of Miss	0	0	0	0	0	

Table 180: If you used e-cigarettes, e-cigars, or e-hookahs (not just a puff or drag) in the past year, how did you usually get them? - I got them from a family member



Response	6	8	10	12	Total	
No	98.9	96.9	96.1	97.9	97.4	
Yes	1.1	3.1	3.9	2.1	2.6	
N of Valid	701	777	645	423	2546	
N of Miss	0	0	0	0	0	

Table 181: If you used e-cigarettes, e-cigars, or e-hookahs (not just a puff or drag) in the past year, how did you usually get them? - I got them from a friend



Response	6	8	10	12	Total	
No	99.6	94.6	85.7	90.8	93.1	
Yes	0.4	5.4	14.3	9.2	6.9	
N of Valid	701	777	645	423	2546	
N of Miss	0	0	0	0	0	

Table 182: If you used e-cigarettes, e-cigars, or e-hookahs (not just a puff or drag) in the past year, how did you usually get them? - A stranger got them for me



Response	6	8	10	12	Total	
No	99.9	99.7	99.4	98.8	99.5	
Yes	0.1	0.3	0.6	1.2	0.5	
N of Valid	701	777	645	423	2546	
N of Miss	0	0	0	0	0	

Table 183: If you used e-cigarettes, e-cigars, or e-hookahs (not just a puff or drag) in the past year, how did you usually get them? - I took them from a store or shop



Response	6	8	10	12	Total	
No	100.0	99.7	100.0	99.8	99.9	
Yes	0.0	0.3	0.0	0.2	0.1	
N of Valid	701	777	645	423	2546	
N of Miss	0	0	0	0	0	

Table 184: If you used e-cigarettes, e-cigars, or e-hookahs (not just a puff or drag) in the past year, how did you usually get them? - I got them some other way



Response	6	8	10	12	Total	
No	99.7	98.2	97.7	97.2	98.3	
Yes	0.3	1.8	2.3	2.8	1.7	
N of Valid	701	777	645	423	2546	
N of Miss	0	0	0	0	0	

Table 185: If you used marijuana (grass, pot) (not just a puff or drag) in the past year, how did you usually get it? - I did not use marijuana (grass, pot) in the past year



Response	6	8	10	12	Total	
No	3.4	10.8	18.9	24.2	13.1	
Yes	96.6	89.2	81.1	75.8	86.9	
N of Valid	697	775	641	422	2535	
N of Miss	0	0	0	0	0	

Table 186: If you used marijuana (grass, pot) (not just a puff or drag) in the past year, how did you usually get it? - I bought it myself



Response	6	8	10	12	Total	
No	99.4	97.7	91.7	88.2	95.1	
Yes	0.6	2.3	8.3	11.8	4.9	
N of Valid	697	775	641	422	2535	
N of Miss	0	0	0	0	0	

Table 187: If you used marijuana (grass, pot) (not just a puff or drag) in the past year, how did you usually get it? - I got it from someone at school



Response	6	8	10	12	Total	
No	100.0	97.7	97.3	96.7	98.1	
Yes	0.0	2.3	2.7	3.3	1.9	
N of Valid	697	775	641	422	2535	
N of Miss	0	0	0	0	0	

Table 188: If you used marijuana (grass, pot) (not just a puff or drag) in the past year, how did you usually get it? - I got it from someone with a medical marijuana card



Response	6	8	10	12	Total	
No	99.9	99.4	99.5	99.5	99.6	
Yes	0.1	0.6	0.5	0.5	0.4	
N of Valid	697	775	641	422	2535	
N of Miss	0	0	0	0	0	

Table 189: If you used marijuana (grass, pot) (not just a puff or drag) in the past year, how did you usually get it? - I got it from my brother or sister



Response	6	8	10	12	Total	
No	99.4	98.3	97.3	98.6	98.4	
Yes	0.6	1.7	2.7	1.4	1.6	
N of Valid	697	775	641	422	2535	
N of Miss	0	0	0	0	0	

Table 190: If you used marijuana (grass, pot) (not just a puff or drag) in the past year, how did you usually get it? - I got it from another relative



Response	6	8	10	12	Total	
No	99.3	97.8	96.4	97.9	97.9	
Yes	0.7	2.2	3.6	2.1	2.1	
N of Valid	697	775	641	422	2535	
N of Miss	0	0	0	0	0	

Table 191: If you used marijuana (grass, pot) (not just a puff or drag) in the past year, how did you usually get it? - Other



Response	6	8	10	12	Total	
No	97.6	94.8	93.0	90.8	94.4	
Yes	2.4	5.2	7.0	9.2	5.6	
N of Valid	697	775	641	422	2535	
N of Miss	0	0	0	0	0	

Table 192: If you drank alcohol (not just a sip or taste) in the past year, how did you usually get it?













Response	6	8	10	12	Total	
I did not drink alcohol in the past year	93.5	84.7	69.1	64.1	79.8	
I bought it myself with a fake ID	0.4	0.4	0.2	0.7	0.4	
I bought it myself without a fake ID	0.1	0.1	0.2	0.7	0.2	
I got it from someone I know age 21 or older	1.4	1.8	8.8	15.0	5.6	
I got it from someone I know under age 21	0.4	1.8	5.3	3.8	2.6	
I got it from my brother or sister	0.0	1.0	1.4	1.7	0.9	
I got it from home with my parents' permission	1.1	2.8	3.3	4.0	2.7	
I got it from home without my parents' permission	0.6	2.6	3.6	1.2	2.0	
I got it from another relative	0.1	1.3	2.3	2.4	1.4	
A stranger bought it for me	0.0	0.1	0.5	1.0	0.3	
I took it from a store or shop	0.0	0.0	0.2	0.0	0.0	
Other	2.2	3.3	5.3	5.5	3.9	
N of Valid	697	779	640	421	2537	
N of Miss	113	131	164	63	471	

Table 193: If you used prescription drugs or over the counter drugs without a doctor telling you to use it or for the purpose of getting high, where did you get these drugs? - Did not use



Response	6	8	10	12	Total	
No	1.9	4.1	7.5	10.7	5.4	
Yes	98.1	95.9	92.5	89.3	94.6	
N of Valid	698	782	644	420	2544	
N of Miss	0	0	0	0	0	

Table 194: If you used prescription drugs or over the counter drugs without a doctor telling you to use it or for the purpose of getting high, where did you get these drugs? -
Bought or took from store or shop



Response	6	8	10	12	Total	
No	99.9	99.7	99.4	98.1	99.4	
Yes	0.1	0.3	0.6	1.9	0.6	
N of Valid	698	782	644	420	2544	
N of Miss	0	0	0	0	0	

Table 195: If you used prescription drugs or over the counter drugs without a doctor telling you to use it or for the purpose of getting high, where did you get these drugs? -
Got from parents with permission



Response	6	8	10	12	Total	
No	99.7	99.2	98.8	98.6	99.1	
Yes	0.3	0.8	1.2	1.4	0.9	
N of Valid	698	782	644	420	2544	
N of Miss	0	0	0	0	0	

Table 196: If you used prescription drugs or over the counter drugs without a doctor telling you to use it or for the purpose of getting high, where did you get these drugs? -
Got from home without permission



Response	6	8	10	12	Total	
No	99.9	98.6	98.9	97.1	98.8	
Yes	0.1	1.4	1.1	2.9	1.2	
N of Valid	698	782	644	420	2544	
N of Miss	0	0	0	0	0	

Table 197: If you used prescription drugs or over the counter drugs without a doctor telling you to use it or for the purpose of getting high, where did you get these drugs? -
Got from relative with permission



Response	6	8	10	12	Total	
No	99.7	99.4	99.5	99.8	99.6	
Yes	0.3	0.6	0.5	0.2	0.4	
N of Valid	698	782	644	420	2544	
N of Miss	0	0	0	0	0	

Table 198: If you used prescription drugs or over the counter drugs without a doctor telling you to use it or for the purpose of getting high, where did you get these drugs? -
Got from relative without permission



Response	6	8	10	12	Total	
No	99.3	99.6	99.4	99.0	99.4	
Yes	0.7	0.4	0.6	1.0	0.6	
N of Valid	698	782	644	420	2544	
N of Miss	0	0	0	0	0	

Table 199: If you used prescription drugs or over the counter drugs without a doctor telling you to use it or for the purpose of getting high, where did you get these drugs? -
Got from friend's home with permission



Response	6	8	10	12	Total	
No	99.9	99.5	98.4	98.6	99.2	
Yes	0.1	0.5	1.6	1.4	0.8	
N of Valid	698	782	644	420	2544	
N of Miss	0	0	0	0	0	

Table 200: If you used prescription drugs or over the counter drugs without a doctor telling you to use it or for the purpose of getting high, where did you get these drugs? -
Got from friend's home without permission



Response	6	8	10	12	Total	
No	99.9	99.7	99.2	99.3	99.6	
Yes	0.1	0.3	0.8	0.7	0.4	
N of Valid	698	782	644	420	2544	
N of Miss	0	0	0	0	0	

Table 201: If you used prescription drugs or over the counter drugs without a doctor telling you to use it or for the purpose of getting high, where did you get these drugs? -
Got from friend at school



Response	6	8	10	12	Total	
No	99.7	99.2	98.8	98.6	99.1	
Yes	0.3	0.8	1.2	1.4	0.9	
N of Valid	698	782	644	420	2544	
N of Miss	0	0	0	0	0	

Table 202: If you used prescription drugs or over the counter drugs without a doctor telling you to use it or for the purpose of getting high, where did you get these drugs? -
Got from friend at party



Response	6	8	10	12	Total	
No	99.7	99.4	98.9	98.8	99.3	
Yes	0.3	0.6	1.1	1.2	0.7	
N of Valid	698	782	644	420	2544	
N of Miss	0	0	0	0	0	

Table 203: If you used prescription drugs or over the counter drugs without a doctor telling you to use it or for the purpose of getting high, where did you get these drugs? -
Got from friend, elsewhere



Response	6	8	10	12	Total	
No	99.9	99.2	97.2	97.1	98.5	
Yes	0.1	0.8	2.8	2.9	1.5	
N of Valid	698	782	644	420	2544	
N of Miss	0	0	0	0	0	

Table 204: If you used prescription drugs or over the counter drugs without a doctor telling you to use it or for the purpose of getting high, where did you get these drugs? -
Got from internet sale



Response	6	8	10	12	Total	
No	100.0	100.0	99.5	99.3	99.8	
Yes	0.0	0.0	0.5	0.7	0.2	
N of Valid	698	782	644	420	2544	
N of Miss	0	0	0	0	0	

Table 205: During the last month, about how many marijuana cigarettes, or the equivalent, did you smoke a day, on the average?


Response	6	8	10	12	Total	
None	98.3	94.4	90.6	86.6	93.3	
Less than 1 a day	1.0	2.7	3.6	6.0	3.0	
1 a day	0.1	0.9	1.1	1.9	0.9	
2-3 a day	0.3	1.0	2.5	2.9	1.5	
4-6 a day	0.0	0.4	1.4	1.2	0.7	
7-10 a day	0.1	0.0	0.0	1.0	0.2	
11 or more a day	0.1	0.6	0.8	0.5	0.5	
N of Valid	713	782	640	419	2554	
N of Miss	97	128	164	65	454	

Table 206: How wrong do your friends feel it would be for YOU to: have one or two drinks of an alcoholic beverage nearly every day?


Response	6	8	10	12	Total	
Very wrong	81.6	61.7	50.9	43.0	61.4	
Wrong	12.6	18.8	21.5	26.5	19.0	
A little bit wrong	3.9	12.2	15.3	16.1	11.3	
Not at all wrong	2.0	7.2	12.4	14.4	8.2	
N of Valid	716	792	647	423	2578	
N of Miss	94	118	157	61	430	

Table 207: How wrong do your friends feel it would be for YOU to: smoke tobacco?


Response	6	8	10	12	Total	
Very wrong	87.2	68.2	57.9	52.1	68.3	
Wrong	7.4	17.7	20.1	22.6	16.3	
A little bit wrong	3.5	8.9	11.4	14.0	8.8	
Not at all wrong	1.8	5.2	10.7	11.2	6.6	
N of Valid	712	790	643	420	2565	
N of Miss	98	120	161	64	443	

Table 208: How wrong do your friends feel it would be for YOU to: smoke marijuana?


Response	6	8	10	12	Total	
Very wrong	88.3	67.9	49.5	43.3	64.9	
Wrong	5.9	11.3	16.0	18.1	12.1	
A little bit wrong	3.7	10.2	14.4	17.1	10.6	
Not at all wrong	2.1	10.7	20.0	21.4	12.4	
N of Valid	707	788	644	420	2559	
N of Miss	103	122	160	64	449	

Table 209: How wrong do your friends feel it would be for YOU to: use prescription drugs not prescribed to you?


Response	6	8	10	12	Total	
Very wrong	89.2	75.6	65.2	63.2	74.7	
Wrong	6.9	14.4	19.0	24.5	15.1	
A little bit wrong	2.0	6.6	9.5	8.6	6.3	
Not at all wrong	2.0	3.4	6.4	3.8	3.8	
N of Valid	711	792	643	421	2567	
N of Miss	99	118	161	63	441	

Table 210: How wrong would most adults (over 21) in your neighborhood think it is for kids your age: to use marijuana?


Response	6	8	10	12	Total	
Very wrong	91.8	79.2	65.2	63.2	76.6	
Wrong	5.2	12.1	16.4	17.7	12.1	
A little bit wrong	1.8	4.6	9.2	9.5	5.8	
Not at all wrong	1.1	4.2	9.2	9.5	5.5	
N of Valid	708	788	629	419	2544	
N of Miss	102	122	175	65	464	

Table 211: How wrong would most adults (over 21) in your neighborhood think it is for kids your age: to drink alcohol?

Response	6	8	10	12	Total	
Very wrong	85.2	73.9	60.5	54.3	70.5	
Wrong	8.5	15.3	20.6	20.3	15.6	
A little bit wrong	4.5	7.3	11.8	15.9	9.1	
Not at all wrong	1.7	3.5	7.0	9.4	4.8	
N of Valid	705	782	625	414	2526	
N of Miss	105	128	179	70	482	

Table 212: How wrong would most adults (over 21) in your neighborhood think it is for kids your age: to smoke cigarettes?

Response	6	8	10	12	Total	
Very wrong	87.5	77.1	67.2	57.5	74.3	
Wrong	8.1	13.3	19.4	19.6	14.4	
A little bit wrong	2.8	6.4	7.8	14.7	7.1	
Not at all wrong	1.6	3.2	5.6	8.2	4.2	
N of Valid	705	782	625	414	2526	
N of Miss	105	128	179	70	482	

Table 213: How much do each of the following statements describe your neighborhood? crime and/or drug selling

Response	6	8	10	12	Total	
NO!	82.2	74.1	67.2	63.5	72.9	
no	10.8	15.4	18.2	20.4	15.6	
yes	4.6	7.3	9.6	11.8	7.8	
YES!	2.4	3.2	5.0	4.3	3.6	
N of Valid	703	781	625	417	2526	
N of Miss	107	129	179	67	482	

Table 214: How much do each of the following statements describe your neighborhood? fights





Response	6	8	10	12	Total	
NO!	73.2	72.4	66.8	63.9	69.9	
no	14.0	16.3	19.6	23.7	17.7	
yes	9.3	7.2	9.1	8.5	8.4	
YES!	3.6	4.1	4.5	3.9	4.0	
N of Valid	702	780	626	413	2521	
N of Miss	108	130	178	71	487	

Table 215: How much do each of the following statements describe your neighborhood? lots of empty or abandoned buildings





Response	6	8	10	12	Total	
NO!	76.9	72.7	68.9	65.4	71.7	
no	13.5	17.4	20.6	24.2	18.3	
yes	7.9	7.6	7.8	7.3	7.7	
YES!	1.6	2.3	2.7	3.1	2.3	
N of Valid	694	781	627	413	2515	
N of Miss	116	129	177	71	493	

Table 216: How much do each of the following statements describe your neighborhood? lots of graffiti





Response	6	8	10	12	Total	
NO!	87.2	81.5	77.0	73.2	80.6	
no	11.3	14.8	18.7	23.7	16.3	
yes	1.0	2.3	3.0	1.4	2.0	
YES!	0.6	1.4	1.3	1.7	1.2	
N of Valid	693	777	626	414	2510	
N of Miss	117	133	178	70	498	

Table 217: I feel safe in my neighborhood.

Response	6	8	10	12	Total
NO!	9.7	5.0	3.5	5.8	6.1
no	9.4	7.2	9.1	7.3	8.3
yes	32.4	37.7	43.6	41.4	38.3
YES!	48.5	50.1	43.8	45.5	47.3
N of Valid	701	779	628	413	2521
N of Miss	109	131	176	71	487

Table 218: If a kid smoked marijuana in your neighborhood would he or she be caught by the police?

Response	6	8	10	12	Total
NO!	20.3	23.7	26.6	30.7	24.6
no	20.4	32.1	46.1	45.1	34.5
yes	28.7	26.7	19.1	18.0	23.9
YES!	30.6	17.6	8.2	6.2	17.0
N of Valid	696	780	623	417	2516
N of Miss	114	130	181	67	492

Table 219: If a kid drank some beer, wine or hard liquor (for example, vodka, whiskey, or gin) in your neighborhood would he or she be caught by the police?

Response	6	8	10	12	Total
NO!	23.2	26.3	32.4	36.2	28.6
no	25.9	38.9	47.2	44.7	38.3
yes	26.8	22.7	15.2	13.8	20.5
YES!	24.2	12.2	5.1	5.3	12.6
N of Valid	691	777	623	414	2505
N of Miss	119	133	181	70	503

Table 220: If a kid carried a handgun in your neighborhood would he or she be caught by the police?





Response	6	8	10	12	Total	
NO!	20.8	21.6	25.6	27.2	23.3	
no	16.5	25.0	33.8	32.0	26.0	
yes	26.0	28.6	24.4	26.3	26.5	
YES!	36.6	24.8	16.2	14.5	24.2	
N of Valid	691	779	622	415	2507	
N of Miss	119	131	182	69	501	

Table 221: If you wanted to get some cigarettes, how easy would it be for you to get some?





Response	6	8	10	12	Total	
Very hard	81.7	58.5	38.6	29.1	55.0	
Sort of hard	8.2	15.8	18.6	13.2	14.0	
Sort of easy	4.7	13.6	21.2	20.9	14.3	
Very easy	5.3	12.1	21.6	36.8	16.7	
N of Valid	679	779	624	416	2498	
N of Miss	131	131	180	68	510	

Table 222: If you wanted to get some beer, wine or hard liquor (for example, vodka, whiskey, or gin), how easy would it be for you to get some?





Response	6	8	10	12	Total	
Very hard	78.3	53.4	33.1	27.6	50.8	
Sort of hard	8.0	16.0	16.7	16.1	14.0	
Sort of easy	8.5	15.4	24.3	24.8	17.3	
Very easy	5.2	15.2	25.9	31.5	17.9	
N of Valid	673	777	622	416	2488	
N of Miss	137	133	182	68	520	

Table 223: If you wanted to get a drug like cocaine, LSD, or amphetamines, how easy would it be for you to get some?





Response	6	8	10	12	Total	
Very hard	93.3	83.1	70.5	59.2	78.7	
Sort of hard	3.4	9.7	16.7	20.6	11.6	
Sort of easy	2.2	3.8	6.3	11.8	5.3	
Very easy	1.0	3.4	6.4	8.4	4.3	
N of Valid	675	770	621	417	2483	
N of Miss	135	140	183	67	525	

Table 224: If you wanted to get a handgun, how easy would it be for you to get one?





Response	6	8	10	12	Total	
Very hard	80.7	66.0	53.3	46.5	63.6	
Sort of hard	8.9	13.7	18.0	20.5	14.6	
Sort of easy	4.9	10.6	13.2	14.0	10.3	
Very easy	5.5	9.7	15.6	19.0	11.6	
N of Valid	675	773	623	415	2486	
N of Miss	135	137	181	69	522	

Table 225: If you wanted to get some marijuana, how easy would it be for you to get some?





Response	6	8	10	12	Total	
Very hard	92.3	68.0	45.5	34.5	63.3	
Sort of hard	3.1	11.5	13.4	13.0	10.0	
Sort of easy	2.4	7.9	14.8	20.8	10.3	
Very easy	2.2	12.7	26.3	31.6	16.4	
N of Valid	672	774	620	414	2480	
N of Miss	138	136	184	70	528	

Table 226: If you wanted to get prescription drugs for the purpose of getting high, how easy would it be for you to get some?

Response	6	8	10	12	Total	
Very hard	86.5	66.5	51.8	43.4	64.4	
Sort of hard	4.7	10.8	15.2	19.5	11.7	
Sort of easy	4.4	11.4	17.4	21.4	12.6	
Very easy	4.4	11.4	15.6	15.7	11.2	
N of Valid	681	775	620	415	2491	
N of Miss	129	135	184	69	517	

Table 227: If you wanted to get synthetic marijuana such as K2 or chemical products such as bath salts to get high, how easy would it be for you to get some?

Response	6	8	10	12	Total	
Very hard	93.4	80.9	67.4	58.2	77.1	
Sort of hard	2.7	8.8	15.8	21.9	11.1	
Sort of easy	2.5	5.4	9.4	12.0	6.7	
Very easy	1.5	4.8	7.4	7.9	5.1	
N of Valid	677	771	619	416	2483	
N of Miss	133	139	185	68	525	

Table 228: If you wanted to get steroids to use or to enhance athletic performance, how easy would it be for you to get some?

Response	6	8	10	12	Total	
Very hard	92.9	79.2	69.8	57.5	76.9	
Sort of hard	4.1	10.8	16.3	20.4	12.0	
Sort of easy	1.0	5.5	8.1	13.5	6.3	
Very easy	1.9	4.6	5.8	8.7	4.8	
N of Valid	675	769	619	416	2479	
N of Miss	135	141	185	68	529	

Table 229: If you wanted to get e-cigarettes, e-cigars, or e-hookahs, how easy would it be for you to get some?





Response	6	8	10	12	Total	
Very hard	88.0	65.9	46.5	38.8	62.6	
Sort of hard	4.9	9.8	13.4	13.5	10.0	
Sort of easy	3.1	10.7	15.8	14.9	10.6	
Very easy	4.0	13.7	24.3	32.8	16.9	
N of Valid	676	769	621	415	2481	
N of Miss	134	141	183	69	527	

Table 230: During the past 12 months, have you participated in any alcohol prevention programs or seen any alcohol prevention messages in your school or community? Yes, a school-based program focused on preventing underage drinking and/or drinking and driving.



Response	6	8	10	12	Total	
No	67.1	74.3	78.8	83.9	75.1	
Yes	32.9	25.7	21.2	16.1	24.9	
N of Valid	672	769	617	416	2474	
N of Miss	0	0	0	0	0	

Table 231: During the past 12 months, have you participated in any alcohol prevention programs or seen any alcohol prevention messages in your school or community? Yes, a community-based program focused on preventing underage drinking and/or drinking and driving (for example, through your church or temple or through youth groups like Boys and Girls Club or 4-H).



Response	6	8	10	12	Total	
No	90.8	92.2	95.0	93.5	92.7	
Yes	9.2	7.8	5.0	6.5	7.3	
N of Valid	672	769	617	416	2474	
N of Miss	0	0	0	0	0	

Table 232: During the past 12 months, have you participated in any alcohol prevention programs or seen any alcohol prevention messages in your school or community? Yes, a media campaign addressing underage drinking and/or drinking and driving (for example, newspaper ads, posters, pamphlets, radio, TV).



Response	6	8	10	12	Total	
No	88.5	89.5	91.2	90.4	89.8	
Yes	11.5	10.5	8.8	9.6	10.2	
N of Valid	672	769	617	416	2474	
N of Miss	0	0	0	0	0	

Table 233: During the past 12 months, have you participated in any alcohol prevention programs or seen any alcohol prevention messages in your school or community? No



Response	6	8	10	12	Total	
No	36.8	33.9	27.4	25.2	31.6	
Yes	63.2	66.1	72.6	74.8	68.4	
N of Valid	672	769	617	416	2474	
N of Miss	0	0	0	0	0	

Table 234: How wrong do your parents feel it would be for YOU to: have one or two drinks of an alcoholic beverage nearly every day?





Response	6	8	10	12	Total	
Very wrong	91.9	87.4	79.8	76.3	84.9	
Wrong	4.5	7.7	13.0	15.6	9.4	
A little bit wrong	2.6	2.6	4.4	5.9	3.6	
Not at all wrong	1.0	2.3	2.8	2.2	2.1	
N of Valid	689	767	608	405	2469	
N of Miss	121	143	196	79	539	

Table 235: How wrong do your parents feel it would be for YOU to: smoke tobacco?





Response	6	8	10	12	Total	
Very wrong	94.6	90.4	86.2	78.1	88.5	
Wrong	4.1	6.8	8.4	13.8	7.6	
A little bit wrong	0.9	1.4	3.8	5.9	2.6	
Not at all wrong	0.4	1.3	1.6	2.2	1.3	
N of Valid	688	764	608	406	2466	
N of Miss	122	146	196	78	542	

Table 236: How wrong do your parents feel it would be for YOU to: smoke marijuana?





Response	6	8	10	12	Total	
Very wrong	95.7	88.1	81.3	76.0	86.6	
Wrong	2.7	5.9	8.9	12.8	6.9	
A little bit wrong	1.0	2.5	5.0	5.4	3.2	
Not at all wrong	0.6	3.5	4.8	5.7	3.4	
N of Valid	679	766	604	405	2454	
N of Miss	131	144	200	79	554	

Table 237: How wrong do your parents feel it would be for YOU to: use prescription drugs not prescribed to you?





Response	6	8	10	12	Total	
Very wrong	95.9	91.5	88.9	86.5	91.3	
Wrong	3.2	5.7	7.4	9.4	6.0	
A little bit wrong	0.6	0.8	2.5	2.7	1.5	
Not at all wrong	0.3	2.0	1.2	1.5	1.2	
N of Valid	689	766	606	406	2467	
N of Miss	121	144	198	78	541	

Table 238: How wrong do your parents feel it would be for YOU to: steal something?





Response	6	8	10	12	Total	
Very wrong	92.6	87.5	86.3	88.1	88.7	
Wrong	5.6	9.7	11.6	9.4	9.0	
A little bit wrong	1.3	1.6	1.3	1.5	1.4	
Not at all wrong	0.4	1.3	0.8	1.0	0.9	
N of Valid	678	766	606	405	2455	
N of Miss	132	144	198	79	553	

Table 239: How wrong do your parents feel it would be for YOU to: draw graffiti, write things, or draw pictures on buildings or other property (without the owner's permission)?


Response	6	8	10	12	Total	
Very wrong	90.8	87.1	82.3	83.0	86.3	
Wrong	6.4	8.4	11.7	12.3	9.3	
A little bit wrong	1.3	2.9	4.8	3.2	3.0	
Not at all wrong	1.5	1.7	1.2	1.5	1.5	
N of Valid	685	766	605	406	2462	
N of Miss	125	144	199	78	546	

Table 240: How wrong do your parents feel it would be for YOU to: pick a fight with someone?


Response	6	8	10	12	Total	
Very wrong	73.5	66.8	60.6	65.4	66.9	
Wrong	16.0	19.7	25.4	23.5	20.7	
A little bit wrong	7.9	9.8	10.5	8.1	9.2	
Not at all wrong	2.6	3.7	3.5	3.0	3.2	
N of Valid	683	766	607	405	2461	
N of Miss	127	144	197	79	547	

Table 241: During the past 12 months, have you talked with at least one of your parents about the dangers of underage drinking and/or drinking and driving? By parents, we mean either your biological parents, adoptive parents, stepparents, or adult guardians - whether or not they live with you.


Response	6	8	10	12	Total	
No	52.8	53.9	54.4	57.5	54.3	
Yes	47.2	46.1	45.6	42.5	45.7	
N of Valid	650	735	588	391	2364	
N of Miss	160	175	216	93	644	

Table 242: The rules in my family are clear.

Response	6	8	10	12	Total	
NO!	7.0	5.8	6.9	8.4	6.8	
no	5.3	5.8	7.4	5.7	6.0	
yes	22.7	32.5	37.8	40.4	32.5	
YES!	64.9	55.9	47.9	45.6	54.7	
N of Valid	673	765	609	406	2453	
N of Miss	137	145	195	78	555	

Table 243: People in my family have serious arguments about the same things, and often insult or yell at each other.

Response	6	8	10	12	Total	
NO!	46.0	36.3	28.9	29.7	36.0	
no	28.3	34.3	39.8	39.9	35.0	
yes	16.9	18.5	20.3	19.1	18.6	
YES!	8.7	10.9	10.9	11.4	10.4	
N of Valid	667	761	605	404	2437	
N of Miss	143	149	199	80	571	

Table 244: When I am not at home, one of my parents knows where I am and who I am with.

Response	6	8	10	12	Total	
NO!	9.1	6.9	7.2	10.3	8.1	
no	2.7	4.0	6.3	7.4	4.7	
yes	20.4	28.2	37.9	40.1	30.4	
YES!	67.9	61.0	48.6	42.1	56.7	
N of Valid	672	759	607	406	2444	
N of Miss	138	151	197	78	564	

Table 245: My family has clear rules about alcohol and drug use.

Response	6	8	10	12	Total
NO!	9.4	6.8	7.9	9.9	8.3
no	3.4	6.6	7.6	9.4	6.4
yes	16.1	23.0	33.8	37.6	26.2
YES!	71.1	63.6	50.7	43.1	59.1
N of Valid	672	761	606	404	2443
N of Miss	138	149	198	80	565

Table 246: If you skipped school would you be caught by your parents?

Response	6	8	10	12	Total
NO!	10.5	10.0	10.9	13.1	10.9
no	5.5	8.6	15.2	23.2	11.8
yes	16.8	23.1	29.9	31.6	24.5
YES!	67.2	58.3	44.0	32.1	52.8
N of Valid	668	758	605	405	2436
N of Miss	142	152	199	79	572

Table 247: My parents ask if I've gotten my homework done.

Response	6	8	10	12	Total
NO!	8.8	7.9	10.4	14.8	9.9
no	6.4	13.0	17.5	20.2	13.5
yes	23.8	27.9	35.3	40.0	30.6
YES!	60.9	51.1	36.8	24.9	45.9
N of Valid	668	759	606	405	2438
N of Miss	142	151	198	79	570

Table 248: Would your parents know if you did not come home on time?

Response	6	8	10	12	Total
NO!	9.0	6.6	7.6	10.1	8.1
no	6.0	7.0	10.6	10.8	8.2
yes	17.7	26.6	33.6	35.5	27.4
YES!	67.3	59.9	48.3	43.6	56.3
N of Valid	666	760	605	406	2437
N of Miss	144	150	199	78	571

Table 249: Do you know how to properly dispose of leftover prescription drugs?

Response	6	8	10	12	Total
No	75.4	67.4	63.6	57.5	67.0
Yes	24.6	32.6	36.4	42.5	33.0
N of Valid	638	743	591	398	2370
N of Miss	172	167	213	86	638

Table 250: Have any of your brothers or sisters ever: drunk beer, wine or hard liquor (for example, vodka, whiskey or gin)?

Response	6	8	10	12	Total
No	81.4	64.8	52.3	44.6	62.9
Yes	14.5	30.6	41.7	49.9	32.1
I don't have any brothers or sisters	4.1	4.6	6.0	5.5	5.0
N of Valid	677	767	600	415	2459
N of Miss	133	143	204	69	549

Table 251: Have any of your brothers or sisters ever: smoked marijuana?

Response	6	8	10	12	Total
No	91.0	78.0	64.4	58.9	75.0
Yes	5.2	17.3	29.6	35.3	20.0
I don't have any brothers or sisters	3.8	4.7	6.0	5.8	5.0
N of Valid	676	764	598	414	2452
N of Miss	134	146	206	70	556

Table 252: Have any of your brothers or sisters ever: smoked cigarettes?




Response	6	8	10	12	Total	
No	83.2	73.3	64.7	59.2	71.5	
Yes	12.6	22.4	29.3	35.2	23.5	
I don't have any brothers or sisters	4.2	4.3	6.0	5.6	4.9	
N of Valid	673	764	597	412	2446	
N of Miss	137	146	207	72	562	

Table 253: Have any of your brothers or sisters ever: taken a handgun to school?




Response	6	8	10	12	Total	
No	95.1	94.1	92.8	91.6	93.6	
Yes	1.0	1.3	1.2	2.9	1.5	
I don't have any brothers or sisters	3.9	4.6	6.0	5.5	4.9	
N of Valid	673	758	596	415	2442	
N of Miss	137	152	208	69	566	

Table 254: Have any of your brothers or sisters ever: been suspended or expelled from school?




Response	6	8	10	12	Total	
No	81.8	72.9	70.0	71.2	74.4	
Yes	14.3	22.4	24.0	23.2	20.7	
I don't have any brothers or sisters	3.9	4.8	6.0	5.6	5.0	
N of Valid	672	756	597	413	2438	
N of Miss	138	154	207	71	570	

Table 255: Have any of your brothers or sisters ever: used e-cigarettes, e-cigars or e-hookahs (vaping)?




Response	6	8	10	12	Total	
No	90.0	77.6	67.7	64.8	76.5	
Yes	6.1	17.8	26.1	29.6	18.6	
I don't have any brothers or sisters	3.9	4.6	6.3	5.6	5.0	
N of Valid	673	763	591	412	2439	
N of Miss	137	147	213	72	569	

Table 256: Have any of your brothers or sisters ever: used prescription drugs not prescribed to him/her?




Response	6	8	10	12	Total	
No	93.9	88.9	81.8	79.4	86.9	
Yes	2.4	6.8	12.3	15.0	8.3	
I don't have any brothers or sisters	3.7	4.3	5.9	5.6	4.8	
N of Valid	668	763	593	413	2437	
N of Miss	142	147	211	71	571	

Table 257: Have you changed homes in the past year (the last 12 months)?



Response	6	8	10	12	Total	
No	72.0	72.6	75.0	81.8	74.6	
Yes	28.0	27.4	25.0	18.2	25.4	
N of Valid	676	762	589	407	2434	
N of Miss	134	148	215	77	574	

Table 258: How many times have you changed homes since kindergarten?






Response	6	8	10	12	Total	
Never	35.7	34.1	29.7	33.4	33.4	
1 or 2 times	28.6	30.3	28.7	30.5	29.5	
3 or 4 times	21.1	18.4	21.5	16.5	19.6	
5 or 6 times	6.0	9.2	8.9	11.6	8.6	
7 or more times	8.6	8.0	11.2	8.0	9.0	
N of Valid	672	765	596	413	2446	
N of Miss	138	145	208	71	562	

Table 259: Have you changed schools (including changing from elementary to middle and middle to high school) in the past year?



Response	6	8	10	12	Total	
No	59.9	58.6	67.7	79.2	64.6	
Yes	40.1	41.4	32.3	20.8	35.4	
N of Valid	661	748	588	404	2401	
N of Miss	149	162	216	80	607	

Table 260: How many times have you changed schools since kindergarten (including changing from elementary to middle and middle to high school)?






Response	6	8	10	12	Total	
Never	36.0	28.2	27.2	34.4	31.1	
1 or 2 times	37.6	32.1	26.7	23.4	30.8	
3 or 4 times	16.8	24.6	30.4	26.1	24.1	
5 or 6 times	6.2	7.3	8.6	10.2	7.8	
7 or more times	3.4	7.7	7.1	5.9	6.1	
N of Valid	673	763	592	410	2438	
N of Miss	137	147	212	74	570	

Table 261: Has anyone in your family ever had severe alcohol or drug problems?



Response	6	8	10	12	Total	
No	74.9	60.2	55.1	57.5	62.5	
Yes	25.1	39.8	44.9	42.5	37.5	
N of Valid	668	761	592	409	2430	
N of Miss	142	149	212	75	578	

Table 262: About how many adults (over 21) have you known personally who in the past year have: used marijuana, crack, cocaine, or other drugs?






Response	6	8	10	12	Total	
0	84.4	65.4	58.6	52.2	66.7	
1	7.1	15.9	13.3	13.1	12.4	
2	4.5	7.3	9.1	10.2	7.4	
3-4	1.9	6.4	7.9	8.7	5.9	
5	2.1	5.0	11.2	15.8	7.5	
N of Valid	672	763	596	412	2443	
N of Miss	138	147	208	72	565	

Table 263: About how many adults (over 21) have you known personally who in the past year have: sold or dealt drugs?






Response	6	8	10	12	Total	
0	90.5	77.8	71.7	68.1	78.1	
1	6.0	11.2	11.8	10.9	9.9	
2	1.5	4.9	6.2	7.5	4.7	
3-4	0.8	2.8	5.1	5.6	3.3	
5	1.2	3.4	5.2	7.8	4.0	
N of Valid	665	760	594	411	2430	
N of Miss	145	150	210	73	578	

Table 264: About how many adults (over 21) have you known personally who in the past year have: done other things that could get them in trouble with the police, like stealing, selling stolen goods, mugging or assaulting others, etc.?






Response	6	8	10	12	Total	
0	88.4	74.3	74.1	71.8	77.7	
1	7.1	12.3	10.3	10.5	10.1	
2	2.1	5.6	4.9	7.3	4.8	
3-4	1.4	3.7	4.7	3.4	3.3	
5	1.1	4.1	5.9	7.1	4.2	
N of Valid	663	762	590	411	2426	
N of Miss	147	148	214	73	582	

Table 265: About how many adults (over 21) have you known personally who in the past year have: gotten drunk or high?










Response	6	8	10	12	Total	
0	69.8	49.3	42.6	37.0	51.2	
1	15.8	22.5	13.3	11.9	16.6	
2	6.9	9.1	12.2	12.8	9.9	
3-4	2.3	7.1	10.5	9.9	7.1	
5	5.1	12.0	21.5	28.3	15.2	
N of Valid	663	759	592	413	2427	
N of Miss	147	151	212	71	581	

Table 266: How honest were you in filling out this survey?

Response	6	8	10	12	Total	
I was very honest	84.5	83.0	75.1	73.2	79.8	
I was honest pretty much of the time	13.1	13.2	18.2	19.9	15.5	
I was honest some of the time	1.9	2.9	5.2	4.5	3.5	
I was honest once in a while	0.6	0.9	1.4	2.4	1.2	
I was not honest at all	0.0	0.0	0.0	0.0	0.0	
N of Valid	701	783	631	418	2533	
N of Miss	109	127	173	66	475	