

2011 APNA

Arkansas Prevention Needs Assessment Student Survey



Region 8 Tables

**Arkansas Department of Human Services
Division of Behavioral Health Services**

Conducted by International Survey Associates dba Pride Surveys

Contents

1	INTRODUCTION	11
2	PERCENTAGE TABLES	16

List of Tables

1	Sex	17
2	Age	17
3	Are you Hispanic or Latino?	17
4	What is your race? Black or African American	18
5	What is your race? Asian	18
6	What is your race? American Indian	18
7	What is your race? Alaska Native	18
8	What is your race? White	19
9	What is your race? Native Hawaiian or Other Pacific Islander	19
10	What is your race? Other	19
11	What is the highest level of schooling completed by your mother or father?	20
12	Think of where you live most of the time. Which of the following people live there with you? Mother	20
13	Think of where you live most of the time. Which of the following people live there with you? Stepmother	20
14	Think of where you live most of the time. Which of the following people live there with you? Foster Mother	21
15	Think of where you live most of the time. Which of the following people live there with you? Grandmother	21
16	Think of where you live most of the time. Which of the following people live there with you? Aunt	21
17	Think of where you live most of the time. Which of the following people live there with you? Father	21
18	Think of where you live most of the time. Which of the following people live there with you? Stepfather	22
19	Think of where you live most of the time. Which of the following people live there with you? Foster Father	22
20	Think of where you live most of the time. Which of the following people live there with you? Grandfather	22
21	Think of where you live most of the time. Which of the following people live there with you? Uncle	22
22	Think of where you live most of the time. Which of the following people live there with you? Other Adults	23
23	Think of where you live most of the time. Which of the following people live there with you? Brother(s)	23
24	Think of where you live most of the time. Which of the following people live there with you? Stepbrother(s)	23
25	Think of where you live most of the time. Which of the following people live there with you? Sister(s)	23
26	Think of where you live most of the time. Which of the following people live there with you? Stepsister(s)	24

27	Think of where you live most of the time. Which of the following people live there with you? Other Children	24
28	In my school, students have lots of chances to help decide things like class activities and rules.	24
29	Teachers ask me to work on special classroom projects.	24
30	My teacher(s) notices when I am doing a good job and lets me know about it.	25
31	There are lots of chances for students in my school to get involved in sports, clubs, and other school activities outside of class.	25
32	There are lots of chances for students in my school to talk with a teacher one-on-one.	25
33	I feel safe at my school.	26
34	The school lets my parents know when I have done something well.	26
35	My teachers praise me when I work hard in school.	26
36	Are your school grades better than the grades of most students in your class?	27
37	I have lots of chances to be part of class discussions or activities.	27
38	Now thinking back over the past year in school, how often did you: enjoy being in school?	27
39	Now thinking back over the past year in school, how often did you: hate being in school?	28
40	Now thinking back over the past year in school, how often did you: try to do your best work in school?	28
41	How often do you feel that the school work you are assigned is meaningful and important?	28
42	Putting them all together, what were your grades like last year?	29
43	How important do you think the things you are learning in school are going to be for your later life?	29
44	How interesting are most of your courses to you?	29
45	During the LAST FOUR WEEKS how many whole days of school have you missed because you skipped or 'cut'?	30
46	What are the chances you would be seen as cool if you: smoked cigarettes?	30
47	What are the chances you would be seen as cool if you: worked hard at school?	30
48	What are the chances you would be seen as cool if you: began drinking alcoholic beverages regularly, that is, at least once or twice a month?	31
49	What are the chances you would be seen as cool if you: defended someone who was being verbally abused at school?	31
50	What are the chances you would be seen as cool if you: smoked marijuana?	31
51	What are the chances you would be seen as cool if you: carried a handgun?	32

52	What are the chances you would be seen as cool if you: regularly volunteered to do community service?	32
53	Think of your four best friends (the friends you feel closest to). In the past year (12 months), how many of your best friends have: participated in clubs, organizations or activities at school?	32
54	Think of your four best friends (the friends you feel closest to). In the past year (12 months), how many of your best friends have: smoked cigarettes?	33
55	Think of your four best friends (the friends you feel closest to). In the past year (12 months), how many of your best friends have: tried beer, wine or hard liquor (for example, vodka, whiskey, or gin) when their parents didn't know about it?	33
56	Think of your four best friends (the friends you feel closest to). In the past year (12 months), how many of your best friends have: made a commitment to stay drug-free?	33
57	Think of your four best friends (the friends you feel closest to). In the past year (12 months), how many of your best friends have: used marijuana?	34
58	Think of your four best friends (the friends you feel closest to). In the past year (12 months), how many of your best friends have: tried to do well in school?	34
59	Think of your four best friends (the friends you feel closest to). In the past year (12 months), how many of your best friends have: used LSD, cocaine, amphetamines, or other illegal drugs?	34
60	Think of your four best friends (the friends you feel closest to). In the past year (12 months), how many of your best friends have: been suspended from school?	35
61	Think of your four best friends (the friends you feel closest to). In the past year (12 months), how many of your best friends have: liked school?	35
62	Think of your four best friends (the friends you feel closest to). In the past year (12 months), how many of your best friends have: carried a handgun?	35
63	Think of your four best friends (the friends you feel closest to). In the past year (12 months), how many of your best friends have: sold illegal drugs?	36
64	Think of your four best friends (the friends you feel closest to). In the past year (12 months), how many of your best friends have: regularly attended religious services?	36
65	Think of your four best friends (the friends you feel closest to). In the past year (12 months), how many of your best friends have: stolen or tried to steal a motor vehicle such as a car or motorcycle?	36
66	Think of your four best friends (the friends you feel closest to). In the past year (12 months), how many of your best friends have: been arrested?	37

67	Think of your four best friends (the friends you feel closest to). In the past year (12 months), how many of your best friends have: dropped out of school?	37
68	Think of your four best friends (the friends you feel closest to). In the past year (12 months), how many of your best friends have: been members of a gang?	37
69	How old were you when you first: smoked marijuana?	38
70	How old were you when you first: smoked a cigarette, even just a puff?	38
71	How old were you when you first: had more than a sip or two of beer, wine or hard liquor (for example, vodka, whiskey, or gin)? . . .	39
72	How old were you when you first: began drinking alcoholic beverages regularly, that is, at least once or twice a month?	39
73	How old were you when you first: used phenoxydine (pox, px, breeze)?	40
74	How old were you when you first: got suspended from school? . . .	40
75	How old were you when you first: got arrested?	41
76	How old were you when you first: carried a handgun?	41
77	How old were you when you first: attacked someone with the idea of seriously hurting them?	42
78	How old were you when you first: belonged to a gang?	42
79	How wrong do you think it is for someone your age to: take a handgun to school?	43
80	How wrong do you think it is for someone your age to: steal anything worth more than \$5?	43
81	How wrong do you think it is for someone your age to: pick a fight with someone?	43
82	How wrong do you think it is for someone your age to: attack someone with the idea of seriously hurting them?	44
83	How wrong do you think it is for someone your age to: stay away from school all day when their parents think they are at school? . .	44
84	How wrong do you think it is for someone your age to: drink beer, wine or hard liquor (for example, vodka, whiskey, or gin) regularly? .	44
85	How wrong do you think it is for someone your age to: smoke cigarettes?	45
86	How wrong do you think it is for someone your age to: smoke marijuana?	45
87	How wrong do you think it is for someone your age to: use LSD, cocaine, amphetamines or another illegal drug?	45
88	At school during the past 12 months, did you receive help from the resource teacher, speech therapist or other special education teacher?	46
89	How many times in the past year (12 months) have you: been suspended from school?	46
90	How many times in the past year (12 months) have you: carried a handgun?	46

91	How many times in the past year (12 months) have you: sold illegal drugs?	47
92	How many times in the past year (12 months) have you: stolen or tried to steal a motor vehicle such as a car or motorcycle?	47
93	How many times in the past year (12 months) have you: participated in clubs, organizations or activities at school?	48
94	How many times in the past year (12 months) have you: been arrested?	48
95	How many times in the past year (12 months) have you: done extra work on your own for school?	49
96	How many times in the past year (12 months) have you: attacked someone with the idea of seriously hurting them?	49
97	How many times in the past year (12 months) have you: been drunk or high at school?	50
98	How many times in the past year (12 months) have you: volunteered to do community service?	50
99	How many times in the past year (12 months) have you: taken a handgun to school?	51
100	Are you currently on probation, or assigned a probation officer with Juvenile Court?	51
101	Have you ever belonged to a gang?	51
102	If you have ever belonged to a gang, did that gang have a name? . .	52
103	How many times have you done the following things? done what feels good no matter what.	52
104	How many times have you done the following things? done something dangerous because someone dared you to do it.	52
105	How many times have you done the following things? done crazy things even if they are a little dangerous.	53
106	You're looking at CD's in a music store with a friend. You look up and see her slip a CD under her coat. She smiles and says 'Which one do you want? Go ahead, take it while nobody's around.' There is nobody in sight, no employees and no other customers. What would you do now?	53
107	You are visiting another part of town, and you don't know any of the people your age there. You are walking down the street, and some teenager you don't know is walking toward you. He is about your size, and as he is about to pass you, he deliberately bumps into you and you almost lose your balance. What would you say or do? .	53
108	You are at a party at someone's house, and one of your friends offers you a drink containing alcohol. What would you say or do?	54
109	It's 8:00 on a weeknight and you are about to go over to a friend's home when your mother asks you where you are going. You say 'Oh, just going to go hang out with some friends.' She says, 'No, you'll just get into trouble if you go out. Stay home tonight.' What would you do now?	54
110	How often do you attend religious services or activities?	54

111	I do the opposite of what people tell me, just to get them mad. . .	55
112	I like to see how much I can get away with.	55
113	I ignore rules that get in my way.	55
114	I think sometimes it's okay to cheat at school.	56
115	It is important to think before you act.	56
116	Sometimes I think that life is not worth it.	56
117	At times I think I am no good at all.	57
118	All in all, I am inclined to think that I am a failure.	57
119	In the past year, have you felt depressed or sad MOST days, even if you felt okay sometimes?	57
120	It is all right to beat up people if they start the fight.	58
121	I think it is okay to take something without asking if you can get away with it.	58
122	Sometimes we don't know what we will do as adults, but we may have an idea. Please answer how true these statements may be for you. WHEN I AM AN ADULT I WILL: smoke cigarettes.	58
123	Sometimes we don't know what we will do as adults, but we may have an idea. Please answer how true these statements may be for you. WHEN I AM AN ADULT I WILL: drink beer, wine, or liquor.	59
124	Sometimes we don't know what we will do as adults, but we may have an idea. Please answer how true these statements may be for you. WHEN I AM AN ADULT I WILL: smoke marijuana.	59
125	Sometimes we don't know what we will do as adults, but we may have an idea. Please answer how true these statements may be for you. WHEN I AM AN ADULT I WILL: use LSD, cocaine, amphetamines or another illegal drug.	59
126	How much do you think people risk harming themselves (physically or in other ways) if they: smoked one or more packs of cigarettes per day?	60
127	How much do you think people risk harming themselves (physically or in other ways) if they: try marijuana once or twice?	60
128	How much do you think people risk harming themselves (physically or in other ways) if they: smoke marijuana regularly?	60
129	How much do you think people risk harming themselves (physically or in other ways) if they: take one or two drinks of an alcoholic beverage (beer, wine, liquor) nearly every day?	61
130	How much do you think people risk harming themselves (physically or in other ways) if they: have five or more drinks once or twice each weekend?	61
131	Have you ever used smokeless tobacco (chew, snuff, plug, dipping tobacco, or chewing tobacco)?	61
132	How often have you taken smokeless tobacco during the past 30 days?	62
133	Have you ever smoked cigarettes?	62
134	How frequently have you smoked cigarettes during the past 30 days?	62

135	Which statement best describes rules about smoking inside your home?	63
136	Which statement best describes rules about smoking in your family cars?	63
137	During this school year, were you taught in any of your classes about the dangers of tobacco use?	64
138	During the past 12 months, have you participated in any community activities to discourage people your age from using cigarettes, chewing tobacco, snuff, dip or cigars?	64
139	On how many occasions have you had alcoholic beverages (beer, wine or hard liquor) to drink in your lifetime - more than just a few sips?	64
140	On how many occasions have you had beer, wine or hard liquor to drink during the past 30 days?	65
141	On how many occasions have you used marijuana (grass, pot) or hashish (hash, hash oil) in your lifetime?	65
142	On how many occasions have you used marijuana (grass, pot) or hashish (hash, hash oil) during the past 30 days?	65
143	On how many occasions have you used LSD or other psychedelics in your lifetime?	66
144	On how many occasions have you used LSD or other psychedelics during the past 30 days?	66
145	On how many occasions have you used cocaine or crack in your lifetime?	66
146	On how many occasions have you used cocaine or crack during the past 30 days?	67
147	On how many occasions have you sniffed glue, breathed the contents of an aerosol spray can, or inhaled other gases or sprays, in order to get high in your lifetime?	67
148	On how many occasions have you sniffed glue, breathed the contents of an aerosol spray can, or inhaled other gases or sprays, in order to get high during the past 30 days?	68
149	On how many occasions have you used phenoxydine (pox, px, breeze) in your lifetime?	68
150	On how many occasions have you used phenoxydine (pox, px, breeze) during the past 30 days?	69
151	On how many occasions have you used sedatives (tranquilizers, such as Valium or Xanax, barbiturates, or sleeping pills) without a doctor telling you to take them, in your lifetime?	69
152	On how many occasions have you used sedatives (tranquilizers, such as Valium or Xanax, barbiturates, or sleeping pills) without a doctor telling you to take them, during the past 30 days?	70
153	On how many occasions have you used methamphetamines (meth, speed, crank, crystal meth) in your lifetime?	70

154	On how many occasions have you used methamphetamines (meth, speed, crank, crystal meth) in the past 30 days?	71
155	On how many occasions have you used stimulants, other than Methamphetamines (such as amphetamines, Ritalin or Dexedrine) without a doctor telling you to take them, in your lifetime?	71
156	On how many occasions have you used stimulants, other than Methamphetamines (such as amphetamines, Ritalin or Dexedrine) without a doctor telling you to take them, during the past 30 days?	72
157	On how many occasions have you used heroin or other opiates in your lifetime?	72
158	On how many occasions have you used heroin or other opiates during the past 30 days?	73
159	On how many occasions have you used MDMA ('X', 'E', or ecstasy) in your lifetime?	73
160	On how many occasions have you used MDMA ('X', 'E', or ecstasy) during the past 30 days?	73
161	On how many occasions have you taken prescription drugs (such as Valium, Xanax, Ritalin, Adderall, OxyContin, Darvocet, or sleeping pills) on your own-that is, without a doctor telling you to take them in your lifetime?	74
162	On how many occasions have you taken prescription drugs (such as Valium, Xanax, Ritalin, Adderall, OxyContin, Darvocet, or sleeping pills) on your own-that is, without a doctor telling you to take them during the past 30 days?	74
163	On how many occasions have you taken non-prescription medicines such as diet pills (for example, Dietac, Dexatrim or Prolamine), stay-awake pills (for example No-Doz, Vivarin, or Wake), or cough or cold medicines (robos, DXM, etc.) to get high in your lifetime?	75
164	On how many occasions have you taken non-prescription medicines such as diet pills (for example, Dietac, Dexatrim or Prolamine), stay-awake pills (for example No-Doz, Vivarin, or Wake), or cough or cold medicines (robos, DXM, etc.) to get high during the past 30 days?	75
165	On how many occasions have you been drunk or very high from drinking alcoholic beverages during the past 30 days?	76
166	On how many occasions have you drunk flavored alcoholic beverages, sometimes called 'alcopops' (like Mike's Hard Lemonade, Smirnoff Ice, Bacardi Breezers, etc.) in your lifetime?	76
167	On how many occasions have you drunk flavored alcoholic beverages, sometimes called 'alcopops' (like Mike's Hard Lemonade, Smirnoff Ice, Bacardi Breezers, etc.) during the past 30 days?	77
168	Think back over the last two weeks. How many times have you had five or more alcoholic drinks in a row?	77
169	During the past 30 days, how many times did you ride in a car or other vehicle driven by someone who had been drinking alcohol?	77

170	During the past 30 days, how many times did you drive a car or other vehicle when you had been drinking alcohol?	78
171	If you drank alcohol (not just a sip or taste) in the past year, how did you usually get it?	78
172	If you drank alcohol (not just a sip or taste) in the past year, where did you usually drink it?	79
173	During the last month, about how many marijuana cigarettes, or the equivalent, did you smoke a day, on the average?	79
174	How wrong would most adults (over 21) in your neighborhood think it is for kids your age: to use marijuana?	80
175	How wrong would most adults (over 21) in your neighborhood think it is for kids your age: to drink alcohol?	80
176	How wrong would most adults (over 21) in your neighborhood think it is for kids your age: to smoke cigarettes?	80
177	How much do each of the following statements describe your neighborhood? crime and/or drug selling	81
178	How much do each of the following statements describe your neighborhood? fights	81
179	How much do each of the following statements describe your neighborhood? lots of empty or abandoned buildings	81
180	How much do each of the following statements describe your neighborhood? lots of graffiti	82
181	If I had to move, I would miss the neighborhood I now live in.	82
182	My neighbors notice when I am doing a good job and let me know about it.	82
183	I like my neighborhood.	83
184	There are lots of adults in my neighborhood I could talk to about something important.	83
185	I'd like to get out of my neighborhood.	83
186	There are people in my neighborhood who are proud of me when I do something well.	84
187	There are people in my neighborhood who encourage me to do my best.	84
188	I feel safe in my neighborhood.	84
189	Which of the following activities for people your age are available in your community? sports teams?	85
190	Which of the following activities for people your age are available in your community? scouting?	85
191	Which of the following activities for people your age are available in your community? boys and girls clubs?	85
192	Which of the following activities for people your age are available in your community? 4-H clubs?	85
193	Which of the following activities for people your age are available in your community? service clubs?	86

194	If a kid smoked marijuana in your neighborhood would he or she be caught by the police?	86
195	If a kid drank some beer, wine or hard liquor (for example, vodka, whiskey, or gin) in your neighborhood would he or she be caught by the police?	86
196	If a kid carried a handgun in your neighborhood would he or she be caught by the police?	87
197	If you wanted to get some cigarettes, how easy would it be for you to get some?	87
198	If you wanted to get some beer, wine or hard liquor (for example, vodka, whiskey, or gin), how easy would it be for you to get some?	87
199	If you wanted to get a drug like cocaine, LSD, or amphetamines, how easy would it be for you to get some?	88
200	If you wanted to get a handgun, how easy would it be for you to get one?	88
201	If you wanted to get some marijuana, how easy would it be for you to get some?	88
202	During the past 12 months, have you participated in any alcohol prevention programs or seen any alcohol prevention messages in your school or community? Yes, a school-based program focused on preventing underage drinking and/or drinking and driving.	89
203	During the past 12 months, have you participated in any alcohol prevention programs or seen any alcohol prevention messages in your school or community? Yes, a community-based program focused on preventing underage drinking and/or drinking and driving (for example, through your church or temple or through youth groups like Boys and Girls Club or 4-H).	89
204	During the past 12 months, have you participated in any alcohol prevention programs or seen any alcohol prevention messages in your school or community? Yes, a media campaign addressing underage drinking and/or drinking and driving (for example, newspaper ads, posters, pamphlets, radio, TV).	89
205	During the past 12 months, have you participated in any alcohol prevention programs or seen any alcohol prevention messages in your school or community? No	89
206	How wrong do your parents feel it would be for YOU to: drink beer, wine or hard liquor (for example, vodka, whiskey or gin) regularly?	90
207	How wrong do your parents feel it would be for YOU to: smoke cigarettes?	90
208	How wrong do your parents feel it would be for YOU to: smoke marijuana?	90
209	How wrong do your parents feel it would be for YOU to: steal something worth more than \$5?	91

210	How wrong do your parents feel it would be for YOU to: draw graffiti, write things, or draw pictures on buildings or other property (without the owner's permission)?	91
211	How wrong do your parents feel it would be for YOU to: pick a fight with someone?	91
212	During the past 12 months, have you talked with at least one of your parents about the dangers of underage drinking and/or drinking and driving? By parents, we mean either your biological parents, adoptive parents, stepparents, or adult guardians - whether or not they live with you.	92
213	Have any of your brothers or sisters ever: drunk beer, wine or hard liquor (for example, vodka, whiskey or gin)?	92
214	Have any of your brothers or sisters ever: smoked marijuana?	92
215	Have any of your brothers or sisters ever: smoked cigarettes?	92
216	Have any of your brothers or sisters ever: taken a handgun to school?	93
217	Have any of your brothers or sisters ever: been suspended or expelled from school?	93
218	The rules in my family are clear.	93
219	People in my family often insult or yell at each other.	94
220	When I am not at home, one of my parents knows where I am and who I am with.	94
221	We argue about the same things in my family over and over.	94
222	If you drank some beer or wine or liquor (for example, vodka, whiskey, or gin) without your parents' permission, would you be caught by your parents?	95
223	My family has clear rules about alcohol and drug use.	95
224	If you carried a handgun without your parents' permission, would you be caught by your parents?	95
225	If you skipped school would you be caught by your parents?	96
226	Do you feel very close to your mother?	96
227	Do you share your thoughts and feelings with your mother?	96
228	My parents ask me what I think before most family decisions affecting me are made.	97
229	Do you share your thoughts and feelings with your father?	97
230	Do you enjoy spending time with your mother?	97
231	Do you enjoy spending time with your father?	98
232	If I had a personal problem, I could ask my mom or dad for help.	98
233	Do you feel very close to your father?	98
234	My parents give me lots of chances to do fun things with them.	99
235	My parents ask if I've gotten my homework done.	99
236	People in my family have serious arguments.	99
237	Would your parents know if you did not come home on time?	100
238	It is important to be honest with your parents, even if they become upset or you get punished.	100

239	My parents notice when I am doing a good job and let me know about it.	100
240	How often do your parents tell you they're proud of you for something you've done?	101
241	How many brothers and sisters, including stepbrothers and sisters, do you have that are younger than you?	101
242	How many brothers and sisters, including stepbrothers and sisters, do you have that are older than you?	101
243	Have you changed homes in the past year (the last 12 months)?	102
244	How many times have you changed homes since kindergarten?	102
245	Have you changed schools (including changing from elementary to middle and middle to high school) in the past year?	102
246	How many times have you changed schools since kindergarten (including changing from elementary to middle and middle to high school)?	103
247	Has anyone in your family ever had severe alcohol or drug problems?	103
248	About how many adults (over 21) have you known personally who in the past year have: used marijuana, crack, cocaine, or other drugs?	103
249	About how many adults (over 21) have you known personally who in the past year have: sold or dealt drugs?	104
250	About how many adults (over 21) have you known personally who in the past year have: done other things that could get them in trouble with the police, like stealing, selling stolen goods, mugging or assaulting others, etc.?	104
251	About how many adults (over 21) have you known personally who in the past year have: gotten drunk or high?	104
252	Have you seen or heard information about underage drinking in the past 12 months from the following sources? Radio	105
253	Have you seen or heard information about underage drinking in the past 12 months from the following sources? TV.	105
254	Have you seen or heard information about underage drinking in the past 12 months from the following sources? Print. This includes information on underage drinking you may have seen in the newspaper, on a billboard, in pamphlets, on stickers, etc.	105
255	Have you seen or heard information about underage drinking in the past 12 months from the following sources? Website or social media? (Facebook, Myspace, website, etc.)	105
256	The next questions ask about your opinions of the information you saw or heard. If you have seen or heard more than one ad, please think about your favorite ad when answering these questions. The information about underage drinking that I saw or heard was convincing.	106

257	The next questions ask about your opinions of the information you saw or heard. If you have seen or heard more than one ad, please think about your favorite ad when answering these questions. The information about underage drinking that I saw or heard grabbed my attention.	106
258	The next questions ask about your opinions of the information you saw or heard. If you have seen or heard more than one ad, please think about your favorite ad when answering these questions. The information about underage drinking that I saw or heard said something important to me.	106
259	The next questions ask about your opinions of the information you saw or heard. If you have seen or heard more than one ad, please think about your favorite ad when answering these questions. Seeing or hearing this information about underage drinking made me want to stop or decrease my drinking.	107
260	How honest were you in filling out this survey?	107

List of Figures

1	Grade Chart	12
2	Gender Chart	13
3	Age Chart	14
4	Ethnic Origin Chart	15

1 INTRODUCTION

This report was generated from data collected on the *2011 Arkansas Prevention Needs Assessment Student Survey*. This report contains basic frequency tables of all data collected and graphs on the selected demographic variables of grade, gender, age and ethnic origin. The graph on ethnic origin is represented as a bar chart rather than as a pie chart. This is because students were allowed to mark more than one response for ethnic origin as opposed to being allowed to mark only one response. The bars represent the percent of students who marked each of the ethnic categories.

Questions regarding the information found in this report can be directed to:

Pride Surveys

160 Vanderbilt Court
Bowling Green, KY 42103
1-800-279-6361
www.pridesurveys.com

Grade Chart

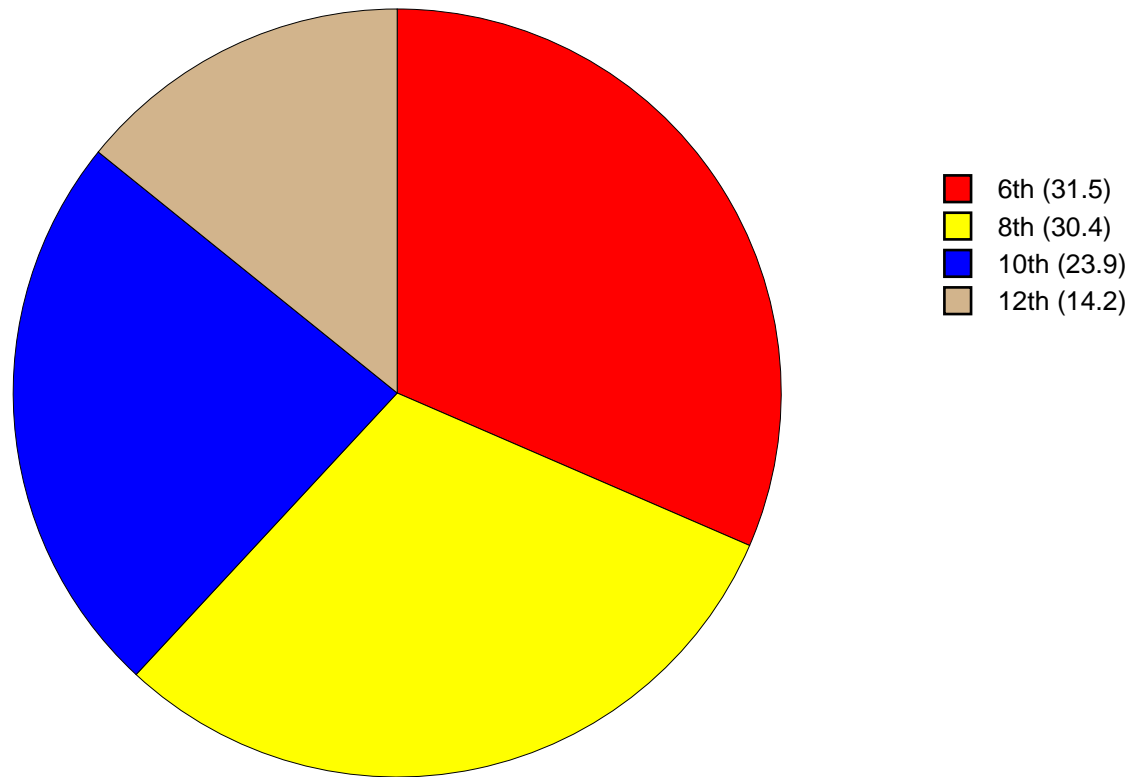


Figure 1: Grade Chart

Gender Chart

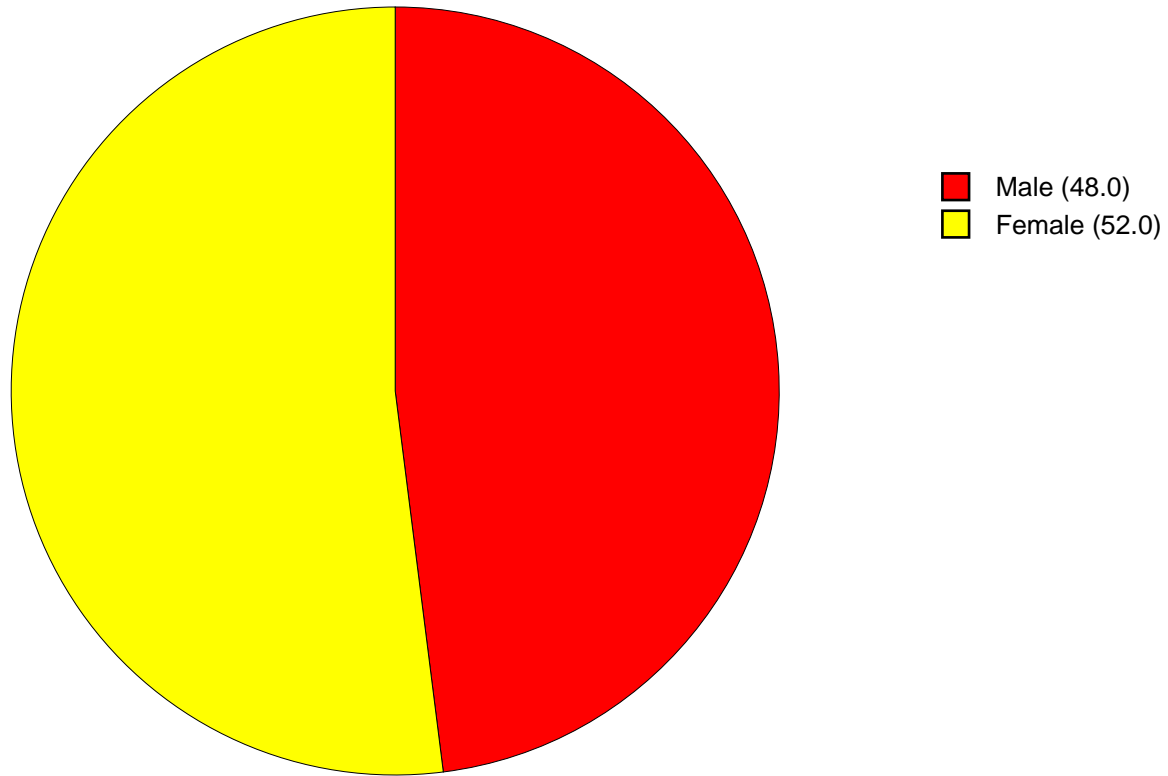


Figure 2: Gender Chart

Age Chart

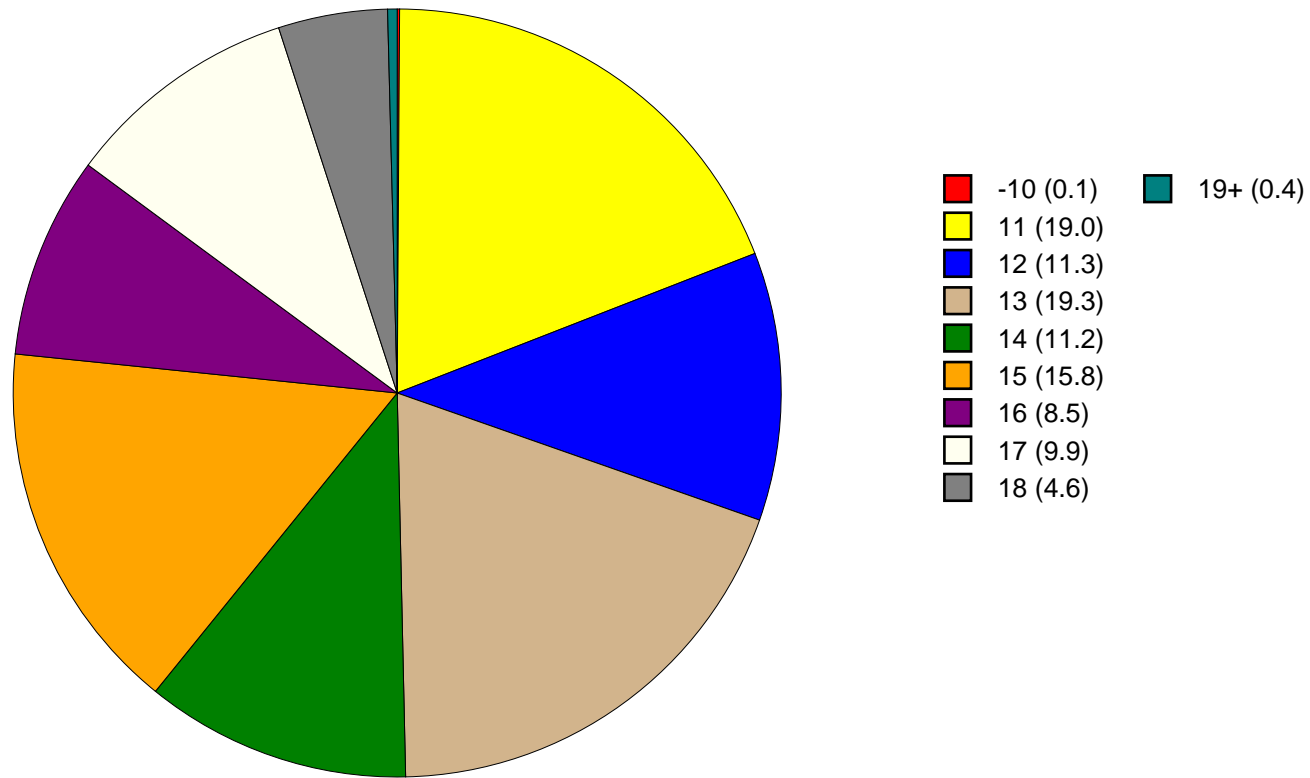


Figure 3: Age Chart

Ethnic Origin Chart

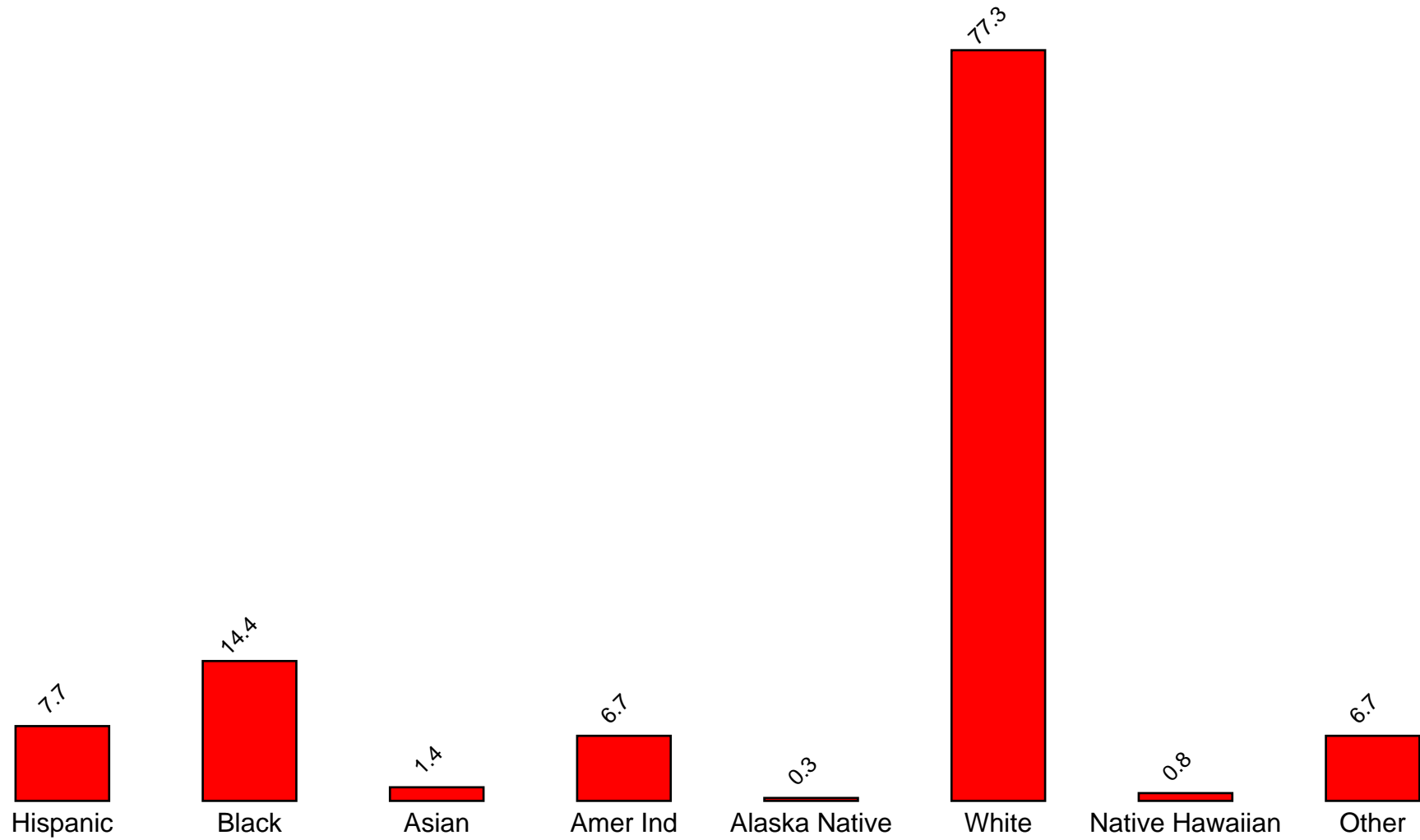


Figure 4: Ethnic Origin Chart

2 PERCENTAGE TABLES

The following tables contain frequency distribution detailing how your students responded to each question on the survey. The tables appear in the same order as the questions on the survey. The tables include breakdowns by grade level as well as overall percentages. The *N of Valid* row is a frequency count of the number of valid responses to each question for each grade and overall. The *N of Miss* row is a frequency count of the number of invalid (marked more than one response) or missing (i.e. did not respond) responses to each question for each grade and overall.

For the questions that allowed more than one response (i.e. race, live with, etc.) each response becomes a separate table. If a student did not mark the response, that was counted as a NO response, and if they did mark the response, that was counted as a YES response. Since a non response is a valid response for these questions, the *N of Miss* will always be zero for these questions.

Table 1: Sex



Response	6	8	10	12	Total	
Male	51.4	47.3	46.2	44.7	48.0	
Female	48.6	52.7	53.8	55.3	52.0	
N of Valid	1563	1501	1181	700	4945	
N of Miss	13	19	15	12	59	

Table 2: Age











Response	6	8	10	12	Total	
10 or younger	0.3	0.0	0.0	0.0	0.1	
11	60.5	0.0	0.0	0.0	19.0	
12	35.6	0.3	0.0	0.0	11.3	
13	3.6	59.7	0.0	0.0	19.3	
14	0.0	36.4	0.4	0.0	11.2	
15	0.0	3.2	61.8	0.0	15.8	
16	0.0	0.3	34.8	0.3	8.5	
17	0.0	0.0	2.8	64.5	9.9	
18	0.0	0.0	0.2	32.1	4.6	
19 or older	0.0	0.0	0.0	3.1	0.4	
N of Valid	1564	1513	1194	710	4981	
N of Miss	11	6	2	2	21	

Table 3: Are you Hispanic or Latino?



Response	6	8	10	12	Total	
No	91.9	92.0	92.8	92.6	92.3	
Yes	8.1	8.0	7.2	7.4	7.7	
N of Valid	1494	1472	1172	692	4830	
N of Miss	82	49	25	20	176	

Table 4: What is your race? Black or African American



Response	6	8	10	12	Total	
No	86.0	86.5	83.5	85.8	85.6	
Yes	14.0	13.5	16.5	14.2	14.4	
N of Valid	1576	1521	1197	712	5006	
N of Miss	0	0	0	0	0	

Table 5: What is your race? Asian



Response	6	8	10	12	Total	
No	98.7	98.9	98.2	98.2	98.6	
Yes	1.3	1.1	1.8	1.8	1.4	
N of Valid	1576	1521	1197	712	5006	
N of Miss	0	0	0	0	0	

Table 6: What is your race? American Indian



Response	6	8	10	12	Total	
No	90.0	94.0	94.7	97.2	93.3	
Yes	10.0	6.0	5.3	2.8	6.7	
N of Valid	1576	1521	1197	712	5006	
N of Miss	0	0	0	0	0	

Table 7: What is your race? Alaska Native



Response	6	8	10	12	Total	
No	99.8	99.9	99.7	99.4	99.7	
Yes	0.2	0.1	0.3	0.6	0.3	
N of Valid	1576	1521	1197	712	5006	
N of Miss	0	0	0	0	0	

Table 8: What is your race? White



Response	6	8	10	12	Total	
No	26.7	19.9	21.8	21.5	22.7	
Yes	73.3	80.1	78.2	78.5	77.3	
N of Valid	1576	1521	1197	712	5006	
N of Miss	0	0	0	0	0	

Table 9: What is your race? Native Hawaiian or Other Pacific Islander



Response	6	8	10	12	Total	
No	99.2	99.5	98.8	99.4	99.2	
Yes	0.8	0.5	1.2	0.6	0.8	
N of Valid	1576	1521	1197	712	5006	
N of Miss	0	0	0	0	0	

Table 10: What is your race? Other



Response	6	8	10	12	Total	
No	90.7	94.2	95.0	94.5	93.3	
Yes	9.3	5.8	5.0	5.5	6.7	
N of Valid	1576	1521	1197	712	5006	
N of Miss	0	0	0	0	0	

Table 11: What is the highest level of schooling completed by your mother or father?









Response	6	8	10	12	Total	
Completed grade school or less	2.4	2.2	1.2	2.0	2.0	
Some high school	4.5	6.3	7.9	13.0	7.1	
Completed high school	12.2	15.2	16.7	22.2	15.7	
Some college	13.3	15.5	20.1	21.7	16.8	
Completed college	23.4	25.7	28.2	24.5	25.4	
Graduate or professional school after college	9.2	11.8	12.2	9.4	10.8	
Don't know	34.4	21.9	12.1	5.1	21.0	
Does not apply	0.6	1.4	1.5	2.1	1.3	
N of Valid	1498	1491	1178	702	4869	
N of Miss	52	12	6	3	73	

Table 12: Think of where you live most of the time. Which of the following people live there with you? Mother



Response	6	8	10	12	Total	
No	13.7	16.0	15.5	20.1	15.8	
Yes	86.3	84.0	84.5	79.9	84.2	
N of Valid	1576	1521	1197	712	5006	
N of Miss	0	0	0	0	0	

Table 13: Think of where you live most of the time. Which of the following people live there with you? Stepmother



Response	6	8	10	12	Total	
No	93.7	93.4	92.5	93.3	93.2	
Yes	6.3	6.6	7.5	6.7	6.8	
N of Valid	1576	1521	1197	712	5006	
N of Miss	0	0	0	0	0	

Table 14: Think of where you live most of the time. Which of the following people live there with you? Foster Mother



Response	6	8	10	12	Total	
No	99.7	99.6	99.5	99.4	99.6	
Yes	0.3	0.4	0.5	0.6	0.4	
N of Valid	1576	1521	1197	712	5006	
N of Miss	0	0	0	0	0	

Table 15: Think of where you live most of the time. Which of the following people live there with you? Grandmother



Response	6	8	10	12	Total	
No	87.9	88.6	90.5	89.6	89.0	
Yes	12.1	11.4	9.5	10.4	11.0	
N of Valid	1576	1521	1197	712	5006	
N of Miss	0	0	0	0	0	

Table 16: Think of where you live most of the time. Which of the following people live there with you? Aunt



Response	6	8	10	12	Total	
No	95.6	96.1	96.2	96.5	96.0	
Yes	4.4	3.9	3.8	3.5	4.0	
N of Valid	1576	1521	1197	712	5006	
N of Miss	0	0	0	0	0	

Table 17: Think of where you live most of the time. Which of the following people live there with you? Father



Response	6	8	10	12	Total	
No	41.1	42.9	42.5	44.0	42.4	
Yes	58.9	57.1	57.5	56.0	57.6	
N of Valid	1576	1521	1197	712	5006	
N of Miss	0	0	0	0	0	

Table 18: Think of where you live most of the time. Which of the following people live there with you? Stepfather



Response	6	8	10	12	Total	
No	84.6	83.4	85.5	86.2	84.7	
Yes	15.4	16.6	14.5	13.8	15.3	
N of Valid	1576	1521	1197	712	5006	
N of Miss	0	0	0	0	0	

Table 19: Think of where you live most of the time. Which of the following people live there with you? Foster Father



Response	6	8	10	12	Total	
No	99.7	99.6	99.6	99.9	99.7	
Yes	0.3	0.4	0.4	0.1	0.3	
N of Valid	1576	1521	1197	712	5006	
N of Miss	0	0	0	0	0	

Table 20: Think of where you live most of the time. Which of the following people live there with you? Grandfather



Response	6	8	10	12	Total	
No	92.4	93.3	95.0	93.7	93.5	
Yes	7.6	6.7	5.0	6.3	6.5	
N of Valid	1576	1521	1197	712	5006	
N of Miss	0	0	0	0	0	

Table 21: Think of where you live most of the time. Which of the following people live there with you? Uncle



Response	6	8	10	12	Total	
No	95.7	96.6	96.7	96.9	96.4	
Yes	4.3	3.4	3.3	3.1	3.6	
N of Valid	1576	1521	1197	712	5006	
N of Miss	0	0	0	0	0	

Table 22: Think of where you live most of the time. Which of the following people live there with you? Other Adults



Response	6	8	10	12	Total	
No	97.0	97.4	98.4	97.2	97.5	
Yes	3.0	2.6	1.6	2.8	2.5	
N of Valid	1576	1521	1197	712	5006	
N of Miss	0	0	0	0	0	

Table 23: Think of where you live most of the time. Which of the following people live there with you? Brother(s)



Response	6	8	10	12	Total	
No	52.5	57.9	59.2	64.9	57.5	
Yes	47.5	42.1	40.8	35.1	42.5	
N of Valid	1576	1521	1197	712	5006	
N of Miss	0	0	0	0	0	

Table 24: Think of where you live most of the time. Which of the following people live there with you? Stepbrother(s)



Response	6	8	10	12	Total	
No	92.8	95.3	95.7	96.8	94.8	
Yes	7.2	4.7	4.3	3.2	5.2	
N of Valid	1576	1521	1197	712	5006	
N of Miss	0	0	0	0	0	

Table 25: Think of where you live most of the time. Which of the following people live there with you? Sister(s)



Response	6	8	10	12	Total	
No	56.9	58.8	58.5	65.6	59.1	
Yes	43.1	41.2	41.5	34.4	40.9	
N of Valid	1576	1521	1197	712	5006	
N of Miss	0	0	0	0	0	

Table 26: Think of where you live most of the time. Which of the following people live there with you? Stepsister(s)



Response	6	8	10	12	Total	
No	93.8	96.1	96.1	96.6	95.4	
Yes	6.2	3.9	3.9	3.4	4.6	
N of Valid	1576	1521	1197	712	5006	
N of Miss	0	0	0	0	0	

Table 27: Think of where you live most of the time. Which of the following people live there with you? Other Children



Response	6	8	10	12	Total	
No	95.6	96.0	96.2	93.3	95.5	
Yes	4.4	4.0	3.8	6.7	4.5	
N of Valid	1576	1521	1197	712	5006	
N of Miss	0	0	0	0	0	

Table 28: In my school, students have lots of chances to help decide things like class activities and rules.





Response	6	8	10	12	Total	
NO!	18.5	16.6	15.0	16.7	16.8	
no	40.7	38.7	36.1	34.7	38.1	
yes	34.1	37.5	41.5	36.9	37.3	
YES!	6.7	7.2	7.4	11.7	7.7	
N of Valid	1533	1499	1192	707	4931	
N of Miss	40	20	5	5	70	

Table 29: Teachers ask me to work on special classroom projects.





Response	6	8	10	12	Total	
NO!	9.6	9.6	7.0	8.9	8.9	
no	35.4	40.1	43.1	38.7	39.2	
yes	42.4	41.9	42.8	43.2	42.5	
YES!	12.6	8.3	7.0	9.2	9.5	
N of Valid	1538	1498	1193	706	4935	
N of Miss	37	23	4	6	70	

Table 30: My teacher(s) notices when I am doing a good job and lets me know about it.

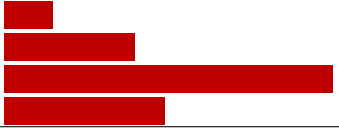
Response	6	8	10	12	Total	
NO!	4.1	6.4	6.4	4.7	5.4	
no	13.8	22.8	21.3	18.8	19.0	
yes	48.7	50.5	55.0	54.7	51.6	
YES!	33.5	20.3	17.3	21.8	23.9	
N of Valid	1541	1494	1190	706	4931	
N of Miss	33	27	7	6	73	

Table 31: There are lots of chances for students in my school to get involved in sports, clubs, and other school activities outside of class.


Response	6	8	10	12	Total	
NO!	3.7	1.8	1.5	2.4	2.4	
no	10.1	5.9	3.9	6.1	6.8	
yes	36.8	33.6	40.7	35.6	36.6	
YES!	49.4	58.7	53.9	55.9	54.2	
N of Valid	1548	1500	1195	708	4951	
N of Miss	26	20	2	4	52	

Table 32: There are lots of chances for students in my school to talk with a teacher one-on-one.

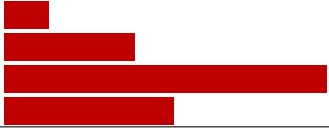
Response	6	8	10	12	Total	
NO!	4.1	5.0	5.8	4.4	4.8	
no	15.5	21.2	22.7	15.6	19.0	
yes	49.9	48.9	53.5	52.3	50.8	
YES!	30.5	25.0	18.0	27.7	25.4	
N of Valid	1539	1494	1193	705	4931	
N of Miss	33	25	4	7	69	

Table 33: I feel safe at my school.


Response	6	8	10	12	Total	
NO!	5.8	7.3	8.4	5.8	6.9	
no	10.0	13.2	14.3	9.8	12.0	
yes	38.4	48.0	54.0	52.5	47.1	
YES!	45.8	31.4	23.3	32.0	34.0	
N of Valid	1549	1486	1194	707	4936	
N of Miss	26	32	3	5	66	

Table 34: The school lets my parents know when I have done something well.


Response	6	8	10	12	Total	
NO!	10.6	17.2	19.1	21.1	16.1	
no	31.3	40.8	47.2	43.8	39.8	
yes	38.9	31.1	27.3	28.2	32.2	
YES!	19.3	10.9	6.3	6.8	11.8	
N of Valid	1535	1486	1186	705	4912	
N of Miss	39	33	10	6	88	

Table 35: My teachers praise me when I work hard in school.


Response	6	8	10	12	Total	
NO!	11.9	14.4	13.7	11.7	13.1	
no	30.7	38.1	41.6	37.7	36.6	
yes	43.5	38.7	37.9	42.9	40.6	
YES!	14.0	8.8	6.8	7.7	9.8	
N of Valid	1512	1484	1191	701	4888	
N of Miss	61	36	6	11	114	

Table 36: Are your school grades better than the grades of most students in your class?

Response	6	8	10	12	Total	
NO!	7.6	7.1	7.4	4.0	6.9	
no	29.3	30.5	29.0	26.0	29.1	
yes	45.6	45.0	45.5	50.1	46.1	
YES!	17.5	17.4	18.1	19.9	18.0	
N of Valid	1520	1487	1190	704	4901	
N of Miss	53	31	6	8	98	

Table 37: I have lots of chances to be part of class discussions or activities.

Response	6	8	10	12	Total	
NO!	4.3	3.7	2.3	3.3	3.5	
no	16.9	16.3	15.6	11.1	15.6	
yes	49.4	55.3	62.1	59.3	55.7	
YES!	29.4	24.7	20.0	26.4	25.3	
N of Valid	1539	1496	1193	705	4933	
N of Miss	36	24	4	7	71	

Table 38: Now thinking back over the past year in school, how often did you: enjoy being in school?

Response	6	8	10	12	Total	
Never	7.4	7.8	8.7	7.7	7.9	
Seldom	6.7	9.4	13.2	12.5	9.9	
Sometimes	37.3	41.0	40.5	41.4	39.8	
Often	24.9	26.0	26.8	29.5	26.3	
Almost always	23.8	15.7	10.8	8.9	16.1	
N of Valid	1545	1499	1189	705	4938	
N of Miss	29	19	8	7	63	

Table 39: Now thinking back over the past year in school, how often did you: hate being in school?

Response	6	8	10	12	Total	
Never	18.9	8.9	5.6	5.7	10.8	
Seldom	24.5	28.0	26.1	25.0	26.0	
Sometimes	35.4	33.2	37.5	40.1	35.9	
Often	12.1	19.2	19.5	18.7	17.0	
Almost always	9.1	10.7	11.4	10.5	10.3	
N of Valid	1535	1490	1188	705	4918	
N of Miss	36	27	7	7	77	

Table 40: Now thinking back over the past year in school, how often did you: try to do your best work in school?

Response	6	8	10	12	Total	
Never	0.7	0.7	0.8	0.9	0.7	
Seldom	1.2	2.5	2.9	3.1	2.3	
Sometimes	6.9	13.0	15.8	16.8	12.3	
Often	18.6	29.6	35.3	38.5	28.8	
Almost always	72.7	54.2	45.3	40.7	55.9	
N of Valid	1530	1495	1187	701	4913	
N of Miss	45	26	10	11	92	

Table 41: How often do you feel that the school work you are assigned is meaningful and important?

Response	6	8	10	12	Total	
Never	5.5	6.1	7.2	6.4	6.2	
Seldom	7.8	15.8	21.7	20.2	15.3	
Sometimes	22.7	31.8	39.2	35.7	31.3	
Often	32.0	29.5	23.4	27.9	28.6	
Almost always	32.1	16.8	8.5	9.8	18.6	
N of Valid	1538	1491	1182	703	4914	
N of Miss	37	29	15	9	90	

Table 42: Putting them all together, what were your grades like last year?

Response	6	8	10	12	Total	
Mostly F's	1.0	0.8	0.9	0.4	0.8	
Mostly D's	2.1	3.4	3.9	2.9	3.0	
Mostly C's	13.6	18.3	19.8	18.4	17.2	
Mostly B's	39.3	40.5	39.4	43.1	40.2	
Mostly A's	44.1	37.0	36.0	35.2	38.7	
N of Valid	1464	1462	1174	696	4796	
N of Miss	26	17	6	5	54	

Table 43: How important do you think the things you are learning in school are going to be for your later life?

Response	6	8	10	12	Total	
Very important	55.1	36.6	21.3	18.3	36.1	
Quite important	24.2	28.1	24.2	27.2	25.8	
Fairly important	14.3	22.2	32.8	33.6	23.9	
Slightly important	5.3	10.3	17.3	17.7	11.5	
Not at all important	1.1	2.9	4.5	3.1	2.7	
N of Valid	1543	1501	1190	705	4939	
N of Miss	32	20	7	7	66	

Table 44: How interesting are most of your courses to you?

Response	6	8	10	12	Total	
Very interesting and stimulating	18.1	9.2	6.8	7.7	11.2	
Quite interesting	34.5	26.3	21.4	21.4	27.0	
Fairly interesting	29.7	38.4	44.5	41.8	37.6	
Slightly dull	11.5	18.0	19.7	20.3	16.7	
Very dull	6.2	8.1	7.6	8.8	7.5	
N of Valid	1521	1496	1185	704	4906	
N of Miss	53	25	9	8	95	

Table 45: During the LAST FOUR WEEKS how many whole days of school have you missed because you skipped or 'cut'?








Response	6	8	10	12	Total	
None	73.7	74.8	73.7	62.2	72.4	
1	10.8	11.0	12.4	14.4	11.7	
2	6.6	5.1	6.1	8.5	6.3	
3	3.9	4.1	4.0	6.5	4.4	
4-5	3.6	3.1	2.4	5.7	3.5	
6-10	0.9	1.5	0.8	1.4	1.1	
11 or more	0.5	0.3	0.6	1.3	0.6	
N of Valid	1541	1497	1189	707	4934	
N of Miss	32	23	8	5	68	

Table 46: What are the chances you would be seen as cool if you: smoked cigarettes?






Response	6	8	10	12	Total	
No or very little chance	87.7	66.7	60.6	55.9	70.2	
Little chance	6.3	15.9	20.5	22.1	14.9	
Some chance	3.0	9.3	10.8	14.6	8.5	
Pretty good chance	1.9	5.4	5.2	5.8	4.3	
Very good chance	1.1	2.6	2.9	1.6	2.1	
N of Valid	1522	1490	1184	705	4901	
N of Miss	39	27	9	6	81	

Table 47: What are the chances you would be seen as cool if you: worked hard at school?






Response	6	8	10	12	Total	
No or very little chance	5.3	10.9	11.1	11.1	9.2	
Little chance	8.7	16.1	19.4	17.9	14.9	
Some chance	16.2	21.5	26.8	29.8	22.3	
Pretty good chance	25.9	25.0	26.6	25.6	25.7	
Very good chance	43.9	26.5	16.1	15.6	27.8	
N of Valid	1527	1488	1183	704	4902	
N of Miss	47	32	13	8	100	

Table 48: What are the chances you would be seen as cool if you: began drinking alcoholic beverages regularly, that is, at least once or twice a month?


Response	6	8	10	12	Total	
No or very little chance	84.9	60.5	42.2	36.3	60.2	
Little chance	7.6	17.6	17.4	17.4	14.4	
Some chance	4.0	10.2	18.2	20.3	11.6	
Pretty good chance	2.2	6.9	13.3	18.2	8.6	
Very good chance	1.4	4.8	8.9	7.8	5.2	
N of Valid	1532	1491	1182	705	4910	
N of Miss	39	29	13	7	88	

Table 49: What are the chances you would be seen as cool if you: defended someone who was being verbally abused at school?

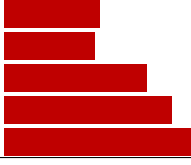
Response	6	8	10	12	Total	
No or very little chance	14.1	13.8	12.5	10.4	13.1	
Little chance	9.3	10.9	14.8	16.9	12.2	
Some chance	15.0	20.0	26.4	26.7	20.9	
Pretty good chance	22.5	25.4	25.9	27.7	25.0	
Very good chance	39.1	29.8	20.4	18.2	28.8	
N of Valid	1531	1488	1179	703	4901	
N of Miss	45	32	17	9	103	

Table 50: What are the chances you would be seen as cool if you: smoked marijuana?


Response	6	8	10	12	Total	
No or very little chance	91.0	67.0	52.9	45.0	67.9	
Little chance	3.4	11.3	12.9	14.5	9.7	
Some chance	2.5	7.9	14.3	15.4	8.8	
Pretty good chance	1.8	7.0	9.1	13.8	6.9	
Very good chance	1.3	6.8	10.9	11.4	6.7	
N of Valid	1526	1490	1182	703	4901	
N of Miss	49	31	14	9	103	

Table 51: What are the chances you would be seen as cool if you: carried a handgun?






Response	6	8	10	12	Total	
No or very little chance	83.3	74.2	72.3	66.8	75.5	
Little chance	7.9	11.8	12.0	16.8	11.4	
Some chance	3.7	7.0	7.3	9.4	6.4	
Pretty good chance	2.4	3.4	4.6	3.6	3.4	
Very good chance	2.8	3.6	3.8	3.6	3.4	
N of Valid	1523	1487	1179	704	4893	
N of Miss	49	31	16	8	104	

Table 52: What are the chances you would be seen as cool if you: regularly volunteered to do community service?






Response	6	8	10	12	Total	
No or very little chance	22.3	29.6	26.8	24.2	25.8	
Little chance	13.6	20.0	25.0	25.3	20.0	
Some chance	21.6	23.4	26.8	23.0	23.6	
Pretty good chance	18.7	13.9	13.9	18.3	16.0	
Very good chance	23.9	13.2	7.6	9.1	14.6	
N of Valid	1530	1485	1181	703	4899	
N of Miss	46	34	15	9	104	

Table 53: Think of your four best friends (the friends you feel closest to). In the past year (12 months), how many of your best friends have: participated in clubs, organizations or activities at school?






Response	6	8	10	12	Total	
0	14.3	11.0	9.6	8.1	11.3	
1	14.2	12.1	9.4	11.5	12.0	
2	19.8	17.9	15.1	16.4	17.6	
3	16.2	16.8	15.5	14.7	16.0	
4	35.6	42.3	50.5	49.4	43.2	
N of Valid	1518	1476	1182	703	4879	
N of Miss	54	43	15	9	121	

Table 54: Think of your four best friends (the friends you feel closest to). In the past year (12 months), how many of your best friends have: smoked cigarettes?






Response	6	8	10	12	Total	
0	90.3	70.5	59.7	44.7	70.3	
1	6.4	13.0	20.0	21.6	13.9	
2	2.2	7.8	7.9	15.4	7.2	
3	0.7	3.8	5.5	7.7	3.8	
4	0.5	4.9	6.9	10.7	4.8	
N of Valid	1520	1482	1183	703	4888	
N of Miss	54	38	13	8	113	

Table 55: Think of your four best friends (the friends you feel closest to). In the past year (12 months), how many of your best friends have: tried beer, wine or hard liquor (for example, vodka, whiskey, or gin) when their parents didn't know about it?






Response	6	8	10	12	Total	
0	84.2	56.2	34.0	25.0	55.1	
1	8.8	16.2	17.6	14.7	14.0	
2	4.0	9.0	17.9	17.1	10.7	
3	1.2	6.7	10.5	12.8	6.8	
4	1.8	11.9	20.0	30.4	13.3	
N of Valid	1530	1484	1185	701	4900	
N of Miss	45	35	12	11	103	

Table 56: Think of your four best friends (the friends you feel closest to). In the past year (12 months), how many of your best friends have: made a commitment to stay drug-free?






Response	6	8	10	12	Total	
0	10.5	20.7	29.5	34.4	21.6	
1	5.5	11.1	14.5	16.7	11.0	
2	6.7	8.2	12.2	11.6	9.2	
3	8.1	10.8	11.1	11.1	10.1	
4	69.2	49.3	32.8	26.2	48.2	
N of Valid	1518	1475	1181	701	4875	
N of Miss	52	42	16	11	121	

Table 57: Think of your four best friends (the friends you feel closest to). In the past year (12 months), how many of your best friends have: used marijuana?


Response	6	8	10	12	Total	
0	94.3	74.9	57.4	46.8	72.7	
1	3.3	10.3	16.7	15.3	10.4	
2	1.0	5.1	9.4	13.1	6.0	
3	0.4	4.2	7.0	9.7	4.5	
4	1.0	5.5	9.4	15.1	6.4	
N of Valid	1517	1476	1177	701	4871	
N of Miss	54	42	16	11	123	

Table 58: Think of your four best friends (the friends you feel closest to). In the past year (12 months), how many of your best friends have: tried to do well in school?


Response	6	8	10	12	Total	
0	2.5	3.9	3.8	2.6	3.2	
1	3.4	5.4	6.5	6.3	5.2	
2	7.2	11.1	13.7	14.0	10.9	
3	17.2	19.9	21.9	23.5	20.0	
4	69.7	59.8	54.1	53.6	60.6	
N of Valid	1517	1480	1180	698	4875	
N of Miss	56	40	17	14	127	

Table 59: Think of your four best friends (the friends you feel closest to). In the past year (12 months), how many of your best friends have: used LSD, cocaine, amphetamines, or other illegal drugs?


Response	6	8	10	12	Total	
0	96.7	88.9	85.9	84.0	89.9	
1	2.1	6.5	7.8	8.7	5.7	
2	0.5	1.9	2.8	3.7	1.9	
3	0.4	1.1	1.5	1.4	1.0	
4	0.3	1.6	2.0	2.1	1.4	
N of Valid	1525	1482	1182	699	4888	
N of Miss	50	37	15	13	115	

Table 60: Think of your four best friends (the friends you feel closest to). In the past year (12 months), how many of your best friends have: been suspended from school?






Response	6	8	10	12	Total	
0	62.4	57.7	65.4	76.4	63.7	
1	20.9	19.1	16.9	9.3	17.7	
2	8.6	9.2	9.9	7.3	8.9	
3	2.8	6.2	3.2	3.3	4.0	
4	5.3	7.8	4.6	3.8	5.7	
N of Valid	1523	1479	1184	702	4888	
N of Miss	52	41	12	10	115	

Table 61: Think of your four best friends (the friends you feel closest to). In the past year (12 months), how many of your best friends have: liked school?






Response	6	8	10	12	Total	
0	15.6	24.3	29.3	29.3	23.5	
1	12.4	12.9	15.6	12.5	13.3	
2	21.3	21.9	20.3	24.1	21.6	
3	21.1	18.0	17.2	17.2	18.6	
4	29.7	23.0	17.6	16.8	22.9	
N of Valid	1520	1476	1185	702	4883	
N of Miss	51	43	12	10	116	

Table 62: Think of your four best friends (the friends you feel closest to). In the past year (12 months), how many of your best friends have: carried a handgun?






Response	6	8	10	12	Total	
0	93.3	93.5	91.7	91.7	92.7	
1	2.6	2.8	4.5	3.7	3.3	
2	1.2	1.3	1.8	2.4	1.6	
3	0.9	0.9	0.5	0.6	0.8	
4	2.0	1.4	1.6	1.6	1.7	
N of Valid	1532	1477	1186	699	4894	
N of Miss	44	43	11	13	111	

Table 63: Think of your four best friends (the friends you feel closest to). In the past year (12 months), how many of your best friends have: sold illegal drugs?






Response	6	8	10	12	Total	
0	97.5	89.4	84.5	80.5	89.5	
1	1.4	4.4	7.9	9.6	5.1	
2	0.5	3.1	3.7	4.7	2.7	
3	0.2	1.1	1.8	2.7	1.2	
4	0.3	2.0	2.2	2.4	1.6	
N of Valid	1518	1468	1178	699	4863	
N of Miss	55	52	17	13	137	

Table 64: Think of your four best friends (the friends you feel closest to). In the past year (12 months), how many of your best friends have: regularly attended religious services?






Response	6	8	10	12	Total	
0	25.2	17.0	13.6	14.7	18.3	
1	10.1	11.2	11.6	18.8	12.1	
2	14.0	17.6	22.1	23.4	18.4	
3	16.3	17.8	22.9	16.1	18.3	
4	34.5	36.5	29.7	27.0	32.8	
N of Valid	1483	1474	1180	701	4838	
N of Miss	89	45	17	11	162	

Table 65: Think of your four best friends (the friends you feel closest to). In the past year (12 months), how many of your best friends have: stolen or tried to steal a motor vehicle such as a car or motorcycle?






Response	6	8	10	12	Total	
0	95.8	93.8	91.1	93.4	93.7	
1	2.6	3.0	5.2	3.3	3.5	
2	0.8	1.7	1.4	1.1	1.2	
3	0.5	0.3	1.1	0.9	0.7	
4	0.3	1.1	1.3	1.3	0.9	
N of Valid	1533	1479	1182	701	4895	
N of Miss	43	42	15	11	111	

Table 66: Think of your four best friends (the friends you feel closest to). In the past year (12 months), how many of your best friends have: been arrested?






Response	6	8	10	12	Total	
0	92.7	83.7	83.5	83.5	86.4	
1	5.2	9.7	8.6	7.6	7.7	
2	1.2	4.0	4.4	4.9	3.4	
3	0.3	1.2	0.9	2.0	1.0	
4	0.5	1.4	2.5	2.0	1.5	
N of Valid	1529	1481	1183	699	4892	
N of Miss	46	39	14	13	112	

Table 67: Think of your four best friends (the friends you feel closest to). In the past year (12 months), how many of your best friends have: dropped out of school?






Response	6	8	10	12	Total	
0	93.9	93.9	89.3	86.5	91.7	
1	4.3	3.6	7.2	7.2	5.2	
2	0.8	0.9	2.1	3.9	1.6	
3	0.4	0.8	0.4	0.9	0.6	
4	0.6	0.7	0.9	1.6	0.9	
N of Valid	1533	1482	1183	698	4896	
N of Miss	43	38	14	14	109	

Table 68: Think of your four best friends (the friends you feel closest to). In the past year (12 months), how many of your best friends have: been members of a gang?






Response	6	8	10	12	Total	
0	91.6	87.0	89.0	89.7	89.3	
1	3.6	6.4	4.4	3.6	4.6	
2	1.9	2.0	2.0	2.3	2.0	
3	0.8	1.6	1.1	1.4	1.2	
4	2.1	3.0	3.5	3.0	2.8	
N of Valid	1531	1480	1182	698	4891	
N of Miss	43	38	15	14	110	

Table 69: How old were you when you first: smoked marijuana?


Response	6	8	10	12	Total	
Never	98.4	88.4	79.5	63.9	85.9	
10 or younger	0.5	1.9	1.7	2.0	1.4	
11	0.8	2.0	1.5	1.0	1.4	
12	0.1	2.6	1.7	2.1	1.5	
13	0.1	4.0	3.6	4.0	2.7	
14	0.0	1.1	5.2	5.3	2.3	
15	0.0	0.1	5.8	6.4	2.3	
16	0.0	0.0	0.7	9.6	1.5	
17 or older	0.0	0.0	0.2	5.7	0.9	
N of Valid	1541	1486	1183	701	4911	
N of Miss	34	32	11	10	87	

Table 70: How old were you when you first: smoked a cigarette, even just a puff?


Response	6	8	10	12	Total	
Never	89.4	74.7	66.0	53.8	74.2	
10 or younger	6.5	10.9	9.1	10.1	9.0	
11	3.1	4.0	4.0	4.6	3.8	
12	1.0	4.9	4.1	4.1	3.4	
13	0.1	4.5	5.3	4.1	3.3	
14	0.0	0.7	5.4	6.3	2.4	
15	0.0	0.3	4.7	7.0	2.2	
16	0.0	0.0	1.3	5.0	1.0	
17 or older	0.1	0.1	0.1	5.0	0.8	
N of Valid	1532	1481	1182	702	4897	
N of Miss	43	38	14	10	105	

Table 71: How old were you when you first: had more than a sip or two of beer, wine or hard liquor (for example, vodka, whiskey, or gin)?

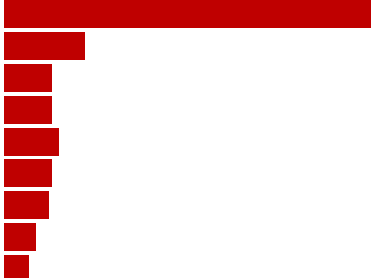
Response	6	8	10	12	Total	
Never	81.0	59.3	42.7	32.8	58.3	
10 or younger	12.1	13.2	9.0	5.9	10.8	
11	5.2	7.9	4.3	1.3	5.3	
12	1.5	7.6	7.0	5.6	5.3	
13	0.1	9.5	9.3	8.9	6.4	
14	0.0	2.2	13.0	10.0	5.3	
15	0.0	0.3	12.4	12.2	4.8	
16	0.0	0.0	2.1	14.2	2.5	
17 or older	0.1	0.0	0.1	9.3	1.4	
N of Valid	1533	1480	1182	699	4894	
N of Miss	41	39	13	13	106	

Table 72: How old were you when you first: began drinking alcoholic beverages regularly, that is, at least once or twice a month?


Response	6	8	10	12	Total	
Never	97.8	90.3	79.9	69.4	87.2	
10 or younger	1.2	1.6	0.8	0.9	1.2	
11	0.8	1.3	0.8	0.0	0.9	
12	0.1	2.3	1.2	1.0	1.1	
13	0.0	3.2	2.9	2.0	2.0	
14	0.0	1.0	5.5	3.0	2.1	
15	0.0	0.2	6.8	5.3	2.4	
16	0.0	0.0	1.9	10.3	1.9	
17 or older	0.1	0.0	0.1	8.1	1.2	
N of Valid	1536	1484	1181	700	4901	
N of Miss	40	37	16	12	105	

Table 73: How old were you when you first: used phenoxydine (pox, px, breeze)?


Response	6	8	10	12	Total	
Never	100.0	100.0	100.0	100.0	100.0	
10 or younger	0.0	0.0	0.0	0.0	0.0	
11	0.0	0.0	0.0	0.0	0.0	
12	0.0	0.0	0.0	0.0	0.0	
13	0.0	0.0	0.0	0.0	0.0	
14	0.0	0.0	0.0	0.0	0.0	
15	0.0	0.0	0.0	0.0	0.0	
16	0.0	0.0	0.0	0.0	0.0	
17 or older	0.0	0.0	0.0	0.0	0.0	
N of Valid	1504	1479	1182	699	4864	
N of Miss	69	40	13	13	135	

Table 74: How old were you when you first: got suspended from school?










Response	6	8	10	12	Total	
Never	86.6	80.8	76.7	79.0	81.4	
10 or younger	8.6	6.2	4.8	4.7	6.4	
11	3.7	3.2	3.0	2.0	3.1	
12	1.0	4.7	3.8	2.0	3.0	
13	0.0	4.3	5.1	3.0	3.0	
14	0.0	0.6	3.8	4.3	1.7	
15	0.0	0.1	2.3	2.3	0.9	
16	0.0	0.0	0.3	2.0	0.4	
17 or older	0.0	0.0	0.2	0.7	0.1	
N of Valid	1531	1479	1181	700	4891	
N of Miss	39	38	13	11	101	

Table 75: How old were you when you first: got arrested?










Response	6	8	10	12	Total	
Never	98.6	95.7	92.9	91.6	95.3	
10 or younger	0.8	0.5	0.6	0.1	0.6	
11	0.6	0.5	0.3	0.3	0.5	
12	0.1	1.5	0.9	0.4	0.8	
13	0.0	1.4	1.3	0.7	0.8	
14	0.0	0.2	1.6	1.1	0.6	
15	0.0	0.1	1.9	1.6	0.7	
16	0.0	0.0	0.4	2.1	0.4	
17 or older	0.0	0.0	0.0	2.0	0.3	
N of Valid	1535	1482	1183	699	4899	
N of Miss	40	38	13	13	104	

Table 76: How old were you when you first: carried a handgun?










Response	6	8	10	12	Total	
Never	94.3	94.6	95.0	93.3	94.4	
10 or younger	2.9	2.3	1.3	1.3	2.1	
11	2.2	1.2	0.8	0.4	1.3	
12	0.5	0.5	1.0	0.3	0.6	
13	0.1	1.0	0.3	0.6	0.5	
14	0.0	0.3	0.5	0.4	0.3	
15	0.0	0.1	0.8	0.3	0.3	
16	0.0	0.0	0.2	1.7	0.3	
17 or older	0.0	0.0	0.1	1.7	0.3	
N of Valid	1524	1473	1179	697	4873	
N of Miss	51	46	18	15	130	

Table 77: How old were you when you first: attacked someone with the idea of seriously hurting them?

Response	6	8	10	12	Total	
Never	88.0	83.8	81.8	83.0	84.5	
10 or younger	6.5	4.3	4.2	3.4	4.8	
11	3.8	2.8	1.7	0.9	2.6	
12	1.3	3.0	2.9	2.1	2.3	
13	0.3	4.4	2.8	2.0	2.4	
14	0.0	1.6	2.8	2.1	1.5	
15	0.0	0.2	3.0	2.1	1.1	
16	0.0	0.0	0.8	2.3	0.5	
17 or older	0.0	0.0	0.0	2.0	0.3	
N of Valid	1527	1481	1184	698	4890	
N of Miss	44	37	12	13	106	

Table 78: How old were you when you first: belonged to a gang?

Response	6	8	10	12	Total	
Never	96.2	95.3	96.1	94.4	95.6	
10 or younger	1.4	0.7	0.8	1.1	1.0	
11	1.5	0.7	0.3	0.7	0.8	
12	0.8	0.9	0.6	0.6	0.8	
13	0.1	1.6	0.9	1.0	0.9	
14	0.0	0.7	0.6	0.6	0.4	
15	0.0	0.1	0.6	0.9	0.3	
16	0.0	0.0	0.2	0.1	0.1	
17 or older	0.0	0.1	0.0	0.6	0.1	
N of Valid	1534	1480	1186	699	4899	
N of Miss	40	40	11	13	104	

Table 79: How wrong do you think it is for someone your age to: take a handgun to school?


Response	6	8	10	12	Total	
Very wrong	91.2	85.4	85.0	87.2	87.4	
Wrong	6.9	10.9	11.0	9.0	9.4	
A little bit wrong	1.4	2.6	2.5	2.9	2.2	
Not wrong at all	0.5	1.1	1.5	1.0	1.0	
N of Valid	1547	1490	1183	701	4921	
N of Miss	28	31	13	11	83	

Table 80: How wrong do you think it is for someone your age to: steal anything worth more than \$5?

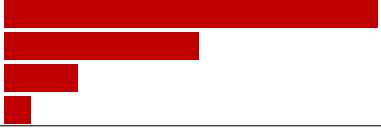
Response	6	8	10	12	Total	
Very wrong	65.2	55.9	53.3	62.3	59.1	
Wrong	26.4	31.5	33.6	25.4	29.5	
A little bit wrong	6.9	11.0	10.8	10.0	9.5	
Not wrong at all	1.4	1.7	2.3	2.3	1.8	
N of Valid	1544	1487	1180	701	4912	
N of Miss	30	31	17	11	89	

Table 81: How wrong do you think it is for someone your age to: pick a fight with someone?


Response	6	8	10	12	Total	
Very wrong	53.4	36.6	35.5	40.4	42.1	
Wrong	29.4	33.0	32.4	36.4	32.2	
A little bit wrong	14.2	23.2	25.5	19.5	20.4	
Not wrong at all	3.0	7.2	6.6	3.8	5.2	
N of Valid	1535	1480	1179	693	4887	
N of Miss	40	41	18	19	118	

Table 82: How wrong do you think it is for someone your age to: attack someone with the idea of seriously hurting them?





Response	6	8	10	12	Total	
Very wrong	80.8	67.4	64.8	65.5	70.7	
Wrong	13.1	20.3	21.8	21.3	18.5	
A little bit wrong	4.6	7.9	9.3	9.2	7.4	
Not wrong at all	1.5	4.4	4.1	4.0	3.3	
N of Valid	1539	1487	1177	699	4902	
N of Miss	37	34	20	13	104	

Table 83: How wrong do you think it is for someone your age to: stay away from school all day when their parents think they are at school?





Response	6	8	10	12	Total	
Very wrong	82.8	60.1	46.3	40.7	61.2	
Wrong	12.6	24.1	32.2	30.2	23.3	
A little bit wrong	3.4	12.2	16.5	22.8	12.0	
Not wrong at all	1.1	3.6	4.9	6.3	3.5	
N of Valid	1544	1488	1179	698	4909	
N of Miss	32	33	18	14	97	

Table 84: How wrong do you think it is for someone your age to: drink beer, wine or hard liquor (for example, vodka, whiskey, or gin) regularly?





Response	6	8	10	12	Total	
Very wrong	87.5	63.1	45.3	36.6	62.7	
Wrong	8.1	19.0	24.0	23.9	17.5	
A little bit wrong	3.2	12.6	21.2	25.6	13.6	
Not wrong at all	1.2	5.2	9.5	14.0	6.2	
N of Valid	1544	1488	1181	700	4913	
N of Miss	31	33	16	12	92	

Table 85: How wrong do you think it is for someone your age to: smoke cigarettes?





Response	6	8	10	12	Total	
Very wrong	89.2	68.3	55.9	43.9	68.4	
Wrong	7.8	18.1	25.1	22.6	17.2	
A little bit wrong	2.1	8.5	12.0	19.7	9.0	
Not wrong at all	0.8	5.0	6.9	13.7	5.4	
N of Valid	1548	1487	1181	699	4915	
N of Miss	28	33	16	13	90	

Table 86: How wrong do you think it is for someone your age to: smoke marijuana?





Response	6	8	10	12	Total	
Very wrong	94.6	77.3	63.0	51.6	75.6	
Wrong	3.6	11.3	16.7	17.9	11.1	
A little bit wrong	1.1	5.4	10.7	14.1	6.6	
Not wrong at all	0.8	6.0	9.6	16.4	6.7	
N of Valid	1546	1489	1183	700	4918	
N of Miss	29	31	14	12	86	

Table 87: How wrong do you think it is for someone your age to: use LSD, cocaine, amphetamines or another illegal drug?





Response	6	8	10	12	Total	
Very wrong	97.0	91.3	88.4	86.1	91.7	
Wrong	2.5	6.1	7.6	8.9	5.7	
A little bit wrong	0.1	1.3	1.9	2.9	1.3	
Not wrong at all	0.4	1.3	2.0	2.1	1.3	
N of Valid	1545	1487	1182	700	4914	
N of Miss	31	34	14	12	91	

Table 88: At school during the past 12 months, did you receive help from the resource teacher, speech therapist or other special education teacher?



Response	6	8	10	12	Total	
No	78.3	87.7	91.8	91.7	86.4	
Yes	21.7	12.3	8.2	8.3	13.6	
N of Valid	1468	1433	1147	686	4734	
N of Miss	108	87	49	26	270	

Table 89: How many times in the past year (12 months) have you: been suspended from school?








Response	6	8	10	12	Total	
Never	90.3	88.1	88.8	94.3	89.8	
1 to 2 times	7.6	9.7	8.6	4.0	8.0	
3 to 5 times	1.3	1.5	1.8	0.7	1.4	
6 to 9 times	0.3	0.3	0.5	0.6	0.4	
10 to 19 times	0.2	0.2	0.3	0.1	0.2	
20 to 29 times	0.1	0.0	0.1	0.1	0.1	
30 to 39 times	0.0	0.0	0.0	0.0	0.0	
40+ times	0.1	0.1	0.0	0.1	0.1	
N of Valid	1545	1490	1181	700	4916	
N of Miss	30	30	16	12	88	

Table 90: How many times in the past year (12 months) have you: carried a handgun?








Response	6	8	10	12	Total	
Never	94.9	95.6	95.8	94.7	95.3	
1 to 2 times	3.1	2.1	1.9	1.7	2.3	
3 to 5 times	0.8	0.7	0.6	1.0	0.8	
6 to 9 times	0.5	0.5	0.3	1.0	0.5	
10 to 19 times	0.4	0.5	0.4	0.6	0.4	
20 to 29 times	0.1	0.0	0.2	0.1	0.1	
30 to 39 times	0.1	0.0	0.0	0.0	0.0	
40+ times	0.2	0.7	0.9	0.9	0.6	
N of Valid	1539	1487	1182	701	4909	
N of Miss	37	33	15	11	96	

Table 91: How many times in the past year (12 months) have you: sold illegal drugs?









Response	6	8	10	12	Total	
Never	99.8	97.8	95.2	94.0	97.2	
1 to 2 times	0.1	1.3	1.9	1.3	1.0	
3 to 5 times	0.0	0.3	1.3	1.1	0.6	
6 to 9 times	0.1	0.1	0.6	0.9	0.3	
10 to 19 times	0.0	0.2	0.3	0.7	0.2	
20 to 29 times	0.0	0.1	0.2	0.4	0.1	
30 to 39 times	0.0	0.0	0.0	0.4	0.1	
40+ times	0.1	0.3	0.6	1.1	0.4	
N of Valid	1535	1477	1180	699	4891	
N of Miss	41	44	17	12	114	

Table 92: How many times in the past year (12 months) have you: stolen or tried to steal a motor vehicle such as a car or motorcycle?








Response	6	8	10	12	Total	
Never	99.1	97.6	97.4	98.4	98.1	
1 to 2 times	0.6	1.3	1.8	1.0	1.2	
3 to 5 times	0.1	0.5	0.2	0.3	0.3	
6 to 9 times	0.1	0.1	0.3	0.0	0.1	
10 to 19 times	0.0	0.1	0.1	0.0	0.1	
20 to 29 times	0.0	0.0	0.2	0.1	0.1	
30 to 39 times	0.0	0.0	0.0	0.0	0.0	
40+ times	0.1	0.3	0.1	0.1	0.1	
N of Valid	1542	1484	1177	700	4903	
N of Miss	33	35	18	12	98	

Table 93: How many times in the past year (12 months) have you: participated in clubs, organizations or activities at school?









Response	6	8	10	12	Total	
Never	24.5	19.2	16.5	17.6	20.0	
1 to 2 times	26.9	21.1	15.0	14.5	20.5	
3 to 5 times	21.5	18.7	15.3	11.7	17.8	
6 to 9 times	9.3	10.5	10.6	9.5	10.0	
10 to 19 times	6.5	7.8	9.9	11.3	8.4	
20 to 29 times	2.7	3.4	6.0	5.9	4.2	
30 to 39 times	1.0	2.3	2.6	3.3	2.1	
40+ times	7.6	17.0	24.1	26.2	17.1	
N of Valid	1533	1483	1176	698	4890	
N of Miss	39	38	19	14	110	

Table 94: How many times in the past year (12 months) have you: been arrested?







Response	6	8	10	12	Total	
Never	98.5	96.3	95.2	94.9	96.5	
1 to 2 times	1.0	2.9	3.7	4.3	2.7	
3 to 5 times	0.3	0.3	0.3	0.1	0.3	
6 to 9 times	0.1	0.2	0.3	0.3	0.2	
10 to 19 times	0.0	0.1	0.3	0.3	0.2	
20 to 29 times	0.1	0.1	0.0	0.0	0.0	
30 to 39 times	0.0	0.1	0.0	0.0	0.0	
40+ times	0.1	0.0	0.3	0.1	0.1	
N of Valid	1539	1483	1179	700	4901	
N of Miss	36	38	18	11	103	

Table 95: How many times in the past year (12 months) have you: done extra work on your own for school?









Response	6	8	10	12	Total	
Never	28.9	29.4	27.6	30.3	28.9	
1 to 2 times	29.5	25.7	22.3	15.9	24.7	
3 to 5 times	15.7	17.8	19.4	16.4	17.3	
6 to 9 times	10.4	10.4	10.2	12.6	10.7	
10 to 19 times	5.7	7.2	9.0	6.9	7.1	
20 to 29 times	2.8	2.9	4.1	7.2	3.8	
30 to 39 times	0.5	1.5	2.6	2.3	1.6	
40+ times	6.5	5.2	4.8	8.5	6.0	
N of Valid	1532	1480	1181	697	4890	
N of Miss	42	39	16	15	112	

Table 96: How many times in the past year (12 months) have you: attacked someone with the idea of seriously hurting them?









Response	6	8	10	12	Total	
Never	88.9	85.9	86.9	89.8	87.7	
1 to 2 times	7.4	9.0	7.6	6.3	7.8	
3 to 5 times	2.0	2.8	2.4	1.9	2.3	
6 to 9 times	1.0	0.9	1.2	0.9	1.0	
10 to 19 times	0.2	0.5	0.9	0.6	0.5	
20 to 29 times	0.1	0.2	0.2	0.1	0.1	
30 to 39 times	0.1	0.2	0.1	0.0	0.1	
40+ times	0.4	0.5	0.7	0.4	0.5	
N of Valid	1535	1481	1177	699	4892	
N of Miss	40	40	20	13	113	

Table 97: How many times in the past year (12 months) have you: been drunk or high at school?


Response	6	8	10	12	Total	
Never	98.0	92.8	87.8	83.4	91.9	
1 to 2 times	1.3	4.1	5.7	6.5	3.9	
3 to 5 times	0.3	1.5	2.5	1.9	1.4	
6 to 9 times	0.1	0.7	1.3	2.0	0.9	
10 to 19 times	0.1	0.3	0.6	1.1	0.4	
20 to 29 times	0.1	0.1	0.5	1.3	0.3	
30 to 39 times	0.0	0.1	0.3	0.6	0.2	
40+ times	0.1	0.4	1.4	3.3	0.9	
N of Valid	1536	1480	1177	697	4890	
N of Miss	36	40	19	15	110	

Table 98: How many times in the past year (12 months) have you: volunteered to do community service?

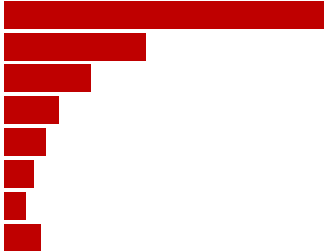
Response	6	8	10	12	Total	
Never	52.1	54.2	46.9	42.2	50.1	
1 to 2 times	23.8	20.3	19.7	17.1	20.8	
3 to 5 times	9.9	11.7	13.4	13.2	11.8	
6 to 9 times	4.8	5.8	7.7	8.8	6.4	
10 to 19 times	3.5	3.3	5.0	6.7	4.3	
20 to 29 times	1.1	1.6	3.5	4.4	2.3	
30 to 39 times	0.9	0.5	1.2	1.9	1.0	
40+ times	3.8	2.6	2.6	5.7	3.4	
N of Valid	1536	1480	1176	697	4889	
N of Miss	40	41	20	15	116	

Table 99: How many times in the past year (12 months) have you: taken a handgun to school?

Response	6	8	10	12	Total	
Never	99.4	99.5	98.9	99.4	99.3	
1 to 2 times	0.4	0.3	0.4	0.0	0.3	
3 to 5 times	0.1	0.1	0.2	0.0	0.1	
6 to 9 times	0.0	0.0	0.1	0.0	0.0	
10 to 19 times	0.0	0.0	0.2	0.0	0.0	
20 to 29 times	0.0	0.0	0.1	0.1	0.0	
30 to 39 times	0.0	0.0	0.0	0.0	0.0	
40+ times	0.1	0.1	0.2	0.4	0.2	
N of Valid	1541	1483	1181	698	4903	
N of Miss	34	38	16	14	102	

Table 100: Are you currently on probation, or assigned a probation officer with Juvenile Court?

Response	6	8	10	12	Total	
No	98.4	97.6	97.0	97.2	97.6	
Yes	1.6	2.4	3.0	2.8	2.4	
N of Valid	1353	1348	1088	646	4435	
N of Miss	222	172	109	66	569	

Table 101: Have you ever belonged to a gang?

Response	6	8	10	12	Total	
No	93.6	91.8	94.1	92.4	93.0	
No, but would like to	1.5	2.0	1.4	1.6	1.6	
Yes, in the past	3.0	2.9	2.0	2.4	2.7	
Yes, belong now	1.5	3.0	2.3	3.3	2.4	
Yes, but would like to get out	0.5	0.3	0.2	0.3	0.3	
N of Valid	1540	1484	1178	696	4898	
N of Miss	35	37	19	16	107	

Table 102: If you have ever belonged to a gang, did that gang have a name?

Response	6	8	10	12	Total	
No	9.0	6.9	9.4	13.0	9.0	
Yes	5.1	6.0	4.5	5.9	5.3	
I have never belonged to a gang	86.0	87.1	86.1	81.1	85.6	
N of Valid	1517	1459	1156	692	4824	
N of Miss	54	55	35	16	160	

Table 103: How many times have you done the following things? done what feels good no matter what.

Response	6	8	10	12	Total	
Never	45.1	37.9	31.7	27.9	37.2	
I've done it, but not in the past year	16.8	15.8	13.3	9.7	14.6	
Less than once a month	6.6	9.7	13.4	11.3	9.9	
About once a month	4.7	6.8	10.3	11.3	7.6	
2 or 3 times a month	7.0	8.7	9.8	13.6	9.2	
Once a week or more	19.8	21.2	21.4	26.2	21.5	
N of Valid	1479	1451	1163	691	4784	
N of Miss	92	68	32	21	213	

Table 104: How many times have you done the following things? done something dangerous because someone dared you to do it.

Response	6	8	10	12	Total	
Never	67.7	52.4	44.5	50.5	55.0	
I've done it, but not in the past year	19.1	23.3	24.4	21.0	21.9	
Less than once a month	5.1	9.4	13.9	11.3	9.4	
About once a month	2.8	5.2	7.6	9.3	5.6	
2 or 3 times a month	2.8	4.6	4.9	4.6	4.1	
Once a week or more	2.5	5.2	4.7	3.3	4.0	
N of Valid	1525	1468	1168	691	4852	
N of Miss	49	52	29	20	150	

Table 105: How many times have you done the following things? done crazy things even if they are a little dangerous.







Response	6	8	10	12	Total	
Never	56.1	39.0	30.8	31.5	41.3	
I've done it, but not in the past year	21.7	23.2	21.2	18.9	21.7	
Less than once a month	7.3	11.5	16.4	19.4	12.5	
About once a month	4.7	7.9	10.9	10.3	8.0	
2 or 3 times a month	4.1	7.3	8.6	9.5	6.9	
Once a week or more	6.0	11.1	12.1	10.4	9.6	
N of Valid	1522	1472	1168	692	4854	
N of Miss	53	49	29	20	151	

Table 106: You're looking at CD's in a music store with a friend. You look up and see her slip a CD under her coat. She smiles and says 'Which one do you want? Go ahead, take it while nobody's around.' There is nobody in sight, no employees and no other customers. What would you do now?





Response	6	8	10	12	Total	
Ignore her	11.5	14.3	18.0	23.8	15.7	
Grab a CD and leave the store	2.9	7.1	7.2	8.6	6.1	
Tell her to put the CD back	63.6	46.6	38.5	37.4	48.7	
Act like it is a joke, and ask her to put the CD back	21.9	32.0	36.3	30.2	29.6	
N of Valid	1533	1470	1175	698	4876	
N of Miss	39	44	22	13	118	

Table 107: You are visiting another part of town, and you don't know any of the people your age there. You are walking down the street, and some teenager you don't know is walking toward you. He is about your size, and as he is about to pass you, he deliberately bumps into you and you almost lose your balance. What would you say or do?





Response	6	8	10	12	Total	
Push the person back	13.7	16.8	12.7	13.4	14.3	
Say 'Excuse me' and keep on walking	52.2	45.8	52.1	56.3	50.8	
Say 'Watch where you are going' and keep on walking	27.7	26.1	23.3	21.1	25.2	
Swear at the person and walk away	6.4	11.2	11.9	9.2	9.6	
N of Valid	1522	1462	1168	686	4838	
N of Miss	48	47	25	20	140	

Table 108: You are at a party at someone's house, and one of your friends offers you a drink containing alcohol. What would you say or do?





Response	6	8	10	12	Total	
Drink it	4.6	20.4	31.3	38.5	20.7	
Tell your friend, 'No thanks, I don't drink' and suggest that you and your friend go and do something else	49.5	36.4	28.6	24.3	36.9	
Just say, 'No thanks' and walk away	28.1	29.5	29.8	30.5	29.3	
Make up a good excuse, tell your friend you had something else to do, and leave	17.7	13.6	10.2	6.8	13.1	
N of Valid	1528	1469	1173	696	4866	
N of Miss	41	49	23	16	129	

Table 109: It's 8:00 on a weeknight and you are about to go over to a friend's home when your mother asks you where you are going. You say 'Oh, just going to go hang out with some friends.' She says, 'No, you'll just get into trouble if you go out. Stay home tonight.' What would you do now?





Response	6	8	10	12	Total	
Leave the house anyway	4.4	6.8	7.0	8.1	6.3	
Explain what you are going to do with your friends, tell her when you will get home, and ask if you can go out	56.4	67.7	71.7	72.6	65.8	
Not say anything and start watching TV	33.6	17.9	12.7	12.2	20.8	
Get into an argument with her	5.6	7.6	8.5	7.1	7.1	
N of Valid	1516	1450	1161	689	4816	
N of Miss	51	57	24	19	151	

Table 110: How often do you attend religious services or activities?





Response	6	8	10	12	Total	
Never	14.6	9.5	10.7	13.4	11.9	
Rarely	23.9	23.2	20.2	27.6	23.3	
1-2 Times a Month	11.7	13.8	13.7	12.1	12.9	
About Once a Week or More	49.7	53.5	55.4	46.9	51.8	
N of Valid	1509	1466	1171	702	4848	
N of Miss	67	55	26	10	158	

Table 111: I do the opposite of what people tell me, just to get them mad.





Response	6	8	10	12	Total	
Very False	53.1	38.3	34.2	40.8	42.3	
Somewhat False	24.6	32.0	30.8	29.7	29.1	
Somewhat True	18.9	26.2	30.6	25.2	24.8	
Very True	3.4	3.6	4.5	4.3	3.8	
N of Valid	1514	1460	1168	698	4840	
N of Miss	58	59	29	13	159	

Table 112: I like to see how much I can get away with.





Response	6	8	10	12	Total	
Very False	60.1	44.3	34.4	42.1	46.6	
Somewhat False	22.7	25.3	27.9	24.2	25.0	
Somewhat True	13.0	22.8	28.5	24.6	21.4	
Very True	4.2	7.6	9.1	9.0	7.1	
N of Valid	1517	1463	1170	698	4848	
N of Miss	58	57	27	14	156	

Table 113: I ignore rules that get in my way.





Response	6	8	10	12	Total	
Very False	68.2	53.0	42.1	46.9	54.3	
Somewhat False	17.5	23.9	30.2	27.8	24.0	
Somewhat True	10.3	16.8	21.5	19.5	16.3	
Very True	4.0	6.2	6.2	5.7	5.4	
N of Valid	1518	1463	1170	697	4848	
N of Miss	57	58	27	14	156	

Table 114: I think sometimes it's okay to cheat at school.


Response	6	8	10	12	Total	
NO!	68.7	36.7	19.1	20.2	40.1	
no	22.4	36.3	38.8	32.9	32.0	
yes	7.9	23.1	35.5	37.6	23.4	
YES!	1.0	4.0	6.7	9.3	4.4	
N of Valid	1527	1462	1170	699	4858	
N of Miss	47	57	27	13	144	

Table 115: It is important to think before you act.


Response	6	8	10	12	Total	
NO!	2.0	1.4	2.1	1.4	1.8	
no	4.0	6.3	3.9	2.3	4.4	
yes	25.3	38.8	43.1	34.0	34.9	
YES!	68.6	53.5	50.8	62.3	58.9	
N of Valid	1521	1457	1167	698	4843	
N of Miss	54	61	30	13	158	

Table 116: Sometimes I think that life is not worth it.


Response	6	8	10	12	Total	
NO!	57.9	47.5	47.7	49.4	51.1	
no	19.6	23.7	24.2	25.4	22.8	
yes	16.6	20.4	20.8	18.6	19.1	
YES!	5.9	8.3	7.3	6.6	7.1	
N of Valid	1496	1445	1162	698	4801	
N of Miss	76	71	34	14	195	

Table 117: At times I think I am no good at all.





Response	6	8	10	12	Total	
NO!	33.8	31.2	30.0	35.7	32.4	
no	26.2	29.3	29.0	29.1	28.2	
yes	29.9	27.5	30.6	26.5	28.9	
YES!	10.1	12.0	10.4	8.8	10.6	
N of Valid	1512	1452	1162	695	4821	
N of Miss	64	68	34	17	183	

Table 118: All in all, I am inclined to think that I am a failure.





Response	6	8	10	12	Total	
NO!	53.3	46.9	46.3	50.2	49.2	
no	27.8	32.3	34.8	32.1	31.5	
yes	13.2	14.6	13.9	12.9	13.8	
YES!	5.7	6.2	5.0	4.7	5.5	
N of Valid	1492	1445	1160	695	4792	
N of Miss	84	75	37	17	213	

Table 119: In the past year, have you felt depressed or sad MOST days, even if you felt okay sometimes?





Response	6	8	10	12	Total	
NO!	29.4	31.3	28.6	31.1	30.0	
no	24.0	24.6	29.7	28.8	26.2	
yes	32.0	28.1	27.3	28.1	29.1	
YES!	14.6	16.1	14.4	12.1	14.6	
N of Valid	1503	1454	1163	695	4815	
N of Miss	69	67	34	17	187	

Table 120: It is all right to beat up people if they start the fight.





Response	6	8	10	12	Total	
NO!	46.9	28.6	24.1	26.7	32.9	
no	21.8	21.4	24.9	22.2	22.5	
yes	18.0	27.2	25.7	25.7	23.7	
YES!	13.2	22.8	25.3	25.4	20.8	
N of Valid	1506	1453	1164	697	4820	
N of Miss	65	67	32	14	178	

Table 121: I think it is okay to take something without asking if you can get away with it.





Response	6	8	10	12	Total	
NO!	76.3	60.1	51.7	59.9	63.1	
no	19.0	31.7	38.5	30.9	29.3	
yes	3.1	6.2	7.1	6.6	5.5	
YES!	1.6	1.9	2.8	2.6	2.1	
N of Valid	1505	1443	1159	695	4802	
N of Miss	71	76	38	16	201	

Table 122: Sometimes we don't know what we will do as adults, but we may have an idea. Please answer how true these statements may be for you. WHEN I AM AN ADULT I WILL: smoke cigarettes.





Response	6	8	10	12	Total	
NO!	82.8	72.2	71.7	69.9	75.1	
no	13.7	20.1	19.9	18.7	17.9	
yes	2.9	5.8	6.1	7.8	5.2	
YES!	0.6	1.9	2.3	3.6	1.8	
N of Valid	1507	1454	1162	694	4817	
N of Miss	69	66	34	18	187	

Table 123: Sometimes we don't know what we will do as adults, but we may have an idea. Please answer how true these statements may be for you. WHEN I AM AN ADULT I WILL: drink beer, wine, or liquor.



Response	6	8	10	12	Total	
NO!	62.1	42.3	28.7	27.1	43.0	
no	18.2	19.2	18.1	19.0	18.6	
yes	16.8	31.5	40.3	38.4	30.0	
YES!	2.9	7.0	12.8	15.4	8.3	
N of Valid	1504	1453	1163	693	4813	
N of Miss	72	67	34	18	191	

Table 124: Sometimes we don't know what we will do as adults, but we may have an idea. Please answer how true these statements may be for you. WHEN I AM AN ADULT I WILL: smoke marijuana.



Response	6	8	10	12	Total	
NO!	91.7	78.0	68.9	68.0	78.6	
no	7.0	13.9	19.3	15.2	13.2	
yes	1.1	6.1	7.9	11.3	5.7	
YES!	0.3	2.0	4.0	5.6	2.5	
N of Valid	1498	1448	1163	693	4802	
N of Miss	78	72	33	19	202	

Table 125: Sometimes we don't know what we will do as adults, but we may have an idea. Please answer how true these statements may be for you. WHEN I AM AN ADULT I WILL: use LSD, cocaine, amphetamines or another illegal drug.



Response	6	8	10	12	Total	
NO!	94.7	90.0	89.1	90.2	91.3	
no	5.2	9.1	9.2	7.7	7.7	
yes	0.1	0.7	0.8	1.7	0.7	
YES!	0.1	0.2	0.9	0.4	0.4	
N of Valid	1501	1453	1162	692	4808	
N of Miss	74	67	35	20	196	

Table 126: How much do you think people risk harming themselves (physically or in other ways) if they: smoked one or more packs of cigarettes per day?


Response	6	8	10	12	Total	
No risk	10.8	6.7	4.9	3.9	7.1	
Slight risk	8.1	7.1	7.5	5.2	7.2	
Moderate risk	15.0	21.1	18.8	20.8	18.6	
Great risk	66.0	65.1	68.8	70.1	67.0	
N of Valid	1490	1441	1154	693	4778	
N of Miss	83	80	43	19	225	

Table 127: How much do you think people risk harming themselves (physically or in other ways) if they: try marijuana once or twice?


Response	6	8	10	12	Total	
No risk	14.2	16.8	23.5	29.4	19.4	
Slight risk	21.6	22.4	29.3	30.1	24.9	
Moderate risk	26.2	24.6	21.2	16.5	23.1	
Great risk	38.0	36.2	26.1	24.0	32.5	
N of Valid	1482	1432	1151	691	4756	
N of Miss	93	89	44	21	247	

Table 128: How much do you think people risk harming themselves (physically or in other ways) if they: smoke marijuana regularly?


Response	6	8	10	12	Total	
No risk	12.4	10.2	11.0	14.5	11.7	
Slight risk	4.7	7.2	13.4	18.3	9.5	
Moderate risk	10.2	14.0	19.9	22.0	15.4	
Great risk	72.8	68.6	55.6	45.2	63.4	
N of Valid	1465	1411	1133	682	4691	
N of Miss	105	106	63	29	303	

Table 129: How much do you think people risk harming themselves (physically or in other ways) if they: take one or two drinks of an alcoholic beverage (beer, wine, liquor) nearly every day?


Response	6	8	10	12	Total	
No risk	14.3	12.6	12.1	10.6	12.7	
Slight risk	18.3	26.8	24.7	25.1	23.4	
Moderate risk	28.9	28.7	31.4	30.7	29.7	
Great risk	38.5	32.0	31.8	33.6	34.2	
N of Valid	1479	1431	1152	690	4752	
N of Miss	92	90	44	22	248	

Table 130: How much do you think people risk harming themselves (physically or in other ways) if they: have five or more drinks once or twice each weekend?

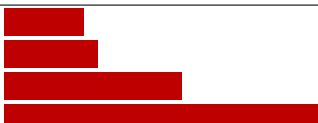
Response	6	8	10	12	Total	
No risk	13.0	10.2	8.9	8.2	10.5	
Slight risk	8.9	13.1	14.6	16.9	12.7	
Moderate risk	23.4	25.2	31.1	29.3	26.7	
Great risk	54.8	51.5	45.4	45.6	50.2	
N of Valid	1480	1428	1152	693	4753	
N of Miss	94	92	44	19	249	

Table 131: Have you ever used smokeless tobacco (chew, snuff, plug, dipping tobacco, or chewing tobacco)?


Response	6	8	10	12	Total	
Never	92.3	85.8	79.4	75.4	84.8	
Once or Twice	5.7	8.1	9.6	10.2	8.0	
Once in a while but not regularly	1.1	3.1	3.5	4.8	2.8	
Regularly in the past	0.7	1.6	3.1	3.6	2.0	
Regularly now	0.1	1.4	4.4	6.1	2.4	
N of Valid	1487	1437	1151	694	4769	
N of Miss	89	84	46	18	237	

Table 132: How often have you taken smokeless tobacco during the past 30 days?

Response	6	8	10	12	Total	
Not at all	98.3	95.0	91.2	88.9	94.2	
Once or twice	1.3	2.6	3.0	3.2	2.4	
Once or twice per week	0.1	0.6	1.3	1.2	0.7	
Three to five times per week	0.0	0.4	0.4	1.2	0.4	
About once a day	0.1	0.6	0.9	0.9	0.5	
More than once a day	0.1	0.8	3.2	4.8	1.8	
N of Valid	1483	1433	1153	694	4763	
N of Miss	92	88	44	18	242	

Table 133: Have you ever smoked cigarettes?

Response	6	8	10	12	Total	
Never	89.9	76.7	68.6	58.2	76.2	
Once or Twice	7.4	13.3	14.9	19.7	12.8	
Once in a while but not regularly	1.3	5.2	9.1	9.5	5.5	
Regularly in the past	1.1	2.9	3.6	3.8	2.6	
Regularly now	0.3	1.8	3.8	8.8	2.9	
N of Valid	1486	1432	1150	692	4760	
N of Miss	90	88	46	20	244	

Table 134: How frequently have you smoked cigarettes during the past 30 days?

Response	6	8	10	12	Total	
Not at all	98.1	92.6	88.4	82.0	91.8	
Less than one cigarette per day	1.2	4.6	6.5	6.6	4.3	
One to five cigarettes per day	0.5	2.1	2.5	6.8	2.4	
About one-half pack per day	0.1	0.5	1.0	3.2	0.9	
About one pack per day	0.1	0.1	0.6	1.2	0.4	
About one and one-half packs per day	0.0	0.1	0.4	0.1	0.1	
Two packs or more per day	0.0	0.0	0.4	0.1	0.1	
N of Valid	1486	1429	1148	694	4757	
N of Miss	89	91	49	18	247	

Table 135: Which statement best describes rules about smoking inside your home?






Response	6	8	10	12	Total	
Smoking is not allowed anywhere inside your home	66.4	65.5	69.4	68.5	67.2	
Smoking is allowed in some places and at some times	9.1	8.6	5.9	7.2	7.9	
Smoking is allowed anywhere inside the home	3.3	4.4	5.3	5.5	4.4	
There are no rules about smoking inside the home	4.1	7.9	8.3	8.2	6.9	
I don't know	17.1	13.6	11.1	10.5	13.6	
N of Valid	1473	1424	1148	692	4737	
N of Miss	101	95	49	19	264	

Table 136: Which statement best describes rules about smoking in your family cars?







Response	6	8	10	12	Total	
Smoking is never allowed in any car	62.7	56.7	57.0	55.7	58.5	
Smoking is allowed sometimes or in some cars	14.3	14.6	13.2	14.6	14.2	
Smoking is allowed in any car anytime	3.7	5.3	7.4	6.7	5.5	
There are no rules about smoking in the car	4.3	9.6	10.7	10.4	8.3	
We do not have a family car	0.7	1.1	0.5	2.2	1.0	
I don't know	14.3	12.7	11.2	10.4	12.5	
N of Valid	1474	1422	1143	691	4730	
N of Miss	98	96	52	20	266	

Table 137: During this school year, were you taught in any of your classes about the dangers of tobacco use?


Response	6	8	10	12	Total	
Strongly agree	51.1	31.7	21.6	16.9	33.1	
Agree	24.9	35.1	35.3	30.6	31.3	
Disagree	4.6	9.7	14.8	15.0	10.2	
Strongly disagree	6.2	8.5	11.7	21.4	10.4	
I don't know	13.2	15.0	16.6	16.1	15.0	
N of Valid	1443	1402	1132	682	4659	
N of Miss	131	117	63	30	341	

Table 138: During the past 12 months, have you participated in any community activities to discourage people your age from using cigarettes, chewing tobacco, snuff, dip or cigars?


Response	6	8	10	12	Total	
Strongly agree	24.2	15.1	13.3	13.2	17.1	
Agree	19.5	22.3	19.4	16.8	19.9	
Disagree	15.1	17.9	24.9	24.1	19.7	
Strongly disagree	16.9	23.2	22.9	29.4	22.1	
I don't know	24.4	21.5	19.4	16.5	21.1	
N of Valid	1424	1401	1133	684	4642	
N of Miss	148	119	64	28	359	

Table 139: On how many occasions have you had alcoholic beverages (beer, wine or hard liquor) to drink in your lifetime - more than just a few sips?


Response	6	8	10	12	Total	
0	85.2	64.0	46.4	36.7	62.4	
1-2	9.9	15.9	15.7	14.4	13.8	
3-5	2.6	7.7	10.2	10.9	7.2	
6-9	0.9	5.1	7.2	8.3	4.8	
10-19	0.9	3.3	7.3	9.3	4.4	
20-39	0.2	1.8	5.8	6.7	3.0	
40+	0.2	2.3	7.3	13.8	4.5	
N of Valid	1483	1432	1143	689	4747	
N of Miss	93	87	52	23	255	

Table 140: On how many occasions have you had beer, wine or hard liquor to drink during the past 30 days?


Response	6	8	10	12	Total	
0	97.1	87.0	77.4	68.1	85.1	
1-2	1.9	8.0	11.3	14.5	7.8	
3-5	0.7	2.9	5.6	6.7	3.4	
6-9	0.1	1.6	3.1	4.2	1.9	
10-19	0.1	0.3	1.2	3.6	0.9	
20-39	0.0	0.1	0.5	1.3	0.4	
40+	0.1	0.1	0.9	1.6	0.5	
N of Valid	1482	1433	1141	689	4745	
N of Miss	94	88	54	23	259	

Table 141: On how many occasions have you used marijuana (grass, pot) or hashish (hash, hash oil) in your lifetime?


Response	6	8	10	12	Total	
0	97.8	89.0	80.2	65.5	86.2	
1-2	1.3	4.2	5.6	7.9	4.2	
3-5	0.1	2.2	3.6	5.1	2.3	
6-9	0.3	1.0	2.0	4.7	1.5	
10-19	0.1	0.9	2.4	3.7	1.4	
20-39	0.1	0.8	1.6	3.4	1.2	
40+	0.3	1.9	4.6	9.8	3.2	
N of Valid	1479	1426	1142	684	4731	
N of Miss	96	93	53	26	268	

Table 142: On how many occasions have you used marijuana (grass, pot) or hashish (hash, hash oil) during the past 30 days?


Response	6	8	10	12	Total	
0	99.1	95.3	91.7	85.3	94.2	
1-2	0.2	2.0	3.3	4.4	2.1	
3-5	0.2	0.8	1.8	3.1	1.2	
6-9	0.1	0.6	1.2	1.5	0.7	
10-19	0.1	0.5	0.8	0.7	0.5	
20-39	0.1	0.3	0.3	0.9	0.3	
40+	0.1	0.6	0.8	4.2	1.0	
N of Valid	1482	1433	1143	688	4746	
N of Miss	94	86	53	23	256	

Table 143: On how many occasions have you used LSD or other psychedelics in your lifetime?


Response	6	8	10	12	Total	
0	99.8	98.9	98.3	98.3	98.9	
1-2	0.1	0.9	0.6	1.2	0.6	
3-5	0.1	0.1	0.3	0.4	0.2	
6-9	0.0	0.1	0.3	0.0	0.1	
10-19	0.0	0.0	0.2	0.0	0.0	
20-39	0.0	0.1	0.0	0.0	0.0	
40+	0.1	0.0	0.2	0.1	0.1	
N of Valid	1473	1434	1146	688	4741	
N of Miss	103	86	51	24	264	

Table 144: On how many occasions have you used LSD or other psychedelics during the past 30 days?


Response	6	8	10	12	Total	
0	99.9	99.7	99.4	99.6	99.7	
1-2	0.0	0.2	0.3	0.3	0.2	
3-5	0.0	0.0	0.0	0.0	0.0	
6-9	0.0	0.0	0.1	0.1	0.0	
10-19	0.0	0.1	0.1	0.0	0.0	
20-39	0.0	0.0	0.0	0.0	0.0	
40+	0.1	0.0	0.1	0.0	0.0	
N of Valid	1477	1432	1146	686	4741	
N of Miss	99	89	51	25	264	

Table 145: On how many occasions have you used cocaine or crack in your lifetime?


Response	6	8	10	12	Total	
0	99.4	98.5	97.3	97.1	98.3	
1-2	0.5	0.8	1.3	1.7	0.9	
3-5	0.0	0.3	0.4	0.4	0.3	
6-9	0.0	0.1	0.3	0.3	0.1	
10-19	0.0	0.1	0.1	0.0	0.1	
20-39	0.1	0.1	0.2	0.0	0.1	
40+	0.1	0.1	0.4	0.4	0.2	
N of Valid	1481	1435	1142	688	4746	
N of Miss	95	86	54	24	259	

Table 146: On how many occasions have you used cocaine or crack during the past 30 days?




Response	6	8	10	12	Total	
0	100.0	99.7	99.3	99.7	99.7	
1-2	0.0	0.1	0.3	0.3	0.1	
3-5	0.0	0.1	0.1	0.0	0.0	
6-9	0.0	0.0	0.0	0.0	0.0	
10-19	0.0	0.1	0.1	0.0	0.0	
20-39	0.0	0.0	0.0	0.0	0.0	
40+	0.0	0.0	0.3	0.0	0.1	
N of Valid	1480	1432	1142	686	4740	
N of Miss	96	89	54	26	265	

Table 147: On how many occasions have you sniffed glue, breathed the contents of an aerosol spray can, or inhaled other gases or sprays, in order to get high in your lifetime?








Response	6	8	10	12	Total	
0	91.9	87.1	86.8	91.4	89.1	
1-2	5.2	7.2	7.1	4.5	6.2	
3-5	1.4	1.9	1.8	1.5	1.6	
6-9	0.9	1.6	1.6	1.5	1.4	
10-19	0.2	1.2	1.0	0.9	0.8	
20-39	0.2	0.5	0.9	0.1	0.4	
40+	0.3	0.6	0.8	0.1	0.5	
N of Valid	1478	1430	1143	687	4738	
N of Miss	98	91	53	24	266	

Table 148: On how many occasions have you sniffed glue, breathed the contents of an aerosol spray can, or inhaled other gases or sprays, in order to get high during the past 30 days?







Response	6	8	10	12	Total	
0	96.9	94.5	96.2	98.4	96.2	
1-2	2.2	3.6	1.7	1.0	2.3	
3-5	0.5	1.0	0.8	0.4	0.7	
6-9	0.3	0.6	0.8	0.0	0.4	
10-19	0.2	0.2	0.3	0.1	0.2	
20-39	0.0	0.2	0.0	0.0	0.1	
40+	0.0	0.0	0.2	0.0	0.0	
N of Valid	1478	1431	1143	688	4740	
N of Miss	98	90	53	24	265	

Table 149: On how many occasions have you used phenoxydine (pox, px, breeze) in your lifetime?


Response	6	8	10	12	Total	
0	100.0	100.0	100.0	100.0	100.0	
1-2	0.0	0.0	0.0	0.0	0.0	
3-5	0.0	0.0	0.0	0.0	0.0	
6-9	0.0	0.0	0.0	0.0	0.0	
10-19	0.0	0.0	0.0	0.0	0.0	
20-39	0.0	0.0	0.0	0.0	0.0	
40+	0.0	0.0	0.0	0.0	0.0	
N of Valid	1467	1429	1143	689	4728	
N of Miss	109	92	53	23	277	

Table 150: On how many occasions have you used phenoxydine (pox, px, breeze) during the past 30 days?


Response	6	8	10	12	Total	
0	100.0	100.0	100.0	100.0	100.0	
1-2	0.0	0.0	0.0	0.0	0.0	
3-5	0.0	0.0	0.0	0.0	0.0	
6-9	0.0	0.0	0.0	0.0	0.0	
10-19	0.0	0.0	0.0	0.0	0.0	
20-39	0.0	0.0	0.0	0.0	0.0	
40+	0.0	0.0	0.0	0.0	0.0	
N of Valid	1465	1430	1140	689	4724	
N of Miss	111	90	56	23	280	

Table 151: On how many occasions have you used sedatives (tranquilizers, such as Valium or Xanax, barbiturates, or sleeping pills) without a doctor telling you to take them, in your lifetime?








Response	6	8	10	12	Total	
0	95.6	90.3	85.6	85.2	90.0	
1-2	2.6	4.4	5.2	3.2	3.9	
3-5	0.8	2.2	3.4	4.1	2.3	
6-9	0.3	1.1	1.6	2.5	1.2	
10-19	0.2	0.6	1.1	1.7	0.8	
20-39	0.1	0.7	0.4	1.3	0.5	
40+	0.3	0.7	2.7	2.0	1.2	
N of Valid	1472	1427	1143	689	4731	
N of Miss	104	94	53	23	274	

Table 152: On how many occasions have you used sedatives (tranquilizers, such as Valium or Xanax, barbiturates, or sleeping pills) without a doctor telling you to take them, during the past 30 days?








Response	6	8	10	12	Total	
0	97.7	95.4	92.3	94.0	95.2	
1-2	1.4	2.7	4.2	3.1	2.7	
3-5	0.5	1.0	1.4	0.4	0.8	
6-9	0.1	0.4	0.8	1.0	0.5	
10-19	0.1	0.3	0.7	1.0	0.4	
20-39	0.1	0.1	0.3	0.4	0.2	
40+	0.1	0.1	0.3	0.0	0.1	
N of Valid	1466	1430	1143	688	4727	
N of Miss	110	91	53	24	278	

Table 153: On how many occasions have you used methamphetamines (meth, speed, crank, crystal meth) in your lifetime?






Response	6	8	10	12	Total	
0	99.7	98.7	98.5	98.5	98.9	
1-2	0.3	0.8	1.0	0.4	0.6	
3-5	0.0	0.1	0.1	0.3	0.1	
6-9	0.1	0.3	0.1	0.0	0.1	
10-19	0.0	0.0	0.1	0.0	0.0	
20-39	0.0	0.0	0.0	0.1	0.0	
40+	0.0	0.1	0.3	0.6	0.2	
N of Valid	1469	1426	1141	686	4722	
N of Miss	107	95	54	26	282	

Table 154: On how many occasions have you used methamphetamines (meth, speed, crank, crystal meth) in the past 30 days?


Response	6	8	10	12	Total	
0	99.9	99.4	99.8	99.6	99.7	
1-2	0.1	0.4	0.1	0.0	0.2	
3-5	0.0	0.1	0.1	0.1	0.1	
6-9	0.0	0.0	0.0	0.0	0.0	
10-19	0.0	0.0	0.0	0.1	0.0	
20-39	0.0	0.1	0.0	0.1	0.0	
40+	0.0	0.0	0.0	0.0	0.0	
N of Valid	1466	1426	1141	686	4719	
N of Miss	110	95	54	26	285	

Table 155: On how many occasions have you used stimulants, other than Methamphetamines (such as amphetamines, Ritalin or Dexedrine) without a doctor telling you to take them, in your lifetime?


Response	6	8	10	12	Total	
0	99.7	98.9	96.5	95.3	98.0	
1-2	0.2	0.5	1.1	1.9	0.7	
3-5	0.1	0.1	0.9	0.7	0.4	
6-9	0.0	0.1	0.4	0.4	0.2	
10-19	0.0	0.1	0.7	0.4	0.3	
20-39	0.0	0.0	0.1	0.3	0.1	
40+	0.0	0.3	0.4	0.9	0.3	
N of Valid	1465	1426	1142	686	4719	
N of Miss	111	95	54	26	286	

Table 156: On how many occasions have you used stimulants, other than Methamphetamines (such as amphetamines, Ritalin or Dexedrine) without a doctor telling you to take them, during the past 30 days?






Response	6	8	10	12	Total	
0	99.9	99.4	98.6	97.8	99.1	
1-2	0.0	0.4	0.6	1.3	0.4	
3-5	0.1	0.1	0.4	0.1	0.2	
6-9	0.0	0.0	0.2	0.3	0.1	
10-19	0.0	0.0	0.0	0.0	0.0	
20-39	0.0	0.1	0.1	0.4	0.1	
40+	0.0	0.1	0.1	0.0	0.0	
N of Valid	1467	1426	1142	687	4722	
N of Miss	109	95	54	25	283	

Table 157: On how many occasions have you used heroin or other opiates in your lifetime?






Response	6	8	10	12	Total	
0	99.7	99.0	98.5	99.1	99.1	
1-2	0.2	0.7	0.7	0.1	0.5	
3-5	0.1	0.1	0.4	0.1	0.2	
6-9	0.0	0.1	0.2	0.3	0.1	
10-19	0.0	0.1	0.0	0.0	0.0	
20-39	0.0	0.0	0.0	0.0	0.0	
40+	0.0	0.0	0.3	0.3	0.1	
N of Valid	1467	1427	1142	687	4723	
N of Miss	109	94	54	25	282	

Table 158: On how many occasions have you used heroin or other opiates during the past 30 days?


Response	6	8	10	12	Total	
0	99.9	99.7	99.6	99.6	99.7	
1-2	0.1	0.2	0.4	0.0	0.2	
3-5	0.0	0.1	0.0	0.0	0.0	
6-9	0.0	0.0	0.0	0.1	0.0	
10-19	0.0	0.0	0.0	0.0	0.0	
20-39	0.0	0.0	0.0	0.0	0.0	
40+	0.0	0.0	0.1	0.3	0.1	
N of Valid	1465	1428	1142	685	4720	
N of Miss	111	93	54	27	285	

Table 159: On how many occasions have you used MDMA ('X', 'E', or ecstasy) in your lifetime?


Response	6	8	10	12	Total	
0	99.7	99.0	97.5	95.9	98.4	
1-2	0.2	0.8	1.2	2.5	1.0	
3-5	0.0	0.1	0.2	1.2	0.3	
6-9	0.0	0.0	0.4	0.0	0.1	
10-19	0.1	0.0	0.3	0.1	0.1	
20-39	0.0	0.0	0.2	0.0	0.0	
40+	0.0	0.1	0.4	0.3	0.1	
N of Valid	1457	1425	1142	686	4710	
N of Miss	119	96	54	26	295	

Table 160: On how many occasions have you used MDMA ('X', 'E', or ecstasy) during the past 30 days?


Response	6	8	10	12	Total	
0	99.9	99.5	98.9	99.3	99.4	
1-2	0.0	0.2	0.4	0.3	0.2	
3-5	0.1	0.2	0.4	0.1	0.2	
6-9	0.0	0.0	0.1	0.0	0.0	
10-19	0.0	0.0	0.1	0.0	0.0	
20-39	0.1	0.0	0.0	0.1	0.0	
40+	0.0	0.1	0.0	0.1	0.0	
N of Valid	1454	1422	1141	683	4700	
N of Miss	122	97	55	28	302	

Table 161: On how many occasions have you taken prescription drugs (such as Valium, Xanax, Ritalin, Adderall, OxyContin, Darvocet, or sleeping pills) on your own-that is, without a doctor telling you to take them in your lifetime?








Response	6	8	10	12	Total	
0	96.5	89.9	85.8	80.8	89.6	
1-2	1.9	5.3	6.0	6.7	4.6	
3-5	0.6	2.0	2.7	5.0	2.2	
6-9	0.5	0.8	1.2	1.5	0.9	
10-19	0.3	1.0	1.7	2.6	1.2	
20-39	0.1	0.4	0.5	0.7	0.4	
40+	0.1	0.7	2.0	2.8	1.1	
N of Valid	1458	1425	1141	686	4710	
N of Miss	117	94	55	26	292	

Table 162: On how many occasions have you taken prescription drugs (such as Valium, Xanax, Ritalin, Adderall, OxyContin, Darvocet, or sleeping pills) on your own-that is, without a doctor telling you to take them during the past 30 days?








Response	6	8	10	12	Total	
0	98.4	95.6	93.4	93.2	95.6	
1-2	0.8	2.6	3.2	3.6	2.3	
3-5	0.5	0.7	1.5	1.5	1.0	
6-9	0.0	0.6	1.1	0.6	0.5	
10-19	0.0	0.2	0.5	0.4	0.3	
20-39	0.1	0.1	0.0	0.6	0.1	
40+	0.1	0.1	0.4	0.1	0.2	
N of Valid	1463	1425	1141	687	4716	
N of Miss	113	95	56	25	289	

Table 163: On how many occasions have you taken non-prescription medicines such as diet pills (for example, Dietac, Dexatrim or Prolamine), stay-awake pills (for example No-Doz, Vivarin, or Wake), or cough or cold medicines (robos, DXM, etc.) to get high in your lifetime?








Response	6	8	10	12	Total	
0	97.9	95.5	92.7	92.3	95.1	
1-2	1.0	2.1	2.3	3.1	1.9	
3-5	0.4	0.8	1.4	1.2	0.9	
6-9	0.1	0.6	1.2	0.7	0.6	
10-19	0.1	0.4	0.8	0.9	0.5	
20-39	0.0	0.4	0.3	0.3	0.2	
40+	0.5	0.2	1.3	1.6	0.8	
N of Valid	1461	1422	1140	687	4710	
N of Miss	115	98	57	25	295	

Table 164: On how many occasions have you taken non-prescription medicines such as diet pills (for example, Dietac, Dexatrim or Prolamine), stay-awake pills (for example No-Doz, Vivarin, or Wake), or cough or cold medicines (robos, DXM, etc.) to get high during the past 30 days?








Response	6	8	10	12	Total	
0	99.0	97.7	96.0	96.8	97.6	
1-2	0.5	1.4	2.0	1.5	1.3	
3-5	0.2	0.6	1.0	0.4	0.6	
6-9	0.0	0.1	0.2	0.6	0.1	
10-19	0.1	0.1	0.3	0.4	0.2	
20-39	0.1	0.1	0.2	0.0	0.1	
40+	0.1	0.0	0.3	0.3	0.2	
N of Valid	1459	1421	1143	686	4709	
N of Miss	117	99	54	26	296	

Table 165: On how many occasions have you been drunk or very high from drinking alcoholic beverages during the past 30 days?








Response	6	8	10	12	Total	
0	98.3	92.8	85.6	80.6	91.0	
1-2	1.3	4.3	7.0	9.1	4.7	
3-5	0.3	1.3	3.7	3.9	2.0	
6-9	0.0	0.6	1.7	3.4	1.1	
10-19	0.1	0.5	0.5	0.9	0.4	
20-39	0.0	0.1	0.4	1.0	0.3	
40+	0.0	0.4	1.1	1.2	0.5	
N of Valid	1461	1420	1138	685	4704	
N of Miss	115	100	57	27	299	

Table 166: On how many occasions have you drunk flavored alcoholic beverages, sometimes called 'alcopops' (like Mike's Hard Lemonade, Smirnoff Ice, Bacardi Breezers, etc.) in your lifetime?








Response	6	8	10	12	Total	
0	92.9	76.8	61.8	53.4	74.8	
1-2	4.7	10.8	14.4	9.5	9.6	
3-5	1.5	4.7	9.1	10.0	5.5	
6-9	0.4	3.1	4.8	7.6	3.3	
10-19	0.1	1.9	3.6	8.4	2.7	
20-39	0.1	1.1	2.6	4.4	1.7	
40+	0.3	1.5	3.7	6.7	2.4	
N of Valid	1462	1420	1143	682	4707	
N of Miss	114	100	54	26	294	

Table 167: On how many occasions have you drunk flavored alcoholic beverages, sometimes called 'alcopops' (like Mike's Hard Lemonade, Smirnoff Ice, Bacardi Breezers, etc.) during the past 30 days?


Response	6	8	10	12	Total	
0	97.5	90.6	85.6	79.2	89.9	
1-2	1.7	5.7	7.6	11.5	5.8	
3-5	0.5	2.3	3.0	4.2	2.2	
6-9	0.1	0.8	1.9	2.2	1.0	
10-19	0.0	0.5	0.8	1.8	0.6	
20-39	0.1	0.0	0.2	0.1	0.1	
40+	0.1	0.2	0.9	0.9	0.4	
N of Valid	1467	1421	1142	684	4714	
N of Miss	108	99	55	28	290	

Table 168: Think back over the last two weeks. How many times have you had five or more alcoholic drinks in a row?


Response	6	8	10	12	Total	
None	97.4	92.4	87.3	79.7	90.9	
Once	1.3	3.6	4.7	5.0	3.4	
Twice	0.5	2.2	2.7	6.0	2.4	
3-5 times	0.5	0.9	2.6	5.8	1.9	
6-9 times	0.2	0.4	1.2	1.3	0.7	
10 or more times	0.1	0.4	1.4	2.2	0.8	
N of Valid	1446	1405	1134	684	4669	
N of Miss	129	115	63	28	335	

Table 169: During the past 30 days, how many times did you ride in a car or other vehicle driven by someone who had been drinking alcohol?


Response	6	8	10	12	Total	
0 times	85.2	81.8	80.5	81.7	82.5	
1 time	6.8	7.4	8.9	8.9	7.8	
2 or 3 times	4.7	5.9	6.8	6.1	5.8	
4 or 5 times	1.1	1.8	1.6	1.6	1.5	
6 or more times	2.2	3.1	2.1	1.6	2.4	
N of Valid	1437	1400	1131	684	4652	
N of Miss	139	120	66	28	353	

Table 170: During the past 30 days, how many times did you drive a car or other vehicle when you had been drinking alcohol?







Response	6	8	10	12	Total	
I did not drive a car in the past 30 days	48.1	51.7	38.6	18.2	42.4	
0 times	50.5	45.6	57.2	73.5	54.1	
1 time	0.7	1.5	1.5	4.0	1.6	
2 or 3 times	0.2	0.6	1.6	2.1	0.9	
4 or 5 times	0.3	0.2	0.6	1.0	0.5	
6 or more times	0.1	0.4	0.5	1.2	0.5	
N of Valid	1375	1363	1118	676	4532	
N of Miss	146	122	68	29	365	

Table 171: If you drank alcohol (not just a sip or taste) in the past year, how did you usually get it?













Response	6	8	10	12	Total	
I did not drink alcohol in the past year	91.7	75.2	60.5	46.7	72.5	
I bought it myself with a fake ID	0.0	0.5	0.2	1.2	0.4	
I bought it myself without a fake ID	0.0	0.1	0.2	1.2	0.3	
I got it from someone I know age 21 or older	1.0	5.4	13.4	24.8	8.8	
I got it from someone I know under age 21	0.2	1.6	5.4	7.5	3.0	
I got it from my brother or sister	0.2	1.4	2.3	1.2	1.2	
I got it from home with my parents' permission	2.2	3.9	5.8	4.9	4.0	
I got it from home without my parents' permission	0.8	4.3	4.2	1.3	2.8	
I got it from another relative	0.9	1.5	1.6	1.8	1.4	
A stranger bought it for me	0.1	0.7	0.6	0.9	0.5	
I took it from a store or shop	0.1	0.1	0.1	0.0	0.1	
Other	2.7	5.3	5.7	8.5	5.1	
N of Valid	1401	1381	1108	670	4560	
N of Miss	168	132	70	33	403	

Table 172: If you drank alcohol (not just a sip or taste) in the past year, where did you usually drink it?











Response	6	8	10	12	Total	
I did not drink alcohol in the past year	92.8	76.3	61.5	48.3	73.7	
at my home	4.0	9.6	12.3	11.8	8.9	
at someone else's home	1.7	9.2	20.1	30.8	12.7	
at an open area like a park, beach, field, back road, woods, or a street corner	0.7	2.5	3.7	5.5	2.7	
at a sporting event or concert	0.2	0.2	0.3	0.3	0.2	
at a restaurant, bar, or a nightclub	0.2	0.6	0.4	1.2	0.5	
at an empty building or a construction site	0.1	0.4	0.1	0.2	0.2	
at a hotel/motel	0.0	0.6	0.3	0.6	0.3	
in a car	0.1	0.4	0.6	1.1	0.5	
at school	0.1	0.1	0.7	0.3	0.3	
N of Valid	1393	1373	1095	660	4521	
N of Miss	178	135	71	32	416	

Table 173: During the last month, about how many marijuana cigarettes, or the equivalent, did you smoke a day, on the average?








Response	6	8	10	12	Total	
None	98.2	92.3	90.7	83.5	92.5	
Less than 1 a day	0.8	3.9	3.8	6.3	3.3	
1 a day	0.5	0.9	1.2	2.2	1.1	
2-3 a day	0.3	1.6	1.5	2.7	1.3	
4-6 a day	0.1	0.6	1.0	2.9	0.9	
7-10 a day	0.0	0.2	0.4	1.2	0.3	
11 or more a day	0.1	0.4	1.2	1.2	0.6	
N of Valid	1429	1393	1123	679	4624	
N of Miss	147	128	74	33	382	

Table 174: How wrong would most adults (over 21) in your neighborhood think it is for kids your age: to use marijuana?

Response	6	8	10	12	Total	
Very wrong	90.1	79.8	70.7	61.9	78.1	
Wrong	5.9	13.1	16.8	19.0	12.6	
A little bit wrong	2.8	4.6	7.5	13.2	6.0	
Not wrong at all	1.3	2.5	5.1	5.9	3.2	
N of Valid	1410	1380	1108	674	4572	
N of Miss	165	141	89	38	433	

Table 175: How wrong would most adults (over 21) in your neighborhood think it is for kids your age: to drink alcohol?

Response	6	8	10	12	Total	
Very wrong	81.7	64.0	50.2	39.9	62.6	
Wrong	9.6	19.3	24.2	25.2	18.4	
A little bit wrong	6.5	11.8	17.0	25.1	13.4	
Not wrong at all	2.2	4.9	8.6	9.8	5.7	
N of Valid	1408	1376	1106	674	4564	
N of Miss	167	143	91	38	439	

Table 176: How wrong would most adults (over 21) in your neighborhood think it is for kids your age: to smoke cigarettes?

Response	6	8	10	12	Total	
Very wrong	82.7	68.0	57.4	43.0	66.3	
Wrong	8.6	16.4	22.7	24.9	16.8	
A little bit wrong	5.8	11.3	11.9	18.4	10.8	
Not wrong at all	3.0	4.3	8.0	13.8	6.2	
N of Valid	1408	1380	1106	675	4569	
N of Miss	168	139	91	37	435	

Table 177: How much do each of the following statements describe your neighborhood? crime and/or drug selling

Response	6	8	10	12	Total	
NO!	80.2	70.4	62.5	57.3	69.6	
no	12.6	19.0	23.7	26.8	19.3	
yes	5.2	7.3	10.0	11.7	8.0	
YES!	2.1	3.3	3.8	4.1	3.2	
N of Valid	1407	1379	1106	675	4567	
N of Miss	169	141	90	37	437	

Table 178: How much do each of the following statements describe your neighborhood? fights

Response	6	8	10	12	Total	
NO!	69.6	64.4	58.3	56.2	63.3	
no	13.8	20.6	26.0	26.9	20.8	
yes	11.9	11.3	11.4	13.3	11.8	
YES!	4.7	3.7	4.2	3.6	4.1	
N of Valid	1404	1379	1106	676	4565	
N of Miss	171	142	91	36	440	

Table 179: How much do each of the following statements describe your neighborhood? lots of empty or abandoned buildings

Response	6	8	10	12	Total	
NO!	74.6	67.2	63.3	61.8	67.7	
no	16.4	23.5	26.9	28.0	22.8	
yes	6.9	7.7	8.2	8.0	7.6	
YES!	2.1	1.6	1.6	2.2	1.8	
N of Valid	1405	1378	1105	675	4563	
N of Miss	169	142	92	36	439	

Table 180: How much do each of the following statements describe your neighborhood? lots of graffiti





Response	6	8	10	12	Total	
NO!	82.0	76.9	73.3	71.2	76.7	
no	13.6	19.1	23.4	23.4	19.1	
yes	2.6	2.7	2.2	3.9	2.7	
YES!	1.8	1.4	1.1	1.5	1.5	
N of Valid	1380	1380	1103	674	4537	
N of Miss	196	141	94	37	468	

Table 181: If I had to move, I would miss the neighborhood I now live in.





Response	6	8	10	12	Total	
NO!	12.5	13.5	13.7	12.9	13.1	
no	12.5	15.1	19.5	21.2	16.3	
yes	26.1	29.5	35.5	35.9	30.9	
YES!	48.9	41.9	31.3	30.0	39.7	
N of Valid	1379	1371	1103	674	4527	
N of Miss	194	148	93	38	473	

Table 182: My neighbors notice when I am doing a good job and let me know about it.





Response	6	8	10	12	Total	
NO!	34.6	34.5	35.2	39.3	35.4	
no	29.7	38.9	41.1	33.5	35.8	
yes	21.3	17.3	17.6	18.1	18.7	
YES!	14.4	9.3	6.2	9.1	10.1	
N of Valid	1373	1367	1098	674	4512	
N of Miss	198	153	98	38	487	

Table 183: I like my neighborhood.





Response	6	8	10	12	Total	
NO!	9.9	10.0	10.2	10.4	10.1	
no	8.2	11.4	14.0	15.2	11.6	
yes	34.0	41.0	49.4	45.3	41.5	
YES!	47.9	37.7	26.4	29.1	36.8	
N of Valid	1378	1365	1093	673	4509	
N of Miss	194	156	104	38	492	

Table 184: There are lots of adults in my neighborhood I could talk to about something important.





Response	6	8	10	12	Total	
NO!	23.9	26.3	26.6	29.9	26.2	
no	24.5	32.0	34.0	26.8	29.4	
yes	25.0	23.0	25.9	27.8	25.0	
YES!	26.6	18.8	13.5	15.5	19.4	
N of Valid	1377	1360	1097	672	4506	
N of Miss	198	158	100	40	496	

Table 185: I'd like to get out of my neighborhood.





Response	6	8	10	12	Total	
NO!	55.3	42.2	32.7	32.4	42.4	
no	27.0	34.9	41.3	39.0	34.7	
yes	9.8	14.9	17.1	18.2	14.3	
YES!	7.9	8.1	8.9	10.4	8.6	
N of Valid	1369	1360	1094	672	4495	
N of Miss	200	158	100	40	498	

Table 186: There are people in my neighborhood who are proud of me when I do something well.

Response	6	8	10	12	Total	
NO!	23.3	22.9	21.7	26.5	23.3	
no	22.7	29.7	31.4	28.3	27.8	
yes	28.6	31.5	34.8	31.3	31.4	
YES!	25.3	15.8	12.1	13.9	17.5	
N of Valid	1376	1357	1094	671	4498	
N of Miss	200	162	103	41	506	

Table 187: There are people in my neighborhood who encourage me to do my best.

Response	6	8	10	12	Total	
NO!	21.0	21.2	21.3	25.1	21.8	
no	20.6	26.1	30.9	28.9	26.0	
yes	28.3	32.8	34.1	30.5	31.4	
YES!	30.1	19.9	13.7	15.5	20.8	
N of Valid	1370	1357	1096	672	4495	
N of Miss	205	163	101	40	509	

Table 188: I feel safe in my neighborhood.

Response	6	8	10	12	Total	
NO!	10.0	7.8	9.1	6.6	8.6	
no	9.5	11.9	9.7	11.8	10.6	
yes	30.7	39.1	46.4	46.1	39.4	
YES!	49.7	41.2	34.8	35.6	41.4	
N of Valid	1367	1353	1092	671	4483	
N of Miss	207	163	102	40	512	

Table 189: Which of the following activities for people your age are available in your community? sports teams?



Response	6	8	10	12	Total	
No	15.1	13.7	14.0	12.4	14.0	
Yes	84.9	86.3	86.0	87.6	86.0	
N of Valid	1370	1355	1089	671	4485	
N of Miss	206	165	108	40	519	

Table 190: Which of the following activities for people your age are available in your community? scouting?



Response	6	8	10	12	Total	
No	41.1	49.2	47.7	48.4	46.2	
Yes	58.9	50.8	52.3	51.6	53.8	
N of Valid	1339	1335	1068	665	4407	
N of Miss	235	185	129	47	596	

Table 191: Which of the following activities for people your age are available in your community? boys and girls clubs?



Response	6	8	10	12	Total	
No	30.1	34.7	32.0	33.9	32.5	
Yes	69.9	65.3	68.0	66.1	67.5	
N of Valid	1353	1339	1080	666	4438	
N of Miss	222	182	117	46	567	

Table 192: Which of the following activities for people your age are available in your community? 4-H clubs?



Response	6	8	10	12	Total	
No	45.6	48.4	38.0	35.0	43.0	
Yes	54.4	51.6	62.0	65.0	57.0	
N of Valid	1282	1328	1063	666	4339	
N of Miss	293	192	134	46	665	

Table 193: Which of the following activities for people your age are available in your community? service clubs?



Response	6	8	10	12	Total	
No	48.4	45.8	38.9	35.1	43.2	
Yes	51.6	54.2	61.1	64.9	56.8	
N of Valid	1298	1324	1068	661	4351	
N of Miss	277	197	128	51	653	

Table 194: If a kid smoked marijuana in your neighborhood would he or she be caught by the police?





Response	6	8	10	12	Total	
NO!	14.0	16.8	21.3	25.9	18.4	
no	21.1	35.8	47.9	50.0	36.4	
yes	26.4	25.0	20.5	16.5	23.0	
YES!	38.4	22.4	10.3	7.6	22.1	
N of Valid	1354	1346	1084	672	4456	
N of Miss	217	169	112	39	537	

Table 195: If a kid drank some beer, wine or hard liquor (for example, vodka, whiskey, or gin) in your neighborhood would he or she be caught by the police?





Response	6	8	10	12	Total	
NO!	17.2	21.8	26.2	28.9	22.5	
no	25.6	41.6	52.1	51.5	40.8	
yes	26.0	20.2	15.1	13.5	19.7	
YES!	31.2	16.4	6.7	6.1	17.0	
N of Valid	1350	1348	1081	672	4451	
N of Miss	224	169	114	40	547	

Table 196: If a kid carried a handgun in your neighborhood would he or she be caught by the police?





Response	6	8	10	12	Total	
NO!	15.6	15.5	18.4	19.3	16.8	
no	18.9	28.0	39.0	39.3	29.6	
yes	25.2	28.7	26.8	26.0	26.8	
YES!	40.3	27.7	15.7	15.5	26.8	
N of Valid	1353	1345	1081	670	4449	
N of Miss	221	171	115	42	549	

Table 197: If you wanted to get some cigarettes, how easy would it be for you to get some?





Response	6	8	10	12	Total	
Very hard	74.9	50.4	29.5	16.8	47.5	
Sort of hard	9.0	14.9	17.2	9.5	12.9	
Sort of easy	7.3	17.3	22.6	18.1	15.7	
Very easy	8.8	17.4	30.6	55.6	23.9	
N of Valid	1323	1341	1074	674	4412	
N of Miss	250	179	122	38	589	

Table 198: If you wanted to get some beer, wine or hard liquor (for example, vodka, whiskey, or gin), how easy would it be for you to get some?





Response	6	8	10	12	Total	
Very hard	72.1	44.8	24.6	16.1	43.6	
Sort of hard	11.6	16.1	17.0	13.9	14.6	
Sort of easy	8.2	19.4	26.7	29.1	19.3	
Very easy	8.1	19.7	31.7	40.8	22.4	
N of Valid	1319	1338	1073	676	4406	
N of Miss	255	182	124	36	597	

Table 199: If you wanted to get a drug like cocaine, LSD, or amphetamines, how easy would it be for you to get some?





Response	6	8	10	12	Total	
Very hard	93.3	82.9	67.5	55.1	78.0	
Sort of hard	3.4	9.3	17.4	22.1	11.4	
Sort of easy	1.4	4.1	6.7	12.0	5.1	
Very easy	2.0	3.7	8.4	10.7	5.4	
N of Valid	1313	1337	1071	673	4394	
N of Miss	262	184	125	39	610	

Table 200: If you wanted to get a handgun, how easy would it be for you to get one?





Response	6	8	10	12	Total	
Very hard	71.1	60.1	48.4	39.9	57.4	
Sort of hard	11.4	13.8	18.5	19.6	15.1	
Sort of easy	8.0	11.4	13.9	16.5	11.8	
Very easy	9.5	14.7	19.2	24.0	15.7	
N of Valid	1315	1337	1073	674	4399	
N of Miss	258	184	124	38	604	

Table 201: If you wanted to get some marijuana, how easy would it be for you to get some?





Response	6	8	10	12	Total	
Very hard	89.6	66.6	41.4	25.0	60.9	
Sort of hard	3.7	10.8	13.9	10.0	9.3	
Sort of easy	2.8	9.7	17.1	21.4	11.2	
Very easy	4.0	12.9	27.7	43.7	18.5	
N of Valid	1314	1334	1073	673	4394	
N of Miss	259	185	124	38	606	

Table 202: During the past 12 months, have you participated in any alcohol prevention programs or seen any alcohol prevention messages in your school or community? Yes, a school-based program focused on preventing underage drinking and/or drinking and driving.



Response	6	8	10	12	Total	
No	60.0	72.5	76.4	77.8	70.3	
Yes	40.0	27.5	23.6	22.2	29.7	
N of Valid	1576	1521	1197	712	5006	
N of Miss	0	0	0	0	0	

Table 203: During the past 12 months, have you participated in any alcohol prevention programs or seen any alcohol prevention messages in your school or community? Yes, a community-based program focused on preventing underage drinking and/or drinking and driving (for example, through your church or temple or through youth groups like Boys and Girls Club or 4-H).



Response	6	8	10	12	Total	
No	85.3	90.7	91.7	90.6	89.2	
Yes	14.7	9.3	8.3	9.4	10.8	
N of Valid	1576	1521	1197	712	5006	
N of Miss	0	0	0	0	0	

Table 204: During the past 12 months, have you participated in any alcohol prevention programs or seen any alcohol prevention messages in your school or community? Yes, a media campaign addressing underage drinking and/or drinking and driving (for example, newspaper ads, posters, pamphlets, radio, TV).



Response	6	8	10	12	Total	
No	84.5	87.9	87.6	85.3	86.4	
Yes	15.5	12.1	12.4	14.7	13.6	
N of Valid	1576	1521	1197	712	5006	
N of Miss	0	0	0	0	0	

Table 205: During the past 12 months, have you participated in any alcohol prevention programs or seen any alcohol prevention messages in your school or community? No



Response	6	8	10	12	Total	
No	63.0	48.1	44.2	40.0	50.7	
Yes	37.0	51.9	55.8	60.0	49.3	
N of Valid	1576	1521	1197	712	5006	
N of Miss	0	0	0	0	0	

Table 206: How wrong do your parents feel it would be for YOU to: drink beer, wine or hard liquor (for example, vodka, whiskey or gin) regularly?


Response	6	8	10	12	Total	
Very wrong	89.2	78.2	65.8	55.6	75.1	
Wrong	7.1	12.1	19.5	21.0	13.7	
A little bit wrong	2.8	7.5	11.3	17.4	8.5	
Not wrong at all	1.0	2.3	3.5	6.0	2.7	
N of Valid	1337	1325	1066	666	4394	
N of Miss	239	193	129	46	607	

Table 207: How wrong do your parents feel it would be for YOU to: smoke cigarettes?


Response	6	8	10	12	Total	
Very wrong	91.9	87.0	80.1	67.4	83.8	
Wrong	6.1	8.8	13.3	17.7	10.5	
A little bit wrong	1.3	2.8	3.7	9.3	3.6	
Not wrong at all	0.6	1.4	2.9	5.6	2.2	
N of Valid	1335	1326	1064	666	4391	
N of Miss	240	195	130	46	611	

Table 208: How wrong do your parents feel it would be for YOU to: smoke marijuana?


Response	6	8	10	12	Total	
Very wrong	96.4	91.3	86.3	75.0	89.1	
Wrong	2.6	4.5	8.1	13.6	6.2	
A little bit wrong	0.7	2.8	3.5	5.7	2.8	
Not wrong at all	0.3	1.4	2.2	5.7	1.9	
N of Valid	1315	1321	1063	664	4363	
N of Miss	257	200	133	48	638	

Table 209: How wrong do your parents feel it would be for YOU to: steal something worth more than \$5?





Response	6	8	10	12	Total	
Very wrong	87.3	85.3	83.9	81.6	85.0	
Wrong	9.9	10.6	12.8	14.1	11.5	
A little bit wrong	2.0	2.8	1.6	3.1	2.3	
Not wrong at all	0.8	1.3	1.7	1.2	1.2	
N of Valid	1326	1318	1061	667	4372	
N of Miss	249	200	136	45	630	

Table 210: How wrong do your parents feel it would be for YOU to: draw graffiti, write things, or draw pictures on buildings or other property (without the owner's permission)?





Response	6	8	10	12	Total	
Very wrong	88.7	84.2	82.0	77.8	84.1	
Wrong	8.1	10.7	11.9	15.1	10.9	
A little bit wrong	1.9	3.6	3.9	4.6	3.3	
Not wrong at all	1.3	1.5	2.2	2.4	1.7	
N of Valid	1327	1325	1064	667	4383	
N of Miss	249	194	132	45	620	

Table 211: How wrong do your parents feel it would be for YOU to: pick a fight with someone?





Response	6	8	10	12	Total	
Very wrong	70.9	61.6	55.9	56.8	62.3	
Wrong	18.3	19.8	24.9	24.3	21.3	
A little bit wrong	8.2	15.0	14.7	15.7	13.0	
Not wrong at all	2.6	3.6	4.5	3.2	3.5	
N of Valid	1331	1322	1061	662	4376	
N of Miss	243	198	135	49	625	

Table 212: During the past 12 months, have you talked with at least one of your parents about the dangers of underage drinking and/or drinking and driving? By parents, we mean either your biological parents, adoptive parents, stepparents, or adult guardians - whether or not they live with you.



Response	6	8	10	12	Total	
No	51.1	58.5	59.3	58.1	56.4	
Yes	48.9	41.5	40.7	41.9	43.6	
N of Valid	1257	1300	1043	651	4251	
N of Miss	319	221	154	61	755	

Table 213: Have any of your brothers or sisters ever: drunk beer, wine or hard liquor (for example, vodka, whiskey or gin)?




Response	6	8	10	12	Total	
No	73.8	57.0	48.2	37.8	57.0	
Yes	21.5	38.5	47.3	55.4	38.1	
I don't have any brothers or sisters	4.7	4.5	4.5	6.8	4.9	
N of Valid	1309	1324	1061	664	4358	
N of Miss	265	195	136	48	644	

Table 214: Have any of your brothers or sisters ever: smoked marijuana?




Response	6	8	10	12	Total	
No	89.6	78.4	70.2	59.6	76.9	
Yes	5.7	17.3	25.4	33.9	18.3	
I don't have any brothers or sisters	4.7	4.3	4.4	6.5	4.8	
N of Valid	1315	1320	1060	661	4356	
N of Miss	261	200	136	50	647	

Table 215: Have any of your brothers or sisters ever: smoked cigarettes?




Response	6	8	10	12	Total	
No	77.4	66.3	61.9	51.2	66.3	
Yes	17.8	29.4	33.1	42.1	28.7	
I don't have any brothers or sisters	4.8	4.3	5.0	6.6	5.0	
N of Valid	1310	1320	1059	662	4351	
N of Miss	264	199	138	48	649	

Table 216: Have any of your brothers or sisters ever: taken a handgun to school?




Response	6	8	10	12	Total	
No	94.4	94.5	93.6	90.2	93.6	
Yes	0.8	1.1	1.9	3.3	1.6	
I don't have any brothers or sisters	4.7	4.3	4.5	6.5	4.8	
N of Valid	1311	1316	1060	661	4348	
N of Miss	265	204	137	50	656	

Table 217: Have any of your brothers or sisters ever: been suspended or expelled from school?




Response	6	8	10	12	Total	
No	75.9	67.8	70.6	66.3	70.7	
Yes	19.3	27.9	24.8	26.9	24.4	
I don't have any brothers or sisters	4.8	4.3	4.6	6.8	4.9	
N of Valid	1310	1318	1061	662	4351	
N of Miss	266	200	136	50	652	

Table 218: The rules in my family are clear.





Response	6	8	10	12	Total	
NO!	3.6	2.7	4.5	4.4	3.7	
no	6.2	9.1	9.7	8.6	8.3	
yes	31.5	36.2	45.1	43.9	38.1	
YES!	58.7	52.1	40.7	43.2	49.9	
N of Valid	1309	1311	1060	665	4345	
N of Miss	265	206	137	46	654	

Table 219: People in my family often insult or yell at each other.

Response	6	8	10	12	Total	
NO!	34.9	25.9	19.3	20.7	26.2	
no	34.9	41.3	41.5	43.7	39.8	
yes	19.9	23.2	27.3	23.8	23.3	
YES!	10.4	9.6	11.9	11.8	10.7	
N of Valid	1308	1311	1061	663	4343	
N of Miss	267	209	135	49	660	

Table 220: When I am not at home, one of my parents knows where I am and who I am with.

Response	6	8	10	12	Total	
NO!	4.0	3.1	4.3	4.4	3.8	
no	4.1	5.7	7.2	10.3	6.3	
yes	26.5	32.7	44.4	42.7	35.2	
YES!	65.4	58.6	44.2	42.6	54.7	
N of Valid	1302	1308	1055	660	4325	
N of Miss	272	213	140	51	676	

Table 221: We argue about the same things in my family over and over.

Response	6	8	10	12	Total	
NO!	36.6	24.0	14.6	14.6	24.0	
no	34.7	36.3	34.2	39.0	35.7	
yes	18.7	27.6	35.5	31.7	27.5	
YES!	10.1	12.1	15.8	14.7	12.8	
N of Valid	1292	1302	1057	659	4310	
N of Miss	281	218	140	53	692	

Table 222: If you drank some beer or wine or liquor (for example, vodka, whiskey, or gin) without your parents' permission, would you be caught by your parents?

Response	6	8	10	12	Total	
NO!	8.7	8.9	14.4	15.6	11.2	
no	6.7	22.5	30.9	37.9	22.2	
yes	14.5	22.1	27.9	25.9	21.8	
YES!	70.1	46.5	26.8	20.5	44.8	
N of Valid	1289	1304	1055	659	4307	
N of Miss	283	213	141	52	689	

Table 223: My family has clear rules about alcohol and drug use.

Response	6	8	10	12	Total	
NO!	5.1	4.2	5.6	6.8	5.2	
no	5.9	9.8	12.5	12.8	9.8	
yes	16.1	24.8	34.9	34.6	26.2	
YES!	72.9	61.2	47.0	45.8	58.8	
N of Valid	1286	1300	1053	662	4301	
N of Miss	286	219	142	49	696	

Table 224: If you carried a handgun without your parents' permission, would you be caught by your parents?

Response	6	8	10	12	Total	
NO!	6.9	6.0	8.7	10.9	7.7	
no	3.9	9.1	14.2	17.9	10.1	
yes	14.3	21.8	30.8	26.3	22.5	
YES!	74.9	63.1	46.3	44.8	59.7	
N of Valid	1291	1298	1051	658	4298	
N of Miss	284	221	146	52	703	

Table 225: If you skipped school would you be caught by your parents?

Response	6	8	10	12	Total	
NO!	5.9	6.8	7.0	12.6	7.5	
no	5.5	12.3	17.6	24.5	13.5	
yes	16.5	25.1	34.8	29.2	25.5	
YES!	72.1	55.8	40.5	33.6	53.5	
N of Valid	1286	1302	1054	660	4302	
N of Miss	289	218	143	51	701	

Table 226: Do you feel very close to your mother?

Response	6	8	10	12	Total	
NO!	6.5	8.2	11.3	9.6	8.7	
no	5.8	10.5	13.1	13.2	10.2	
yes	19.5	25.3	33.5	30.7	26.4	
YES!	68.1	55.9	42.1	46.4	54.7	
N of Valid	1284	1290	1053	657	4284	
N of Miss	291	228	144	53	716	

Table 227: Do you share your thoughts and feelings with your mother?

Response	6	8	10	12	Total	
NO!	12.1	13.3	14.6	12.2	13.1	
no	18.6	23.9	25.8	24.8	22.9	
yes	21.6	25.6	32.5	29.8	26.7	
YES!	47.6	37.3	27.1	33.3	37.3	
N of Valid	1285	1290	1049	658	4282	
N of Miss	286	226	147	54	713	

Table 228: My parents ask me what I think before most family decisions affecting me are made.

Response	6	8	10	12	Total	
NO!	13.2	10.7	15.8	14.8	13.3	
no	18.3	22.1	24.7	25.6	22.1	
yes	31.7	38.3	41.1	35.7	36.6	
YES!	36.8	28.9	18.5	23.9	27.9	
N of Valid	1263	1294	1046	656	4259	
N of Miss	311	227	150	55	743	

Table 229: Do you share your thoughts and feelings with your father?

Response	6	8	10	12	Total	
NO!	22.8	24.2	22.8	28.0	24.0	
no	23.0	25.2	30.7	26.7	26.1	
yes	22.3	26.6	28.6	27.0	25.9	
YES!	31.9	24.1	17.9	18.3	24.0	
N of Valid	1275	1284	1044	660	4263	
N of Miss	298	234	151	52	735	

Table 230: Do you enjoy spending time with your mother?

Response	6	8	10	12	Total	
NO!	4.0	6.7	8.8	8.1	6.6	
no	3.3	6.9	10.6	9.9	7.2	
yes	25.9	36.1	42.9	41.9	35.6	
YES!	66.8	50.3	37.7	40.1	50.6	
N of Valid	1268	1284	1047	656	4255	
N of Miss	302	230	149	54	735	

Table 231: Do you enjoy spending time with your father?

Response	6	8	10	12	Total	
NO!	9.8	12.6	14.1	16.7	12.8	
no	6.2	8.4	11.3	13.6	9.3	
yes	24.3	31.0	40.2	37.6	32.3	
YES!	59.7	48.0	34.3	32.1	45.7	
N of Valid	1268	1280	1040	654	4242	
N of Miss	305	237	157	57	756	

Table 232: If I had a personal problem, I could ask my mom or dad for help.

Response	6	8	10	12	Total	
NO!	7.6	8.4	9.5	8.2	8.4	
no	6.3	11.2	15.4	13.7	11.2	
yes	22.9	30.1	38.4	36.4	30.9	
YES!	63.2	50.3	36.7	41.6	49.5	
N of Valid	1273	1291	1044	656	4264	
N of Miss	300	229	153	55	737	

Table 233: Do you feel very close to your father?

Response	6	8	10	12	Total	
NO!	11.1	15.2	17.9	21.2	15.6	
no	11.6	14.0	18.5	19.8	15.3	
yes	22.9	27.1	30.5	29.7	27.1	
YES!	54.4	43.7	33.1	29.3	42.1	
N of Valid	1271	1292	1042	656	4261	
N of Miss	304	228	155	55	742	

Table 234: My parents give me lots of chances to do fun things with them.


Response	6	8	10	12	Total	
NO!	5.5	7.3	10.0	12.0	8.1	
no	11.3	16.2	21.1	22.0	16.8	
yes	27.4	30.5	39.2	36.5	32.6	
YES!	55.7	46.0	29.8	29.5	42.4	
N of Valid	1280	1291	1042	660	4273	
N of Miss	293	226	154	52	725	

Table 235: My parents ask if I've gotten my homework done.


Response	6	8	10	12	Total	
NO!	2.5	3.0	6.6	9.8	4.8	
no	2.9	8.3	14.2	19.7	9.9	
yes	24.7	33.8	45.3	44.0	35.4	
YES!	69.9	54.8	33.9	26.5	49.9	
N of Valid	1298	1291	1043	661	4293	
N of Miss	277	229	154	51	711	

Table 236: People in my family have serious arguments.


Response	6	8	10	12	Total	
NO!	35.3	26.6	18.6	21.4	26.5	
no	39.0	44.6	45.7	44.1	43.1	
yes	16.3	19.3	23.8	23.3	20.1	
YES!	9.4	9.5	11.9	11.2	10.3	
N of Valid	1289	1283	1035	658	4265	
N of Miss	285	235	161	54	735	

Table 237: Would your parents know if you did not come home on time?

Response	6	8	10	12	Total	
NO!	4.1	3.4	5.0	5.9	4.4	
no	7.5	11.7	11.5	15.4	11.0	
yes	25.9	34.8	44.2	38.4	35.0	
YES!	62.5	50.0	39.3	40.3	49.7	
N of Valid	1280	1278	1036	657	4251	
N of Miss	294	242	161	55	752	

Table 238: It is important to be honest with your parents, even if they become upset or you get punished.

Response	6	8	10	12	Total	
NO!	3.2	3.3	5.4	5.7	4.2	
no	3.3	8.3	10.6	11.5	7.8	
yes	22.5	32.9	45.3	42.2	34.2	
YES!	71.0	55.5	38.7	40.7	53.8	
N of Valid	1273	1280	1032	654	4239	
N of Miss	300	241	164	56	761	

Table 239: My parents notice when I am doing a good job and let me know about it.

Response	6	8	10	12	Total	
Never or Almost Never	8.6	9.0	11.6	10.0	9.7	
Sometimes	19.5	24.3	29.2	29.9	24.9	
Often	27.1	32.1	31.1	30.8	30.2	
All the time	44.8	34.6	28.1	29.4	35.3	
N of Valid	1274	1292	1037	663	4266	
N of Miss	300	229	159	49	737	

Table 240: How often do your parents tell you they're proud of you for something you've done?


Response	6	8	10	12	Total	
Never or Almost Never	6.5	9.6	11.4	11.6	9.4	
Sometimes	17.5	20.9	28.3	26.2	22.5	
Often	30.2	33.4	30.7	31.8	31.5	
All the time	45.8	36.1	29.6	30.4	36.5	
N of Valid	1268	1290	1033	661	4252	
N of Miss	304	230	164	51	749	

Table 241: How many brothers and sisters, including stepbrothers and stepsisters, do you have that are younger than you?

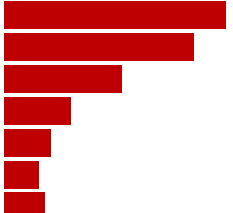
Response	6	8	10	12	Total	
0	35.1	34.0	33.5	32.3	34.0	
1	26.8	30.3	30.0	27.0	28.7	
2	16.9	16.4	16.8	18.0	16.9	
3	7.9	8.5	8.6	8.8	8.4	
4	6.1	3.9	4.6	5.3	5.0	
5	2.8	3.1	3.1	3.5	3.1	
6 or more	4.4	3.8	3.3	5.0	4.0	
N of Valid	1254	1269	1029	656	4208	
N of Miss	318	247	165	54	784	

Table 242: How many brothers and sisters, including stepbrothers and stepsisters, do you have that are older than you?

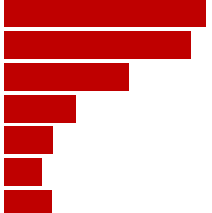
Response	6	8	10	12	Total	
0	27.8	28.1	35.0	34.2	30.6	
1	27.9	29.6	27.6	26.8	28.2	
2	18.0	18.2	16.9	19.2	18.0	
3	9.6	9.8	8.1	8.6	9.1	
4	6.6	5.5	4.8	3.9	5.4	
5	4.1	3.0	3.5	3.5	3.5	
6 or more	6.1	5.8	4.3	3.8	5.2	
N of Valid	1270	1284	1030	661	4245	
N of Miss	302	235	166	51	754	

Table 243: Have you changed homes in the past year (the last 12 months)?



Response	6	8	10	12	Total	
No	71.5	72.5	77.0	76.4	73.9	
Yes	28.5	27.5	23.0	23.6	26.1	
N of Valid	1268	1284	1032	661	4245	
N of Miss	307	236	165	51	759	

Table 244: How many times have you changed homes since kindergarten?






Response	6	8	10	12	Total	
Never	34.4	28.7	29.2	25.8	30.0	
1 or 2 times	29.1	31.3	31.2	29.9	30.4	
3 or 4 times	20.8	19.1	18.7	22.3	20.0	
5 or 6 times	7.3	9.7	10.0	10.6	9.2	
7 or more times	8.5	11.2	11.0	11.4	10.4	
N of Valid	1248	1276	1029	659	4212	
N of Miss	328	245	168	53	794	

Table 245: Have you changed schools (including changing from elementary to middle and middle to high school) in the past year?



Response	6	8	10	12	Total	
No	56.6	57.1	66.4	80.9	63.0	
Yes	43.4	42.9	33.6	19.1	37.0	
N of Valid	1244	1267	1027	654	4192	
N of Miss	331	252	170	58	811	

Table 246: How many times have you changed schools since kindergarten (including changing from elementary to middle and middle to high school)?

Response	6	8	10	12	Total	
Never	29.9	25.6	28.1	27.6	27.8	
1 or 2 times	37.0	29.7	24.4	22.6	29.4	
3 or 4 times	21.1	28.0	23.4	24.8	24.4	
5 or 6 times	6.9	8.4	15.8	14.7	10.8	
7 or more times	5.0	8.3	8.3	10.3	7.6	
N of Valid	1239	1271	1029	660	4199	
N of Miss	336	248	168	52	804	

Table 247: Has anyone in your family ever had severe alcohol or drug problems?

Response	6	8	10	12	Total	
No	71.1	63.8	56.6	54.2	62.7	
Yes	28.9	36.2	43.4	45.8	37.3	
N of Valid	1235	1269	1028	659	4191	
N of Miss	340	251	168	53	812	

Table 248: About how many adults (over 21) have you known personally who in the past year have: used marijuana, crack, cocaine, or other drugs?

Response	6	8	10	12	Total	
0	77.8	65.2	53.0	43.5	62.5	
1	9.0	14.9	15.9	15.5	13.5	
2	5.7	7.6	11.2	11.1	8.5	
3-4	3.2	5.0	7.4	11.3	6.1	
5+	4.3	7.3	12.5	18.6	9.5	
N of Valid	1234	1261	1022	657	4174	
N of Miss	340	259	175	54	828	

Table 249: About how many adults (over 21) have you known personally who in the past year have: sold or dealt drugs?






Response	6	8	10	12	Total	
0	88.0	77.5	68.6	60.2	75.7	
1	5.8	11.2	12.7	14.5	10.5	
2	1.7	4.4	7.1	8.7	4.9	
3-4	1.9	2.4	3.2	5.9	3.0	
5+	2.6	4.5	8.4	10.7	5.9	
N of Valid	1228	1257	1021	656	4162	
N of Miss	348	264	176	56	844	

Table 250: About how many adults (over 21) have you known personally who in the past year have: done other things that could get them in trouble with the police, like stealing, selling stolen goods, mugging or assaulting others, etc.?






Response	6	8	10	12	Total	
0	82.6	71.9	66.0	61.8	72.0	
1	10.1	13.5	13.2	11.7	12.2	
2	2.9	5.8	6.5	9.7	5.7	
3-4	1.7	2.5	4.8	6.7	3.5	
5+	2.7	6.3	9.5	10.0	6.6	
N of Valid	1221	1258	1020	657	4156	
N of Miss	355	263	177	55	850	

Table 251: About how many adults (over 21) have you known personally who in the past year have: gotten drunk or high?






Response	6	8	10	12	Total	
0	60.0	44.5	32.8	28.8	43.7	
1	18.5	20.0	17.6	12.1	17.7	
2	7.9	9.9	11.8	11.5	10.0	
3-4	5.3	8.0	10.2	12.3	8.4	
5+	8.3	17.6	27.6	35.4	20.1	
N of Valid	1221	1254	1022	653	4150	
N of Miss	354	264	175	59	852	

Table 252: Have you seen or heard information about underage drinking in the past 12 months from the following sources? Radio



Response	6	8	10	12	Total	
No	49.5	47.2	44.8	38.2	45.8	
Yes	50.5	52.8	55.2	61.8	54.2	
N of Valid	1211	1253	1011	655	4130	
N of Miss	364	268	185	57	874	

Table 253: Have you seen or heard information about underage drinking in the past 12 months from the following sources? TV.



Response	6	8	10	12	Total	
No	26.4	24.4	24.6	22.1	24.7	
Yes	73.6	75.6	75.4	77.9	75.3	
N of Valid	1206	1247	1011	655	4119	
N of Miss	369	274	186	57	886	

Table 254: Have you seen or heard information about underage drinking in the past 12 months from the following sources? Print. This includes information on underage drinking you may have seen in the newspaper, on a billboard, in pamphlets, on stickers, etc.



Response	6	8	10	12	Total	
No	44.3	43.8	39.8	36.5	41.8	
Yes	55.7	56.2	60.2	63.5	58.2	
N of Valid	1203	1248	1014	654	4119	
N of Miss	372	273	183	58	886	

Table 255: Have you seen or heard information about underage drinking in the past 12 months from the following sources? Website or social media? (Facebook, Myspace, website, etc.)



Response	6	8	10	12	Total	
No	51.2	45.6	41.2	36.5	44.7	
Yes	48.8	54.4	58.8	63.5	55.3	
N of Valid	1204	1246	1010	652	4112	
N of Miss	372	275	187	60	894	

Table 256: The next questions ask about your opinions of the information you saw or heard. If you have seen or heard more than one ad, please think about your favorite ad when answering these questions. The information about underage drinking that I saw or heard was convincing.

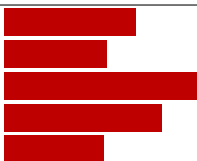
Response	6	8	10	12	Total	
NO!	26.2	16.4	16.5	15.5	19.1	
no	6.9	13.4	20.6	19.7	14.3	
yes	20.6	27.7	36.0	38.2	29.4	
YES!	29.1	26.0	16.2	19.2	23.4	
I have not seen or heard any ads about underage drinking in the past 12 months.	17.1	16.6	10.7	7.4	13.8	
N of Valid	1170	1232	1006	646	4054	
N of Miss	402	286	190	63	941	

Table 257: The next questions ask about your opinions of the information you saw or heard. If you have seen or heard more than one ad, please think about your favorite ad when answering these questions. The information about underage drinking that I saw or heard grabbed my attention.

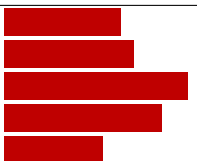
Response	6	8	10	12	Total	
NO!	21.5	14.3	14.2	15.9	16.6	
no	9.0	19.0	26.8	22.7	18.7	
yes	22.0	25.2	32.2	35.8	27.7	
YES!	30.8	25.2	16.0	18.2	23.4	
I have not seen or heard any ads about underage drinking in the past 12 months.	16.6	16.3	10.7	7.4	13.6	
N of Valid	1166	1228	1006	648	4048	
N of Miss	407	292	191	64	954	

Table 258: The next questions ask about your opinions of the information you saw or heard. If you have seen or heard more than one ad, please think about your favorite ad when answering these questions. The information about underage drinking that I saw or heard said something important to me.

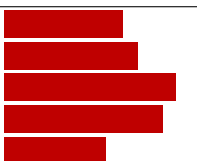
Response	6	8	10	12	Total	
NO!	20.5	15.5	15.2	16.4	17.0	
no	9.4	19.3	27.5	26.0	19.5	
yes	20.6	23.6	29.8	32.8	25.7	
YES!	31.8	24.8	16.7	16.9	23.6	
I have not seen or heard any ads about underage drinking in the past 12 months.	17.7	16.7	10.8	7.9	14.1	
N of Valid	1173	1220	1005	646	4044	
N of Miss	401	299	192	64	956	

Table 259: The next questions ask about your opinions of the information you saw or heard. If you have seen or heard more than one ad, please think about your favorite ad when answering these questions. Seeing or hearing this information about underage drinking made me want to stop or decrease my drinking.

Response	6	8	10	12	Total	
NO!	21.5	17.0	18.2	21.5	19.3	
no	5.1	11.4	23.6	24.6	14.9	
yes	7.5	15.6	21.7	23.1	16.1	
YES!	31.3	26.9	19.9	20.1	25.2	
I have not seen or heard any ads about underage drinking in the past 12 months.	34.7	29.0	16.6	10.7	24.5	
N of Valid	1088	1185	990	627	3890	
N of Miss	485	331	207	83	1106	

Table 260: How honest were you in filling out this survey?

Response	6	8	10	12	Total	
I was very honest	85.7	81.3	79.5	80.1	81.9	
I was honest pretty much of the time	11.9	15.2	16.1	14.8	14.4	
I was honest some of the time	1.6	2.8	2.9	4.3	2.7	
I was honest once in a while	0.8	0.8	1.6	0.9	1.0	
I was not honest at all	0.0	0.0	0.0	0.0	0.0	
N of Valid	1213	1264	1028	657	4162	
N of Miss	361	257	165	55	838	