

2014 APNA

Arkansas Prevention Needs Assessment Student Survey



Region 7 Tables

Arkansas Department of Human Services
Division of Behavioral Health Services
Prevention Services

Conducted by International Survey Associates dba Pride Surveys

Contents

1	INTRODUCTION	11
2	PERCENTAGE TABLES	16

List of Tables

1	Sex	17
2	Age	17
3	Are you Hispanic or Latino?	17
4	What is your race? Black or African American	18
5	What is your race? Asian	18
6	What is your race? American Indian	18
7	What is your race? Alaska Native	18
8	What is your race? White	19
9	What is your race? Native Hawaiian or Other Pacific Islander	19
10	What is your race? Other	19
11	What is the highest level of schooling completed by your mother or father?	20
12	Think of where you live most of the time. Which of the following people live there with you? Mother	20
13	Think of where you live most of the time. Which of the following people live there with you? Stepmother	20
14	Think of where you live most of the time. Which of the following people live there with you? Foster Mother	21
15	Think of where you live most of the time. Which of the following people live there with you? Grandmother	21
16	Think of where you live most of the time. Which of the following people live there with you? Aunt	21
17	Think of where you live most of the time. Which of the following people live there with you? Father	21
18	Think of where you live most of the time. Which of the following people live there with you? Stepfather	22
19	Think of where you live most of the time. Which of the following people live there with you? Foster Father	22
20	Think of where you live most of the time. Which of the following people live there with you? Grandfather	22
21	Think of where you live most of the time. Which of the following people live there with you? Uncle	22
22	Think of where you live most of the time. Which of the following people live there with you? Other Adults	23
23	Think of where you live most of the time. Which of the following people live there with you? Brother(s)	23
24	Think of where you live most of the time. Which of the following people live there with you? Stepbrother(s)	23
25	Think of where you live most of the time. Which of the following people live there with you? Sister(s)	23
26	Think of where you live most of the time. Which of the following people live there with you? Stepsister(s)	24

27	Think of where you live most of the time. Which of the following people live there with you? Other Children	24
28	In my school, students have lots of chances to help decide things like class activities and rules.	24
29	Teachers ask me to work on special classroom projects.	24
30	My teacher(s) notices when I am doing a good job and lets me know about it.	25
31	There are lots of chances for students in my school to get involved in sports, clubs, and other school activities outside of class.	25
32	There are lots of chances for students in my school to talk with a teacher one-on-one.	25
33	I feel safe at my school.	26
34	The school lets my parents know when I have done something well.	26
35	My teachers praise me when I work hard in school.	26
36	Are your school grades better than the grades of most students in your class?	27
37	I have lots of chances to be part of class discussions or activities.	27
38	Now thinking back over the past year in school, how often did you: enjoy being in school?	27
39	Now thinking back over the past year in school, how often did you: hate being in school?	28
40	Now thinking back over the past year in school, how often did you: try to do your best work in school?	28
41	How often do you feel that the school work you are assigned is meaningful and important?	28
42	Putting them all together, what were your grades like last year?	29
43	How important do you think the things you are learning in school are going to be for your later life?	29
44	Do your parents care about your skipping or cutting school?	29
45	During the LAST FOUR WEEKS how many whole days of school have you missed because you skipped or 'cut'?	30
46	What are the chances you would be seen as cool if you: smoked cigarettes?	30
47	What are the chances you would be seen as cool if you: worked hard at school?	30
48	What are the chances you would be seen as cool if you: began drinking alcoholic beverages regularly, that is, at least once or twice a month?	31
49	What are the chances you would be seen as cool if you: defended someone who was being bullied?	31
50	What are the chances you would be seen as cool if you: smoked marijuana?	31
51	What are the chances you would be seen as cool if you: carried a handgun?	32

52	What are the chances you would be seen as cool if you: used e-cigarettes, e-cigars or e-hookahs?	32
53	What are the chances you would be seen as cool if you: bullied someone or cyber bullied someone?	32
54	Think of your four best friends (the friends you feel closest to). In the past year (12 months), how many of your best friends have: participated in clubs, organizations or activities at school?	33
55	Think of your four best friends (the friends you feel closest to). In the past year (12 months), how many of your best friends have: smoked cigarettes?	33
56	Think of your four best friends (the friends you feel closest to). In the past year (12 months), how many of your best friends have: tried beer, wine or hard liquor (for example, vodka, whiskey, or gin) when their parents didn't know about it?	33
57	Think of your four best friends (the friends you feel closest to). In the past year (12 months), how many of your best friends have: used e-cigarettes, e-cigars, or e-hookahs?	34
58	Think of your four best friends (the friends you feel closest to). In the past year (12 months), how many of your best friends have: used marijuana?	34
59	Think of your four best friends (the friends you feel closest to). In the past year (12 months), how many of your best friends have: used prescription drugs or non-prescription drugs for the purpose of getting high?	34
60	Think of your four best friends (the friends you feel closest to). In the past year (12 months), how many of your best friends have: used synthetic marijuana (K2, spice) or bath salts?	35
61	Think of your four best friends (the friends you feel closest to). In the past year (12 months), how many of your best friends have: used LSD, cocaine, amphetamines, or other illegal drugs?	35
62	Think of your four best friends (the friends you feel closest to). In the past year (12 months), how many of your best friends have: been bullied?	35
63	Think of your four best friends (the friends you feel closest to). In the past year (12 months), how many of your best friends have: been suspended from school?	36
64	Think of your four best friends (the friends you feel closest to). In the past year (12 months), how many of your best friends have: carried a handgun?	36
65	Think of your four best friends (the friends you feel closest to). In the past year (12 months), how many of your best friends have: sold illegal drugs?	36
66	Think of your four best friends (the friends you feel closest to). In the past year (12 months), how many of your best friends have: regularly attended religious services?	37

67	Think of your four best friends (the friends you feel closest to). In the past year (12 months), how many of your best friends have: stolen or tried to steal a motor vehicle such as a car or motorcycle?	37
68	Think of your four best friends (the friends you feel closest to). In the past year (12 months), how many of your best friends have: been arrested?	37
69	Think of your four best friends (the friends you feel closest to). In the past year (12 months), how many of your best friends have: dropped out of school?	38
70	Think of your four best friends (the friends you feel closest to). In the past year (12 months), how many of your best friends have: been members of a gang?	38
71	How old were you when you first: smoked marijuana?	38
72	How old were you when you first: smoked a cigarette, even just a puff?	39
73	How old were you when you first: had more than a sip or two of beer, wine or hard liquor (for example, vodka, whiskey, or gin)?	39
74	How old were you when you first: began drinking alcoholic beverages regularly, that is, at least once or twice a month?	40
75	How old were you when you first: used Daztrex?	40
76	How old were you when you first: got suspended from school?	41
77	How old were you when you first: got arrested?	41
78	How old were you when you first: carried a handgun?	42
79	How old were you when you first: used e-cigarettes, e-cigars, or e-hookahs?	42
80	How old were you when you first: belonged to a gang?	43
81	How old were you when you first: used prescription drugs not prescribed to you?	43
82	How wrong do you think it is for someone your age to: take a handgun to school?	44
83	How wrong do you think it is for someone your age to: steal anything?	44
84	How wrong do you think it is for someone your age to: pick a fight with someone?	44
85	How wrong do you think it is for someone your age to: attack someone with the idea of seriously hurting them?	45
86	How wrong do you think it is for someone your age to: stay away from school all day when their parents think they are at school?	45
87	How wrong do you think it is for someone your age to: drink beer, wine or hard liquor (for example, vodka, whiskey, or gin) regularly?	45
88	How wrong do you think it is for someone your age to: smoke cigarettes?	46
89	How wrong do you think it is for someone your age to: smoke marijuana?	46

90	How wrong do you think it is for someone your age to: use prescription drugs or non-prescription drugs for the purpose of getting high?	46
91	How wrong do you think it is for someone your age to: use synthetic marijuana (K2, spice) or bath salts?	47
92	How wrong do you think it is for someone your age to: use LSD, cocaine, amphetamines or another illegal drug?	47
93	How wrong do you think it is for someone your age to: use e-cigarettes, e-cigars or e-hookahs?	47
94	At school during the past 12 months, did you receive help from the resource teacher, speech therapist or other special education teacher?	48
95	How many times in the past year (12 months) have you: been suspended from school?	48
96	How many times in the past year (12 months) have you: carried a handgun?	48
97	How many times in the past year (12 months) have you: sold illegal drugs?	49
98	How many times in the past year (12 months) have you: stolen or tried to steal a motor vehicle such as a car or motorcycle?	49
99	How many times in the past year (12 months) have you: participated in clubs, organizations or activities at school?	50
100	How many times in the past year (12 months) have you: been arrested?	50
101	How many times in the past year (12 months) have you: attacked someone with the idea of seriously hurting them?	51
102	How many times in the past year (12 months) have you: been drunk or high at school?	51
103	How many times in the past year (12 months) have you: taken a handgun to school?	52
104	Are you currently on probation, or assigned a probation officer with Juvenile Court?	52
105	Have you ever belonged to a gang?	52
106	If you have ever belonged to a gang, did that gang have a name?	53
107	You are at a party at someone's house, and one of your friends offers you a drink containing alcohol. What would you say or do?	53
108	How often do you attend religious services or activities?	53
109	I think sometimes it's okay to cheat at school.	54
110	It is important to think before you act.	54
111	Sometimes I think that life is not worth it.	54
112	At times I think I am no good at all.	55
113	All in all, I am inclined to think that I am a failure.	55
114	In the past year, have you felt depressed or sad MOST days, even if you felt okay sometimes?	55
115	It is all right to beat up people if they start the fight.	56
116	I think it is okay to take something without asking if you can get away with it.	56

117	Where do you get the most information about living a drug and alcohol free life? Parents/guardians	56
118	Where do you get the most information about living a drug and alcohol free life? Friends	57
119	Where do you get the most information about living a drug and alcohol free life? Family members	57
120	Where do you get the most information about living a drug and alcohol free life? School	57
121	Where do you get the most information about living a drug and alcohol free life? Internet	58
122	Where do you get the most information about living a drug and alcohol free life? TV	58
123	Where do you get the most information about living a drug and alcohol free life? Social media	58
124	How much do you think people risk harming themselves (physically or in other ways) if they: smoked one or more packs of cigarettes per day?	59
125	How much do you think people risk harming themselves (physically or in other ways) if they: try marijuana once or twice?	59
126	How much do you think people risk harming themselves (physically or in other ways) if they: smoke marijuana once or twice a week?	59
127	How much do you think people risk harming themselves (physically or in other ways) if they: take one or two drinks of an alcoholic beverage (beer, wine, liquor) nearly every day?	60
128	How much do you think people risk harming themselves (physically or in other ways) if they: have five or more drinks of an alcoholic beverage once or twice a weekend?	60
129	How much do you think people risk harming themselves (physically or in other ways) if they: use prescription drugs that are not prescribed to them?	60
130	How much do you think people risk harming themselves (physically or in other ways) if they: use non-prescription drugs to get high?	61
131	How much do you think people risk harming themselves (physically or in other ways) if they: use e-cigarettes, e-cigars, or e-hookahs?	61
132	Have you ever used smokeless tobacco (chew, snuff, plug, dipping tobacco, or chewing tobacco)?	61
133	How often have you used smokeless tobacco during the past 30 days?	62
134	Have you ever smoked cigarettes?	62
135	How frequently have you smoked cigarettes during the past 30 days?	62
136	Which statement best describes rules about smoking inside your home or your family cars?	63
137	Have you ever used e-cigarettes, e-cigars, or e-hookahs?	63
138	How frequently have you used e-cigarettes, e-cigars, or e-hookahs?	64
139	During this school year, were you taught in any of your classes about the dangers of tobacco use?	64

140	During the past 12 months, have you participated in any community activities to discourage people your age from using cigarettes, chewing tobacco, snuff, dip or cigars, e-cigarettes, e-cigars, or e-hookahs?	64
141	Think back over the last two weeks. How many times have you had five or more alcoholic drinks in a row?	65
142	During the past 30 days, how many times did you ride in a car or other vehicle driven by someone who had been drinking alcohol or using drugs to get high?	65
143	During the past 30 days, how many times did you drive a car or other vehicle when you had been drinking alcohol or using drugs to get high?	65
144	If you drank alcohol (not just a sip or taste) in the past year, how did you usually get it?	66
145	If you drank alcohol (not just a sip or taste) in the past year, where did you usually drink it?	66
146	How do you feel about someone your age having one or two drinks of an alcoholic beverage nearly every day?	67
147	On how many occasions have you had alcoholic beverages (beer, wine or hard liquor) to drink in your lifetime - more than just a few sips?	67
148	On how many occasions have you drunk one or more drinks of an alcoholic beverage during the past 30 days?	67
149	On how many occasions have you used marijuana (grass, pot) or hashish (hash, hash oil) in your lifetime?	68
150	On how many occasions have you used marijuana (grass, pot) or hashish (hash, hash oil) during the past 30 days?	68
151	On how many occasions have you used LSD or other psychedelics in your lifetime?	68
152	On how many occasions have you used LSD or other psychedelics during the past 30 days?	69
153	On how many occasions have you used cocaine or crack in your lifetime?	69
154	On how many occasions have you used cocaine or crack during the past 30 days?	69
155	On how many occasions have you sniffed glue, breathed the contents of an aerosol spray can, or inhaled other gases or sprays, in order to get high in your lifetime?	70
156	On how many occasions have you sniffed glue, breathed the contents of an aerosol spray can, or inhaled other gases or sprays, in order to get high during the past 30 days?	70
157	On how many occasions have you used Daztrex in your lifetime?	71
158	On how many occasions have you used Daztrex during the past 30 days?	71
159	On how many occasions have you used synthetic marijuana (K2, spice) in your lifetime?	71

160	On how many occasions have you used synthetic marijuana (K2, spice) during the past 30 days?	72
161	On how many occasions have you used methamphetamines (meth, speed, crank, crystal meth) in your lifetime?	72
162	On how many occasions have you used methamphetamines (meth, speed, crank, crystal meth) in the past 30 days?	72
163	On how many occasions have you used other chemical products (bath salts, plant food, etc.) in your lifetime?	73
164	On how many occasions have you used other chemical products (bath salts, plant food, etc.) during the past 30 days?	73
165	On how many occasions have you used heroin or other opiates in your lifetime?	73
166	On how many occasions have you used heroin or other opiates during the past 30 days?	74
167	On how many occasions have you used MDMA ('X', 'E', or ecstasy) in your lifetime?	74
168	On how many occasions have you used MDMA ('X', 'E', or ecstasy) during the past 30 days?	74
169	On how many occasions have you taken prescription drugs (such as Valium, Xanax, Ritalin, Adderall, OxyContin, Darvocet, or sleeping pills) not prescribed to you in your lifetime?	75
170	On how many occasions have you taken prescription drugs (such as Valium, Xanax, Ritalin, Adderall, OxyContin, Darvocet, or sleeping pills) not prescribed to you during the past 30 days?	75
171	On how many occasions have you taken non-prescription medicines such as diet pills (for example, Dietac, Dexatrim or Prolamine), stay-awake pills (for example No-Doz, Vivarin, or Wake), or cough or cold medicines (robos, DXM, etc.) to get high in your lifetime?	76
172	On how many occasions have you taken non-prescription medicines such as diet pills (for example, Dietac, Dexatrim or Prolamine), stay-awake pills (for example No-Doz, Vivarin, or Wake), or cough or cold medicines (robos, DXM, etc.) to get high during the past 30 days?	76
173	On how many occasions have you been drunk or very high from drinking alcoholic beverages during the past 30 days?	77
174	On how many occasions have you drunk flavored alcoholic beverages, sometimes called 'alcopops' (like Mike's Hard Lemonade, Smirnoff Ice, Bacardi Breezers, etc.) in your lifetime?	77
175	On how many occasions have you drunk flavored alcoholic beverages, sometimes called 'alcopops' (like Mike's Hard Lemonade, Smirnoff Ice, Bacardi Breezers, etc.) during the past 30 days?	78
176	If you used prescription drugs or over the counter drugs without a doctor telling you to use it or for the purpose of getting high, where did you get these drugs? - Did not use	78

177	If you used prescription drugs or over the counter drugs without a doctor telling you to use it or for the purpose of getting high, where did you get these drugs? - Bought or took from store or shop	78
178	If you used prescription drugs or over the counter drugs without a doctor telling you to use it or for the purpose of getting high, where did you get these drugs? - Got from parents with permission	79
179	If you used prescription drugs or over the counter drugs without a doctor telling you to use it or for the purpose of getting high, where did you get these drugs? - Got from home without permission	79
180	If you used prescription drugs or over the counter drugs without a doctor telling you to use it or for the purpose of getting high, where did you get these drugs? - Got from relative with permission	79
181	If you used prescription drugs or over the counter drugs without a doctor telling you to use it or for the purpose of getting high, where did you get these drugs? - Got from relative without permission	79
182	If you used prescription drugs or over the counter drugs without a doctor telling you to use it or for the purpose of getting high, where did you get these drugs? - Got from friend's home with permission	80
183	If you used prescription drugs or over the counter drugs without a doctor telling you to use it or for the purpose of getting high, where did you get these drugs? - Got from friend's home without permission	80
184	If you used prescription drugs or over the counter drugs without a doctor telling you to use it or for the purpose of getting high, where did you get these drugs? - Got from friend at school	80
185	If you used prescription drugs or over the counter drugs without a doctor telling you to use it or for the purpose of getting high, where did you get these drugs? - Got from friend at party	80
186	If you used prescription drugs or over the counter drugs without a doctor telling you to use it or for the purpose of getting high, where did you get these drugs? - Got from friend, elsewhere	81
187	If you used prescription drugs or over the counter drugs without a doctor telling you to use it or for the purpose of getting high, where did you get these drugs? - Got from internet sale	81
188	During the last month, about how many marijuana cigarettes, or the equivalent, did you smoke a day, on the average?	81
189	How wrong do your friends feel it would be for YOU to: have one or two drinks of an alcoholic beverage nearly every day?	82
190	How wrong do your friends feel it would be for YOU to: smoke tobacco?	82
191	How wrong do your friends feel it would be for YOU to: smoke marijuana?	82
192	How wrong do your friends feel it would be for YOU to: use prescription drugs not prescribed to you?	83
193	How wrong would most adults (over 21) in your neighborhood think it is for kids your age: to use marijuana?	83

194	How wrong would most adults (over 21) in your neighborhood think it is for kids your age: to drink alcohol?	83
195	How wrong would most adults (over 21) in your neighborhood think it is for kids your age: to smoke cigarettes?	84
196	How much do each of the following statements describe your neighborhood? crime and/or drug selling	84
197	How much do each of the following statements describe your neighborhood? fights	84
198	How much do each of the following statements describe your neighborhood? lots of empty or abandoned buildings	85
199	How much do each of the following statements describe your neighborhood? lots of graffiti	85
200	I feel safe in my neighborhood.	85
201	If a kid smoked marijuana in your neighborhood would he or she be caught by the police?	86
202	If a kid drank some beer, wine or hard liquor (for example, vodka, whiskey, or gin) in your neighborhood would he or she be caught by the police?	86
203	If a kid carried a handgun in your neighborhood would he or she be caught by the police?	86
204	If you wanted to get some cigarettes, how easy would it be for you to get some?	87
205	If you wanted to get some beer, wine or hard liquor (for example, vodka, whiskey, or gin), how easy would it be for you to get some?	87
206	If you wanted to get a drug like cocaine, LSD, or amphetamines, how easy would it be for you to get some?	87
207	If you wanted to get a handgun, how easy would it be for you to get one?	88
208	If you wanted to get some marijuana, how easy would it be for you to get some?	88
209	If you wanted to get prescription drugs for the purpose of getting high, how easy would it be for you to get some?	88
210	If you wanted to get synthetic marijuana such as K2 or chemical products such as bath salts to get high, how easy would it be for you to get some?	89
211	If you wanted to get steroids to use or to enhance athletic performance, how easy would it be for you to get some?	89
212	If you wanted to get e-cigarettes, e-cigars, or e-hookahs, how easy would it be for you to get some?	89
213	During the past 12 months, have you participated in any alcohol prevention programs or seen any alcohol prevention messages in your school or community? Yes, a school-based program focused on preventing underage drinking and/or drinking and driving.	90

214	During the past 12 months, have you participated in any alcohol prevention programs or seen any alcohol prevention messages in your school or community? Yes, a community-based program focused on preventing underage drinking and/or drinking and driving (for example, through your church or temple or through youth groups like Boys and Girls Club or 4-H).	90
215	During the past 12 months, have you participated in any alcohol prevention programs or seen any alcohol prevention messages in your school or community? Yes, a media campaign addressing underage drinking and/or drinking and driving (for example, newspaper ads, posters, pamphlets, radio, TV).	90
216	During the past 12 months, have you participated in any alcohol prevention programs or seen any alcohol prevention messages in your school or community? No	90
217	How wrong do your parents feel it would be for YOU to: have one or two drinks of an alcoholic beverage nearly every day?	91
218	How wrong do your parents feel it would be for YOU to: smoke tobacco?	91
219	How wrong do your parents feel it would be for YOU to: smoke marijuana?	91
220	How wrong do your parents feel it would be for YOU to: use prescription drugs not prescribed to you?	92
221	How wrong do your parents feel it would be for YOU to: steal something worth more than \$5?	92
222	How wrong do your parents feel it would be for YOU to: draw graffiti, write things, or draw pictures on buildings or other property (without the owner's permission)?	92
223	How wrong do your parents feel it would be for YOU to: pick a fight with someone?	93
224	During the past 12 months, have you talked with at least one of your parents about the dangers of underage drinking and/or drinking and driving? By parents, we mean either your biological parents, adoptive parents, stepparents, or adult guardians - whether or not they live with you.	93
225	The rules in my family are clear.	93
226	People in my family have serious arguments about the same things, and often insult or yell at each other.	94
227	When I am not at home, one of my parents knows where I am and who I am with.	94
228	My family has clear rules about alcohol and drug use.	94
229	If you skipped school would you be caught by your parents?	95
230	My parents ask if I've gotten my homework done.	95
231	Would your parents know if you did not come home on time?	95
232	Do you know how to properly dispose of leftover prescription drugs?	96

233	Have any of your brothers or sisters ever: drunk beer, wine or hard liquor (for example, vodka, whiskey or gin)?	96
234	Have any of your brothers or sisters ever: smoked marijuana?	96
235	Have any of your brothers or sisters ever: smoked cigarettes?	96
236	Have any of your brothers or sisters ever: taken a handgun to school? .	97
237	Have any of your brothers or sisters ever: been suspended or expelled from school?	97
238	Have any of your brothers or sisters ever: used e-cigarettes, e-cigars or e-hookahs?	97
239	Have any of your brothers or sisters ever: used prescription drugs not prescribed to him/her?	97
240	Have you changed homes in the past year (the last 12 months)? . . .	98
241	How many times have you changed homes since kindergarten?	98
242	Have you changed schools (including changing from elementary to middle and middle to high school) in the past year?	98
243	How many times have you changed schools since kindergarten (including changing from elementary to middle and middle to high school)?	99
244	Has anyone in your family ever had severe alcohol or drug problems? .	99
245	About how many adults (over 21) have you known personally who in the past year have: used marijuana, crack, cocaine, or other drugs? .	99
246	About how many adults (over 21) have you known personally who in the past year have: sold or dealt drugs?	100
247	About how many adults (over 21) have you known personally who in the past year have: done other things that could get them in trouble with the police, like stealing, selling stolen goods, mugging or assaulting others, etc.?	100
248	About how many adults (over 21) have you known personally who in the past year have: gotten drunk or high?	100
249	Have you seen or heard information about underage drinking in the past 12 months from the following sources? Radio	101
250	Have you seen or heard information about underage drinking in the past 12 months from the following sources? TV.	101
251	Have you seen or heard information about underage drinking in the past 12 months from the following sources? Print. This includes information on underage drinking you may have seen in the newspaper, on a billboard, in pamphlets, on stickers, etc.	101
252	Have you seen or heard information about underage drinking in the past 12 months from the following sources? Website or social media? (Facebook, Myspace, website, etc.)	101
253	The next questions ask about your opinions of the information you saw or heard. If you have seen or heard more than one ad, please think about your favorite ad when answering these questions. The information about underage drinking that I saw or heard was convincing.	102

254	The next questions ask about your opinions of the information you saw or heard. If you have seen or heard more than one ad, please think about your favorite ad when answering these questions. The information about underage drinking that I saw or heard grabbed my attention.	102
255	The next questions ask about your opinions of the information you saw or heard. If you have seen or heard more than one ad, please think about your favorite ad when answering these questions. The information about underage drinking that I saw or heard said something important to me.	102
256	The next questions ask about your opinions of the information you saw or heard. If you have seen or heard more than one ad, please think about your favorite ad when answering these questions. Seeing or hearing this information about underage drinking made me want to stop or decrease my drinking.	103
257	How honest were you in filling out this survey?	103

List of Figures

1	Grade Chart	12
2	Gender Chart	13
3	Age Chart	14
4	Ethnic Origin Chart	15

1 INTRODUCTION

This report was generated from data collected on the *2014 Arkansas Prevention Needs Assessment Student Survey*. This report contains basic frequency tables of all data collected and graphs on the selected demographic variables of grade, gender, age and ethnic origin. The graph on ethnic origin is represented as a bar chart rather than as a pie chart. This is because students were allowed to mark more than one response for ethnic origin as opposed to being allowed to mark only one response. The bars represent the percent of students who marked each of the ethnic categories.

Questions regarding the information found in this report can be directed to:

Pride Surveys

160 Vanderbilt Court
Bowling Green, KY 42103
1-800-279-6361
www.pridesurveys.com

Grade Chart

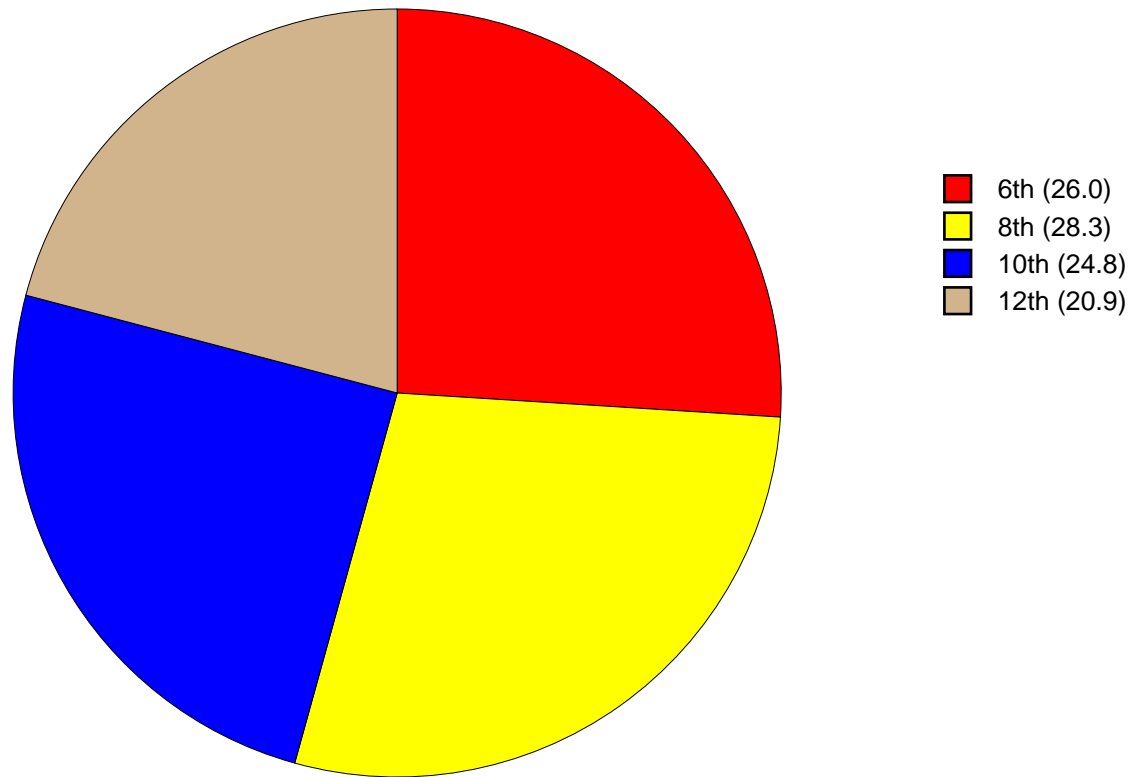


Figure 1: Grade Chart

Gender Chart

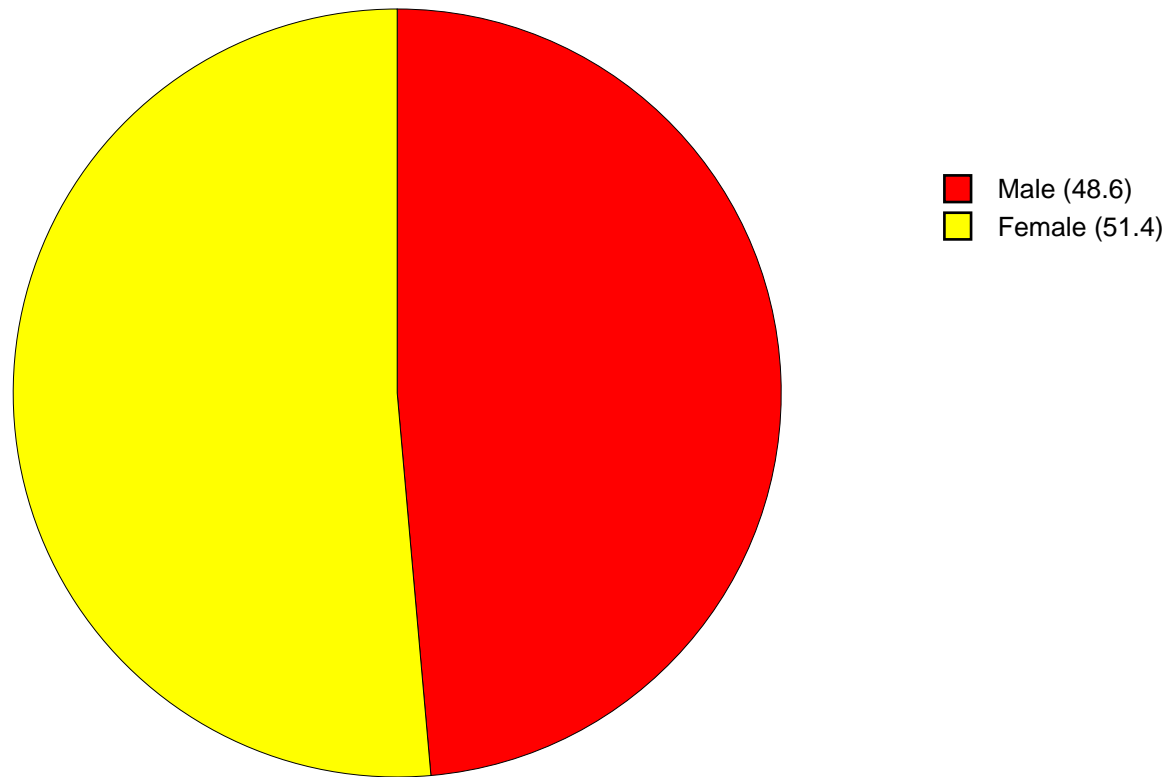


Figure 2: Gender Chart

Age Chart

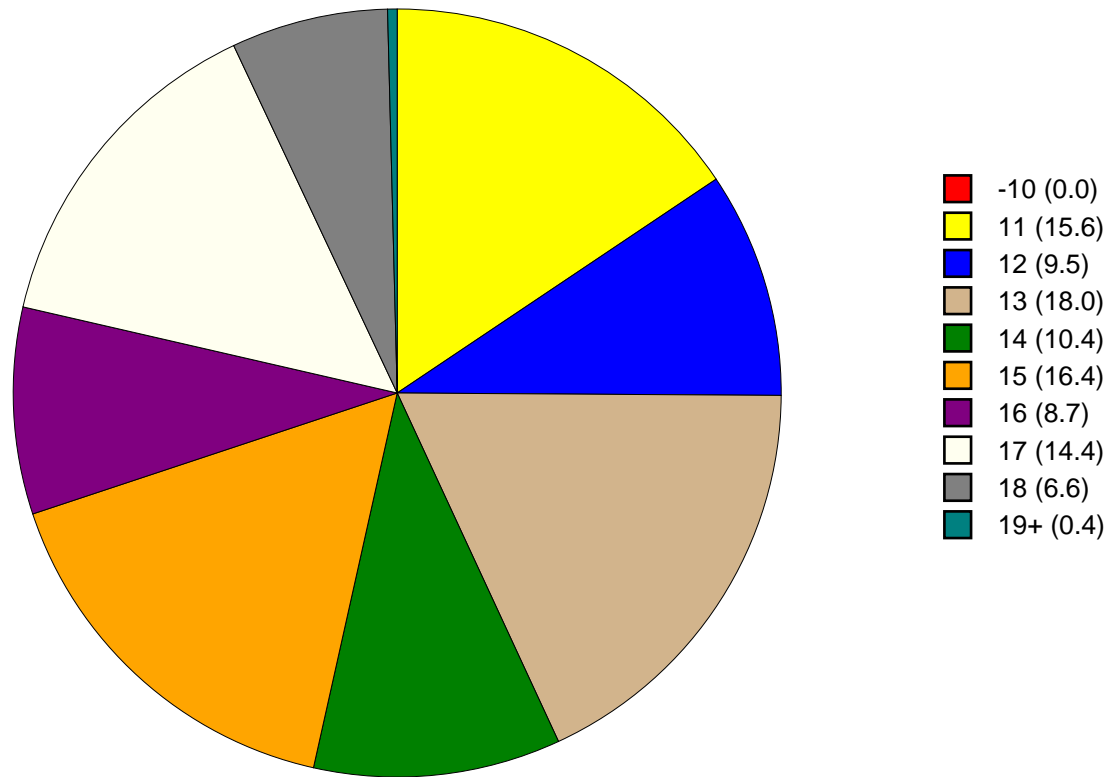


Figure 3: Age Chart

Ethnic Origin Chart

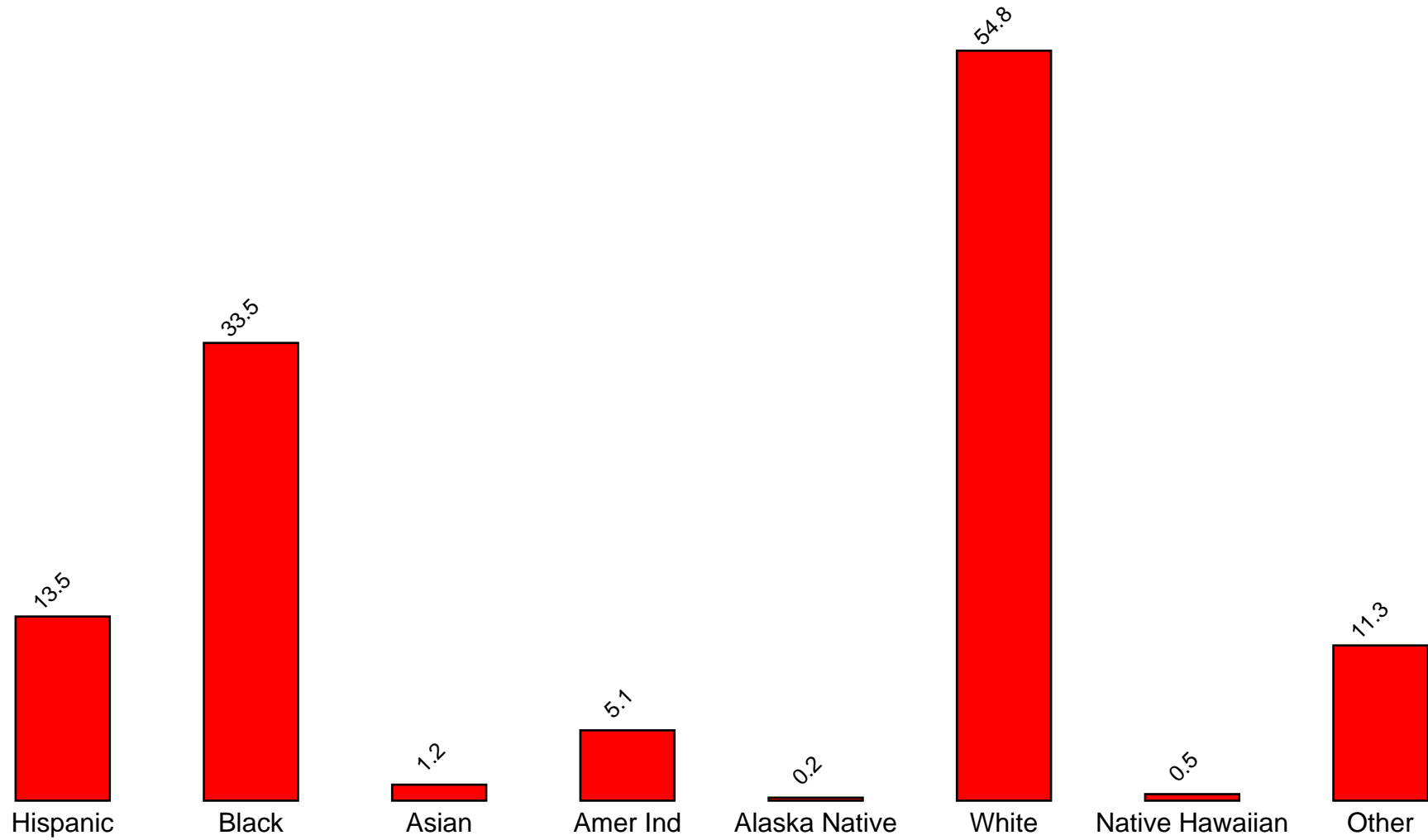


Figure 4: Ethnic Origin Chart

2 PERCENTAGE TABLES

The following tables contain frequency distribution detailing how your students responded to each question on the survey. The tables appear in the same order as the questions on the survey. The tables include breakdowns by grade level as well as overall percentages. The *N of Valid* row is a frequency count of the number of valid responses to each question for each grade and overall. The *N of Miss* row is a frequency count of the number of invalid (marked more than one response) or missing (i.e. did not respond) responses to each question for each grade and overall.

For the questions that allowed more than one response (i.e. race, live with, etc.) each response becomes a separate table. If a student did not mark the response, that was counted as a NO response, and if they did mark the response, that was counted as a YES response. Since a non response is a valid response for these questions, the *N of Miss* will always be zero for these questions.

Table 1: Sex



Response	6	8	10	12	Total	
Male	50.6	47.4	47.9	48.6	48.6	
Female	49.4	52.6	52.1	51.4	51.4	
N of Valid	1790	1947	1717	1443	6897	
N of Miss	12	21	8	6	47	

Table 2: Age











Response	6	8	10	12	Total	
10 or younger	0.1	0.0	0.0	0.0	0.0	
11	60.1	0.0	0.0	0.0	15.6	
12	36.3	0.2	0.0	0.0	9.5	
13	3.5	60.4	0.0	0.0	18.0	
14	0.1	36.0	0.5	0.0	10.4	
15	0.0	3.3	62.5	0.0	16.4	
16	0.0	0.1	34.1	0.8	8.7	
17	0.0	0.0	2.8	65.7	14.4	
18	0.0	0.0	0.1	31.7	6.6	
19 or older	0.0	0.0	0.0	1.9	0.4	
N of Valid	1798	1962	1720	1446	6926	
N of Miss	4	6	5	3	18	

Table 3: Are you Hispanic or Latino?



Response	6	8	10	12	Total	
No	84.3	84.8	89.3	88.2	86.5	
Yes	15.7	15.2	10.7	11.8	13.5	
N of Valid	1666	1917	1690	1435	6708	
N of Miss	136	51	35	14	236	

Table 4: What is your race? Black or African American



Response	6	8	10	12	Total	
No	66.9	66.7	66.8	65.6	66.5	
Yes	33.1	33.3	33.2	34.4	33.5	
N of Valid	1802	1968	1725	1449	6944	
N of Miss	0	0	0	0	0	

Table 5: What is your race? Asian



Response	6	8	10	12	Total	
No	99.1	98.8	98.8	98.6	98.8	
Yes	0.9	1.2	1.2	1.4	1.2	
N of Valid	1802	1968	1725	1449	6944	
N of Miss	0	0	0	0	0	

Table 6: What is your race? American Indian



Response	6	8	10	12	Total	
No	94.1	94.6	94.8	96.2	94.9	
Yes	5.9	5.4	5.2	3.8	5.1	
N of Valid	1802	1968	1725	1449	6944	
N of Miss	0	0	0	0	0	

Table 7: What is your race? Alaska Native



Response	6	8	10	12	Total	
No	99.8	99.8	99.8	99.7	99.8	
Yes	0.2	0.2	0.2	0.3	0.2	
N of Valid	1802	1968	1725	1449	6944	
N of Miss	0	0	0	0	0	

Table 8: What is your race? White



Response	6	8	10	12	Total	
No	48.9	46.2	42.1	42.8	45.2	
Yes	51.1	53.8	57.9	57.2	54.8	
N of Valid	1802	1968	1725	1449	6944	
N of Miss	0	0	0	0	0	

Table 9: What is your race? Native Hawaiian or Other Pacific Islander



Response	6	8	10	12	Total	
No	99.4	99.3	99.9	99.4	99.5	
Yes	0.6	0.7	0.1	0.6	0.5	
N of Valid	1802	1968	1725	1449	6944	
N of Miss	0	0	0	0	0	

Table 10: What is your race? Other



Response	6	8	10	12	Total	
No	85.0	87.3	91.3	91.9	88.7	
Yes	15.0	12.7	8.7	8.1	11.3	
N of Valid	1802	1968	1725	1449	6944	
N of Miss	0	0	0	0	0	

Table 11: What is the highest level of schooling completed by your mother or father?









Response	6	8	10	12	Total	
Completed grade school or less	3.6	2.5	2.3	3.0	2.8	
Some high school	3.1	5.7	7.7	11.5	6.8	
Completed high school	13.3	16.2	20.8	22.2	17.9	
Some college	10.3	14.1	18.0	21.9	15.8	
Completed college	21.0	23.2	26.9	23.9	23.7	
Graduate or professional school after college	8.3	8.9	9.0	7.5	8.5	
Don't know	38.9	27.2	13.2	7.9	22.5	
Does not apply	1.4	2.0	2.0	2.2	1.9	
N of Valid	1680	1916	1691	1432	6719	
N of Miss	122	52	34	17	225	

Table 12: Think of where you live most of the time. Which of the following people live there with you? Mother



Response	6	8	10	12	Total	
No	12.5	14.9	18.0	20.1	16.1	
Yes	87.5	85.1	82.0	79.9	83.9	
N of Valid	1802	1968	1725	1449	6944	
N of Miss	0	0	0	0	0	

Table 13: Think of where you live most of the time. Which of the following people live there with you? Stepmother



Response	6	8	10	12	Total	
No	95.7	94.0	93.7	94.3	94.4	
Yes	4.3	6.0	6.3	5.7	5.6	
N of Valid	1802	1968	1725	1449	6944	
N of Miss	0	0	0	0	0	

Table 14: Think of where you live most of the time. Which of the following people live there with you? Foster Mother

Response	6	8	10	12	Total	
No	99.7	99.6	99.7	99.4	99.6	
Yes	0.3	0.4	0.3	0.6	0.4	
N of Valid	1802	1968	1725	1449	6944	
N of Miss	0	0	0	0	0	

Table 15: Think of where you live most of the time. Which of the following people live there with you? Grandmother

Response	6	8	10	12	Total	
No	84.5	85.9	84.8	86.7	85.4	
Yes	15.5	14.1	15.2	13.3	14.6	
N of Valid	1802	1968	1725	1449	6944	
N of Miss	0	0	0	0	0	

Table 16: Think of where you live most of the time. Which of the following people live there with you? Aunt

Response	6	8	10	12	Total	
No	94.0	95.4	96.1	96.8	95.5	
Yes	6.0	4.6	3.9	3.2	4.5	
N of Valid	1802	1968	1725	1449	6944	
N of Miss	0	0	0	0	0	

Table 17: Think of where you live most of the time. Which of the following people live there with you? Father

Response	6	8	10	12	Total	
No	46.3	48.1	51.0	53.9	49.6	
Yes	53.7	51.9	49.0	46.1	50.4	
N of Valid	1802	1968	1725	1449	6944	
N of Miss	0	0	0	0	0	

Table 18: Think of where you live most of the time. Which of the following people live there with you? Stepfather



Response	6	8	10	12	Total	
No	83.1	83.5	83.7	83.9	83.5	
Yes	16.9	16.5	16.3	16.1	16.5	
N of Valid	1802	1968	1725	1449	6944	
N of Miss	0	0	0	0	0	

Table 19: Think of where you live most of the time. Which of the following people live there with you? Foster Father



Response	6	8	10	12	Total	
No	99.5	99.7	99.7	99.7	99.6	
Yes	0.5	0.3	0.3	0.3	0.4	
N of Valid	1802	1968	1725	1449	6944	
N of Miss	0	0	0	0	0	

Table 20: Think of where you live most of the time. Which of the following people live there with you? Grandfather



Response	6	8	10	12	Total	
No	90.5	93.3	93.2	93.6	92.6	
Yes	9.5	6.7	6.8	6.4	7.4	
N of Valid	1802	1968	1725	1449	6944	
N of Miss	0	0	0	0	0	

Table 21: Think of where you live most of the time. Which of the following people live there with you? Uncle



Response	6	8	10	12	Total	
No	94.4	96.4	96.5	96.5	96.0	
Yes	5.6	3.6	3.5	3.5	4.0	
N of Valid	1802	1968	1725	1449	6944	
N of Miss	0	0	0	0	0	

Table 22: Think of where you live most of the time. Which of the following people live there with you? Other Adults

Response	6	8	10	12	Total	
No	96.4	98.2	97.8	98.0	97.6	
Yes	3.6	1.8	2.2	2.0	2.4	
N of Valid	1802	1968	1725	1449	6944	
N of Miss	0	0	0	0	0	

Table 23: Think of where you live most of the time. Which of the following people live there with you? Brother(s)

Response	6	8	10	12	Total	
No	50.9	55.2	61.0	62.2	57.0	
Yes	49.1	44.8	39.0	37.8	43.0	
N of Valid	1802	1968	1725	1449	6944	
N of Miss	0	0	0	0	0	

Table 24: Think of where you live most of the time. Which of the following people live there with you? Stepbrother(s)

Response	6	8	10	12	Total	
No	95.4	94.6	96.0	96.6	95.6	
Yes	4.6	5.4	4.0	3.4	4.4	
N of Valid	1802	1968	1725	1449	6944	
N of Miss	0	0	0	0	0	

Table 25: Think of where you live most of the time. Which of the following people live there with you? Sister(s)

Response	6	8	10	12	Total	
No	54.2	56.7	62.4	66.5	59.5	
Yes	45.8	43.3	37.6	33.5	40.5	
N of Valid	1802	1968	1725	1449	6944	
N of Miss	0	0	0	0	0	

Table 26: Think of where you live most of the time. Which of the following people live there with you? Stepsister(s)

Response	6	8	10	12	Total	
No	95.6	95.6	97.0	97.2	96.3	
Yes	4.4	4.4	3.0	2.8	3.7	
N of Valid	1802	1968	1725	1449	6944	
N of Miss	0	0	0	0	0	

Table 27: Think of where you live most of the time. Which of the following people live there with you? Other Children

Response	6	8	10	12	Total	
No	94.3	95.5	96.0	93.9	95.0	
Yes	5.7	4.5	4.0	6.1	5.0	
N of Valid	1802	1968	1725	1449	6944	
N of Miss	0	0	0	0	0	

Table 28: In my school, students have lots of chances to help decide things like class activities and rules.

Response	6	8	10	12	Total	
NO!	17.2	15.3	16.4	19.9	17.0	
no	32.0	37.0	37.2	36.5	35.7	
yes	40.5	42.3	40.0	36.2	40.0	
YES!	10.3	5.4	6.5	7.4	7.3	
N of Valid	1745	1933	1702	1442	6822	
N of Miss	57	35	23	7	122	

Table 29: Teachers ask me to work on special classroom projects.

Response	6	8	10	12	Total	
NO!	9.4	10.3	9.1	9.7	9.6	
no	29.0	35.6	41.2	39.5	36.1	
yes	45.4	45.5	42.3	42.9	44.1	
YES!	16.2	8.5	7.5	7.8	10.1	
N of Valid	1757	1931	1703	1439	6830	
N of Miss	45	37	22	10	114	

Table 30: My teacher(s) notices when I am doing a good job and lets me know about it.

Response	6	8	10	12	Total	
NO!	3.6	8.1	7.4	7.9	6.7	
no	13.2	21.0	26.2	21.0	20.3	
yes	46.9	48.6	50.0	53.7	49.6	
YES!	36.2	22.2	16.4	17.4	23.4	
N of Valid	1752	1935	1693	1435	6815	
N of Miss	50	33	32	14	129	

Table 31: There are lots of chances for students in my school to get involved in sports, clubs, and other school activities outside of class.

Response	6	8	10	12	Total	
NO!	5.5	3.6	1.8	3.2	3.6	
no	13.3	8.6	6.8	7.3	9.1	
yes	41.3	43.0	43.7	44.6	43.1	
YES!	39.9	44.9	47.7	44.9	44.3	
N of Valid	1767	1941	1706	1437	6851	
N of Miss	35	27	19	12	93	

Table 32: There are lots of chances for students in my school to talk with a teacher one-on-one.

Response	6	8	10	12	Total	
NO!	5.1	7.1	5.4	6.4	6.0	
no	14.6	22.3	24.7	21.2	20.7	
yes	47.4	47.7	49.9	50.9	48.9	
YES!	32.8	22.9	20.0	21.4	24.4	
N of Valid	1755	1936	1696	1431	6818	
N of Miss	47	32	29	18	126	

Table 33: I feel safe at my school.





Response	6	8	10	12	Total	
NO!	7.6	11.3	10.0	9.8	9.7	
no	10.3	17.0	19.4	15.3	15.5	
yes	40.4	50.8	54.4	55.3	49.9	
YES!	41.7	20.9	16.3	19.6	24.8	
N of Valid	1761	1940	1697	1434	6832	
N of Miss	41	28	28	15	112	

Table 34: The school lets my parents know when I have done something well.





Response	6	8	10	12	Total	
NO!	10.6	16.7	21.8	25.1	18.2	
no	24.7	39.5	46.1	43.1	38.1	
yes	38.6	32.3	26.1	25.9	31.0	
YES!	26.1	11.5	6.0	5.9	12.7	
N of Valid	1747	1936	1698	1431	6812	
N of Miss	55	32	27	18	132	

Table 35: My teachers praise me when I work hard in school.





Response	6	8	10	12	Total	
NO!	10.5	17.3	17.1	16.1	15.3	
no	25.8	38.5	41.5	37.2	35.8	
yes	44.1	36.5	34.6	39.8	38.7	
YES!	19.6	7.7	6.7	6.8	10.3	
N of Valid	1738	1923	1692	1431	6784	
N of Miss	64	45	33	18	160	

Table 36: Are your school grades better than the grades of most students in your class?

Response	6	8	10	12	Total	
NO!	9.4	6.8	6.0	4.0	6.7	
no	28.4	28.1	25.4	23.4	26.5	
yes	43.8	48.4	51.7	52.8	49.0	
YES!	18.5	16.7	16.9	19.7	17.8	
N of Valid	1754	1924	1693	1433	6804	
N of Miss	48	44	32	16	140	

Table 37: I have lots of chances to be part of class discussions or activities.

Response	6	8	10	12	Total	
NO!	3.9	5.1	4.2	4.4	4.4	
no	13.5	18.0	18.5	14.7	16.3	
yes	48.0	55.3	58.7	61.1	55.5	
YES!	34.6	21.7	18.6	19.8	23.8	
N of Valid	1758	1934	1703	1436	6831	
N of Miss	44	34	22	13	113	

Table 38: Now thinking back over the past year in school, how often did you: enjoy being in school?

Response	6	8	10	12	Total	
Never	7.9	8.1	11.0	10.5	9.3	
Seldom	11.8	14.0	17.6	18.3	15.2	
Sometimes	36.0	42.0	41.6	43.6	40.7	
Often	23.8	25.0	22.6	22.3	23.5	
Almost always	20.6	10.8	7.2	5.3	11.3	
N of Valid	1760	1945	1709	1433	6847	
N of Miss	42	23	16	16	97	

Table 39: Now thinking back over the past year in school, how often did you: hate being in school?

Response	6	8	10	12	Total	
Never	15.8	6.9	4.5	4.3	8.0	
Seldom	27.7	23.5	19.8	18.3	22.6	
Sometimes	30.1	36.6	37.1	38.0	35.4	
Often	13.0	19.7	22.5	25.3	19.8	
Almost always	13.4	13.3	16.1	14.1	14.2	
N of Valid	1748	1938	1710	1430	6826	
N of Miss	54	30	15	19	118	

Table 40: Now thinking back over the past year in school, how often did you: try to do your best work in school?

Response	6	8	10	12	Total	
Never	0.3	0.3	0.8	1.0	0.6	
Seldom	1.2	1.3	1.8	2.9	1.8	
Sometimes	4.9	10.5	14.2	15.2	11.0	
Often	17.7	30.6	36.1	35.6	29.7	
Almost always	75.9	57.2	47.1	45.3	57.0	
N of Valid	1744	1934	1704	1426	6808	
N of Miss	58	34	21	23	136	

Table 41: How often do you feel that the school work you are assigned is meaningful and important?

Response	6	8	10	12	Total	
Never	4.3	4.8	6.5	7.9	5.7	
Seldom	7.8	14.6	23.1	23.0	16.7	
Sometimes	20.2	33.4	35.2	37.4	31.3	
Often	32.6	29.2	24.5	23.1	27.6	
Almost always	35.2	18.0	10.7	8.6	18.6	
N of Valid	1738	1932	1707	1425	6802	
N of Miss	64	36	18	24	142	

Table 42: Putting them all together, what were your grades like last year?






Response	6	8	10	12	Total	
Mostly F's	1.2	1.4	0.8	0.4	1.0	
Mostly D's	2.7	3.8	4.2	2.3	3.3	
Mostly C's	13.6	18.1	21.6	18.8	18.0	
Mostly B's	39.3	42.0	37.9	45.0	40.9	
Mostly A's	43.1	34.7	35.4	33.7	36.8	
N of Valid	1620	1830	1648	1408	6506	
N of Miss	182	138	77	41	438	

Table 43: How important do you think the things you are learning in school are going to be for your later life?






Response	6	8	10	12	Total	
Very important	59.2	35.4	19.0	14.6	33.1	
Quite important	21.8	27.1	22.4	20.7	23.3	
Fairly important	13.0	24.5	32.1	34.3	25.5	
Slightly important	4.8	9.9	21.4	23.8	14.4	
Not at all important	1.1	3.0	5.1	6.6	3.8	
N of Valid	1763	1942	1709	1427	6841	
N of Miss	39	26	16	22	103	

Table 44: Do your parents care about your skipping or cutting school?



Response	6	8	10	12	Total	
Yes	93.6	97.0	96.4	93.1	95.1	
No	6.4	3.0	3.6	6.9	4.9	
N of Valid	1771	1939	1702	1428	6840	
N of Miss	31	29	23	21	104	

Table 45: During the LAST FOUR WEEKS how many whole days of school have you missed because you skipped or 'cut'?








Response	6	8	10	12	Total	
None	71.6	76.7	77.1	66.7	73.4	
1	10.1	10.3	9.2	12.4	10.4	
2	6.9	5.7	4.9	6.3	5.9	
3	5.6	3.3	3.9	6.6	4.8	
4-5	4.4	2.8	3.3	5.4	3.9	
6-10	0.8	1.0	1.1	1.7	1.1	
11 or more	0.6	0.3	0.5	0.9	0.6	
N of Valid	1776	1946	1706	1431	6859	
N of Miss	26	22	19	18	85	

Table 46: What are the chances you would be seen as cool if you: smoked cigarettes?






Response	6	8	10	12	Total	
No or very little chance	88.7	70.5	60.4	57.3	69.9	
Little chance	5.6	14.6	17.4	19.8	14.1	
Some chance	2.8	8.7	13.7	13.5	9.4	
Pretty good chance	1.5	4.5	5.4	5.8	4.2	
Very good chance	1.4	1.7	3.2	3.6	2.4	
N of Valid	1736	1925	1698	1419	6778	
N of Miss	66	43	27	30	166	

Table 47: What are the chances you would be seen as cool if you: worked hard at school?






Response	6	8	10	12	Total	
No or very little chance	6.8	9.3	10.6	11.5	9.5	
Little chance	6.8	13.2	16.5	16.2	13.0	
Some chance	14.0	22.3	25.3	27.0	21.9	
Pretty good chance	24.3	26.3	25.5	26.8	25.7	
Very good chance	48.1	28.9	22.1	18.5	30.0	
N of Valid	1749	1939	1687	1420	6795	
N of Miss	53	29	38	29	149	

Table 48: What are the chances you would be seen as cool if you: began drinking alcoholic beverages regularly, that is, at least once or twice a month?






Response	6	8	10	12	Total	
No or very little chance	85.6	63.7	45.3	37.7	59.2	
Little chance	7.2	14.5	15.9	17.4	13.6	
Some chance	3.7	11.6	17.9	19.4	12.8	
Pretty good chance	1.8	6.6	14.9	15.2	9.3	
Very good chance	1.7	3.7	6.0	10.3	5.1	
N of Valid	1732	1929	1689	1422	6772	
N of Miss	70	39	36	27	172	

Table 49: What are the chances you would be seen as cool if you: defended someone who was being bullied?






Response	6	8	10	12	Total	
No or very little chance	8.7	10.3	13.6	12.7	11.2	
Little chance	9.4	13.2	16.0	16.9	13.7	
Some chance	13.0	21.1	26.6	27.2	21.7	
Pretty good chance	21.9	27.6	24.4	26.4	25.1	
Very good chance	47.0	27.9	19.5	16.8	28.4	
N of Valid	1740	1931	1694	1421	6786	
N of Miss	62	37	31	28	158	

Table 50: What are the chances you would be seen as cool if you: smoked marijuana?






Response	6	8	10	12	Total	
No or very little chance	90.9	68.1	48.4	41.9	63.6	
Little chance	3.7	11.6	12.2	15.3	10.5	
Some chance	2.4	6.8	12.7	15.2	8.9	
Pretty good chance	1.2	6.5	12.9	12.8	8.0	
Very good chance	1.8	7.0	13.8	14.9	9.0	
N of Valid	1738	1932	1687	1419	6776	
N of Miss	64	36	38	30	168	

Table 51: What are the chances you would be seen as cool if you: carried a handgun?






Response	6	8	10	12	Total	
No or very little chance	81.3	72.9	66.6	65.7	72.0	
Little chance	7.4	10.7	13.9	16.1	11.8	
Some chance	4.9	7.9	9.8	9.0	7.8	
Pretty good chance	2.5	3.9	5.2	4.2	3.9	
Very good chance	3.9	4.6	4.6	5.1	4.5	
N of Valid	1740	1933	1689	1414	6776	
N of Miss	62	35	36	35	168	

Table 52: What are the chances you would be seen as cool if you: used e-cigarettes, e-cigars or e-hookahs?






Response	6	8	10	12	Total	
No or very little chance	89.3	70.6	53.0	46.9	66.0	
Little chance	4.6	11.0	13.1	14.5	10.6	
Some chance	2.7	8.1	13.8	16.4	9.9	
Pretty good chance	1.3	5.7	11.1	12.5	7.3	
Very good chance	2.1	4.6	9.0	9.7	6.1	
N of Valid	1731	1931	1691	1417	6770	
N of Miss	71	37	34	32	174	

Table 53: What are the chances you would be seen as cool if you: bullied someone or cyber bullied someone?






Response	6	8	10	12	Total	
No or very little chance	83.1	71.9	69.9	68.5	73.6	
Little chance	8.9	13.7	14.6	15.1	13.0	
Some chance	3.1	7.1	9.1	8.8	6.9	
Pretty good chance	2.0	4.2	4.2	4.8	3.8	
Very good chance	2.9	3.1	2.2	2.7	2.8	
N of Valid	1741	1932	1695	1420	6788	
N of Miss	61	36	30	29	156	

Table 54: Think of your four best friends (the friends you feel closest to). In the past year (12 months), how many of your best friends have: participated in clubs, organizations or activities at school?






Response	6	8	10	12	Total	
0	18.4	12.1	11.7	11.3	13.5	
1	15.1	10.4	10.2	11.3	11.8	
2	15.3	18.4	21.2	18.1	18.2	
3	16.2	16.8	17.2	14.5	16.2	
4	35.1	42.2	39.7	44.8	40.3	
N of Valid	1726	1919	1682	1412	6739	
N of Miss	76	49	43	37	205	

Table 55: Think of your four best friends (the friends you feel closest to). In the past year (12 months), how many of your best friends have: smoked cigarettes?






Response	6	8	10	12	Total	
0	91.7	74.3	55.5	47.3	68.4	
1	4.6	13.1	17.5	20.0	13.5	
2	1.7	6.4	12.2	13.1	8.0	
3	1.0	3.3	7.1	9.1	4.9	
4	0.9	2.9	7.7	10.5	5.2	
N of Valid	1745	1913	1684	1415	6757	
N of Miss	57	55	41	34	187	

Table 56: Think of your four best friends (the friends you feel closest to). In the past year (12 months), how many of your best friends have: tried beer, wine or hard liquor (for example, vodka, whiskey, or gin) when their parents didn't know about it?






Response	6	8	10	12	Total	
0	84.1	57.8	34.2	25.6	51.9	
1	8.9	15.5	15.6	13.6	13.4	
2	3.4	10.8	16.6	14.9	11.2	
3	1.8	5.6	10.3	14.3	7.6	
4	1.8	10.3	23.2	31.7	15.8	
N of Valid	1744	1917	1682	1416	6759	
N of Miss	58	51	43	33	185	

Table 57: Think of your four best friends (the friends you feel closest to). In the past year (12 months), how many of your best friends have: used e-cigarettes, e-cigars, or e-hookahs?






Response	6	8	10	12	Total	
0	94.3	80.1	58.5	49.9	72.1	
1	3.2	9.4	15.4	16.0	10.7	
2	1.1	4.4	9.8	12.3	6.6	
3	0.8	2.8	6.4	7.4	4.1	
4	0.5	3.3	9.9	14.3	6.6	
N of Valid	1748	1916	1681	1415	6760	
N of Miss	54	52	44	34	184	

Table 58: Think of your four best friends (the friends you feel closest to). In the past year (12 months), how many of your best friends have: used marijuana?






Response	6	8	10	12	Total	
0	95.7	78.4	51.7	44.5	69.1	
1	2.5	9.3	16.4	14.1	10.3	
2	0.9	5.4	12.5	13.4	7.7	
3	0.3	2.3	8.3	11.0	5.1	
4	0.6	4.6	11.0	17.1	7.8	
N of Valid	1736	1910	1678	1415	6739	
N of Miss	66	58	47	34	205	

Table 59: Think of your four best friends (the friends you feel closest to). In the past year (12 months), how many of your best friends have: used prescription drugs or non-prescription drugs for the purpose of getting high?






Response	6	8	10	12	Total	
0	95.9	87.0	71.9	70.2	82.0	
1	2.1	6.8	12.3	12.0	8.1	
2	1.0	2.7	7.7	7.6	4.6	
3	0.5	1.2	3.5	3.6	2.1	
4	0.5	2.3	4.5	6.5	3.3	
N of Valid	1737	1910	1682	1413	6742	
N of Miss	65	58	43	36	202	

Table 60: Think of your four best friends (the friends you feel closest to). In the past year (12 months), how many of your best friends have: used synthetic marijuana (K2, spice) or bath salts?






Response	6	8	10	12	Total	
0	98.3	93.2	85.6	84.3	90.7	
1	1.0	3.4	7.3	7.5	4.6	
2	0.3	1.7	3.4	4.0	2.2	
3	0.2	0.9	1.4	1.4	0.9	
4	0.2	0.8	2.3	2.8	1.4	
N of Valid	1737	1916	1682	1413	6748	
N of Miss	65	52	43	36	196	

Table 61: Think of your four best friends (the friends you feel closest to). In the past year (12 months), how many of your best friends have: used LSD, cocaine, amphetamines, or other illegal drugs?






Response	6	8	10	12	Total	
0	97.5	93.2	90.3	88.6	92.6	
1	1.8	3.6	5.7	5.6	4.1	
2	0.3	1.8	1.6	2.0	1.4	
3	0.1	0.6	0.8	1.5	0.7	
4	0.3	0.8	1.5	2.3	1.2	
N of Valid	1732	1911	1682	1411	6736	
N of Miss	70	57	43	38	208	

Table 62: Think of your four best friends (the friends you feel closest to). In the past year (12 months), how many of your best friends have: been bullied?






Response	6	8	10	12	Total	
0	35.4	42.7	58.4	67.1	49.9	
1	25.6	21.5	17.9	15.4	20.4	
2	15.0	15.4	10.7	8.1	12.6	
3	7.3	7.2	4.3	4.4	5.9	
4	16.7	13.1	8.6	5.0	11.2	
N of Valid	1733	1912	1677	1412	6734	
N of Miss	69	56	48	37	210	

Table 63: Think of your four best friends (the friends you feel closest to). In the past year (12 months), how many of your best friends have: been suspended from school?






Response	6	8	10	12	Total	
0	67.4	56.6	59.5	67.3	62.3	
1	17.4	19.5	18.3	15.5	17.8	
2	6.3	10.8	10.6	8.6	9.1	
3	3.2	5.1	4.8	3.5	4.2	
4	5.7	8.0	6.8	5.2	6.5	
N of Valid	1737	1915	1682	1414	6748	
N of Miss	65	53	43	35	196	

Table 64: Think of your four best friends (the friends you feel closest to). In the past year (12 months), how many of your best friends have: carried a handgun?






Response	6	8	10	12	Total	
0	93.8	91.4	89.7	88.5	91.0	
1	2.8	3.9	5.3	4.7	4.1	
2	1.4	1.8	2.2	2.6	2.0	
3	0.7	0.9	1.1	1.3	1.0	
4	1.2	2.0	1.8	2.8	1.9	
N of Valid	1739	1912	1676	1412	6739	
N of Miss	63	56	49	37	205	

Table 65: Think of your four best friends (the friends you feel closest to). In the past year (12 months), how many of your best friends have: sold illegal drugs?






Response	6	8	10	12	Total	
0	98.1	92.8	84.6	81.5	89.7	
1	1.3	3.9	8.0	9.0	5.3	
2	0.2	1.4	3.7	4.5	2.3	
3	0.2	0.9	1.5	2.4	1.2	
4	0.2	0.9	2.2	2.6	1.4	
N of Valid	1720	1902	1677	1408	6707	
N of Miss	82	66	48	41	237	

Table 66: Think of your four best friends (the friends you feel closest to). In the past year (12 months), how many of your best friends have: regularly attended religious services?






Response	6	8	10	12	Total	
0	32.5	26.8	20.9	19.4	25.2	
1	8.2	9.9	12.0	14.1	10.9	
2	9.9	14.4	19.3	24.0	16.5	
3	10.6	16.2	18.9	17.7	15.8	
4	38.8	32.7	28.9	24.9	31.6	
N of Valid	1681	1897	1671	1410	6659	
N of Miss	121	71	54	39	285	

Table 67: Think of your four best friends (the friends you feel closest to). In the past year (12 months), how many of your best friends have: stolen or tried to steal a motor vehicle such as a car or motorcycle?






Response	6	8	10	12	Total	
0	96.9	95.0	93.6	94.5	95.0	
1	2.2	3.2	3.4	3.1	3.0	
2	0.3	0.7	1.4	0.8	0.8	
3	0.3	0.3	0.8	0.4	0.4	
4	0.3	0.7	0.8	1.1	0.7	
N of Valid	1742	1912	1678	1414	6746	
N of Miss	60	56	47	35	198	

Table 68: Think of your four best friends (the friends you feel closest to). In the past year (12 months), how many of your best friends have: been arrested?






Response	6	8	10	12	Total	
0	93.8	87.2	83.4	80.9	86.6	
1	4.1	8.1	8.8	11.8	8.0	
2	1.5	2.5	4.8	4.5	3.2	
3	0.2	0.8	1.3	1.1	0.8	
4	0.4	1.5	1.7	1.7	1.3	
N of Valid	1738	1908	1678	1414	6738	
N of Miss	64	60	47	35	206	

Table 69: Think of your four best friends (the friends you feel closest to). In the past year (12 months), how many of your best friends have: dropped out of school?






Response	6	8	10	12	Total	
0	94.4	95.0	90.4	86.8	92.0	
1	3.8	3.3	7.4	9.0	5.6	
2	1.1	0.6	1.2	2.5	1.3	
3	0.2	0.4	0.5	0.7	0.4	
4	0.4	0.7	0.5	1.0	0.6	
N of Valid	1742	1910	1679	1410	6741	
N of Miss	60	58	46	39	203	

Table 70: Think of your four best friends (the friends you feel closest to). In the past year (12 months), how many of your best friends have: been members of a gang?






Response	6	8	10	12	Total	
0	91.9	86.8	87.0	89.4	88.7	
1	3.1	5.6	4.6	4.6	4.5	
2	1.7	2.5	2.5	1.9	2.2	
3	0.7	1.5	1.3	1.0	1.1	
4	2.5	3.6	4.5	3.1	3.5	
N of Valid	1734	1910	1674	1412	6730	
N of Miss	68	58	51	37	214	

Table 71: How old were you when you first: smoked marijuana?










Response	6	8	10	12	Total	
Never	98.2	90.3	74.2	59.9	82.0	
10 or younger	0.6	1.1	1.6	1.6	1.2	
11	0.7	1.3	1.9	1.0	1.2	
12	0.4	2.3	2.8	2.4	1.9	
13	0.0	4.1	5.0	4.1	3.3	
14	0.0	0.9	7.0	5.6	3.2	
15	0.1	0.0	6.5	9.1	3.6	
16	0.0	0.0	0.9	10.6	2.4	
17 or older	0.0	0.0	0.1	5.7	1.2	
N of Valid	1746	1909	1682	1410	6747	
N of Miss	56	59	43	39	197	

Table 72: How old were you when you first: smoked a cigarette, even just a puff?










Response	6	8	10	12	Total	
Never	91.5	74.8	63.9	53.6	72.0	
10 or younger	5.6	7.9	8.9	7.5	7.5	
11	2.1	4.8	4.1	2.6	3.5	
12	0.7	6.4	4.4	4.7	4.1	
13	0.0	5.1	5.6	4.2	3.7	
14	0.0	0.9	6.6	5.5	3.0	
15	0.0	0.1	5.3	7.7	3.0	
16	0.0	0.0	1.2	8.2	2.0	
17 or older	0.1	0.1	0.0	5.9	1.3	
N of Valid	1748	1917	1685	1412	6762	
N of Miss	54	51	40	37	182	

Table 73: How old were you when you first: had more than a sip or two of beer, wine or hard liquor (for example, vodka, whiskey, or gin)?










Response	6	8	10	12	Total	
Never	81.7	61.1	40.3	29.3	54.6	
10 or younger	11.9	10.8	9.4	7.7	10.1	
11	4.7	5.9	5.2	3.8	5.0	
12	1.4	9.1	6.4	5.2	5.6	
13	0.2	10.0	9.3	6.4	6.6	
14	0.1	2.8	13.7	8.6	6.0	
15	0.0	0.3	12.7	11.6	5.7	
16	0.0	0.0	2.7	15.5	3.9	
17 or older	0.1	0.1	0.2	11.9	2.6	
N of Valid	1745	1913	1683	1411	6752	
N of Miss	57	55	42	38	192	

Table 74: How old were you when you first: began drinking alcoholic beverages regularly, that is, at least once or twice a month?










Response	6	8	10	12	Total	
Never	98.2	90.5	77.5	64.0	83.8	
10 or younger	0.8	1.3	1.2	1.0	1.1	
11	0.7	1.1	0.8	0.9	0.9	
12	0.1	2.2	1.4	0.9	1.2	
13	0.1	3.3	3.9	2.0	2.4	
14	0.0	1.4	5.5	3.0	2.4	
15	0.0	0.2	7.3	7.3	3.4	
16	0.0	0.0	2.0	11.0	2.8	
17 or older	0.1	0.0	0.2	10.0	2.2	
N of Valid	1746	1914	1683	1409	6752	
N of Miss	56	54	42	40	192	

Table 75: How old were you when you first: used Daztrex?


Response	6	8	10	12	Total	
Never	100.0	100.0	100.0	100.0	100.0	
10 or younger	0.0	0.0	0.0	0.0	0.0	
11	0.0	0.0	0.0	0.0	0.0	
12	0.0	0.0	0.0	0.0	0.0	
13	0.0	0.0	0.0	0.0	0.0	
14	0.0	0.0	0.0	0.0	0.0	
15	0.0	0.0	0.0	0.0	0.0	
16	0.0	0.0	0.0	0.0	0.0	
17 or older	0.0	0.0	0.0	0.0	0.0	
N of Valid	1702	1901	1679	1405	6687	
N of Miss	100	67	46	44	257	

Table 76: How old were you when you first: got suspended from school?










Response	6	8	10	12	Total	
Never	84.2	73.1	72.0	70.8	75.2	
10 or younger	9.2	8.4	7.2	6.2	7.8	
11	5.2	4.8	4.0	2.5	4.2	
12	1.4	6.3	2.9	4.5	3.8	
13	0.1	6.0	4.9	3.3	3.6	
14	0.0	1.1	4.9	3.3	2.2	
15	0.0	0.2	3.7	3.5	1.7	
16	0.0	0.0	0.5	3.7	0.9	
17 or older	0.0	0.0	0.0	2.3	0.5	
N of Valid	1736	1908	1684	1409	6737	
N of Miss	66	60	41	40	207	

Table 77: How old were you when you first: got arrested?










Response	6	8	10	12	Total	
Never	98.3	96.4	94.4	91.3	95.3	
10 or younger	0.8	0.7	1.1	0.4	0.8	
11	0.6	0.4	0.2	0.4	0.4	
12	0.2	0.7	0.8	0.4	0.5	
13	0.1	1.2	0.8	1.2	0.8	
14	0.0	0.6	1.2	1.1	0.7	
15	0.0	0.0	1.2	1.8	0.7	
16	0.0	0.0	0.4	2.3	0.6	
17 or older	0.0	0.0	0.0	1.3	0.3	
N of Valid	1744	1920	1687	1410	6761	
N of Miss	58	48	38	39	183	

Table 78: How old were you when you first: carried a handgun?










Response	6	8	10	12	Total	
Never	93.7	93.2	93.4	92.1	93.2	
10 or younger	2.8	1.8	1.5	1.6	1.9	
11	2.5	1.2	0.6	0.6	1.3	
12	0.7	1.6	0.9	0.6	1.0	
13	0.2	1.2	0.7	0.4	0.7	
14	0.0	0.9	1.6	0.9	0.8	
15	0.0	0.1	0.7	1.3	0.5	
16	0.0	0.0	0.5	0.8	0.3	
17 or older	0.1	0.0	0.2	1.8	0.4	
N of Valid	1746	1911	1687	1407	6751	
N of Miss	56	57	38	42	193	

Table 79: How old were you when you first: used e-cigarettes, e-cigars, or e-hookahs?










Response	6	8	10	12	Total	
Never	96.8	88.2	75.9	68.6	83.3	
10 or younger	1.2	0.6	0.8	0.1	0.7	
11	1.2	0.9	0.5	0.1	0.7	
12	0.6	2.9	0.7	0.2	1.2	
13	0.2	6.1	2.4	0.7	2.5	
14	0.0	1.3	7.6	0.9	2.4	
15	0.0	0.1	9.8	3.5	3.2	
16	0.0	0.0	2.0	14.2	3.5	
17 or older	0.0	0.0	0.3	11.6	2.5	
N of Valid	1743	1919	1687	1408	6757	
N of Miss	59	49	38	41	187	

Table 80: How old were you when you first: belonged to a gang?










Response	6	8	10	12	Total	
Never	96.8	95.1	94.4	95.3	95.4	
10 or younger	1.5	1.0	1.2	1.0	1.2	
11	1.1	0.6	0.7	0.4	0.7	
12	0.3	1.1	1.1	0.7	0.8	
13	0.1	1.1	0.7	0.6	0.7	
14	0.1	0.8	0.7	0.6	0.5	
15	0.0	0.1	0.7	0.4	0.3	
16	0.0	0.0	0.4	0.6	0.2	
17 or older	0.0	0.1	0.1	0.5	0.1	
N of Valid	1745	1914	1686	1412	6757	
N of Miss	57	54	39	37	187	

Table 81: How old were you when you first: used prescription drugs not prescribed to you?










Response	6	8	10	12	Total	
Never	97.8	94.2	87.2	83.9	91.2	
10 or younger	1.3	1.5	1.3	0.9	1.3	
11	0.7	1.0	0.8	0.5	0.8	
12	0.1	1.3	1.1	1.1	0.9	
13	0.1	1.4	2.0	1.2	1.1	
14	0.0	0.5	3.9	2.7	1.7	
15	0.0	0.0	3.1	2.6	1.3	
16	0.0	0.0	0.7	3.9	1.0	
17 or older	0.0	0.1	0.0	3.3	0.7	
N of Valid	1743	1918	1690	1409	6760	
N of Miss	59	50	35	40	184	

Table 82: How wrong do you think it is for someone your age to: take a handgun to school?

Response	6	8	10	12	Total	
Very wrong	92.0	83.4	84.4	85.6	86.3	
Wrong	6.0	11.9	11.2	8.2	9.4	
A little bit wrong	1.5	3.6	3.4	4.5	3.2	
Not at all wrong	0.6	1.2	1.1	1.6	1.1	
N of Valid	1764	1930	1694	1410	6798	
N of Miss	38	38	31	39	146	

Table 83: How wrong do you think it is for someone your age to: steal anything?

Response	6	8	10	12	Total	
Very wrong	78.1	61.5	65.9	69.4	68.5	
Wrong	17.3	30.5	26.5	23.8	24.7	
A little bit wrong	3.8	6.5	6.8	6.0	5.8	
Not at all wrong	0.8	1.5	0.8	0.9	1.0	
N of Valid	1756	1927	1691	1407	6781	
N of Miss	46	41	34	42	163	

Table 84: How wrong do you think it is for someone your age to: pick a fight with someone?

Response	6	8	10	12	Total	
Very wrong	65.2	46.6	45.1	50.9	51.9	
Wrong	23.9	31.7	31.6	30.5	29.4	
A little bit wrong	8.6	18.1	19.9	14.9	15.4	
Not at all wrong	2.4	3.5	3.4	3.7	3.2	
N of Valid	1751	1919	1682	1403	6755	
N of Miss	51	49	43	46	189	

Table 85: How wrong do you think it is for someone your age to: attack someone with the idea of seriously hurting them?





Response	6	8	10	12	Total	
Very wrong	90.2	78.5	71.5	72.5	78.5	
Wrong	6.6	14.6	19.1	17.6	14.3	
A little bit wrong	2.2	5.0	7.0	7.6	5.3	
Not at all wrong	1.0	1.9	2.4	2.4	1.9	
N of Valid	1753	1926	1681	1402	6762	
N of Miss	49	42	44	47	182	

Table 86: How wrong do you think it is for someone your age to: stay away from school all day when their parents think they are at school?





Response	6	8	10	12	Total	
Very wrong	86.4	65.5	53.5	49.1	64.5	
Wrong	9.7	23.4	28.5	28.3	22.2	
A little bit wrong	2.7	8.3	14.3	17.5	10.2	
Not at all wrong	1.2	2.8	3.7	5.1	3.1	
N of Valid	1751	1928	1689	1404	6772	
N of Miss	51	40	36	45	172	

Table 87: How wrong do you think it is for someone your age to: drink beer, wine or hard liquor (for example, vodka, whiskey, or gin) regularly?





Response	6	8	10	12	Total	
Very wrong	89.2	64.6	44.9	38.1	60.6	
Wrong	6.7	19.1	23.5	22.4	17.7	
A little bit wrong	3.0	11.8	21.3	26.3	14.9	
Not at all wrong	1.1	4.6	10.2	13.2	6.9	
N of Valid	1754	1926	1688	1406	6774	
N of Miss	48	42	37	43	170	

Table 88: How wrong do you think it is for someone your age to: smoke cigarettes?


Response	6	8	10	12	Total	
Very wrong	91.8	72.9	55.1	47.6	68.1	
Wrong	5.5	15.7	23.3	21.4	16.2	
A little bit wrong	1.5	8.5	14.7	17.9	10.2	
Not at all wrong	1.2	2.9	7.0	13.1	5.6	
N of Valid	1748	1925	1689	1403	6765	
N of Miss	54	43	36	46	179	

Table 89: How wrong do you think it is for someone your age to: smoke marijuana?


Response	6	8	10	12	Total	
Very wrong	94.4	77.0	57.7	51.1	71.3	
Wrong	3.1	11.5	16.7	15.3	11.4	
A little bit wrong	1.4	6.4	13.0	15.6	8.7	
Not at all wrong	1.1	5.1	12.5	18.1	8.6	
N of Valid	1755	1923	1691	1401	6770	
N of Miss	47	45	34	48	174	

Table 90: How wrong do you think it is for someone your age to: use prescription drugs or non-prescription drugs for the purpose of getting high?


Response	6	8	10	12	Total	
Very wrong	95.0	86.2	75.9	73.1	83.2	
Wrong	3.0	9.8	15.8	16.3	10.9	
A little bit wrong	1.0	2.2	5.7	6.8	3.7	
Not at all wrong	0.9	1.8	2.6	3.7	2.2	
N of Valid	1752	1927	1687	1404	6770	
N of Miss	50	41	38	45	174	

Table 91: How wrong do you think it is for someone your age to: use synthetic marijuana (K2, spice) or bath salts?





Response	6	8	10	12	Total	
Very wrong	96.0	88.6	82.6	82.5	87.7	
Wrong	2.9	7.8	12.7	11.1	8.5	
A little bit wrong	0.5	1.9	3.0	3.6	2.2	
Not at all wrong	0.6	1.7	1.7	2.9	1.7	
N of Valid	1747	1924	1692	1403	6766	
N of Miss	55	44	33	46	178	

Table 92: How wrong do you think it is for someone your age to: use LSD, cocaine, amphetamines or another illegal drug?





Response	6	8	10	12	Total	
Very wrong	96.6	91.3	89.1	87.3	91.3	
Wrong	2.4	6.4	8.5	8.2	6.3	
A little bit wrong	0.6	1.0	1.2	2.6	1.3	
Not at all wrong	0.5	1.3	1.1	1.9	1.2	
N of Valid	1745	1927	1692	1402	6766	
N of Miss	57	41	33	47	178	

Table 93: How wrong do you think it is for someone your age to: use e-cigarettes, e-cigars or e-hookahs?





Response	6	8	10	12	Total	
Very wrong	90.7	74.5	55.0	46.5	68.0	
Wrong	5.8	12.8	15.8	15.1	12.2	
A little bit wrong	1.9	7.1	16.2	18.0	10.3	
Not at all wrong	1.5	5.6	13.0	20.4	9.5	
N of Valid	1744	1924	1686	1403	6757	
N of Miss	58	44	39	46	187	

Table 94: At school during the past 12 months, did you receive help from the resource teacher, speech therapist or other special education teacher?



Response	6	8	10	12	Total	
No	76.0	86.9	89.3	91.5	85.6	
Yes	24.0	13.1	10.7	8.5	14.4	
N of Valid	1571	1708	1533	1265	6077	
N of Miss	231	260	192	184	867	

Table 95: How many times in the past year (12 months) have you: been suspended from school?









Response	6	8	10	12	Total	
Never	87.3	82.4	86.0	87.7	85.7	
1 to 2 times	9.8	12.7	11.2	9.8	11.0	
3 to 5 times	1.9	3.3	1.9	1.6	2.3	
6 to 9 times	0.4	1.0	0.3	0.2	0.5	
10 to 19 times	0.3	0.3	0.3	0.4	0.3	
20 to 29 times	0.1	0.1	0.0	0.1	0.1	
30 to 39 times	0.1	0.1	0.1	0.0	0.1	
40+ times	0.2	0.1	0.3	0.2	0.2	
N of Valid	1751	1922	1673	1402	6748	
N of Miss	51	46	52	47	196	

Table 96: How many times in the past year (12 months) have you: carried a handgun?









Response	6	8	10	12	Total	
Never	95.1	93.7	93.9	93.7	94.1	
1 to 2 times	2.6	2.8	1.8	2.1	2.4	
3 to 5 times	1.0	1.1	1.6	0.7	1.1	
6 to 9 times	0.4	0.9	0.7	0.8	0.7	
10 to 19 times	0.5	0.3	0.9	0.6	0.6	
20 to 29 times	0.1	0.0	0.1	0.1	0.1	
30 to 39 times	0.1	0.1	0.0	0.2	0.1	
40+ times	0.2	1.0	1.0	1.7	1.0	
N of Valid	1745	1914	1663	1398	6720	
N of Miss	57	54	62	51	224	

Table 97: How many times in the past year (12 months) have you: sold illegal drugs?









Response	6	8	10	12	Total	
Never	99.2	98.3	95.1	93.7	96.8	
1 to 2 times	0.4	0.9	2.2	2.3	1.4	
3 to 5 times	0.1	0.4	0.5	1.2	0.5	
6 to 9 times	0.1	0.2	0.7	0.6	0.4	
10 to 19 times	0.0	0.0	0.5	0.9	0.3	
20 to 29 times	0.1	0.1	0.1	0.1	0.1	
30 to 39 times	0.0	0.0	0.1	0.2	0.1	
40+ times	0.1	0.1	0.7	0.9	0.4	
N of Valid	1741	1905	1665	1390	6701	
N of Miss	61	63	60	59	243	

Table 98: How many times in the past year (12 months) have you: stolen or tried to steal a motor vehicle such as a car or motorcycle?









Response	6	8	10	12	Total	
Never	98.4	98.8	98.3	98.9	98.6	
1 to 2 times	1.1	0.9	1.2	0.3	0.9	
3 to 5 times	0.2	0.1	0.1	0.4	0.2	
6 to 9 times	0.1	0.0	0.1	0.1	0.1	
10 to 19 times	0.1	0.0	0.1	0.1	0.1	
20 to 29 times	0.0	0.1	0.1	0.1	0.1	
30 to 39 times	0.0	0.1	0.0	0.2	0.1	
40+ times	0.1	0.0	0.1	0.1	0.1	
N of Valid	1747	1913	1666	1399	6725	
N of Miss	55	55	59	50	219	

Table 99: How many times in the past year (12 months) have you: participated in clubs, organizations or activities at school?









Response	6	8	10	12	Total	
Never	36.4	32.5	30.6	27.6	32.0	
1 to 2 times	26.7	21.8	15.6	13.2	19.7	
3 to 5 times	14.8	14.9	13.8	13.7	14.4	
6 to 9 times	6.7	8.6	8.5	9.4	8.3	
10 to 19 times	4.4	6.7	7.2	9.6	6.9	
20 to 29 times	1.8	3.2	4.1	6.3	3.7	
30 to 39 times	0.6	1.7	2.3	2.6	1.8	
40+ times	8.5	10.5	17.8	17.5	13.3	
N of Valid	1733	1912	1669	1397	6711	
N of Miss	69	56	56	52	233	

Table 100: How many times in the past year (12 months) have you: been arrested?








Response	6	8	10	12	Total	
Never	98.3	96.7	96.1	95.7	96.8	
1 to 2 times	1.1	2.6	3.0	3.1	2.4	
3 to 5 times	0.3	0.5	0.5	0.6	0.5	
6 to 9 times	0.1	0.1	0.1	0.3	0.1	
10 to 19 times	0.2	0.2	0.1	0.0	0.1	
20 to 29 times	0.0	0.0	0.1	0.0	0.0	
30 to 39 times	0.0	0.0	0.0	0.0	0.0	
40+ times	0.0	0.0	0.1	0.2	0.1	
N of Valid	1746	1907	1673	1397	6723	
N of Miss	56	61	52	52	221	

Table 101: How many times in the past year (12 months) have you: attacked someone with the idea of seriously hurting them?


Response	6	8	10	12	Total	
Never	91.6	89.3	89.1	89.7	89.9	
1 to 2 times	6.2	7.3	7.4	6.2	6.8	
3 to 5 times	1.0	2.4	2.0	2.2	1.9	
6 to 9 times	0.3	0.4	0.5	1.1	0.6	
10 to 19 times	0.1	0.4	0.3	0.4	0.3	
20 to 29 times	0.2	0.0	0.2	0.1	0.1	
30 to 39 times	0.1	0.0	0.1	0.1	0.0	
40+ times	0.5	0.4	0.5	0.4	0.4	
N of Valid	1748	1909	1673	1395	6725	
N of Miss	54	59	52	54	219	

Table 102: How many times in the past year (12 months) have you: been drunk or high at school?


Response	6	8	10	12	Total	
Never	98.7	94.5	87.6	83.4	91.6	
1 to 2 times	0.7	3.6	6.5	6.0	4.0	
3 to 5 times	0.2	0.9	2.4	3.0	1.5	
6 to 9 times	0.1	0.2	1.0	2.2	0.8	
10 to 19 times	0.1	0.3	1.0	1.6	0.7	
20 to 29 times	0.0	0.3	0.4	0.8	0.3	
30 to 39 times	0.1	0.1	0.2	0.6	0.2	
40+ times	0.1	0.3	1.1	2.4	0.9	
N of Valid	1745	1906	1672	1401	6724	
N of Miss	57	62	53	48	220	

Table 103: How many times in the past year (12 months) have you: taken a handgun to school?









Response	6	8	10	12	Total	
Never	99.4	99.7	99.2	98.4	99.2	
1 to 2 times	0.5	0.1	0.2	0.7	0.4	
3 to 5 times	0.0	0.1	0.3	0.2	0.1	
6 to 9 times	0.0	0.0	0.1	0.1	0.0	
10 to 19 times	0.1	0.1	0.1	0.2	0.1	
20 to 29 times	0.1	0.0	0.0	0.1	0.0	
30 to 39 times	0.0	0.0	0.0	0.1	0.0	
40+ times	0.0	0.1	0.2	0.1	0.1	
N of Valid	1743	1911	1663	1399	6716	
N of Miss	59	57	62	50	228	

Table 104: Are you currently on probation, or assigned a probation officer with Juvenile Court?



Response	6	8	10	12	Total	
No	98.2	97.1	97.8	97.8	97.7	
Yes	1.8	2.9	2.2	2.2	2.3	
N of Valid	1573	1718	1557	1284	6132	
N of Miss	229	250	168	165	812	

Table 105: Have you ever belonged to a gang?






Response	6	8	10	12	Total	
No	94.6	92.1	91.5	92.1	92.6	
No, but would like to	1.4	1.8	1.7	2.1	1.7	
Yes, in the past	2.6	3.9	3.3	2.6	3.1	
Yes, belong now	1.1	2.1	3.3	3.1	2.3	
Yes, but would like to get out	0.3	0.1	0.2	0.2	0.2	
N of Valid	1755	1913	1679	1401	6748	
N of Miss	47	55	46	48	196	

Table 106: If you have ever belonged to a gang, did that gang have a name?

Response	6	8	10	12	Total	
No	9.3	7.9	10.8	12.7	10.0	
Yes	3.4	6.1	6.6	6.0	5.5	
I have never belonged to a gang	87.3	86.0	82.6	81.3	84.5	
N of Valid	1728	1909	1661	1374	6672	
N of Miss	74	59	64	75	272	

Table 107: You are at a party at someone's house, and one of your friends offers you a drink containing alcohol. What would you say or do?

Response	6	8	10	12	Total	
Drink it	4.0	19.4	34.2	43.8	24.2	
Tell your friend, 'No thanks, I don't drink' and suggest that you and your friend go and do something else	43.7	39.6	27.1	22.0	33.9	
Just say, 'No thanks' and walk away	35.6	29.8	30.1	28.4	31.1	
Make up a good excuse, tell your friend you had something else to do, and leave	16.7	11.2	8.5	5.8	10.8	
N of Valid	1717	1890	1665	1391	6663	
N of Miss	85	78	60	58	281	

Table 108: How often do you attend religious services or activities?

Response	6	8	10	12	Total	
Never	19.0	12.9	9.0	11.2	13.1	
Rarely	16.8	18.5	21.1	21.9	19.4	
1-2 Times a Month	11.0	11.3	15.6	16.9	13.5	
About Once a Week or More	53.3	57.3	54.3	50.0	54.0	
N of Valid	1695	1902	1671	1393	6661	
N of Miss	107	66	54	56	283	

Table 109: I think sometimes it's okay to cheat at school.





Response	6	8	10	12	Total	
NO!	68.4	34.7	19.9	19.7	36.6	
no	23.5	41.1	36.9	32.9	33.8	
yes	7.1	21.2	36.8	38.8	25.1	
YES!	1.0	3.1	6.5	8.6	4.5	
N of Valid	1730	1914	1667	1394	6705	
N of Miss	72	54	58	55	239	

Table 110: It is important to think before you act.





Response	6	8	10	12	Total	
NO!	3.1	2.3	1.7	2.0	2.3	
no	2.2	3.2	2.8	2.5	2.7	
yes	19.8	33.0	36.0	29.9	29.7	
YES!	75.0	61.6	59.5	65.6	65.3	
N of Valid	1726	1909	1665	1394	6694	
N of Miss	76	59	60	55	250	

Table 111: Sometimes I think that life is not worth it.





Response	6	8	10	12	Total	
NO!	59.8	46.1	42.9	46.3	48.8	
no	18.0	21.9	24.9	25.7	22.5	
yes	14.7	21.0	23.6	19.9	19.8	
YES!	7.6	11.0	8.6	8.1	8.9	
N of Valid	1685	1885	1652	1383	6605	
N of Miss	117	83	73	66	339	

Table 112: At times I think I am no good at all.

Response	6	8	10	12	Total	
NO!	37.1	32.3	30.2	33.8	33.3	
no	23.6	24.5	25.8	26.5	25.0	
yes	27.7	30.2	31.4	29.8	29.8	
YES!	11.5	12.9	12.6	9.9	11.8	
N of Valid	1697	1886	1648	1378	6609	
N of Miss	105	82	77	71	335	

Table 113: All in all, I am inclined to think that I am a failure.

Response	6	8	10	12	Total	
NO!	55.7	46.2	44.5	49.2	48.8	
no	24.8	30.6	32.5	32.4	30.0	
yes	13.7	15.3	16.9	13.5	14.9	
YES!	5.8	7.9	6.1	4.9	6.3	
N of Valid	1689	1888	1655	1385	6617	
N of Miss	113	80	70	64	327	

Table 114: In the past year, have you felt depressed or sad MOST days, even if you felt okay sometimes?

Response	6	8	10	12	Total	
NO!	30.4	31.2	26.8	30.8	29.8	
no	20.2	19.8	24.2	24.1	21.9	
yes	31.3	29.3	28.7	27.2	29.2	
YES!	18.2	19.8	20.3	17.9	19.1	
N of Valid	1702	1896	1656	1385	6639	
N of Miss	100	72	69	64	305	

Table 115: It is all right to beat up people if they start the fight.





Response	6	8	10	12	Total	
NO!	49.0	29.1	22.3	25.6	31.8	
no	18.1	22.0	19.1	17.9	19.4	
yes	17.8	24.6	28.9	27.7	24.6	
YES!	15.1	24.4	29.6	28.8	24.2	
N of Valid	1706	1893	1656	1388	6643	
N of Miss	96	75	69	61	301	

Table 116: I think it is okay to take something without asking if you can get away with it.





Response	6	8	10	12	Total	
NO!	81.1	64.6	59.0	61.9	66.9	
no	15.6	30.1	34.3	32.6	28.0	
yes	2.5	3.6	4.9	4.4	3.8	
YES!	0.8	1.7	1.7	1.0	1.3	
N of Valid	1707	1896	1659	1385	6647	
N of Miss	95	72	66	64	297	

Table 117: Where do you get the most information about living a drug and alcohol free life? Parents/guardians





Response	6	8	10	12	Total	
All the time	57.4	55.1	49.0	49.0	52.9	
Most	15.0	19.9	21.7	23.0	19.8	
Some	10.2	13.6	16.0	16.3	13.9	
Very little	17.5	11.4	13.3	11.7	13.4	
N of Valid	1654	1883	1650	1380	6567	
N of Miss	148	85	75	69	377	

Table 118: Where do you get the most information about living a drug and alcohol free life? Friends





Response	6	8	10	12	Total	
All the time	19.3	15.6	11.0	11.7	14.6	
Most	14.9	18.1	16.3	14.7	16.1	
Some	21.7	28.3	30.7	31.3	27.9	
Very little	44.1	38.0	41.9	42.3	41.4	
N of Valid	1614	1865	1629	1372	6480	
N of Miss	188	103	96	77	464	

Table 119: Where do you get the most information about living a drug and alcohol free life? Family members





Response	6	8	10	12	Total	
All the time	50.0	43.9	35.9	34.4	41.4	
Most	18.5	23.3	23.9	23.9	22.4	
Some	13.4	18.4	22.3	25.3	19.6	
Very little	18.0	14.4	17.9	16.5	16.6	
N of Valid	1629	1873	1635	1374	6511	
N of Miss	173	95	90	75	433	

Table 120: Where do you get the most information about living a drug and alcohol free life? School





Response	6	8	10	12	Total	
All the time	60.0	54.2	41.8	38.6	49.3	
Most	14.7	20.1	23.3	22.2	20.0	
Some	8.9	14.5	20.2	23.9	16.5	
Very little	16.4	11.3	14.7	15.2	14.3	
N of Valid	1637	1870	1644	1372	6523	
N of Miss	165	98	81	77	421	

Table 121: Where do you get the most information about living a drug and alcohol free life? Internet





Response	6	8	10	12	Total	
All the time	18.9	16.3	12.3	13.5	15.3	
Most	11.5	13.3	11.0	10.4	11.6	
Some	21.0	25.9	28.7	26.7	25.5	
Very little	48.6	44.5	48.0	49.5	47.5	
N of Valid	1602	1855	1632	1369	6458	
N of Miss	200	113	93	80	486	

Table 122: Where do you get the most information about living a drug and alcohol free life? TV





Response	6	8	10	12	Total	
All the time	25.0	21.6	15.0	15.8	19.5	
Most	15.9	15.3	15.8	13.4	15.2	
Some	23.8	29.6	30.1	31.7	28.7	
Very little	35.3	33.5	39.2	39.2	36.6	
N of Valid	1621	1861	1630	1370	6482	
N of Miss	181	107	95	79	462	

Table 123: Where do you get the most information about living a drug and alcohol free life? Social media





Response	6	8	10	12	Total	
All the time	19.0	16.7	11.9	11.7	15.0	
Most	11.9	11.8	10.1	10.5	11.1	
Some	17.9	24.8	26.5	26.8	24.0	
Very little	51.1	46.6	51.5	50.9	49.9	
N of Valid	1575	1858	1623	1367	6423	
N of Miss	227	110	102	82	521	

Table 124: How much do you think people risk harming themselves (physically or in other ways) if they: smoked one or more packs of cigarettes per day?


Response	6	8	10	12	Total	
No risk	15.7	11.9	7.5	6.9	10.8	
Slight risk	6.2	8.1	9.3	7.5	7.8	
Moderate risk	14.5	21.3	23.7	19.6	19.8	
Great risk	63.6	58.6	59.4	66.1	61.7	
N of Valid	1683	1876	1630	1364	6553	
N of Miss	119	92	95	85	391	

Table 125: How much do you think people risk harming themselves (physically or in other ways) if they: try marijuana once or twice?


Response	6	8	10	12	Total	
No risk	17.4	20.7	29.7	38.1	25.7	
Slight risk	18.2	27.8	31.8	27.4	26.2	
Moderate risk	23.4	22.5	19.6	16.5	20.8	
Great risk	40.9	29.0	18.9	17.9	27.2	
N of Valid	1668	1864	1624	1361	6517	
N of Miss	134	104	101	88	427	

Table 126: How much do you think people risk harming themselves (physically or in other ways) if they: smoke marijuana once or twice a week?


Response	6	8	10	12	Total	
No risk	16.6	17.7	20.7	27.9	20.3	
Slight risk	9.1	12.7	22.8	21.1	16.1	
Moderate risk	19.2	26.7	25.0	22.4	23.4	
Great risk	55.1	42.9	31.4	28.6	40.2	
N of Valid	1670	1848	1615	1352	6485	
N of Miss	132	120	110	97	459	

Table 127: How much do you think people risk harming themselves (physically or in other ways) if they: take one or two drinks of an alcoholic beverage (beer, wine, liquor) nearly every day?


Response	6	8	10	12	Total	
No risk	17.5	15.5	13.5	15.0	15.4	
Slight risk	13.4	17.9	23.7	22.7	19.2	
Moderate risk	19.2	27.2	29.5	28.2	25.9	
Great risk	49.9	39.3	33.3	34.2	39.5	
N of Valid	1676	1863	1627	1364	6530	
N of Miss	126	105	98	85	414	

Table 128: How much do you think people risk harming themselves (physically or in other ways) if they: have five or more drinks of an alcoholic beverage once or twice a weekend?

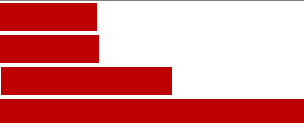
Response	6	8	10	12	Total	
No risk	16.6	12.8	11.3	12.0	13.2	
Slight risk	8.4	12.0	16.0	19.4	13.6	
Moderate risk	19.7	25.7	29.0	28.8	25.6	
Great risk	55.2	49.5	43.7	39.8	47.5	
N of Valid	1672	1865	1622	1363	6522	
N of Miss	130	103	103	86	422	

Table 129: How much do you think people risk harming themselves (physically or in other ways) if they: use prescription drugs that are not prescribed to them?


Response	6	8	10	12	Total	
No risk	15.7	11.3	7.5	7.9	10.8	
Slight risk	4.8	7.6	9.1	9.5	7.6	
Moderate risk	12.0	17.6	21.7	21.6	18.0	
Great risk	67.5	63.5	61.8	61.0	63.6	
N of Valid	1677	1860	1624	1359	6520	
N of Miss	125	108	101	90	424	

Table 130: How much do you think people risk harming themselves (physically or in other ways) if they: use non-prescription drugs to get high?


Response	6	8	10	12	Total	
No risk	15.8	11.3	8.1	8.3	11.0	
Slight risk	3.3	5.2	6.2	6.2	5.2	
Moderate risk	11.8	18.3	22.0	20.4	18.0	
Great risk	69.1	65.2	63.6	65.1	65.8	
N of Valid	1675	1864	1624	1363	6526	
N of Miss	127	104	101	86	418	

Table 131: How much do you think people risk harming themselves (physically or in other ways) if they: use e-cigarettes, e-cigars, or e-hookahs?


Response	6	8	10	12	Total	
No risk	20.1	21.1	26.0	29.2	23.8	
Slight risk	13.1	22.9	28.3	30.4	23.3	
Moderate risk	18.1	20.9	20.0	16.6	19.1	
Great risk	48.7	35.1	25.7	23.7	33.9	
N of Valid	1665	1862	1623	1361	6511	
N of Miss	137	106	102	88	433	

Table 132: Have you ever used smokeless tobacco (chew, snuff, plug, dipping tobacco, or chewing tobacco)?


Response	6	8	10	12	Total	
Never	93.0	86.4	79.6	75.2	84.1	
Once or Twice	5.4	7.9	8.7	11.3	8.2	
Once in a while but not regularly	1.0	2.6	3.9	3.9	2.8	
Regularly in the past	0.5	1.3	2.6	2.9	1.8	
Regularly now	0.1	1.9	5.1	6.6	3.2	
N of Valid	1700	1880	1631	1369	6580	
N of Miss	102	88	94	80	364	

Table 133: How often have you used smokeless tobacco during the past 30 days?


Response	6	8	10	12	Total	
Not at all	98.1	94.8	90.2	88.2	93.2	
Once or twice	1.4	2.7	3.4	3.1	2.6	
Once or twice per week	0.4	0.6	0.8	1.0	0.7	
Three to five times per week	0.1	0.5	0.7	0.7	0.5	
About once a day	0.1	0.5	1.2	1.2	0.7	
More than once a day	0.0	1.0	3.7	5.8	2.4	
N of Valid	1697	1882	1629	1362	6570	
N of Miss	105	86	96	87	374	

Table 134: Have you ever smoked cigarettes?


Response	6	8	10	12	Total	
Never	91.3	76.7	66.6	55.9	73.6	
Once or Twice	7.3	16.2	15.6	18.8	14.3	
Once in a while but not regularly	0.5	4.3	8.7	12.2	6.0	
Regularly in the past	0.8	1.5	4.0	4.5	2.6	
Regularly now	0.1	1.3	5.1	8.7	3.5	
N of Valid	1697	1881	1630	1364	6572	
N of Miss	105	87	95	85	372	

Table 135: How frequently have you smoked cigarettes during the past 30 days?


Response	6	8	10	12	Total	
Not at all	98.6	94.6	87.2	80.0	90.8	
Less than one cigarette per day	0.9	3.8	6.6	9.2	4.9	
One to five cigarettes per day	0.3	1.3	4.1	7.1	2.9	
About one-half pack per day	0.0	0.2	1.4	2.0	0.8	
About one pack per day	0.1	0.2	0.4	0.7	0.3	
About one and one-half packs per day	0.1	0.0	0.1	0.9	0.2	
Two packs or more per day	0.0	0.0	0.2	0.1	0.1	
N of Valid	1694	1877	1627	1363	6561	
N of Miss	108	91	98	86	383	

Table 136: Which statement best describes rules about smoking inside your home or your family cars?






Response	6	8	10	12	Total	
Smoking is not allowed anywhere inside your home or cars	64.6	62.6	63.5	64.6	63.8	
Smoking is allowed in some places and at some times or in some cars	11.0	12.0	12.6	12.1	11.9	
Smoking is allowed anywhere inside the home or cars	3.6	3.2	4.8	5.4	4.1	
There are no rules about smoking inside the home or cars	4.0	5.5	8.0	8.6	6.4	
I don't know	16.7	16.7	11.1	9.3	13.8	
N of Valid	1672	1871	1609	1363	6515	
N of Miss	130	97	116	86	429	

Table 137: Have you ever used e-cigarettes, e-cigars, or e-hookahs?






Response	6	8	10	12	Total	
Never	95.1	84.5	70.5	62.2	79.1	
Once or Twice	3.8	8.8	13.5	16.9	10.4	
Once in a while but not regularly	0.8	3.7	9.7	12.4	6.2	
Regularly in the past	0.1	1.6	3.4	4.4	2.2	
Regularly now	0.3	1.4	2.9	4.1	2.1	
N of Valid	1675	1868	1612	1358	6513	
N of Miss	127	100	113	91	431	

Table 138: How frequently have you used e-cigarettes, e-cigars, or e-hookahs?


Response	6	8	10	12	Total	
Not at all	98.2	92.2	84.1	79.2	89.0	
Less than 10 puffs per day	1.2	4.9	9.6	13.2	6.8	
10 to 50 puffs per day	0.2	1.6	3.6	4.8	2.4	
About one-half cartomiser per day	0.2	0.7	1.5	1.8	1.0	
About one cartomiser per day	0.1	0.2	0.8	0.4	0.4	
About one and one-half cartomisers per day	0.0	0.1	0.2	0.4	0.2	
Two cartomisers or more per day	0.1	0.3	0.3	0.2	0.2	
N of Valid	1657	1845	1598	1345	6445	
N of Miss	145	123	127	104	499	

Table 139: During this school year, were you taught in any of your classes about the dangers of tobacco use?


Response	6	8	10	12	Total	
Never	20.4	23.8	35.7	43.7	30.0	
Rarely	13.9	15.2	20.0	20.7	17.2	
Sometimes	20.2	23.0	24.7	21.8	22.4	
Often	21.4	21.9	12.6	8.8	16.7	
Almost always	24.0	16.1	6.9	5.0	13.6	
N of Valid	1655	1835	1598	1336	6424	
N of Miss	147	133	127	113	520	

Table 140: During the past 12 months, have you participated in any community activities to discourage people your age from using cigarettes, chewing tobacco, snuff, dip or cigars, e-cigarettes, e-cigars, or e-hookahs?


Response	6	8	10	12	Total	
Never	58.9	63.4	73.8	71.7	66.6	
Rarely	12.5	14.3	11.3	13.8	13.0	
Sometimes	10.9	11.6	8.7	8.1	10.0	
Often	7.5	5.9	3.5	4.0	5.3	
Almost always	10.2	4.8	2.7	2.5	5.2	
N of Valid	1618	1832	1590	1337	6377	
N of Miss	184	136	135	112	567	

Table 141: Think back over the last two weeks. How many times have you had five or more alcoholic drinks in a row?


Response	6	8	10	12	Total	
None	97.0	90.7	82.4	75.4	87.0	
Once	1.8	4.1	7.4	9.0	5.4	
Twice	0.7	1.7	3.8	5.8	2.8	
3-5 times	0.4	2.0	4.0	5.3	2.8	
6-9 times	0.0	0.5	0.9	1.1	0.6	
10 or more times	0.1	0.9	1.6	3.4	1.4	
N of Valid	1647	1840	1593	1341	6421	
N of Miss	155	128	132	108	523	

Table 142: During the past 30 days, how many times did you ride in a car or other vehicle driven by someone who had been drinking alcohol or using drugs to get high?


Response	6	8	10	12	Total	
0 times	83.8	80.2	77.8	76.3	79.7	
1 time	7.6	8.5	8.0	8.5	8.1	
2 or 3 times	5.1	5.6	7.9	7.3	6.4	
4 or 5 times	0.7	2.4	2.5	3.1	2.1	
6 or more times	2.8	3.2	3.8	4.9	3.6	
N of Valid	1637	1844	1589	1337	6407	
N of Miss	165	124	136	112	537	

Table 143: During the past 30 days, how many times did you drive a car or other vehicle when you had been drinking alcohol or using drugs to get high?


Response	6	8	10	12	Total	
I did not drive a car in the past 30 days	44.2	47.0	35.6	19.7	37.7	
0 times	53.9	49.7	58.7	69.5	57.2	
1 time	1.1	1.4	2.9	3.8	2.2	
2 or 3 times	0.6	0.8	1.4	3.8	1.5	
4 or 5 times	0.1	0.5	0.6	1.0	0.5	
6 or more times	0.1	0.6	0.8	2.1	0.8	
N of Valid	1580	1810	1566	1336	6292	
N of Miss	222	158	159	113	652	

Table 144: If you drank alcohol (not just a sip or taste) in the past year, how did you usually get it?













Response	6	8	10	12	Total	
I did not drink alcohol in the past year	91.5	79.0	59.7	45.7	70.4	
I bought it myself with a fake ID	0.1	0.2	0.1	0.5	0.2	
I bought it myself without a fake ID	0.1	0.3	0.5	2.9	0.8	
I got it from someone I know age 21 or older	1.2	5.3	13.0	22.9	9.8	
I got it from someone I know under age 21	0.9	2.1	6.4	7.7	4.0	
I got it from my brother or sister	0.3	1.0	1.8	1.6	1.1	
I got it from home with my parents' permission	1.3	2.4	5.2	4.1	3.2	
I got it from home without my parents' permission	0.9	3.1	2.4	1.7	2.1	
I got it from another relative	1.1	1.9	3.3	2.1	2.1	
A stranger bought it for me	0.1	0.2	0.5	1.3	0.5	
I took it from a store or shop	0.1	0.1	0.2	0.1	0.1	
Other	2.4	4.4	6.9	9.5	5.6	
N of Valid	1607	1800	1555	1317	6279	
N of Miss	195	168	170	132	665	

Table 145: If you drank alcohol (not just a sip or taste) in the past year, where did you usually drink it?











Response	6	8	10	12	Total	
I did not drink alcohol in the past year	93.4	79.9	60.2	47.1	71.6	
At my home	3.1	7.6	11.8	11.8	8.3	
At someone else's home	2.2	7.8	19.4	28.2	13.5	
At an open area like a park, beach, field, back road, woods, or a street corner	0.9	2.9	5.6	8.2	4.2	
At a sporting event or concert	0.2	0.2	0.5	0.8	0.4	
At a restaurant, bar, or a nightclub	0.1	0.5	0.6	1.6	0.7	
At an empty building or a construction site	0.1	0.1	0.1	0.4	0.2	
At a hotel/motel	0.1	0.2	0.5	0.2	0.2	
An a car	0.1	0.4	0.6	1.3	0.6	
At school	0.0	0.4	0.6	0.4	0.4	
N of Valid	1594	1797	1540	1297	6228	
N of Miss	208	171	185	152	716	

Table 146: How do you feel about someone your age having one or two drinks of an alcoholic beverage nearly every day?





Response	6	8	10	12	Total	
Neither approve nor disapprove	25.0	28.5	35.5	35.4	30.8	
Somewhat disapprove	6.6	15.2	20.5	23.9	16.2	
Strongly disapprove	49.9	40.8	30.8	28.1	37.9	
Don't know or can't say	18.5	15.4	13.2	12.7	15.1	
N of Valid	1602	1801	1562	1326	6291	
N of Miss	200	167	163	123	653	

Table 147: On how many occasions have you had alcoholic beverages (beer, wine or hard liquor) to drink in your lifetime - more than just a few sips?








Response	6	8	10	12	Total	
0	88.7	71.8	49.3	38.1	63.6	
1-2	6.9	12.2	15.4	11.9	11.5	
3-5	2.6	6.0	9.4	10.7	6.9	
6-9	0.8	3.1	7.1	9.5	4.8	
10-19	0.7	3.5	8.1	9.5	5.2	
20-39	0.1	1.5	3.8	7.1	2.9	
40	0.2	1.9	6.8	13.3	5.0	
N of Valid	1661	1836	1581	1333	6411	
N of Miss	141	132	144	116	533	

Table 148: On how many occasions have you drunk one of more drinks of an alcoholic beverage during the past 30 days?








Response	6	8	10	12	Total	
0	97.9	90.0	77.7	67.0	84.2	
1-2	1.8	5.4	11.7	16.4	8.3	
3-5	0.1	2.5	4.8	7.5	3.5	
6-9	0.1	0.9	2.8	4.1	1.8	
10-19	0.1	0.5	1.9	3.0	1.3	
20-39	0.0	0.2	0.6	1.0	0.4	
40	0.0	0.4	0.6	1.1	0.5	
N of Valid	1651	1828	1577	1333	6389	
N of Miss	151	140	148	116	555	

Table 149: On how many occasions have you used marijuana (grass, pot) or hashish (hash, hash oil) in your lifetime?


Response	6	8	10	12	Total	
0	98.2	90.4	77.0	64.0	83.6	
1-2	1.1	3.5	6.6	7.9	4.5	
3-5	0.2	1.9	3.0	4.6	2.3	
6-9	0.1	1.0	2.5	3.8	1.7	
10-19	0.2	1.1	3.4	4.4	2.1	
20-39	0.1	0.9	2.2	2.7	1.4	
40	0.1	1.3	5.2	12.7	4.3	
N of Valid	1652	1825	1569	1330	6376	
N of Miss	150	143	156	119	568	

Table 150: On how many occasions have you used marijuana (grass, pot) or hashish (hash, hash oil) during the past 30 days?


Response	6	8	10	12	Total	
0	99.5	95.6	89.7	83.9	92.7	
1-2	0.1	1.6	3.9	4.7	2.4	
3-5	0.3	1.0	2.0	2.6	1.4	
6-9	0.0	0.9	1.0	1.4	0.8	
10-19	0.0	0.5	1.4	2.1	0.9	
20-39	0.0	0.2	0.6	2.0	0.6	
40	0.1	0.2	1.4	3.3	1.1	
N of Valid	1651	1831	1570	1330	6382	
N of Miss	151	137	155	119	562	

Table 151: On how many occasions have you used LSD or other psychedelics in your lifetime?


Response	6	8	10	12	Total	
0	99.9	99.5	99.1	97.8	99.2	
1-2	0.0	0.3	0.4	1.1	0.4	
3-5	0.1	0.1	0.2	0.2	0.1	
6-9	0.0	0.1	0.1	0.1	0.1	
10-19	0.0	0.0	0.1	0.4	0.1	
20-39	0.0	0.1	0.0	0.2	0.0	
40	0.0	0.0	0.1	0.2	0.1	
N of Valid	1642	1827	1568	1329	6366	
N of Miss	160	141	157	120	578	

Table 152: On how many occasions have you used LSD or other psychedelics during the past 30 days?


Response	6	8	10	12	Total	
0	99.9	99.8	99.8	99.5	99.8	
1-2	0.1	0.1	0.1	0.2	0.1	
3-5	0.0	0.1	0.1	0.1	0.0	
6-9	0.0	0.0	0.0	0.0	0.0	
10-19	0.0	0.0	0.1	0.2	0.0	
20-39	0.0	0.1	0.0	0.0	0.0	
40	0.0	0.0	0.0	0.2	0.0	
N of Valid	1640	1823	1570	1330	6363	
N of Miss	162	145	155	119	581	

Table 153: On how many occasions have you used cocaine or crack in your lifetime?


Response	6	8	10	12	Total	
0	99.5	98.9	98.7	97.4	98.7	
1-2	0.5	0.9	0.7	1.2	0.8	
3-5	0.0	0.2	0.1	0.7	0.2	
6-9	0.0	0.0	0.3	0.2	0.1	
10-19	0.0	0.0	0.1	0.2	0.1	
20-39	0.0	0.0	0.1	0.0	0.0	
40	0.0	0.1	0.0	0.2	0.1	
N of Valid	1644	1827	1568	1330	6369	
N of Miss	158	141	157	119	575	

Table 154: On how many occasions have you used cocaine or crack during the past 30 days?


Response	6	8	10	12	Total	
0	99.7	99.6	99.4	99.2	99.5	
1-2	0.2	0.3	0.4	0.5	0.4	
3-5	0.0	0.0	0.1	0.2	0.0	
6-9	0.0	0.0	0.0	0.0	0.0	
10-19	0.0	0.0	0.1	0.1	0.0	
20-39	0.1	0.1	0.0	0.0	0.0	
40	0.0	0.1	0.0	0.0	0.0	
N of Valid	1645	1823	1567	1330	6365	
N of Miss	157	145	158	119	579	

Table 155: On how many occasions have you sniffed glue, breathed the contents of an aerosol spray can, or inhaled other gases or sprays, in order to get high in your lifetime?








Response	6	8	10	12	Total	
0	96.4	91.6	92.9	95.0	93.9	
1-2	2.3	4.8	4.5	2.3	3.6	
3-5	0.7	1.5	1.1	1.1	1.1	
6-9	0.2	0.8	0.4	0.6	0.5	
10-19	0.1	0.5	0.2	0.7	0.3	
20-39	0.1	0.4	0.4	0.0	0.2	
40	0.2	0.4	0.4	0.3	0.4	
N of Valid	1646	1821	1568	1330	6365	
N of Miss	156	147	157	119	579	

Table 156: On how many occasions have you sniffed glue, breathed the contents of an aerosol spray can, or inhaled other gases or sprays, in order to get high during the past 30 days?








Response	6	8	10	12	Total	
0	98.2	96.8	97.8	99.2	97.9	
1-2	1.3	2.2	1.3	0.6	1.4	
3-5	0.2	0.5	0.3	0.0	0.3	
6-9	0.1	0.3	0.4	0.1	0.2	
10-19	0.0	0.1	0.1	0.2	0.1	
20-39	0.1	0.0	0.1	0.0	0.0	
40	0.2	0.1	0.1	0.0	0.1	
N of Valid	1649	1816	1565	1330	6360	
N of Miss	153	152	160	119	584	

Table 157: On how many occasions have you used Daztrex in your lifetime?


Response	6	8	10	12	Total	
0	100.0	100.0	100.0	100.0	100.0	
1-2	0.0	0.0	0.0	0.0	0.0	
3-5	0.0	0.0	0.0	0.0	0.0	
6-9	0.0	0.0	0.0	0.0	0.0	
10-19	0.0	0.0	0.0	0.0	0.0	
20-39	0.0	0.0	0.0	0.0	0.0	
40	0.0	0.0	0.0	0.0	0.0	
N of Valid	1630	1815	1563	1330	6338	
N of Miss	172	153	162	119	606	

Table 158: On how many occasions have you used Daztrex during the past 30 days?


Response	6	8	10	12	Total	
0	100.0	100.0	100.0	100.0	100.0	
1-2	0.0	0.0	0.0	0.0	0.0	
3-5	0.0	0.0	0.0	0.0	0.0	
6-9	0.0	0.0	0.0	0.0	0.0	
10-19	0.0	0.0	0.0	0.0	0.0	
20-39	0.0	0.0	0.0	0.0	0.0	
40	0.0	0.0	0.0	0.0	0.0	
N of Valid	1633	1816	1561	1328	6338	
N of Miss	169	152	164	121	606	

Table 159: On how many occasions have you used synthetic marijuana (K2, spice) in your lifetime?








Response	6	8	10	12	Total	
0	99.3	97.9	94.3	92.5	96.3	
1-2	0.4	1.2	3.0	3.7	2.0	
3-5	0.2	0.3	1.0	1.5	0.7	
6-9	0.0	0.4	0.6	0.8	0.5	
10-19	0.0	0.1	0.5	0.8	0.3	
20-39	0.0	0.1	0.1	0.2	0.1	
40	0.1	0.1	0.4	0.5	0.2	
N of Valid	1646	1816	1563	1329	6354	
N of Miss	156	152	162	120	590	

Table 160: On how many occasions have you used synthetic marijuana (K2, spice) during the past 30 days?


Response	6	8	10	12	Total	
0	99.8	99.1	98.1	98.5	98.9	
1-2	0.1	0.7	1.3	0.9	0.7	
3-5	0.1	0.1	0.2	0.2	0.1	
6-9	0.0	0.0	0.1	0.2	0.1	
10-19	0.0	0.0	0.2	0.1	0.1	
20-39	0.0	0.1	0.0	0.1	0.0	
40	0.1	0.1	0.1	0.1	0.1	
N of Valid	1645	1815	1562	1328	6350	
N of Miss	157	153	163	121	594	

Table 161: On how many occasions have you used methamphetamines (meth, speed, crank, crystal meth) in your lifetime?


Response	6	8	10	12	Total	
0	99.8	98.9	98.9	98.0	98.9	
1-2	0.1	0.9	0.4	0.4	0.5	
3-5	0.1	0.1	0.2	0.4	0.2	
6-9	0.0	0.0	0.1	0.2	0.0	
10-19	0.1	0.0	0.1	0.4	0.1	
20-39	0.0	0.0	0.1	0.2	0.0	
40	0.0	0.2	0.3	0.6	0.2	
N of Valid	1641	1815	1566	1328	6350	
N of Miss	161	153	159	121	594	

Table 162: On how many occasions have you used methamphetamines (meth, speed, crank, crystal meth) in the past 30 days?


Response	6	8	10	12	Total	
0	99.8	99.7	99.6	99.2	99.6	
1-2	0.1	0.2	0.2	0.2	0.2	
3-5	0.1	0.0	0.1	0.4	0.1	
6-9	0.0	0.0	0.0	0.0	0.0	
10-19	0.0	0.0	0.0	0.2	0.0	
20-39	0.0	0.0	0.0	0.0	0.0	
40	0.0	0.1	0.1	0.1	0.1	
N of Valid	1633	1818	1562	1327	6340	
N of Miss	169	150	163	122	604	

Table 163: On how many occasions have you used other chemical products (bath salts, plant food, etc.) in your lifetime?








Response	6	8	10	12	Total	
0	99.1	98.4	99.1	99.4	99.0	
1-2	0.5	0.9	0.4	0.1	0.5	
3-5	0.2	0.3	0.1	0.3	0.2	
6-9	0.1	0.2	0.1	0.1	0.1	
10-19	0.1	0.1	0.0	0.1	0.0	
20-39	0.0	0.1	0.1	0.0	0.0	
40	0.1	0.1	0.2	0.1	0.1	
N of Valid	1639	1815	1558	1330	6342	
N of Miss	163	153	167	119	602	

Table 164: On how many occasions have you used other chemical products (bath salts, plant food, etc.) during the past 30 days?








Response	6	8	10	12	Total	
0	99.6	99.4	99.6	99.8	99.6	
1-2	0.2	0.5	0.1	0.2	0.3	
3-5	0.1	0.0	0.0	0.0	0.0	
6-9	0.0	0.0	0.1	0.0	0.0	
10-19	0.1	0.1	0.1	0.1	0.1	
20-39	0.1	0.0	0.1	0.0	0.0	
40	0.0	0.0	0.1	0.0	0.0	
N of Valid	1634	1810	1557	1326	6327	
N of Miss	168	158	168	123	617	

Table 165: On how many occasions have you used heroin or other opiates in your lifetime?








Response	6	8	10	12	Total	
0	99.5	99.2	99.4	98.8	99.3	
1-2	0.3	0.4	0.2	0.2	0.3	
3-5	0.1	0.2	0.1	0.3	0.2	
6-9	0.1	0.1	0.1	0.2	0.1	
10-19	0.0	0.0	0.0	0.2	0.0	
20-39	0.0	0.0	0.0	0.2	0.0	
40	0.0	0.1	0.1	0.3	0.1	
N of Valid	1633	1817	1558	1327	6335	
N of Miss	169	151	167	122	609	

Table 166: On how many occasions have you used heroin or other opiates during the past 30 days?


Response	6	8	10	12	Total	
0	99.8	99.6	99.8	99.6	99.7	
1-2	0.2	0.3	0.1	0.2	0.2	
3-5	0.0	0.0	0.0	0.0	0.0	
6-9	0.0	0.0	0.1	0.0	0.0	
10-19	0.0	0.1	0.0	0.2	0.0	
20-39	0.0	0.0	0.0	0.0	0.0	
40	0.0	0.1	0.0	0.0	0.0	
N of Valid	1631	1814	1560	1325	6330	
N of Miss	171	154	165	124	614	

Table 167: On how many occasions have you used MDMA ('X', 'E', or ecstasy) in your lifetime?


Response	6	8	10	12	Total	
0	99.9	99.6	98.6	98.3	99.1	
1-2	0.1	0.2	0.8	1.0	0.5	
3-5	0.0	0.1	0.2	0.2	0.1	
6-9	0.0	0.1	0.3	0.2	0.1	
10-19	0.0	0.0	0.1	0.2	0.1	
20-39	0.0	0.0	0.0	0.0	0.0	
40	0.0	0.1	0.1	0.1	0.0	
N of Valid	1619	1808	1554	1326	6307	
N of Miss	183	160	171	123	637	

Table 168: On how many occasions have you used MDMA ('X', 'E', or ecstasy) during the past 30 days?


Response	6	8	10	12	Total	
0	99.9	99.7	99.8	99.3	99.7	
1-2	0.0	0.1	0.1	0.5	0.2	
3-5	0.0	0.1	0.0	0.1	0.0	
6-9	0.0	0.0	0.0	0.1	0.0	
10-19	0.0	0.0	0.0	0.1	0.0	
20-39	0.0	0.0	0.0	0.0	0.0	
40	0.1	0.1	0.1	0.0	0.0	
N of Valid	1622	1807	1553	1324	6306	
N of Miss	180	161	172	125	638	

Table 169: On how many occasions have you taken prescription drugs (such as Valium, Xanax, Ritalin, Adderall, OxyContin, Darvocet, or sleeping pills) not prescribed to you in your lifetime?








Response	6	8	10	12	Total	
0	98.4	94.1	89.1	86.9	92.5	
1-2	0.9	2.6	4.3	3.5	2.8	
3-5	0.1	1.5	2.6	3.0	1.7	
6-9	0.1	0.8	1.2	1.6	0.9	
10-19	0.2	0.2	0.8	1.5	0.6	
20-39	0.0	0.2	0.7	1.3	0.5	
40	0.2	0.6	1.4	2.3	1.0	
N of Valid	1632	1808	1549	1321	6310	
N of Miss	170	160	176	128	634	

Table 170: On how many occasions have you taken prescription drugs (such as Valium, Xanax, Ritalin, Adderall, OxyContin, Darvocet, or sleeping pills) not prescribed to you during the past 30 days?








Response	6	8	10	12	Total	
0	99.0	96.7	95.4	94.0	96.4	
1-2	0.4	2.3	2.6	3.3	2.1	
3-5	0.1	0.3	0.8	1.4	0.6	
6-9	0.2	0.3	0.5	0.8	0.4	
10-19	0.1	0.2	0.4	0.2	0.2	
20-39	0.0	0.1	0.2	0.2	0.1	
40	0.2	0.2	0.1	0.2	0.1	
N of Valid	1639	1807	1556	1323	6325	
N of Miss	163	161	169	126	619	

Table 171: On how many occasions have you taken non-prescription medicines such as diet pills (for example, Dietac, Dexatrim or Prolamine), stay-awake pills (for example No-Doz, Vivarin, or Wake), or cough or cold medicines (robos, DXM, etc.) to get high in your lifetime?








Response	6	8	10	12	Total	
0	99.3	97.5	95.3	95.2	96.9	
1-2	0.2	1.1	1.7	1.1	1.0	
3-5	0.1	0.7	1.2	1.1	0.7	
6-9	0.2	0.0	0.5	0.7	0.3	
10-19	0.1	0.3	0.5	0.7	0.4	
20-39	0.0	0.3	0.5	0.2	0.2	
40	0.1	0.2	0.5	1.1	0.4	
N of Valid	1633	1808	1553	1322	6316	
N of Miss	169	160	172	127	628	

Table 172: On how many occasions have you taken non-prescription medicines such as diet pills (for example, Dietac, Dexatrim or Prolamine), stay-awake pills (for example No-Doz, Vivarin, or Wake), or cough or cold medicines (robos, DXM, etc.) to get high during the past 30 days?








Response	6	8	10	12	Total	
0	99.5	98.7	97.7	97.6	98.4	
1-2	0.2	0.6	1.2	1.1	0.7	
3-5	0.1	0.4	0.6	0.6	0.4	
6-9	0.0	0.1	0.3	0.2	0.1	
10-19	0.1	0.1	0.1	0.2	0.1	
20-39	0.0	0.1	0.1	0.1	0.1	
40	0.1	0.1	0.1	0.2	0.1	
N of Valid	1628	1805	1550	1320	6303	
N of Miss	174	163	175	129	641	

Table 173: On how many occasions have you been drunk or very high from drinking alcoholic beverages during the past 30 days?








Response	6	8	10	12	Total	
0	98.9	93.8	87.1	80.2	90.6	
1-2	0.8	3.9	7.1	9.5	5.0	
3-5	0.1	1.3	2.8	4.2	2.0	
6-9	0.1	0.4	1.5	2.3	1.0	
10-19	0.0	0.2	0.6	2.0	0.6	
20-39	0.1	0.2	0.2	0.5	0.2	
40	0.1	0.2	0.6	1.3	0.5	
N of Valid	1634	1803	1540	1321	6298	
N of Miss	168	165	185	128	646	

Table 174: On how many occasions have you drunk flavored alcoholic beverages, sometimes called 'alcopops' (like Mike's Hard Lemonade, Smirnoff Ice, Bacardi Breezers, etc.) in your lifetime?








Response	6	8	10	12	Total	
0	95.1	83.6	69.0	58.6	77.7	
1-2	3.3	7.5	9.3	8.6	7.1	
3-5	1.1	4.0	7.3	9.1	5.1	
6-9	0.2	2.1	5.0	7.9	3.5	
10-19	0.1	1.2	4.6	6.8	2.9	
20-39	0.1	0.7	1.7	3.3	1.3	
40	0.1	0.9	3.2	5.8	2.3	
N of Valid	1624	1807	1553	1318	6302	
N of Miss	178	161	172	131	642	

Table 175: On how many occasions have you drunk flavored alcoholic beverages, sometimes called 'alcopops' (like Mike's Hard Lemonade, Smirnoff Ice, Bacardi Breezers, etc.) during the past 30 days?








Response	6	8	10	12	Total	
0	98.3	92.7	85.6	80.4	89.8	
1-2	1.3	4.3	8.3	10.7	5.8	
3-5	0.2	1.9	3.3	4.5	2.4	
6-9	0.2	0.4	1.6	2.0	1.0	
10-19	0.0	0.3	0.4	0.8	0.4	
20-39	0.0	0.2	0.5	0.8	0.3	
40	0.1	0.2	0.4	0.7	0.3	
N of Valid	1630	1809	1554	1319	6312	
N of Miss	172	159	171	130	632	

Table 176: If you used prescription drugs or over the counter drugs without a doctor telling you to use it or for the purpose of getting high, where did you get these drugs? - Did not use



Response	6	8	10	12	Total	
No	15.0	15.1	19.4	21.9	17.6	
Yes	85.0	84.9	80.6	78.1	82.4	
N of Valid	1802	1968	1725	1449	6944	
N of Miss	0	0	0	0	0	

Table 177: If you used prescription drugs or over the counter drugs without a doctor telling you to use it or for the purpose of getting high, where did you get these drugs? - Bought or took from store or shop



Response	6	8	10	12	Total	
No	99.7	99.8	99.2	98.3	99.3	
Yes	0.3	0.2	0.8	1.7	0.7	
N of Valid	1802	1968	1725	1449	6944	
N of Miss	0	0	0	0	0	

Table 178: If you used prescription drugs or over the counter drugs without a doctor telling you to use it or for the purpose of getting high, where did you get these drugs? -
Got from parents with permission



Response	6	8	10	12	Total	
No	99.3	99.1	98.6	98.3	98.8	
Yes	0.7	0.9	1.4	1.7	1.2	
N of Valid	1802	1968	1725	1449	6944	
N of Miss	0	0	0	0	0	

Table 179: If you used prescription drugs or over the counter drugs without a doctor telling you to use it or for the purpose of getting high, where did you get these drugs? -
Got from home without permission



Response	6	8	10	12	Total	
No	99.8	98.8	98.6	98.8	99.0	
Yes	0.2	1.2	1.4	1.2	1.0	
N of Valid	1802	1968	1725	1449	6944	
N of Miss	0	0	0	0	0	

Table 180: If you used prescription drugs or over the counter drugs without a doctor telling you to use it or for the purpose of getting high, where did you get these drugs? -
Got from relative with permission



Response	6	8	10	12	Total	
No	99.8	99.5	99.4	99.2	99.5	
Yes	0.2	0.5	0.6	0.8	0.5	
N of Valid	1802	1968	1725	1449	6944	
N of Miss	0	0	0	0	0	

Table 181: If you used prescription drugs or over the counter drugs without a doctor telling you to use it or for the purpose of getting high, where did you get these drugs? -
Got from relative without permission



Response	6	8	10	12	Total	
No	99.8	99.6	99.6	99.2	99.6	
Yes	0.2	0.4	0.4	0.8	0.4	
N of Valid	1802	1968	1725	1449	6944	
N of Miss	0	0	0	0	0	

Table 182: If you used prescription drugs or over the counter drugs without a doctor telling you to use it or for the purpose of getting high, where did you get these drugs? -
Got from friend's home with permission



Response	6	8	10	12	Total	
No	99.8	99.7	98.7	98.8	99.3	
Yes	0.2	0.3	1.3	1.2	0.7	
N of Valid	1802	1968	1725	1449	6944	
N of Miss	0	0	0	0	0	

Table 183: If you used prescription drugs or over the counter drugs without a doctor telling you to use it or for the purpose of getting high, where did you get these drugs? -
Got from friend's home without permission



Response	6	8	10	12	Total	
No	100.0	99.6	99.7	99.4	99.7	
Yes	0.0	0.4	0.3	0.6	0.3	
N of Valid	1802	1968	1725	1449	6944	
N of Miss	0	0	0	0	0	

Table 184: If you used prescription drugs or over the counter drugs without a doctor telling you to use it or for the purpose of getting high, where did you get these drugs? -
Got from friend at school



Response	6	8	10	12	Total	
No	99.9	99.6	98.4	98.3	99.1	
Yes	0.1	0.4	1.6	1.7	0.9	
N of Valid	1802	1968	1725	1449	6944	
N of Miss	0	0	0	0	0	

Table 185: If you used prescription drugs or over the counter drugs without a doctor telling you to use it or for the purpose of getting high, where did you get these drugs? -
Got from friend at party



Response	6	8	10	12	Total	
No	99.9	99.6	99.2	98.3	99.4	
Yes	0.1	0.4	0.8	1.7	0.6	
N of Valid	1802	1968	1725	1449	6944	
N of Miss	0	0	0	0	0	

Table 186: If you used prescription drugs or over the counter drugs without a doctor telling you to use it or for the purpose of getting high, where did you get these drugs? -
Got from friend, elsewhere



Response	6	8	10	12	Total	
No	99.7	99.1	98.4	96.0	98.4	
Yes	0.3	0.9	1.6	4.0	1.6	
N of Valid	1802	1968	1725	1449	6944	
N of Miss	0	0	0	0	0	

Table 187: If you used prescription drugs or over the counter drugs without a doctor telling you to use it or for the purpose of getting high, where did you get these drugs? -
Got from internet sale



Response	6	8	10	12	Total	
No	99.9	99.8	99.8	99.3	99.7	
Yes	0.1	0.2	0.2	0.7	0.3	
N of Valid	1802	1968	1725	1449	6944	
N of Miss	0	0	0	0	0	

Table 188: During the last month, about how many marijuana cigarettes, or the equivalent, did you smoke a day, on the average?








Response	6	8	10	12	Total	
None	98.3	93.8	88.1	84.2	91.5	
Less than 1 a day	0.6	2.7	3.8	5.3	2.9	
1 a day	0.8	1.0	1.6	2.2	1.3	
2-3 a day	0.1	1.1	3.2	4.4	2.1	
4-6 a day	0.1	0.6	1.6	2.3	1.1	
7-10 a day	0.0	0.3	1.1	0.4	0.4	
11 or more a day	0.2	0.4	0.7	1.3	0.6	
N of Valid	1594	1764	1519	1295	6172	
N of Miss	208	204	206	154	772	

Table 189: How wrong do your friends feel it would be for YOU to: have one or two drinks of an alcoholic beverage nearly every day?


Response	6	8	10	12	Total	
Very wrong	82.2	58.6	39.2	33.9	54.7	
Wrong	10.7	19.7	22.3	20.9	18.3	
A little bit wrong	4.3	13.8	20.7	24.0	15.2	
Not at all wrong	2.8	7.9	17.8	21.3	11.8	
N of Valid	1586	1757	1515	1294	6152	
N of Miss	216	211	210	155	792	

Table 190: How wrong do your friends feel it would be for YOU to: smoke tobacco?


Response	6	8	10	12	Total	
Very wrong	88.1	68.3	48.7	38.9	62.4	
Wrong	7.5	16.9	20.9	22.1	16.6	
A little bit wrong	2.0	9.2	15.9	18.8	11.0	
Not at all wrong	2.4	5.6	14.4	20.2	10.0	
N of Valid	1581	1745	1514	1292	6132	
N of Miss	221	223	211	157	812	

Table 191: How wrong do your friends feel it would be for YOU to: smoke marijuana?


Response	6	8	10	12	Total	
Very wrong	91.4	70.5	50.8	40.1	64.6	
Wrong	4.5	12.6	15.5	16.2	12.0	
A little bit wrong	1.6	8.9	14.9	15.7	9.9	
Not at all wrong	2.5	8.0	18.9	28.0	13.5	
N of Valid	1574	1743	1513	1293	6123	
N of Miss	228	225	212	156	821	

Table 192: How wrong do your friends feel it would be for YOU to: use prescription drugs not prescribed to you?





Response	6	8	10	12	Total	
Very wrong	89.7	76.4	65.6	60.0	73.7	
Wrong	6.6	13.5	16.9	19.6	13.9	
A little bit wrong	1.8	6.5	9.5	10.9	6.9	
Not at all wrong	1.8	3.6	7.9	9.5	5.5	
N of Valid	1579	1745	1513	1294	6131	
N of Miss	223	223	212	155	813	

Table 193: How wrong would most adults (over 21) in your neighborhood think it is for kids your age: to use marijuana?





Response	6	8	10	12	Total	
Very wrong	91.3	79.0	67.3	64.3	76.2	
Wrong	5.1	12.0	17.7	18.4	13.0	
A little bit wrong	2.0	5.6	9.8	10.3	6.7	
Not at all wrong	1.6	3.4	5.2	7.1	4.2	
N of Valid	1575	1747	1510	1296	6128	
N of Miss	227	221	215	153	816	

Table 194: How wrong would most adults (over 21) in your neighborhood think it is for kids your age: to drink alcohol?





Response	6	8	10	12	Total	
Very wrong	85.4	69.1	53.7	48.7	65.1	
Wrong	8.7	15.8	22.5	22.3	17.0	
A little bit wrong	3.7	9.6	16.6	18.7	11.7	
Not at all wrong	2.2	5.5	7.2	10.4	6.1	
N of Valid	1566	1745	1504	1294	6109	
N of Miss	236	223	221	155	835	

Table 195: How wrong would most adults (over 21) in your neighborhood think it is for kids your age: to smoke cigarettes?





Response	6	8	10	12	Total	
Very wrong	87.6	74.3	60.0	53.0	69.7	
Wrong	6.8	14.2	20.7	21.7	15.5	
A little bit wrong	3.3	6.8	12.4	15.6	9.2	
Not at all wrong	2.2	4.7	6.9	9.8	5.7	
N of Valid	1564	1741	1502	1291	6098	
N of Miss	238	227	223	158	846	

Table 196: How much do each of the following statements describe your neighborhood? crime and/or drug selling





Response	6	8	10	12	Total	
NO!	80.9	69.1	63.6	61.1	69.1	
no	10.5	18.7	20.5	21.1	17.5	
yes	5.4	9.0	11.4	13.2	9.6	
YES!	3.1	3.2	4.5	4.5	3.8	
N of Valid	1564	1729	1501	1284	6078	
N of Miss	238	239	224	165	866	

Table 197: How much do each of the following statements describe your neighborhood? fights





Response	6	8	10	12	Total	
NO!	66.5	59.2	59.1	59.3	61.1	
no	15.1	21.3	24.3	25.4	21.3	
yes	13.1	13.7	12.1	11.3	12.6	
YES!	5.3	5.7	4.5	4.0	5.0	
N of Valid	1559	1724	1498	1284	6065	
N of Miss	243	244	227	165	879	

Table 198: How much do each of the following statements describe your neighborhood? lots of empty or abandoned buildings

Response	6	8	10	12	Total	
NO!	71.8	62.6	60.8	63.1	64.6	
no	16.3	25.1	26.3	23.8	22.9	
yes	8.8	9.3	9.2	9.8	9.3	
YES!	3.2	3.0	3.7	3.3	3.3	
N of Valid	1554	1723	1500	1282	6059	
N of Miss	248	245	225	167	885	

Table 199: How much do each of the following statements describe your neighborhood? lots of graffiti

Response	6	8	10	12	Total	
NO!	81.7	74.1	71.1	71.3	74.7	
no	12.7	21.6	24.9	24.2	20.7	
yes	3.3	3.1	3.0	2.9	3.1	
YES!	2.3	1.2	1.0	1.7	1.5	
N of Valid	1521	1700	1485	1271	5977	
N of Miss	281	268	240	178	967	

Table 200: I feel safe in my neighborhood.

Response	6	8	10	12	Total	
NO!	10.1	9.8	9.3	8.2	9.4	
no	6.1	8.0	9.2	8.5	7.9	
yes	23.6	31.4	33.4	33.0	30.3	
YES!	60.1	50.8	48.0	50.3	52.4	
N of Valid	1548	1712	1493	1276	6029	
N of Miss	254	256	232	173	915	

Table 201: If a kid smoked marijuana in your neighborhood would he or she be caught by the police?





Response	6	8	10	12	Total	
NO!	15.9	21.0	26.5	29.1	22.8	
no	17.9	34.8	45.3	45.4	35.3	
yes	26.0	25.3	17.8	16.5	21.7	
YES!	40.3	18.9	10.4	9.1	20.2	
N of Valid	1526	1694	1468	1276	5964	
N of Miss	276	274	257	173	980	

Table 202: If a kid drank some beer, wine or hard liquor (for example, vodka, whiskey, or gin) in your neighborhood would he or she be caught by the police?





Response	6	8	10	12	Total	
NO!	17.5	25.1	31.9	34.4	26.8	
no	22.5	40.8	49.0	47.2	39.5	
yes	25.4	20.0	12.0	12.0	17.7	
YES!	34.7	14.2	7.0	6.4	16.0	
N of Valid	1514	1692	1468	1273	5947	
N of Miss	288	276	257	176	997	

Table 203: If a kid carried a handgun in your neighborhood would he or she be caught by the police?





Response	6	8	10	12	Total	
NO!	15.5	20.6	25.5	26.6	21.8	
no	15.5	27.4	36.4	36.4	28.5	
yes	26.4	25.9	22.1	21.4	24.1	
YES!	42.6	26.1	16.0	15.6	25.6	
N of Valid	1513	1692	1462	1269	5936	
N of Miss	289	276	263	180	1008	

Table 204: If you wanted to get some cigarettes, how easy would it be for you to get some?


Response	6	8	10	12	Total	
Very hard	77.4	54.2	32.2	19.5	47.2	
Sort of hard	7.1	15.0	13.8	8.8	11.3	
Sort of easy	6.4	17.8	25.7	17.1	16.7	
Very easy	9.1	13.0	28.3	54.7	24.7	
N of Valid	1508	1671	1453	1268	5900	
N of Miss	294	297	272	181	1044	

Table 205: If you wanted to get some beer, wine or hard liquor (for example, vodka, whiskey, or gin), how easy would it be for you to get some?


Response	6	8	10	12	Total	
Very hard	76.1	51.0	27.2	17.9	44.4	
Sort of hard	8.2	13.4	15.5	12.1	12.3	
Sort of easy	7.2	18.7	24.9	26.4	18.9	
Very easy	8.5	16.9	32.4	43.6	24.3	
N of Valid	1504	1666	1446	1264	5880	
N of Miss	298	302	279	185	1064	

Table 206: If you wanted to get a drug like cocaine, LSD, or amphetamines, how easy would it be for you to get some?


Response	6	8	10	12	Total	
Very hard	93.3	84.2	71.2	61.7	78.5	
Sort of hard	3.3	7.6	16.8	19.0	11.2	
Sort of easy	1.7	4.2	5.9	9.3	5.1	
Very easy	1.7	4.0	6.2	10.0	5.2	
N of Valid	1503	1664	1443	1261	5871	
N of Miss	299	304	282	188	1073	

Table 207: If you wanted to get a handgun, how easy would it be for you to get one?


Response	6	8	10	12	Total	
Very hard	75.9	62.8	50.7	42.3	58.7	
Sort of hard	9.0	13.2	16.9	19.2	14.3	
Sort of easy	6.9	11.8	14.5	14.8	11.9	
Very easy	8.1	12.3	18.0	23.7	15.1	
N of Valid	1497	1665	1447	1260	5869	
N of Miss	305	303	278	189	1075	

Table 208: If you wanted to get some marijuana, how easy would it be for you to get some?


Response	6	8	10	12	Total	
Very hard	90.9	70.6	40.8	28.9	59.5	
Sort of hard	3.5	9.5	12.0	10.7	8.8	
Sort of easy	2.3	9.0	17.4	18.6	11.4	
Very easy	3.4	10.9	29.8	41.8	20.3	
N of Valid	1488	1650	1428	1259	5825	
N of Miss	314	318	297	190	1119	

Table 209: If you wanted to get prescription drugs for the purpose of getting high, how easy would it be for you to get some?


Response	6	8	10	12	Total	
Very hard	86.9	69.0	50.7	38.4	62.5	
Sort of hard	5.6	10.5	14.7	17.5	11.8	
Sort of easy	3.0	10.7	15.1	18.1	11.4	
Very easy	4.5	9.8	19.5	26.1	14.3	
N of Valid	1489	1652	1439	1254	5834	
N of Miss	313	316	286	195	1110	

Table 210: If you wanted to get synthetic marijuana such as K2 or chemical products such as bath salts to get high, how easy would it be for you to get some?


Response	6	8	10	12	Total	
Very hard	92.8	82.3	64.4	55.2	74.7	
Sort of hard	3.3	8.2	15.4	18.6	10.9	
Sort of easy	1.9	5.1	9.1	11.6	6.7	
Very easy	1.9	4.4	11.1	14.6	7.6	
N of Valid	1494	1655	1444	1256	5849	
N of Miss	308	313	281	193	1095	

Table 211: If you wanted to get steroids to use or to enhance athletic performance, how easy would it be for you to get some?


Response	6	8	10	12	Total	
Very hard	90.0	81.4	67.5	59.3	75.4	
Sort of hard	5.9	9.4	16.0	18.9	12.2	
Sort of easy	2.3	5.4	8.8	10.4	6.5	
Very easy	1.7	3.9	7.8	11.4	5.9	
N of Valid	1492	1657	1444	1255	5848	
N of Miss	310	311	281	194	1096	

Table 212: If you wanted to get e-cigarettes, e-cigars, or e-hookahs, how easy would it be for you to get some?


Response	6	8	10	12	Total	
Very hard	86.4	68.7	45.8	31.5	59.6	
Sort of hard	5.7	9.8	12.4	9.0	9.2	
Sort of easy	3.1	10.6	16.3	18.7	11.8	
Very easy	4.8	10.9	25.5	40.9	19.4	
N of Valid	1493	1657	1442	1259	5851	
N of Miss	309	311	283	190	1093	

Table 213: During the past 12 months, have you participated in any alcohol prevention programs or seen any alcohol prevention messages in your school or community? Yes, a school-based program focused on preventing underage drinking and/or drinking and driving.



Response	6	8	10	12	Total	
No	66.8	74.6	81.3	82.5	75.9	
Yes	33.2	25.4	18.7	17.5	24.1	
N of Valid	1802	1968	1725	1449	6944	
N of Miss	0	0	0	0	0	

Table 214: During the past 12 months, have you participated in any alcohol prevention programs or seen any alcohol prevention messages in your school or community? Yes, a community-based program focused on preventing underage drinking and/or drinking and driving (for example, through your church or temple or through youth groups like Boys and Girls Club or 4-H).



Response	6	8	10	12	Total	
No	91.7	93.4	96.3	95.4	94.1	
Yes	8.3	6.6	3.7	4.6	5.9	
N of Valid	1802	1968	1725	1449	6944	
N of Miss	0	0	0	0	0	

Table 215: During the past 12 months, have you participated in any alcohol prevention programs or seen any alcohol prevention messages in your school or community? Yes, a media campaign addressing underage drinking and/or drinking and driving (for example, newspaper ads, posters, pamphlets, radio, TV).



Response	6	8	10	12	Total	
No	90.3	93.3	93.5	92.5	92.4	
Yes	9.7	6.7	6.5	7.5	7.6	
N of Valid	1802	1968	1725	1449	6944	
N of Miss	0	0	0	0	0	

Table 216: During the past 12 months, have you participated in any alcohol prevention programs or seen any alcohol prevention messages in your school or community? No



Response	6	8	10	12	Total	
No	58.2	49.0	41.0	38.1	47.1	
Yes	41.8	51.0	59.0	61.9	52.9	
N of Valid	1802	1968	1725	1449	6944	
N of Miss	0	0	0	0	0	

Table 217: How wrong do your parents feel it would be for YOU to: have one or two drinks of an alcoholic beverage nearly every day?

Response	6	8	10	12	Total	
Very wrong	92.9	84.3	75.6	69.9	81.3	
Wrong	4.6	10.3	14.6	16.5	11.2	
A little bit wrong	1.9	3.9	6.8	9.6	5.3	
Not at all wrong	0.7	1.6	3.0	4.0	2.2	
N of Valid	1526	1685	1452	1258	5921	
N of Miss	276	283	273	191	1023	

Table 218: How wrong do your parents feel it would be for YOU to: smoke tobacco?

Response	6	8	10	12	Total	
Very wrong	96.1	89.7	80.7	72.5	85.5	
Wrong	2.7	7.1	13.3	15.6	9.3	
A little bit wrong	0.9	2.2	3.8	7.1	3.3	
Not at all wrong	0.3	1.0	2.1	4.7	1.9	
N of Valid	1524	1684	1449	1260	5917	
N of Miss	278	284	276	189	1027	

Table 219: How wrong do your parents feel it would be for YOU to: smoke marijuana?

Response	6	8	10	12	Total	
Very wrong	97.5	91.9	83.6	79.0	88.6	
Wrong	1.7	4.7	9.2	9.6	6.1	
A little bit wrong	0.3	1.9	4.0	6.8	3.0	
Not at all wrong	0.5	1.5	3.1	4.6	2.3	
N of Valid	1514	1669	1442	1255	5880	
N of Miss	288	299	283	194	1064	

Table 220: How wrong do your parents feel it would be for YOU to: use prescription drugs not prescribed to you?





Response	6	8	10	12	Total	
Very wrong	96.7	91.4	88.3	86.5	90.9	
Wrong	2.0	5.7	7.8	7.4	5.6	
A little bit wrong	0.9	2.0	2.6	3.5	2.2	
Not at all wrong	0.4	0.9	1.4	2.6	1.2	
N of Valid	1519	1677	1441	1252	5889	
N of Miss	283	291	284	197	1055	

Table 221: How wrong do your parents feel it would be for YOU to: steal something worth more than \$5?





Response	6	8	10	12	Total	
Very wrong	92.4	85.0	84.1	86.8	87.1	
Wrong	5.7	11.4	11.2	9.7	9.6	
A little bit wrong	1.1	2.1	3.0	1.9	2.1	
Not at all wrong	0.7	1.4	1.6	1.6	1.3	
N of Valid	1516	1678	1443	1256	5893	
N of Miss	286	290	282	193	1051	

Table 222: How wrong do your parents feel it would be for YOU to: draw graffiti, write things, or draw pictures on buildings or other property (without the owner's permission)?





Response	6	8	10	12	Total	
Very wrong	92.7	85.7	81.6	82.1	85.8	
Wrong	4.9	9.3	12.6	11.5	9.4	
A little bit wrong	1.3	3.3	3.7	4.1	3.0	
Not at all wrong	1.1	1.7	2.1	2.4	1.8	
N of Valid	1522	1684	1448	1257	5911	
N of Miss	280	284	277	192	1033	

Table 223: How wrong do your parents feel it would be for YOU to: pick a fight with someone?





Response	6	8	10	12	Total	
Very wrong	78.8	66.5	64.1	66.1	69.0	
Wrong	12.4	20.1	20.6	19.9	18.2	
A little bit wrong	6.6	10.1	12.2	11.3	10.0	
Not at all wrong	2.2	3.3	3.2	2.8	2.9	
N of Valid	1520	1680	1450	1259	5909	
N of Miss	282	288	275	190	1035	

Table 224: During the past 12 months, have you talked with at least one of your parents about the dangers of underage drinking and/or drinking and driving? By parents, we mean either your biological parents, adoptive parents, stepparents, or adult guardians - whether or not they live with you.



Response	6	8	10	12	Total	
No	44.5	53.2	57.3	55.1	52.4	
Yes	55.5	46.8	42.7	44.9	47.6	
N of Valid	1456	1629	1413	1222	5720	
N of Miss	346	339	312	227	1224	

Table 225: The rules in my family are clear.





Response	6	8	10	12	Total	
NO!	4.1	4.6	4.5	4.5	4.4	
no	4.4	6.2	7.0	7.2	6.1	
yes	22.2	31.9	39.8	37.5	32.6	
YES!	69.3	57.2	48.7	50.9	56.9	
N of Valid	1484	1663	1432	1252	5831	
N of Miss	318	305	293	197	1113	

Table 226: People in my family have serious arguments about the same things, and often insult or yell at each other.

Response	6	8	10	12	Total	
NO!	44.6	32.6	24.3	27.3	32.5	
no	28.7	36.6	39.7	39.8	36.0	
yes	17.4	20.2	24.4	21.9	20.9	
YES!	9.3	10.7	11.6	11.0	10.6	
N of Valid	1489	1657	1434	1246	5826	
N of Miss	313	311	291	203	1118	

Table 227: When I am not at home, one of my parents knows where I am and who I am with.

Response	6	8	10	12	Total	
NO!	5.2	5.0	5.0	5.2	5.1	
no	3.3	4.6	6.6	8.8	5.7	
yes	19.9	31.8	38.4	40.2	32.2	
YES!	71.6	58.5	50.1	45.8	57.1	
N of Valid	1488	1659	1428	1241	5816	
N of Miss	314	309	297	208	1128	

Table 228: My family has clear rules about alcohol and drug use.

Response	6	8	10	12	Total	
NO!	6.3	6.1	5.2	5.3	5.8	
no	3.8	8.2	11.9	12.0	8.8	
yes	14.2	24.5	32.7	34.9	26.1	
YES!	75.7	61.2	50.2	47.9	59.4	
N of Valid	1486	1648	1425	1245	5804	
N of Miss	316	320	300	204	1140	

Table 229: If you skipped school would you be caught by your parents?


Response	6	8	10	12	Total	
NO!	6.3	7.8	9.6	13.1	9.0	
no	4.8	12.5	23.4	27.0	16.3	
yes	15.6	27.0	28.9	31.6	25.5	
YES!	73.3	52.7	38.0	28.4	49.2	
N of Valid	1491	1649	1422	1239	5801	
N of Miss	311	319	303	210	1143	

Table 230: My parents ask if I've gotten my homework done.

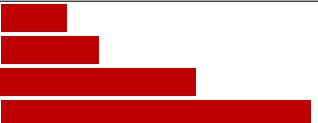
Response	6	8	10	12	Total	
NO!	4.5	6.6	9.3	13.9	8.3	
no	3.8	10.9	17.4	23.9	13.5	
yes	20.5	29.2	35.3	34.6	29.6	
YES!	71.2	53.2	38.0	27.6	48.7	
N of Valid	1495	1646	1425	1241	5807	
N of Miss	307	322	300	208	1137	

Table 231: Would your parents know if you did not come home on time?

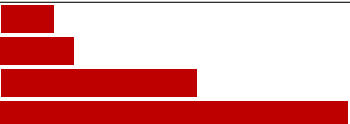
Response	6	8	10	12	Total	
NO!	5.5	5.7	5.7	7.9	6.1	
no	5.2	8.3	11.6	13.6	9.5	
yes	19.9	29.5	35.1	35.8	29.7	
YES!	69.4	56.6	47.7	42.6	54.7	
N of Valid	1486	1644	1414	1239	5783	
N of Miss	316	324	311	210	1161	

Table 232: Do you know how to properly dispose of leftover prescription drugs?



Response	6	8	10	12	Total	
No	73.2	71.6	65.8	58.6	67.8	
Yes	26.8	28.4	34.2	41.4	32.2	
N of Valid	1394	1575	1377	1201	5547	
N of Miss	408	393	348	248	1397	

Table 233: Have any of your brothers or sisters ever: drunk beer, wine or hard liquor (for example, vodka, whiskey or gin)?




Response	6	8	10	12	Total	
No	78.7	61.7	45.8	39.2	57.4	
Yes	18.7	35.0	48.9	56.6	38.8	
I don't have any brothers or sisters	2.6	3.3	5.3	4.2	3.8	
N of Valid	1488	1634	1408	1231	5761	
N of Miss	314	334	317	218	1183	

Table 234: Have any of your brothers or sisters ever: smoked marijuana?




Response	6	8	10	12	Total	
No	91.7	80.0	65.6	60.0	75.3	
Yes	5.5	16.6	29.0	35.6	20.8	
I don't have any brothers or sisters	2.8	3.3	5.4	4.3	3.9	
N of Valid	1490	1634	1405	1226	5755	
N of Miss	312	334	320	223	1189	

Table 235: Have any of your brothers or sisters ever: smoked cigarettes?




Response	6	8	10	12	Total	
No	82.9	70.2	58.7	54.8	67.4	
Yes	14.4	26.1	35.9	40.8	28.6	
I don't have any brothers or sisters	2.6	3.7	5.4	4.4	4.0	
N of Valid	1488	1635	1404	1230	5757	
N of Miss	314	333	321	219	1187	

Table 236: Have any of your brothers or sisters ever: taken a handgun to school?




Response	6	8	10	12	Total	
No	96.1	95.0	92.2	92.9	94.2	
Yes	1.2	1.7	2.2	2.8	1.9	
I don't have any brothers or sisters	2.7	3.3	5.6	4.3	3.9	
N of Valid	1485	1622	1399	1228	5734	
N of Miss	317	346	326	221	1210	

Table 237: Have any of your brothers or sisters ever: been suspended or expelled from school?




Response	6	8	10	12	Total	
No	77.6	69.5	63.0	65.0	69.0	
Yes	19.8	27.1	31.5	30.7	27.0	
I don't have any brothers or sisters	2.6	3.4	5.6	4.3	3.9	
N of Valid	1483	1627	1404	1226	5740	
N of Miss	319	341	321	223	1204	

Table 238: Have any of your brothers or sisters ever: used e-cigarettes, e-cigars or e-hookahs?




Response	6	8	10	12	Total	
No	91.0	82.8	73.5	70.0	79.9	
Yes	6.3	13.7	21.0	25.8	16.2	
I don't have any brothers or sisters	2.6	3.5	5.4	4.2	3.9	
N of Valid	1481	1627	1402	1230	5740	
N of Miss	321	341	323	219	1204	

Table 239: Have any of your brothers or sisters ever: used prescription drugs not prescribed to him/her?




Response	6	8	10	12	Total	
No	94.1	88.2	81.4	79.3	86.1	
Yes	3.2	8.3	13.1	16.4	9.9	
I don't have any brothers or sisters	2.8	3.5	5.5	4.3	4.0	
N of Valid	1483	1625	1398	1226	5732	
N of Miss	319	343	327	223	1212	

Table 240: Have you changed homes in the past year (the last 12 months)?



Response	6	8	10	12	Total	
No	73.0	75.9	77.1	79.0	76.1	
Yes	27.0	24.1	22.9	21.0	23.9	
N of Valid	1502	1639	1421	1231	5793	
N of Miss	300	329	304	218	1151	

Table 241: How many times have you changed homes since kindergarten?






Response	6	8	10	12	Total	
Never	38.5	34.4	32.3	32.5	34.5	
1 or 2 times	34.0	34.7	31.3	30.0	32.7	
3 or 4 times	15.2	17.5	19.3	17.7	17.4	
5 or 6 times	5.7	7.0	8.8	10.1	7.8	
7 or more times	6.6	6.5	8.3	9.8	7.7	
N of Valid	1498	1636	1414	1232	5780	
N of Miss	304	332	311	217	1164	

Table 242: Have you changed schools (including changing from elementary to middle and middle to high school) in the past year?



Response	6	8	10	12	Total	
No	67.9	66.9	71.8	81.2	71.4	
Yes	32.1	33.1	28.2	18.8	28.6	
N of Valid	1478	1615	1402	1225	5720	
N of Miss	324	353	323	224	1224	

Table 243: How many times have you changed schools since kindergarten (including changing from elementary to middle and middle to high school)?






Response	6	8	10	12	Total	
Never	41.1	33.0	29.9	32.3	34.2	
1 or 2 times	40.0	33.1	21.9	22.4	29.9	
3 or 4 times	11.5	23.5	28.6	27.1	22.4	
5 or 6 times	4.1	5.1	11.5	11.5	7.8	
7 or more times	3.3	5.2	8.1	6.7	5.7	
N of Valid	1489	1614	1402	1231	5736	
N of Miss	313	354	323	218	1208	

Table 244: Has anyone in your family ever had severe alcohol or drug problems?



Response	6	8	10	12	Total	
No	75.6	67.8	58.8	53.0	64.4	
Yes	24.4	32.2	41.2	47.0	35.6	
N of Valid	1473	1619	1396	1225	5713	
N of Miss	329	349	329	224	1231	

Table 245: About how many adults (over 21) have you known personally who in the past year have: used marijuana, crack, cocaine, or other drugs?






Response	6	8	10	12	Total	
0	79.9	67.0	54.0	48.8	63.3	
1	10.6	12.7	14.9	14.5	13.1	
2	4.6	7.7	10.9	10.6	8.3	
3-4	2.2	5.3	7.3	9.1	5.8	
5	2.8	7.3	12.9	17.0	9.6	
N of Valid	1487	1620	1386	1222	5715	
N of Miss	315	348	339	227	1229	

Table 246: About how many adults (over 21) have you known personally who in the past year have: sold or dealt drugs?






Response	6	8	10	12	Total	
0	88.0	77.8	66.4	62.6	74.4	
1	6.7	9.2	12.6	12.4	10.1	
2	2.3	5.1	6.9	7.9	5.4	
3-4	1.4	2.9	4.8	7.7	4.0	
5	1.6	5.0	9.2	9.5	6.1	
N of Valid	1483	1613	1385	1226	5707	
N of Miss	319	355	340	223	1237	

Table 247: About how many adults (over 21) have you known personally who in the past year have: done other things that could get them in trouble with the police, like stealing, selling stolen goods, mugging or assaulting others, etc.?






Response	6	8	10	12	Total	
0	84.1	72.0	65.7	62.2	71.5	
1	9.2	13.1	12.4	11.5	11.6	
2	3.0	6.2	7.4	9.2	6.3	
3-4	1.3	3.0	4.9	6.1	3.7	
5	2.4	5.7	9.6	11.0	6.9	
N of Valid	1483	1609	1382	1222	5696	
N of Miss	319	359	343	227	1248	

Table 248: About how many adults (over 21) have you known personally who in the past year have: gotten drunk or high?






Response	6	8	10	12	Total	
0	63.0	46.9	34.3	28.7	44.2	
1	18.5	17.5	15.8	13.6	16.5	
2	6.1	9.5	12.3	11.3	9.7	
3-4	4.2	7.6	9.6	13.0	8.3	
5	8.2	18.5	28.0	33.3	21.3	
N of Valid	1484	1609	1379	1221	5693	
N of Miss	318	359	346	228	1251	

Table 249: Have you seen or heard information about underage drinking in the past 12 months from the following sources? Radio



Response	6	8	10	12	Total	
No	56.9	57.1	56.1	55.2	56.4	
Yes	43.1	42.9	43.9	44.8	43.6	
N of Valid	1502	1628	1414	1252	5796	
N of Miss	300	340	311	197	1148	

Table 250: Have you seen or heard information about underage drinking in the past 12 months from the following sources? TV.



Response	6	8	10	12	Total	
No	33.0	32.6	33.1	32.8	32.9	
Yes	67.0	67.4	66.9	67.2	67.1	
N of Valid	1504	1620	1411	1252	5787	
N of Miss	298	348	314	197	1157	

Table 251: Have you seen or heard information about underage drinking in the past 12 months from the following sources? Print. This includes information on underage drinking you may have seen in the newspaper, on a billboard, in pamphlets, on stickers, etc.



Response	6	8	10	12	Total	
No	51.9	51.7	47.4	47.9	49.9	
Yes	48.1	48.3	52.6	52.1	50.1	
N of Valid	1495	1616	1410	1250	5771	
N of Miss	307	352	315	199	1173	

Table 252: Have you seen or heard information about underage drinking in the past 12 months from the following sources? Website or social media? (Facebook, Myspace, website, etc.)



Response	6	8	10	12	Total	
No	51.1	43.4	43.3	44.7	45.7	
Yes	48.9	56.6	56.7	55.3	54.3	
N of Valid	1492	1618	1416	1248	5774	
N of Miss	310	350	309	201	1170	

Table 253: The next questions ask about your opinions of the information you saw or heard. If you have seen or heard more than one ad, please think about your favorite ad when answering these questions. The information about underage drinking that I saw or heard was convincing.






Response	6	8	10	12	Total	
NO!	30.8	20.6	17.6	17.7	21.9	
no	7.2	14.0	20.7	20.7	15.3	
yes	16.9	27.3	34.0	32.5	27.4	
YES!	26.4	19.2	14.0	16.5	19.2	
I have not seen or heard any ads about underage drinking in the past 12 months.	18.7	18.9	13.8	12.6	16.2	
N of Valid	1476	1596	1399	1245	5716	
N of Miss	326	372	326	204	1228	

Table 254: The next questions ask about your opinions of the information you saw or heard. If you have seen or heard more than one ad, please think about your favorite ad when answering these questions. The information about underage drinking that I saw or heard grabbed my attention.






Response	6	8	10	12	Total	
NO!	28.0	20.0	17.1	17.4	20.8	
no	9.0	16.5	24.7	23.3	18.1	
yes	17.5	25.4	29.3	30.7	25.5	
YES!	27.9	19.8	15.2	16.1	20.0	
I have not seen or heard any ads about underage drinking in the past 12 months.	17.6	18.2	13.7	12.6	15.7	
N of Valid	1478	1585	1398	1243	5704	
N of Miss	324	383	327	206	1240	

Table 255: The next questions ask about your opinions of the information you saw or heard. If you have seen or heard more than one ad, please think about your favorite ad when answering these questions. The information about underage drinking that I saw or heard said something important to me.






Response	6	8	10	12	Total	
NO!	25.9	19.5	17.0	17.6	20.1	
no	9.1	16.6	26.5	24.3	18.8	
yes	16.0	24.4	27.6	29.3	24.1	
YES!	30.9	20.4	15.0	16.2	20.8	
I have not seen or heard any ads about underage drinking in the past 12 months.	18.1	19.2	13.9	12.6	16.2	
N of Valid	1470	1585	1395	1244	5694	
N of Miss	332	383	330	205	1250	

Table 256: The next questions ask about your opinions of the information you saw or heard. If you have seen or heard more than one ad, please think about your favorite ad when answering these questions. Seeing or hearing this information about underage drinking made me want to stop or decrease my drinking.










Response	6	8	10	12	Total	
NO!	27.0	22.2	20.8	21.1	22.8	
no	4.6	12.9	22.5	24.0	15.7	
yes	8.3	14.3	20.9	22.5	16.3	
YES!	27.7	20.6	16.7	16.4	20.5	
I have not seen or heard any ads about underage drinking in the past 12 months.	32.3	29.9	19.1	16.0	24.7	
N of Valid	1383	1529	1363	1235	5510	
N of Miss	419	439	362	214	1434	

Table 257: How honest were you in filling out this survey?

Response	6	8	10	12	Total	
I was very honest	83.3	78.1	76.0	78.4	79.0	
I was honest pretty much of the time	13.6	17.9	18.3	15.1	16.3	
I was honest some of the time	2.0	2.7	3.9	4.1	3.1	
I was honest once in a while	1.1	1.2	1.7	2.4	1.6	
I was not honest at all	0.0	0.0	0.0	0.0	0.0	
N of Valid	1517	1629	1429	1262	5837	
N of Miss	285	339	296	187	1107	