

# 2013 APNA

Arkansas Prevention Needs Assessment Student Survey



Region 7 Tables

Arkansas Department of Human Services  
Division of Behavioral Health Services  
Prevention Services

Conducted by International Survey Associates dba Pride Surveys



## Contents

1	INTRODUCTION	10
2	PERCENTAGE TABLES	15

## List of Tables

1	Sex	16
2	Age	16
3	Are you Hispanic or Latino?	16
4	What is your race? Black or African American	17
5	What is your race? Asian	17
6	What is your race? American Indian	17
7	What is your race? Alaska Native	17
8	What is your race? White	18
9	What is your race? Native Hawaiian or Other Pacific Islander	18
10	What is your race? Other	18
11	What is the highest level of schooling completed by your mother or father?	19
12	Think of where you live most of the time. Which of the following people live there with you? Mother	19
13	Think of where you live most of the time. Which of the following people live there with you? Stepmother	19
14	Think of where you live most of the time. Which of the following people live there with you? Foster Mother	20
15	Think of where you live most of the time. Which of the following people live there with you? Grandmother	20
16	Think of where you live most of the time. Which of the following people live there with you? Aunt	20
17	Think of where you live most of the time. Which of the following people live there with you? Father	20
18	Think of where you live most of the time. Which of the following people live there with you? Stepfather	21
19	Think of where you live most of the time. Which of the following people live there with you? Foster Father	21
20	Think of where you live most of the time. Which of the following people live there with you? Grandfather	21
21	Think of where you live most of the time. Which of the following people live there with you? Uncle	21
22	Think of where you live most of the time. Which of the following people live there with you? Other Adults	22
23	Think of where you live most of the time. Which of the following people live there with you? Brother(s)	22
24	Think of where you live most of the time. Which of the following people live there with you? Stepbrother(s)	22
25	Think of where you live most of the time. Which of the following people live there with you? Sister(s)	22
26	Think of where you live most of the time. Which of the following people live there with you? Stepsister(s)	23

27	Think of where you live most of the time. Which of the following people live there with you? Other Children . . . . .	23
28	In my school, students have lots of chances to help decide things like class activities and rules. . . . .	23
29	Teachers ask me to work on special classroom projects. . . . .	23
30	My teacher(s) notices when I am doing a good job and lets me know about it. . . . .	24
31	There are lots of chances for students in my school to get involved in sports, clubs, and other school activities outside of class. . . . .	24
32	There are lots of chances for students in my school to talk with a teacher one-on-one. . . . .	24
33	I feel safe at my school. . . . .	25
34	The school lets my parents know when I have done something well. . . . .	25
35	My teachers praise me when I work hard in school. . . . .	25
36	Are your school grades better than the grades of most students in your class? . . . . .	26
37	I have lots of chances to be part of class discussions or activities. . . . .	26
38	Now thinking back over the past year in school, how often did you: enjoy being in school? . . . . .	26
39	Now thinking back over the past year in school, how often did you: hate being in school? . . . . .	27
40	Now thinking back over the past year in school, how often did you: try to do your best work in school? . . . . .	27
41	How often do you feel that the school work you are assigned is meaningful and important? . . . . .	27
42	Putting them all together, what were your grades like last year? . . . . .	28
43	How important do you think the things you are learning in school are going to be for your later life? . . . . .	28
44	How interesting are most of your courses to you? . . . . .	28
45	During the LAST FOUR WEEKS how many whole days of school have you missed because you skipped or 'cut'? . . . . .	29
46	What are the chances you would be seen as cool if you: smoked cigarettes? . . . . .	29
47	What are the chances you would be seen as cool if you: worked hard at school? . . . . .	29
48	What are the chances you would be seen as cool if you: began drinking alcoholic beverages regularly, that is, at least once or twice a month? . . . . .	30
49	What are the chances you would be seen as cool if you: defended someone who was being verbally abused at school? . . . . .	30
50	What are the chances you would be seen as cool if you: smoked marijuana? . . . . .	30
51	What are the chances you would be seen as cool if you: carried a handgun? . . . . .	31

52	Think of your four best friends (the friends you feel closest to). In the past year (12 months), how many of your best friends have: participated in clubs, organizations or activities at school? . . . . .	31
53	Think of your four best friends (the friends you feel closest to). In the past year (12 months), how many of your best friends have: smoked cigarettes? . . . . .	31
54	Think of your four best friends (the friends you feel closest to). In the past year (12 months), how many of your best friends have: tried beer, wine or hard liquor (for example, vodka, whiskey, or gin) when their parents didn't know about it? . . . . .	32
55	Think of your four best friends (the friends you feel closest to). In the past year (12 months), how many of your best friends have: made a commitment to stay drug-free? . . . . .	32
56	Think of your four best friends (the friends you feel closest to). In the past year (12 months), how many of your best friends have: used marijuana? . . . . .	32
57	Think of your four best friends (the friends you feel closest to). In the past year (12 months), how many of your best friends have: used prescription drugs or non-prescription drugs for the purposes of getting high? . . . . .	33
58	Think of your four best friends (the friends you feel closest to). In the past year (12 months), how many of your best friends have: used synthetic marijuana (K2, spice) or bath salts? . . . . .	33
59	Think of your four best friends (the friends you feel closest to). In the past year (12 months), how many of your best friends have: used LSD, cocaine, amphetamines, or other illegal drugs? . . . . .	33
60	Think of your four best friends (the friends you feel closest to). In the past year (12 months), how many of your best friends have: tried to do well in school? . . . . .	34
61	Think of your four best friends (the friends you feel closest to). In the past year (12 months), how many of your best friends have: been suspended from school? . . . . .	34
62	Think of your four best friends (the friends you feel closest to). In the past year (12 months), how many of your best friends have: liked school? . . . . .	34
63	Think of your four best friends (the friends you feel closest to). In the past year (12 months), how many of your best friends have: carried a handgun? . . . . .	35
64	Think of your four best friends (the friends you feel closest to). In the past year (12 months), how many of your best friends have: sold illegal drugs? . . . . .	35
65	Think of your four best friends (the friends you feel closest to). In the past year (12 months), how many of your best friends have: regularly attended religious services? . . . . .	35

66	Think of your four best friends (the friends you feel closest to). In the past year (12 months), how many of your best friends have: stolen or tried to steal a motor vehicle such as a car or motorcycle?	36
67	Think of your four best friends (the friends you feel closest to). In the past year (12 months), how many of your best friends have: been arrested?	36
68	Think of your four best friends (the friends you feel closest to). In the past year (12 months), how many of your best friends have: dropped out of school?	36
69	Think of your four best friends (the friends you feel closest to). In the past year (12 months), how many of your best friends have: been members of a gang?	37
70	How old were you when you first: smoked marijuana?	37
71	How old were you when you first: smoked a cigarette, even just a puff?	38
72	How old were you when you first: had more than a sip or two of beer, wine or hard liquor (for example, vodka, whiskey, or gin)?	38
73	How old were you when you first: began drinking alcoholic beverages regularly, that is, at least once or twice a month?	39
74	How old were you when you first: used Daztrex?	39
75	How old were you when you first: got suspended from school?	40
76	How old were you when you first: got arrested?	40
77	How old were you when you first: carried a handgun?	41
78	How old were you when you first: attacked someone with the idea of seriously hurting them?	41
79	How old were you when you first: belonged to a gang?	42
80	How wrong do you think it is for someone your age to: take a handgun to school?	42
81	How wrong do you think it is for someone your age to: steal anything worth more than \$5?	42
82	How wrong do you think it is for someone your age to: pick a fight with someone?	43
83	How wrong do you think it is for someone your age to: attack someone with the idea of seriously hurting them?	43
84	How wrong do you think it is for someone your age to: stay away from school all day when their parents think they are at school?	43
85	How wrong do you think it is for someone your age to: drink beer, wine or hard liquor (for example, vodka, whiskey, or gin) regularly?	44
86	How wrong do you think it is for someone your age to: smoke cigarettes?	44
87	How wrong do you think it is for someone your age to: smoke marijuana?	44
88	How wrong do you think it is for someone your age to: use prescription drugs or non-prescription drugs for the purpose of getting high?	45

89	How wrong do you think it is for someone your age to: use synthetic marijuana (K2, spice) or bath salts?	45
90	How wrong do you think it is for someone your age to: use LSD, cocaine, amphetamines or another illegal drug?	45
91	At school during the past 12 months, did you receive help from the resource teacher, speech therapist or other special education teacher?	46
92	How many times in the past year (12 months) have you: been suspended from school?	46
93	How many times in the past year (12 months) have you: carried a handgun?	46
94	How many times in the past year (12 months) have you: sold illegal drugs?	47
95	How many times in the past year (12 months) have you: stolen or tried to steal a motor vehicle such as a car or motorcycle?	47
96	How many times in the past year (12 months) have you: participated in clubs, organizations or activities at school?	48
97	How many times in the past year (12 months) have you: been arrested?	48
98	How many times in the past year (12 months) have you: attacked someone with the idea of seriously hurting them?	49
99	How many times in the past year (12 months) have you: been drunk or high at school?	49
100	How many times in the past year (12 months) have you: taken a handgun to school?	50
101	Are you currently on probation, or assigned a probation officer with Juvenile Court?	50
102	Have you ever belonged to a gang?	50
103	If you have ever belonged to a gang, did that gang have a name?	51
104	You are at a party at someone's house, and one of your friends offers you a drink containing alcohol. What would you say or do?	51
105	How often do you attend religious services or activities?	51
106	I think sometimes it's okay to cheat at school.	52
107	It is important to think before you act.	52
108	Sometimes I think that life is not worth it.	52
109	At times I think I am no good at all.	53
110	All in all, I am inclined to think that I am a failure.	53
111	In the past year, have you felt depressed or sad MOST days, even if you felt okay sometimes?	53
112	It is all right to beat up people if they start the fight.	54
113	I think it is okay to take something without asking if you can get away with it.	54
114	Where do you get the most information about living a drug and alcohol free life? Parents/guardians	54
115	Where do you get the most information about living a drug and alcohol free life? Friends	55

116	Where do you get the most information about living a drug and alcohol free life? Family members . . . . .	55
117	Where do you get the most information about living a drug and alcohol free life? School . . . . .	55
118	Where do you get the most information about living a drug and alcohol free life? Internet . . . . .	56
119	Where do you get the most information about living a drug and alcohol free life? TV . . . . .	56
120	Where do you get the most information about living a drug and alcohol free life? Social media . . . . .	56
121	How much do you think people risk harming themselves (physically or in other ways) if they: smoked one or more packs of cigarettes per day? . . . . .	57
122	How much do you think people risk harming themselves (physically or in other ways) if they: try marijuana once or twice? . . . . .	57
123	How much do you think people risk harming themselves (physically or in other ways) if they: smoke marijuana once or twice a week? . . . . .	57
124	How much do you think people risk harming themselves (physically or in other ways) if they: take one or two drinks of an alcoholic beverage (beer, wine, liquor) nearly every day? . . . . .	58
125	How much do you think people risk harming themselves (physically or in other ways) if they: have five or more drinks of an alcoholic beverage once or twice each weekend? . . . . .	58
126	How much do you think people risk harming themselves (physically or in other ways) if they: use prescription drugs that are not prescribed to them? . . . . .	58
127	How much do you think people risk harming themselves (physically or in other ways) if they: use non-prescription drugs to get high? . . . . .	59
128	Have you ever used smokeless tobacco (chew, snuff, plug, dipping tobacco, or chewing tobacco)? . . . . .	59
129	How often have you taken smokeless tobacco during the past 30 days? . . . . .	59
130	Have you ever smoked cigarettes? . . . . .	60
131	How frequently have you smoked cigarettes during the past 30 days? . . . . .	60
132	Which statement best describes rules about smoking inside your home? . . . . .	60
133	Which statement best describes rules about smoking in your family cars? . . . . .	61
134	During this school year, were you taught in any of your classes about the dangers of tobacco use? . . . . .	61
135	During the past 12 months, have you participated in any community activities to discourage people your age from using cigarettes, chewing tobacco, snuff, dip or cigars? . . . . .	61
136	Think back over the last two weeks. How many times have you had five or more alcoholic drinks in a row? . . . . .	62

137	During the past 30 days, how many times did you ride in a car or other vehicle driven by someone who had been drinking alcohol or using drugs to get high? . . . . .	62
138	During the past 30 days, how many times did you drive a car or other vehicle when you had been drinking alcohol or using drugs to get high? . . . . .	62
139	If you drank alcohol (not just a sip or taste) in the past year, how did you usually get it? . . . . .	63
140	If you drank alcohol (not just a sip or taste) in the past year, where did you usually drink it? . . . . .	63
141	How do you feel about someone your age having one or two drinks of an alcoholic beverage nearly every day? . . . . .	64
142	On how many occasions have you had alcoholic beverages (beer, wine or hard liquor) to drink in your lifetime - more than just a few sips? . . . . .	64
143	On how many occasions have you drunk one of more drinks of an alcoholic beverage during the past 30 days? . . . . .	64
144	On how many occasions have you used marijuana (grass, pot) or hashish (hash, hash oil) in your lifetime? . . . . .	65
145	On how many occasions have you used marijuana (grass, pot) or hashish (hash, hash oil) during the past 30 days? . . . . .	65
146	On how many occasions have you used LSD or other psychedelics in your lifetime? . . . . .	65
147	On how many occasions have you used LSD or other psychedelics during the past 30 days? . . . . .	66
148	On how many occasions have you used cocaine or crack in your lifetime? . . . . .	66
149	On how many occasions have you used cocaine or crack during the past 30 days? . . . . .	66
150	On how many occasions have you sniffed glue, breathed the contents of an aerosol spray can, or inhaled other gases or sprays, in order to get high in your lifetime? . . . . .	67
151	On how many occasions have you sniffed glue, breathed the contents of an aerosol spray can, or inhaled other gases or sprays, in order to get high during the past 30 days? . . . . .	67
152	On how many occasions have you used Daztrex in your lifetime? . . . . .	68
153	On how many occasions have you used Daztrex during the past 30 days? . . . . .	68
154	On how many occasions have you used synthetic marijuana in your lifetime? . . . . .	68
155	On how many occasions have you used synthetic marijuana during the past 30 days? . . . . .	69
156	On how many occasions have you used methamphetamines (meth, speed, crank, crystal meth) in your lifetime? . . . . .	69



157	On how many occasions have you used methamphetamines (meth, speed, crank, crystal meth) in the past 30 days? . . . . .	69
158	On how many occasions have you used other chemical products (bath salts, plant food, etc.) in your lifetime? . . . . .	70
159	On how many occasions have you used other chemical products (bath salts, plant food, etc.) during the past 30 days? . . . . .	70
160	On how many occasions have you used heroin or other opiates in your lifetime? . . . . .	70
161	On how many occasions have you used heroin or other opiates during the past 30 days? . . . . .	71
162	On how many occasions have you used MDMA ('X', 'E', or ecstasy) in your lifetime? . . . . .	71
163	On how many occasions have you used MDMA ('X', 'E', or ecstasy) during the past 30 days? . . . . .	71
164	On how many occasions have you taken prescription drugs (such as Valium, Xanax, Ritalin, Adderall, OxyContin, Darvocet, or sleeping pills) not prescribed to you in your lifetime? . . . . .	72
165	On how many occasions have you taken prescription drugs (such as Valium, Xanax, Ritalin, Adderall, OxyContin, Darvocet, or sleeping pills) not prescribed to you during the past 30 days? . . . . .	72
166	On how many occasions have you taken non-prescription medicines such as diet pills (for example, Dietac, Dexatrim or Prolamine), stay-awake pills (for example No-Doz, Vivarin, or Wake), or cough or cold medicines (robos, DXM, etc.) to get high in your lifetime? . . . . .	73
167	On how many occasions have you taken non-prescription medicines such as diet pills (for example, Dietac, Dexatrim or Prolamine), stay-awake pills (for example No-Doz, Vivarin, or Wake), or cough or cold medicines (robos, DXM, etc.) to get high during the past 30 days? . . . . .	73
168	On how many occasions have you been drunk or very high from drinking alcoholic beverages during the past 30 days? . . . . .	74
169	On how many occasions have you drunk flavored alcoholic beverages, sometimes called 'alcopops' (like Mike's Hard Lemonade, Smirnoff Ice, Bacardi Breezers, etc.) in your lifetime? . . . . .	74
170	On how many occasions have you drunk flavored alcoholic beverages, sometimes called 'alcopops' (like Mike's Hard Lemonade, Smirnoff Ice, Bacardi Breezers, etc.) during the past 30 days? . . . . .	75
171	If you used prescription drugs or over the counter drugs without a doctor telling you to use it or for the purpose of getting high, where did you get these drugs? . . . . .	75
172	During the last month, about how many marijuana cigarettes, or the equivalent, did you smoke a day, on the average? . . . . .	76
173	How wrong do your friends feel it would be for YOU to: drink alcohol? . . . . .	76
174	How wrong do your friends feel it would be for YOU to: smoke tobacco? . . . . .	76

175	How wrong do your friends feel it would be for YOU to: smoke marijuana? . . . . .	77
176	How wrong do your friends feel it would be for YOU to: use prescription drugs not prescribed to you . . . . .	77
177	How wrong would most adults (over 21) in your neighborhood think it is for kids your age: to use marijuana? . . . . .	77
178	How wrong would most adults (over 21) in your neighborhood think it is for kids your age: to drink alcohol? . . . . .	78
179	How wrong would most adults (over 21) in your neighborhood think it is for kids your age: to smoke cigarettes? . . . . .	78
180	How much do each of the following statements describe your neighborhood? crime and/or drug selling . . . . .	78
181	How much do each of the following statements describe your neighborhood? fights . . . . .	79
182	How much do each of the following statements describe your neighborhood? lots of empty or abandoned buildings . . . . .	79
183	How much do each of the following statements describe your neighborhood? lots of graffiti . . . . .	79
184	I feel safe in my neighborhood. . . . .	80
185	If a kid smoked marijuana in your neighborhood would he or she be caught by the police? . . . . .	80
186	If a kid drank some beer, wine or hard liquor (for example, vodka, whiskey, or gin) in your neighborhood would he or she be caught by the police? . . . . .	80
187	If a kid carried a handgun in your neighborhood would he or she be caught by the police? . . . . .	81
188	If you wanted to get some cigarettes, how easy would it be for you to get some? . . . . .	81
189	If you wanted to get some beer, wine or hard liquor (for example, vodka, whiskey, or gin), how easy would it be for you to get some? . . . . .	81
190	If you wanted to get a drug like cocaine, LSD, or amphetamines, how easy would it be for you to get some? . . . . .	82
191	If you wanted to get a handgun, how easy would it be for you to get one? . . . . .	82
192	If you wanted to get some marijuana, how easy would it be for you to get some? . . . . .	82
193	If you wanted to get prescription drugs for the purpose of getting high, how easy would it be for you to get some? . . . . .	83
194	If you wanted to get synthetic marijuana such as K2 or chemical products such as bath salts to get high, how easy would it be for you to get some? . . . . .	83
195	If you wanted to get steroids to enhance athletic performance, how easy would it be for you to get some? . . . . .	83

196	During the past 12 months, have you participated in any alcohol prevention programs or seen any alcohol prevention messages in your school or community? Yes, a school-based program focused on preventing underage drinking and/or drinking and driving. . . .	84
197	During the past 12 months, have you participated in any alcohol prevention programs or seen any alcohol prevention messages in your school or community? Yes, a community-based program focused on preventing underage drinking and/or drinking and driving (for example, through your church or temple or through youth groups like Boys and Girls Club or 4-H). . . .	84
198	During the past 12 months, have you participated in any alcohol prevention programs or seen any alcohol prevention messages in your school or community? Yes, a media campaign addressing underage drinking and/or drinking and driving (for example, newspaper ads, posters, pamphlets, radio, TV). . . .	84
199	During the past 12 months, have you participated in any alcohol prevention programs or seen any alcohol prevention messages in your school or community? No . . . .	84
200	How wrong do your parents feel it would be for YOU to: drink beer, wine or hard liquor (for example, vodka, whiskey or gin) regularly? .	85
201	How wrong do your parents feel it would be for YOU to: smoke tobacco? . . . .	85
202	How wrong do your parents feel it would be for YOU to: smoke marijuana? . . . .	85
203	How wrong do your parents feel it would be for YOU to: use prescription drugs not prescribed to you? . . . .	86
204	How wrong do your parents feel it would be for YOU to: steal something worth more than \$5? . . . .	86
205	How wrong do your parents feel it would be for YOU to: draw graffiti, write things, or draw pictures on buildings or other property (without the owner's permission)? . . . .	86
206	How wrong do your parents feel it would be for YOU to: pick a fight with someone? . . . .	87
207	During the past 12 months, have you talked with at least one of your parents about the dangers of underage drinking and/or drinking and driving? By parents, we mean either your biological parents, adoptive parents, stepparents, or adult guardians - whether or not they live with you. . . .	87
208	The rules in my family are clear. . . .	87
209	People in my family often insult or yell at each other. . . .	88
210	When I am not at home, one of my parents knows where I am and who I am with. . . .	88
211	We argue about the same things in my family over and over. . . .	88

212	If you drank some beer or wine or liquor (for example, vodka, whiskey, or gin) without your parents' permission, would you be caught by your parents? . . . .	89
213	My family has clear rules about alcohol and drug use. . . .	89
214	If you carried a handgun without your parents' permission, would you be caught by your parents? . . . .	89
215	If you skipped school would you be caught by your parents? . . . .	90
216	My parents ask if I've gotten my homework done. . . .	90
217	People in my family have serious arguments. . . .	90
218	Would your parents know if you did not come home on time? . . . .	91
219	Have any of your brothers or sisters ever: drunk beer, wine or hard liquor (for example, vodka, whiskey or gin)? . . . .	91
220	Have any of your brothers or sisters ever: smoked marijuana? . . . .	91
221	Have any of your brothers or sisters ever: smoked cigarettes? . . . .	91
222	Have any of your brothers or sisters ever: taken a handgun to school? . . . .	92
223	Have any of your brothers or sisters ever: been suspended or expelled from school? . . . .	92
224	Have you changed homes in the past year (the last 12 months)? . . .	92
225	How many times have you changed homes since kindergarten? . . .	92
226	Have you changed schools (including changing from elementary to middle and middle to high school) in the past year? . . . .	93
227	How many times have you changed schools since kindergarten (including changing from elementary to middle and middle to high school)? . . . .	93
228	Has anyone in your family ever had severe alcohol or drug problems? . . .	93
229	About how many adults (over 21) have you known personally who in the past year have: used marijuana, crack, cocaine, or other drugs? . . .	94
230	About how many adults (over 21) have you known personally who in the past year have: sold or dealt drugs? . . . .	94
231	About how many adults (over 21) have you known personally who in the past year have: done other things that could get them in trouble with the police, like stealing, selling stolen goods, mugging or assaulting others, etc.? . . . .	94
232	About how many adults (over 21) have you known personally who in the past year have: gotten drunk or high? . . . .	95
233	Have you seen or heard information about underage drinking in the past 12 months from the following sources? Radio . . . .	95
234	Have you seen or heard information about underage drinking in the past 12 months from the following sources? TV. . . .	95
235	Have you seen or heard information about underage drinking in the past 12 months from the following sources? Print. This includes information on underage drinking you may have seen in the newspaper, on a billboard, in pamphlets, on stickers, etc. . . .	95



236	Have you seen or heard information about underage drinking in the past 12 months from the following sources? Website or social media? (Facebook, Myspace, website, etc.) . . . . .	96
237	The next questions ask about your opinions of the information you saw or heard. If you have seen or heard more than one ad, please think about your favorite ad when answering these questions. The information about underage drinking that I saw or heard was convincing. . . . .	96
238	The next questions ask about your opinions of the information you saw or heard. If you have seen or heard more than one ad, please think about your favorite ad when answering these questions. The information about underage drinking that I saw or heard grabbed my attention. . . . .	96
239	The next questions ask about your opinions of the information you saw or heard. If you have seen or heard more than one ad, please think about your favorite ad when answering these questions. The information about underage drinking that I saw or heard said something important to me. . . . .	97
240	The next questions ask about your opinions of the information you saw or heard. If you have seen or heard more than one ad, please think about your favorite ad when answering these questions. Seeing or hearing this information about underage drinking made me want to stop or decrease my drinking. . . . .	97
241	How honest were you in filling out this survey? . . . . .	97

## List of Figures

1	Grade Chart . . . . .	11
2	Gender Chart . . . . .	12
3	Age Chart . . . . .	13
4	Ethnic Origin Chart . . . . .	14

# 1 INTRODUCTION

This report was generated from data collected on the *2013 Arkansas Prevention Needs Assessment Student Survey*. This report contains basic frequency tables of all data collected and graphs on the selected demographic variables of grade, gender, age and ethnic origin. The graph on ethnic origin is represented as a bar chart rather than as a pie chart. This is because students were allowed to mark more than one response for ethnic origin as opposed to being allowed to mark only one response. The bars represent the percent of students who marked each of the ethnic categories.

Questions regarding the information found in this report can be directed to:

**Pride Surveys**

160 Vanderbilt Court  
Bowling Green, KY 42103  
1-800-279-6361  
[www.pridesurveys.com](http://www.pridesurveys.com)

# Grade Chart

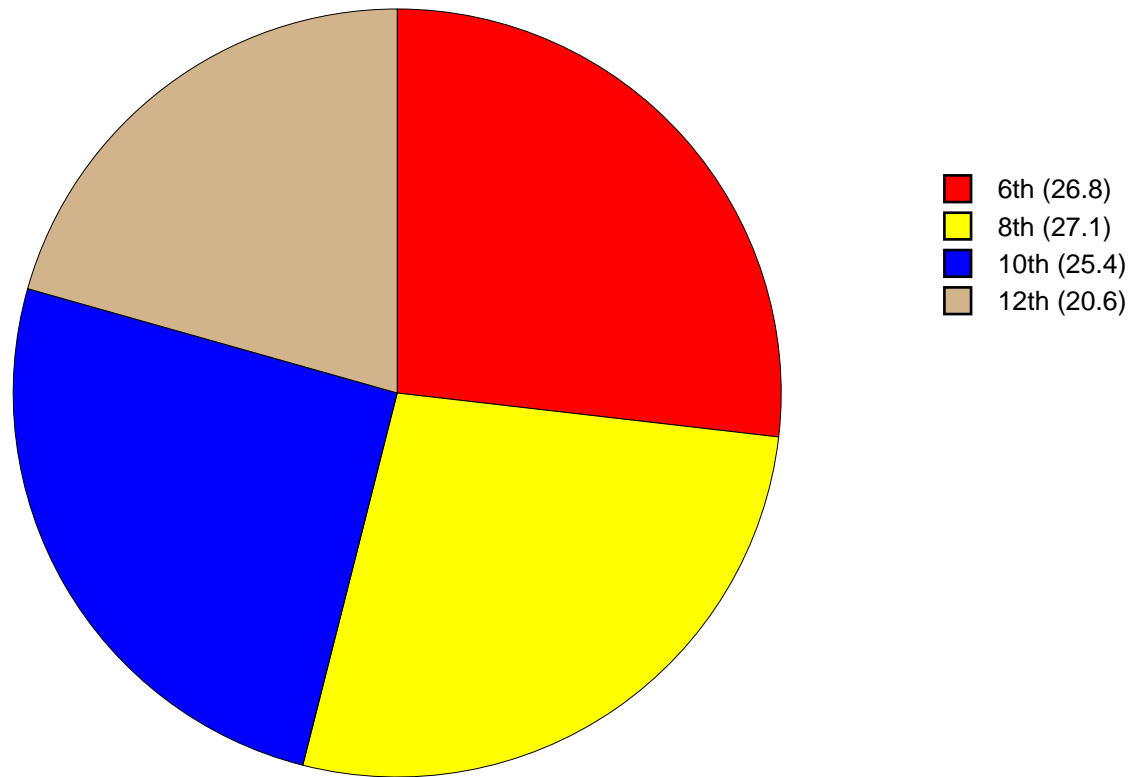


Figure 1: Grade Chart

## Gender Chart

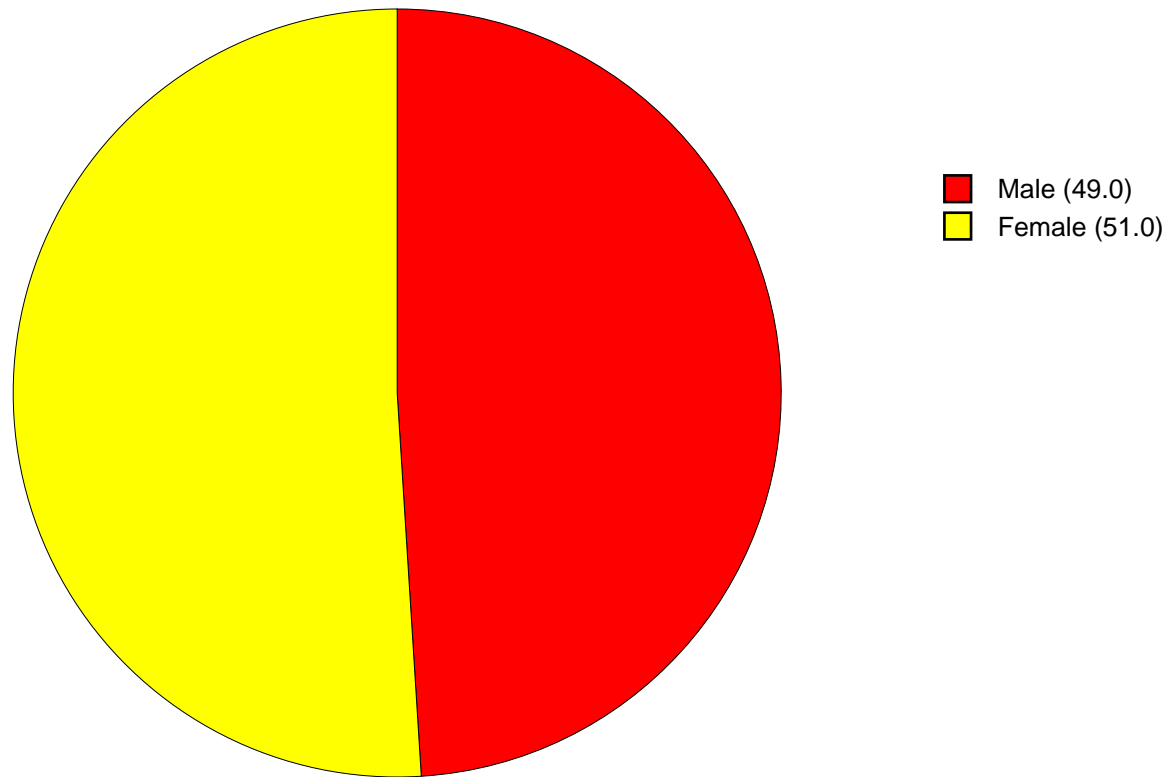


Figure 2: Gender Chart

# Age Chart

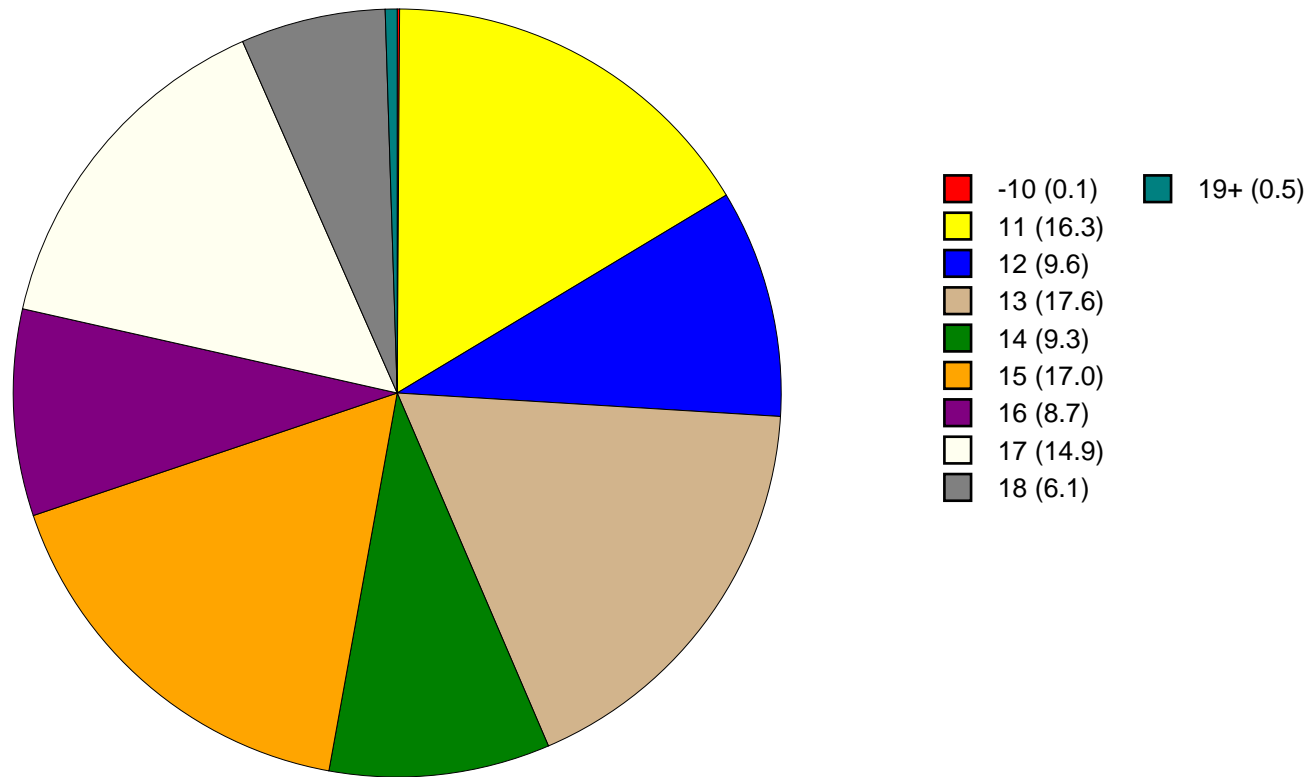


Figure 3: Age Chart

# Ethnic Origin Chart

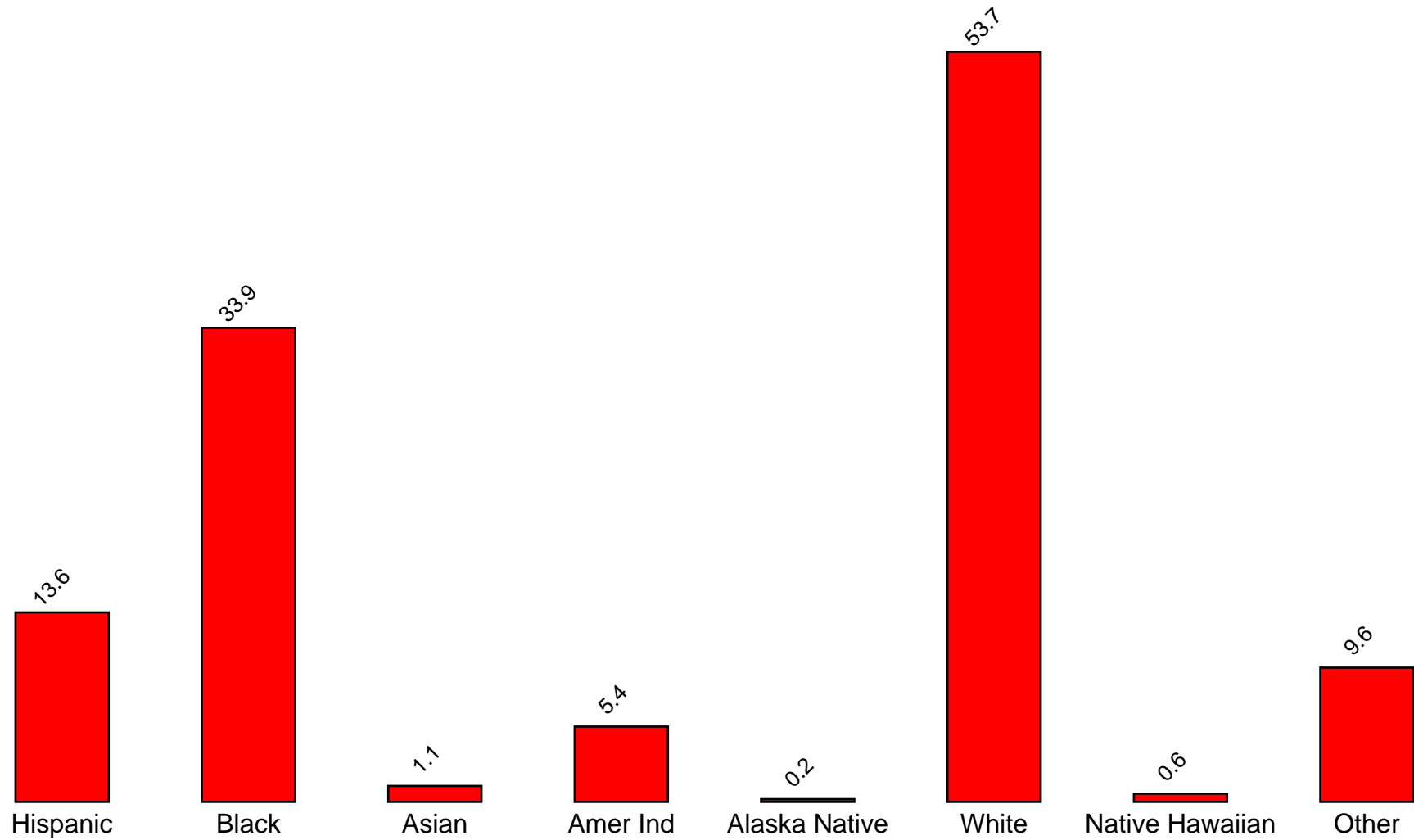


Figure 4: Ethnic Origin Chart



## 2 PERCENTAGE TABLES

The following tables contain frequency distribution detailing how your students responded to each question on the survey. The tables appear in the same order as the questions on the survey. The tables include breakdowns by grade level as well as overall percentages. The *N of Valid* row is a frequency count of the number of valid responses to each question for each grade and overall. The *N of Miss* row is a frequency count of the number of invalid (marked more than one response) or missing (i.e. did not respond) responses to each question for each grade and overall.

For the questions that allowed more than one response (i.e. race, live with, etc.) each response becomes a separate table. If a student did not mark the response, that was counted as a NO response, and if they did mark the response, that was counted as a YES response. Since a non response is a valid response for these questions, the *N of Miss* will always be zero for these questions.

Table 1: Sex

Response	6	8	10	12	Total	
Male	51.4	50.2	47.6	46.3	49.0	
Female	48.6	49.8	52.4	53.7	51.0	
N of Valid	1920	1938	1821	1478	7157	
N of Miss	7	11	7	2	27	

Table 2: Age

Response	6	8	10	12	Total	
10 or younger	0.2	0.0	0.0	0.0	0.1	
11	61.0	0.0	0.0	0.0	16.3	
12	35.7	0.1	0.0	0.0	9.6	
13	3.1	62.0	0.0	0.0	17.6	
14	0.1	34.1	0.1	0.0	9.3	
15	0.0	3.8	62.6	0.0	17.0	
16	0.0	0.1	33.4	0.8	8.7	
17	0.0	0.0	3.6	67.6	14.9	
18	0.0	0.0	0.3	29.2	6.1	
19 or older	0.0	0.0	0.0	2.3	0.5	
N of Valid	1919	1941	1825	1477	7162	
N of Miss	8	8	3	3	22	

Table 3: Are you Hispanic or Latino?

Response	6	8	10	12	Total	
No	85.4	85.8	86.3	88.6	86.4	
Yes	14.6	14.2	13.7	11.4	13.6	
N of Valid	1779	1891	1786	1462	6918	
N of Miss	148	58	42	18	266	

Table 4: What is your race? Black or African American



Response	6	8	10	12	Total	
No	66.4	66.8	64.4	66.8	66.1	
Yes	33.6	33.2	35.6	33.2	33.9	
N of Valid	1927	1949	1828	1480	7184	
N of Miss	0	0	0	0	0	

Table 5: What is your race? Asian



Response	6	8	10	12	Total	
No	99.1	99.1	98.5	98.6	98.9	
Yes	0.9	0.9	1.5	1.4	1.1	
N of Valid	1927	1949	1828	1480	7184	
N of Miss	0	0	0	0	0	

Table 6: What is your race? American Indian



Response	6	8	10	12	Total	
No	93.0	93.7	94.9	97.6	94.6	
Yes	7.0	6.3	5.1	2.4	5.4	
N of Valid	1927	1949	1828	1480	7184	
N of Miss	0	0	0	0	0	

Table 7: What is your race? Alaska Native



Response	6	8	10	12	Total	
No	99.7	99.8	99.8	99.9	99.8	
Yes	0.3	0.2	0.2	0.1	0.2	
N of Valid	1927	1949	1828	1480	7184	
N of Miss	0	0	0	0	0	

Table 8: What is your race? White



Response	6	8	10	12	Total	
No	50.4	44.5	46.7	42.9	46.3	
Yes	49.6	55.5	53.3	57.1	53.7	
N of Valid	1927	1949	1828	1480	7184	
N of Miss	0	0	0	0	0	

Table 9: What is your race? Native Hawaiian or Other Pacific Islander



Response	6	8	10	12	Total	
No	99.3	99.6	99.3	99.5	99.4	
Yes	0.7	0.4	0.7	0.5	0.6	
N of Valid	1927	1949	1828	1480	7184	
N of Miss	0	0	0	0	0	

Table 10: What is your race? Other



Response	6	8	10	12	Total	
No	87.9	89.4	91.4	93.8	90.4	
Yes	12.1	10.6	8.6	6.2	9.6	
N of Valid	1927	1949	1828	1480	7184	
N of Miss	0	0	0	0	0	

Table 11: What is the highest level of schooling completed by your mother or father?

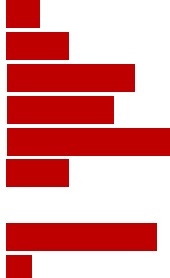
Response	6	8	10	12	Total	
Completed grade school or less	3.7	2.0	2.6	3.0	2.8	
Some high school	4.6	6.0	8.5	12.6	7.7	
Completed high school	12.4	18.5	20.8	23.2	18.5	
Some college	9.8	13.8	18.1	19.3	15.0	
Completed college	23.0	24.5	25.8	25.2	24.6	
Graduate or professional school after college	7.8	8.2	7.4	6.9	7.6	
Don't know	37.2	25.6	15.1	8.2	22.3	
Does not apply	1.4	1.3	1.7	1.6	1.5	
N of Valid	1816	1904	1795	1459	6974	
N of Miss	111	45	33	21	210	

Table 12: Think of where you live most of the time. Which of the following people live there with you? Mother


Response	6	8	10	12	Total	
No	13.9	16.7	17.8	18.0	16.5	
Yes	86.1	83.3	82.2	82.0	83.5	
N of Valid	1927	1949	1828	1480	7184	
N of Miss	0	0	0	0	0	

Table 13: Think of where you live most of the time. Which of the following people live there with you? Stepmother


Response	6	8	10	12	Total	
No	95.2	95.2	94.3	94.1	94.7	
Yes	4.8	4.8	5.7	5.9	5.3	
N of Valid	1927	1949	1828	1480	7184	
N of Miss	0	0	0	0	0	

Table 14: Think of where you live most of the time. Which of the following people live there with you? Foster Mother



Response	6	8	10	12	Total	
No	99.5	99.6	99.4	99.5	99.5	
Yes	0.5	0.4	0.6	0.5	0.5	
N of Valid	1927	1949	1828	1480	7184	
N of Miss	0	0	0	0	0	

Table 15: Think of where you live most of the time. Which of the following people live there with you? Grandmother



Response	6	8	10	12	Total	
No	85.0	85.3	86.0	88.6	86.1	
Yes	15.0	14.7	14.0	11.4	13.9	
N of Valid	1927	1949	1828	1480	7184	
N of Miss	0	0	0	0	0	

Table 16: Think of where you live most of the time. Which of the following people live there with you? Aunt



Response	6	8	10	12	Total	
No	94.8	95.1	96.0	96.5	95.5	
Yes	5.2	4.9	4.0	3.5	4.5	
N of Valid	1927	1949	1828	1480	7184	
N of Miss	0	0	0	0	0	

Table 17: Think of where you live most of the time. Which of the following people live there with you? Father



Response	6	8	10	12	Total	
No	47.7	48.7	49.6	50.7	49.1	
Yes	52.3	51.3	50.4	49.3	50.9	
N of Valid	1927	1949	1828	1480	7184	
N of Miss	0	0	0	0	0	



Table 18: Think of where you live most of the time. Which of the following people live there with you? Stepfather



Response	6	8	10	12	Total	
No	84.2	84.0	85.2	86.4	84.9	
Yes	15.8	16.0	14.8	13.6	15.1	
N of Valid	1927	1949	1828	1480	7184	
N of Miss	0	0	0	0	0	

Table 19: Think of where you live most of the time. Which of the following people live there with you? Foster Father



Response	6	8	10	12	Total	
No	99.4	99.7	99.6	99.7	99.6	
Yes	0.6	0.3	0.4	0.3	0.4	
N of Valid	1927	1949	1828	1480	7184	
N of Miss	0	0	0	0	0	

Table 20: Think of where you live most of the time. Which of the following people live there with you? Grandfather



Response	6	8	10	12	Total	
No	91.7	91.0	92.8	95.0	92.5	
Yes	8.3	9.0	7.2	5.0	7.5	
N of Valid	1927	1949	1828	1480	7184	
N of Miss	0	0	0	0	0	

Table 21: Think of where you live most of the time. Which of the following people live there with you? Uncle



Response	6	8	10	12	Total	
No	95.3	95.9	96.3	97.0	96.1	
Yes	4.7	4.1	3.7	3.0	3.9	
N of Valid	1927	1949	1828	1480	7184	
N of Miss	0	0	0	0	0	

Table 22: Think of where you live most of the time. Which of the following people live there with you? Other Adults



Response	6	8	10	12	Total	
No	97.9	97.9	98.1	97.1	97.8	
Yes	2.1	2.1	1.9	2.9	2.2	
N of Valid	1927	1949	1828	1480	7184	
N of Miss	0	0	0	0	0	

Table 23: Think of where you live most of the time. Which of the following people live there with you? Brother(s)



Response	6	8	10	12	Total	
No	51.2	54.7	57.5	62.6	56.1	
Yes	48.8	45.3	42.5	37.4	43.9	
N of Valid	1927	1949	1828	1480	7184	
N of Miss	0	0	0	0	0	

Table 24: Think of where you live most of the time. Which of the following people live there with you? Stepbrother(s)



Response	6	8	10	12	Total	
No	94.7	95.2	95.9	97.6	95.8	
Yes	5.3	4.8	4.1	2.4	4.2	
N of Valid	1927	1949	1828	1480	7184	
N of Miss	0	0	0	0	0	

Table 25: Think of where you live most of the time. Which of the following people live there with you? Sister(s)



Response	6	8	10	12	Total	
No	55.7	58.4	61.9	66.0	60.1	
Yes	44.3	41.6	38.1	34.0	39.9	
N of Valid	1927	1949	1828	1480	7184	
N of Miss	0	0	0	0	0	

Table 26: Think of where you live most of the time. Which of the following people live there with you? Stepsister(s)

Response	6	8	10	12	Total	
No	95.1	95.7	96.2	97.8	96.1	
Yes	4.9	4.3	3.8	2.2	3.9	
N of Valid	1927	1949	1828	1480	7184	
N of Miss	0	0	0	0	0	

Table 27: Think of where you live most of the time. Which of the following people live there with you? Other Children

Response	6	8	10	12	Total	
No	95.7	95.2	95.7	94.9	95.4	
Yes	4.3	4.8	4.3	5.1	4.6	
N of Valid	1927	1949	1828	1480	7184	
N of Miss	0	0	0	0	0	

Table 28: In my school, students have lots of chances to help decide things like class activities and rules.

Response	6	8	10	12	Total	
NO!	20.1	17.5	19.7	19.5	19.1	
no	33.7	36.4	35.0	35.8	35.2	
yes	36.6	39.5	38.5	35.5	37.7	
YES!	9.5	6.6	6.8	9.2	8.0	
N of Valid	1870	1931	1809	1474	7084	
N of Miss	57	18	19	6	100	

Table 29: Teachers ask me to work on special classroom projects.

Response	6	8	10	12	Total	
NO!	9.9	9.5	10.0	10.2	9.9	
no	32.7	37.1	38.9	37.6	36.5	
yes	40.5	43.7	44.7	44.1	43.2	
YES!	16.8	9.7	6.4	8.1	10.4	
N of Valid	1876	1921	1805	1473	7075	
N of Miss	51	28	23	7	109	

Table 30: My teacher(s) notices when I am doing a good job and lets me know about it.

Response	6	8	10	12	Total	
NO!	5.4	6.1	8.2	7.0	6.6	
no	14.1	18.0	19.5	21.3	18.0	
yes	44.0	50.1	50.9	54.4	49.6	
YES!	36.5	25.9	21.3	17.2	25.7	
N of Valid	1881	1924	1799	1473	7077	
N of Miss	46	25	29	7	107	

Table 31: There are lots of chances for students in my school to get involved in sports, clubs, and other school activities outside of class.

Response	6	8	10	12	Total	
NO!	9.3	3.0	3.0	1.8	4.4	
no	17.2	8.6	7.3	6.3	10.1	
yes	37.6	39.2	39.9	42.4	39.6	
YES!	35.9	49.1	49.8	49.6	45.9	
N of Valid	1887	1927	1806	1469	7089	
N of Miss	40	22	22	11	95	

Table 32: There are lots of chances for students in my school to talk with a teacher one-on-one.

Response	6	8	10	12	Total	
NO!	5.7	5.9	6.1	5.4	5.8	
no	16.4	20.4	24.6	20.7	20.5	
yes	45.7	49.8	49.0	51.1	48.8	
YES!	32.1	23.9	20.3	22.7	24.9	
N of Valid	1870	1918	1807	1471	7066	
N of Miss	57	31	21	9	118	

Table 33: I feel safe at my school.

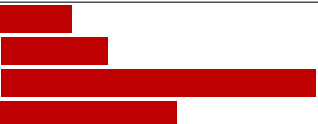
Response	6	8	10	12	Total	
NO!	8.4	9.3	10.0	9.0	9.2	
no	12.0	15.6	18.2	14.0	15.0	
yes	40.8	51.6	53.0	53.1	49.4	
YES!	38.9	23.5	18.7	23.9	26.5	
N of Valid	1880	1920	1803	1462	7065	
N of Miss	47	29	25	18	119	

Table 34: The school lets my parents know when I have done something well.


Response	6	8	10	12	Total	
NO!	10.9	16.1	23.3	24.3	18.3	
no	26.9	38.8	44.7	44.2	38.3	
yes	35.7	32.9	25.3	25.1	30.0	
YES!	26.5	12.2	6.7	6.4	13.4	
N of Valid	1865	1912	1795	1473	7045	
N of Miss	62	37	33	7	139	

Table 35: My teachers praise me when I work hard in school.


Response	6	8	10	12	Total	
NO!	14.0	14.5	18.4	15.0	15.5	
no	28.8	38.3	38.1	39.0	35.9	
yes	38.8	35.9	35.2	38.2	37.0	
YES!	18.4	11.2	8.3	7.8	11.7	
N of Valid	1849	1907	1797	1467	7020	
N of Miss	78	42	31	13	164	

Table 36: Are your school grades better than the grades of most students in your class?





Response	6	8	10	12	Total	
NO!	8.2	7.2	6.4	4.1	6.6	
no	27.5	28.3	26.8	22.8	26.6	
yes	43.5	48.0	48.4	52.6	47.9	
YES!	20.7	16.5	18.4	20.5	19.0	
N of Valid	1870	1916	1803	1472	7061	
N of Miss	57	33	25	8	123	

Table 37: I have lots of chances to be part of class discussions or activities.





Response	6	8	10	12	Total	
NO!	5.0	3.9	5.1	2.9	4.3	
no	15.6	16.5	16.3	15.9	16.1	
yes	47.0	56.4	59.5	59.9	55.4	
YES!	32.5	23.1	19.2	21.3	24.2	
N of Valid	1878	1925	1803	1469	7075	
N of Miss	49	24	25	11	109	

Table 38: Now thinking back over the past year in school, how often did you: enjoy being in school?






Response	6	8	10	12	Total	
Never	9.6	9.2	10.3	11.9	10.1	
Seldom	7.4	10.7	14.1	15.8	11.8	
Sometimes	41.8	44.9	45.3	43.6	43.9	
Often	22.9	23.1	22.0	21.6	22.5	
Almost always	18.3	12.1	8.2	7.0	11.7	
N of Valid	1869	1930	1810	1465	7074	
N of Miss	58	19	18	15	110	



Table 39: Now thinking back over the past year in school, how often did you: hate being in school?






Response	6	8	10	12	Total	
Never	18.5	8.9	5.1	4.8	9.6	
Seldom	20.6	23.8	21.1	19.9	21.5	
Sometimes	34.3	37.3	39.2	37.0	36.9	
Often	13.5	17.7	21.4	22.9	18.6	
Almost always	13.0	12.4	13.2	15.4	13.4	
N of Valid	1855	1927	1807	1464	7053	
N of Miss	72	22	21	16	131	

Table 40: Now thinking back over the past year in school, how often did you: try to do your best work in school?






Response	6	8	10	12	Total	
Never	0.5	0.4	0.6	0.5	0.5	
Seldom	0.9	1.1	1.8	2.5	1.5	
Sometimes	6.7	10.9	16.2	16.5	12.3	
Often	17.8	29.9	34.8	34.4	28.9	
Almost always	74.2	57.7	46.6	46.2	56.8	
N of Valid	1844	1914	1798	1460	7016	
N of Miss	83	35	30	20	168	

Table 41: How often do you feel that the school work you are assigned is meaningful and important?






Response	6	8	10	12	Total	
Never	5.1	5.3	7.0	7.9	6.2	
Seldom	7.1	13.9	20.1	22.9	15.5	
Sometimes	23.4	28.7	36.8	35.9	30.8	
Often	30.1	31.7	24.7	23.8	27.9	
Almost always	34.3	20.4	11.5	9.6	19.5	
N of Valid	1853	1926	1798	1464	7041	
N of Miss	74	23	30	16	143	

Table 42: Putting them all together, what were your grades like last year?

Response	6	8	10	12	Total	
Mostly F's	0.9	1.2	1.1	0.8	1.0	
Mostly D's	2.1	3.5	5.4	2.7	3.5	
Mostly C's	12.8	22.4	23.3	20.6	19.7	
Mostly B's	38.7	39.8	40.9	41.5	40.2	
Mostly A's	45.6	33.2	29.2	34.4	35.6	
N of Valid	1776	1842	1764	1442	6824	
N of Miss	151	107	64	38	360	

Table 43: How important do you think the things you are learning in school are going to be for your later life?

Response	6	8	10	12	Total	
Very important	58.1	39.0	24.6	18.0	36.1	
Quite important	21.0	26.1	23.5	23.4	23.5	
Fairly important	13.8	23.4	29.1	32.1	24.1	
Slightly important	5.5	9.3	18.3	20.6	12.9	
Not at all important	1.5	2.3	4.5	6.0	3.4	
N of Valid	1886	1927	1807	1469	7089	
N of Miss	41	22	21	11	95	

Table 44: How interesting are most of your courses to you?

Response	6	8	10	12	Total	
Very interesting and stimulating	20.2	12.5	8.5	7.8	12.5	
Quite interesting	33.1	29.3	25.0	24.1	28.1	
Fairly interesting	31.4	37.4	41.8	41.7	37.8	
Slightly dull	10.0	15.0	18.6	18.9	15.4	
Very dull	5.4	5.9	6.1	7.4	6.1	
N of Valid	1856	1924	1803	1466	7049	
N of Miss	71	25	25	14	135	

Table 45: During the LAST FOUR WEEKS how many whole days of school have you missed because you skipped or 'cut'?








Response	6	8	10	12	Total	
None	66.4	75.9	75.8	65.0	71.1	
1	13.4	9.7	9.5	12.5	11.2	
2	7.2	5.6	6.0	8.8	6.8	
3	6.4	4.3	3.4	5.0	4.8	
04/05/13	4.2	3.4	3.2	5.4	4.0	
06/10/13	1.8	0.7	0.9	1.9	1.3	
11 or more	0.6	0.4	1.2	1.5	0.9	
N of Valid	1877	1931	1808	1467	7083	
N of Miss	50	18	20	13	101	

Table 46: What are the chances you would be seen as cool if you: smoked cigarettes?






Response	6	8	10	12	Total	
No or very little chance	88.2	73.6	62.4	54.8	70.6	
Little chance	6.7	11.8	16.4	19.3	13.2	
Some chance	2.3	8.4	11.9	15.2	9.1	
Pretty good chance	0.9	4.0	5.6	6.2	4.1	
Very good chance	1.9	2.3	3.6	4.5	3.0	
N of Valid	1827	1904	1786	1464	6981	
N of Miss	100	45	42	16	203	

Table 47: What are the chances you would be seen as cool if you: worked hard at school?






Response	6	8	10	12	Total	
No or very little chance	7.5	9.7	12.1	11.5	10.1	
Little chance	7.9	13.1	17.8	16.4	13.6	
Some chance	13.1	20.7	24.6	28.2	21.3	
Pretty good chance	22.0	26.3	25.1	24.9	24.5	
Very good chance	49.5	30.2	20.4	19.0	30.5	
N of Valid	1855	1910	1791	1463	7019	
N of Miss	72	39	37	17	165	

Table 48: What are the chances you would be seen as cool if you: began drinking alcoholic beverages regularly, that is, at least once or twice a month?






Response	6	8	10	12	Total	
No or very little chance	85.9	65.8	45.0	35.9	59.5	
Little chance	7.0	15.0	16.8	16.4	13.7	
Some chance	3.4	8.2	15.2	19.3	11.0	
Pretty good chance	2.1	7.3	14.5	17.8	9.9	
Very good chance	1.6	3.7	8.5	10.7	5.8	
N of Valid	1838	1906	1788	1464	6996	
N of Miss	89	43	40	16	188	

Table 49: What are the chances you would be seen as cool if you: defended someone who was being verbally abused at school?






Response	6	8	10	12	Total	
No or very little chance	17.8	14.0	16.3	14.3	15.7	
Little chance	8.5	13.4	15.4	14.4	12.8	
Some chance	12.8	21.4	25.2	27.3	21.3	
Pretty good chance	19.2	25.1	24.4	25.2	23.4	
Very good chance	41.7	26.2	18.6	18.8	26.8	
N of Valid	1838	1911	1788	1459	6996	
N of Miss	89	38	40	21	188	

Table 50: What are the chances you would be seen as cool if you: smoked marijuana?






Response	6	8	10	12	Total	
No or very little chance	91.7	72.0	51.9	44.1	66.2	
Little chance	3.9	9.3	11.5	13.3	9.3	
Some chance	1.5	7.0	11.1	14.1	8.1	
Pretty good chance	1.2	4.6	11.0	12.4	7.0	
Very good chance	1.8	7.1	14.4	16.1	9.5	
N of Valid	1835	1906	1786	1463	6990	
N of Miss	92	43	42	17	194	

Table 51: What are the chances you would be seen as cool if you: carried a handgun?






Response	6	8	10	12	Total	
No or very little chance	83.2	76.2	69.6	67.8	74.6	
Little chance	7.3	9.9	12.3	13.2	10.5	
Some chance	3.9	5.0	7.2	7.6	5.8	
Pretty good chance	2.2	4.4	5.3	5.0	4.2	
Very good chance	3.4	4.6	5.6	6.3	4.9	
N of Valid	1837	1907	1787	1466	6997	
N of Miss	90	42	41	14	187	

Table 52: Think of your four best friends (the friends you feel closest to). In the past year (12 months), how many of your best friends have: participated in clubs, organizations or activities at school?






Response	6	8	10	12	Total	
0	18.4	11.0	11.7	11.6	13.3	
1	13.4	10.8	11.2	11.1	11.7	
2	17.1	18.9	18.7	15.7	17.7	
3	14.5	17.1	16.3	13.1	15.4	
4	36.8	42.3	42.0	48.5	42.0	
N of Valid	1847	1914	1771	1455	6987	
N of Miss	80	35	57	25	197	

Table 53: Think of your four best friends (the friends you feel closest to). In the past year (12 months), how many of your best friends have: smoked cigarettes?






Response	6	8	10	12	Total	
0	91.1	74.8	55.4	45.8	68.1	
1	5.7	13.5	18.5	17.4	13.5	
2	1.7	5.3	11.8	14.8	8.0	
3	0.6	3.1	6.1	9.8	4.6	
4	0.9	3.3	8.2	12.2	5.8	
N of Valid	1845	1914	1773	1457	6989	
N of Miss	82	35	55	23	195	

Table 54: Think of your four best friends (the friends you feel closest to). In the past year (12 months), how many of your best friends have: tried beer, wine or hard liquor (for example, vodka, whiskey, or gin) when their parents didn't know about it?






Response	6	8	10	12	Total	
0	82.9	59.2	34.0	24.7	51.9	
1	8.2	16.2	16.0	10.7	12.9	
2	3.9	10.0	15.3	17.2	11.2	
3	2.5	5.4	11.7	12.5	7.7	
4	2.5	9.3	23.1	34.9	16.3	
N of Valid	1848	1918	1774	1457	6997	
N of Miss	79	31	54	23	187	

Table 55: Think of your four best friends (the friends you feel closest to). In the past year (12 months), how many of your best friends have: made a commitment to stay drug-free?






Response	6	8	10	12	Total	
0	13.4	22.1	32.2	38.7	25.9	
1	6.5	8.9	14.6	16.1	11.2	
2	5.6	10.0	12.5	11.7	9.8	
3	8.3	11.5	12.0	8.9	10.3	
4	66.2	47.5	28.7	24.7	42.9	
N of Valid	1829	1898	1759	1448	6934	
N of Miss	98	51	69	32	250	

Table 56: Think of your four best friends (the friends you feel closest to). In the past year (12 months), how many of your best friends have: used marijuana?






Response	6	8	10	12	Total	
0	95.1	78.0	54.5	43.4	69.4	
1	2.5	10.1	15.6	16.0	10.7	
2	0.9	4.5	10.9	14.3	7.2	
3	0.6	2.9	8.0	9.3	4.9	
4	0.9	4.5	11.1	17.1	7.8	
N of Valid	1852	1902	1772	1454	6980	
N of Miss	75	47	56	26	204	



Table 57: Think of your four best friends (the friends you feel closest to). In the past year (12 months), how many of your best friends have: used prescription drugs or non-prescription drugs for the purposes of getting high?






Response	6	8	10	12	Total	
0	94.1	87.5	74.3	68.1	81.9	
1	3.0	6.0	11.6	11.4	7.7	
2	0.8	3.4	6.4	8.7	4.6	
3	0.7	1.1	3.2	4.6	2.2	
4	1.4	1.9	4.5	7.2	3.6	
N of Valid	1844	1917	1766	1451	6978	
N of Miss	83	32	62	29	206	

Table 58: Think of your four best friends (the friends you feel closest to). In the past year (12 months), how many of your best friends have: used synthetic marijuana (K2, spice) or bath salts?






Response	6	8	10	12	Total	
0	97.6	93.4	85.6	81.2	89.9	
1	1.4	3.0	6.3	7.5	4.4	
2	0.4	1.3	3.4	4.1	2.2	
3	0.2	0.6	2.0	2.9	1.3	
4	0.4	1.7	2.8	4.3	2.2	
N of Valid	1837	1910	1773	1452	6972	
N of Miss	90	39	55	28	212	

Table 59: Think of your four best friends (the friends you feel closest to). In the past year (12 months), how many of your best friends have: used LSD, cocaine, amphetamines, or other illegal drugs?






Response	6	8	10	12	Total	
0	96.9	92.6	89.6	87.3	91.8	
1	1.9	4.8	5.7	6.4	4.6	
2	0.3	1.0	2.5	2.8	1.6	
3	0.3	0.7	0.9	1.7	0.8	
4	0.7	0.9	1.4	1.9	1.2	
N of Valid	1830	1908	1771	1452	6961	
N of Miss	97	41	57	28	223	

Table 60: Think of your four best friends (the friends you feel closest to). In the past year (12 months), how many of your best friends have: tried to do well in school?


Response	6	8	10	12	Total	
0	2.8	3.0	4.3	4.9	3.7	
1	3.5	4.0	6.1	5.6	4.7	
2	5.8	10.0	14.1	12.5	10.5	
3	14.1	19.4	18.2	19.3	17.7	
4	73.8	63.6	57.3	57.7	63.4	
N of Valid	1839	1909	1774	1452	6974	
N of Miss	88	40	54	28	210	

Table 61: Think of your four best friends (the friends you feel closest to). In the past year (12 months), how many of your best friends have: been suspended from school?


Response	6	8	10	12	Total	
0	60.6	52.3	58.0	64.2	58.4	
1	19.8	23.9	19.7	17.9	20.5	
2	9.1	10.9	10.0	8.5	9.7	
3	3.7	5.3	5.2	3.2	4.4	
4	6.7	7.6	7.1	6.1	7.0	
N of Valid	1828	1905	1765	1451	6949	
N of Miss	99	44	63	29	235	

Table 62: Think of your four best friends (the friends you feel closest to). In the past year (12 months), how many of your best friends have: liked school?

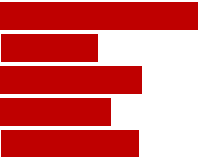
Response	6	8	10	12	Total	
0	22.2	29.6	33.7	36.1	30.0	
1	12.4	13.4	15.1	12.4	13.3	
2	19.5	19.8	23.1	20.8	20.8	
3	17.1	17.2	13.8	14.2	15.7	
4	28.8	20.0	14.4	16.5	20.2	
N of Valid	1842	1908	1767	1453	6970	
N of Miss	85	41	61	27	214	

Table 63: Think of your four best friends (the friends you feel closest to). In the past year (12 months), how many of your best friends have: carried a handgun?

Response	6	8	10	12	Total	
0	93.5	92.3	89.7	87.3	90.9	
1	3.1	3.6	4.7	5.9	4.3	
2	1.2	1.5	2.6	3.2	2.0	
3	0.5	0.9	0.9	0.8	0.8	
4	1.6	1.7	2.1	2.8	2.0	
N of Valid	1849	1913	1772	1452	6986	
N of Miss	78	36	56	28	198	

Table 64: Think of your four best friends (the friends you feel closest to). In the past year (12 months), how many of your best friends have: sold illegal drugs?

Response	6	8	10	12	Total	
0	97.4	92.6	84.2	81.5	89.4	
1	1.3	4.0	8.1	8.7	5.3	
2	0.5	1.5	4.2	4.3	2.5	
3	0.1	0.7	1.8	2.7	1.2	
4	0.7	1.2	1.7	2.8	1.5	
N of Valid	1838	1898	1768	1449	6953	
N of Miss	89	51	60	31	231	

Table 65: Think of your four best friends (the friends you feel closest to). In the past year (12 months), how many of your best friends have: regularly attended religious services?

Response	6	8	10	12	Total	
0	30.3	20.2	17.4	16.8	21.4	
1	7.4	10.5	13.6	14.8	11.4	
2	9.3	15.6	19.6	21.8	16.3	
3	12.9	19.2	18.7	18.2	17.3	
4	40.0	34.3	30.7	28.4	33.6	
N of Valid	1777	1887	1755	1448	6867	
N of Miss	150	62	73	32	317	

Table 66: Think of your four best friends (the friends you feel closest to). In the past year (12 months), how many of your best friends have: stolen or tried to steal a motor vehicle such as a car or motorcycle?

Response	6	8	10	12	Total	
0	96.9	94.6	92.1	93.0	94.3	
1	1.8	3.1	4.6	3.6	3.3	
2	0.8	1.6	2.0	1.6	1.5	
3	0.2	0.2	0.7	0.6	0.4	
4	0.3	0.5	0.6	1.1	0.6	
N of Valid	1845	1913	1769	1453	6980	
N of Miss	82	36	59	27	204	

Table 67: Think of your four best friends (the friends you feel closest to). In the past year (12 months), how many of your best friends have: been arrested?

Response	6	8	10	12	Total	
0	93.7	87.0	81.3	78.8	85.6	
1	4.7	7.8	11.3	12.9	8.9	
2	0.8	2.7	4.1	4.7	3.0	
3	0.2	1.2	1.2	1.4	1.0	
4	0.6	1.4	2.0	2.1	1.5	
N of Valid	1843	1908	1766	1454	6971	
N of Miss	84	41	62	26	213	

Table 68: Think of your four best friends (the friends you feel closest to). In the past year (12 months), how many of your best friends have: dropped out of school?

Response	6	8	10	12	Total	
0	95.1	94.4	89.7	86.3	91.7	
1	3.0	3.5	6.5	9.3	5.4	
2	1.1	1.1	2.4	2.6	1.7	
3	0.3	0.5	0.7	0.6	0.5	
4	0.5	0.5	0.8	1.1	0.7	
N of Valid	1843	1912	1769	1455	6979	
N of Miss	84	37	59	25	205	

Table 69: Think of your four best friends (the friends you feel closest to). In the past year (12 months), how many of your best friends have: been members of a gang?






Response	6	8	10	12	Total	
0	90.3	85.7	86.2	87.7	87.5	
1	4.7	5.9	5.1	3.9	4.9	
2	1.7	3.1	3.1	3.0	2.7	
3	1.0	1.4	2.0	1.3	1.4	
4	2.2	4.0	3.7	4.1	3.5	
N of Valid	1839	1912	1769	1453	6973	
N of Miss	88	37	59	27	211	

Table 70: How old were you when you first: smoked marijuana?










Response	6	8	10	12	Total	
Never	98.0	91.3	74.3	61.5	82.6	
10 or younger	0.9	0.8	1.3	1.9	1.2	
11	0.7	1.3	1.6	1.0	1.2	
12	0.3	2.2	2.2	3.0	1.9	
13	0.1	3.2	5.3	4.5	3.2	
14	0.0	1.0	6.5	5.4	3.0	
15	0.0	0.2	6.6	7.0	3.2	
16	0.0	0.0	1.7	10.1	2.5	
17 or older	0.0	0.0	0.3	5.6	1.2	
N of Valid	1857	1901	1780	1452	6990	
N of Miss	70	48	48	28	194	

Table 71: How old were you when you first: smoked a cigarette, even just a puff?










Response	6	8	10	12	Total	
Never	89.3	77.2	61.1	51.2	70.9	
10 or younger	6.8	8.6	8.5	9.9	8.4	
11	3.0	4.4	3.9	3.2	3.6	
12	0.9	4.3	4.7	4.4	3.5	
13	0.1	4.0	7.1	6.9	4.4	
14	0.0	1.3	6.8	5.7	3.3	
15	0.0	0.1	6.5	5.6	2.8	
16	0.0	0.0	1.2	7.1	1.8	
17 or older	0.0	0.0	0.2	6.1	1.3	
N of Valid	1857	1903	1781	1451	6992	
N of Miss	70	46	47	29	192	

Table 72: How old were you when you first: had more than a sip or two of beer, wine or hard liquor (for example, vodka, whiskey, or gin)?










Response	6	8	10	12	Total	
Never	80.5	63.0	40.7	28.2	54.7	
10 or younger	13.2	10.8	10.0	9.7	11.0	
11	4.6	5.6	4.2	3.2	4.5	
12	1.5	8.2	6.3	4.8	5.3	
13	0.2	9.6	10.9	7.4	7.0	
14	0.0	2.5	12.9	10.5	6.1	
15	0.0	0.2	12.4	10.7	5.4	
16	0.1	0.0	2.4	16.2	4.0	
17 or older	0.0	0.1	0.3	9.3	2.0	
N of Valid	1858	1904	1776	1452	6990	
N of Miss	69	45	52	28	194	

Table 73: How old were you when you first: began drinking alcoholic beverages regularly, that is, at least once or twice a month?










Response	6	8	10	12	Total	
Never	97.9	91.1	75.6	62.8	83.1	
10 or younger	1.3	1.3	1.3	1.3	1.3	
11	0.5	1.2	0.7	0.9	0.8	
12	0.2	1.8	2.1	1.0	1.3	
13	0.0	3.3	4.0	2.2	2.4	
14	0.0	1.1	5.9	2.9	2.4	
15	0.0	0.2	7.7	6.1	3.3	
16	0.0	0.0	2.7	12.5	3.3	
17 or older	0.1	0.0	0.1	10.3	2.2	
N of Valid	1866	1907	1782	1454	7009	
N of Miss	61	42	46	26	175	

Table 74: How old were you when you first: used Daztrex?


Response	6	8	10	12	Total	
Never	100.0	100.0	100.0	100.0	100.0	
10 or younger	0.0	0.0	0.0	0.0	0.0	
11	0.0	0.0	0.0	0.0	0.0	
12	0.0	0.0	0.0	0.0	0.0	
13	0.0	0.0	0.0	0.0	0.0	
14	0.0	0.0	0.0	0.0	0.0	
15	0.0	0.0	0.0	0.0	0.0	
16	0.0	0.0	0.0	0.0	0.0	
17 or older	0.0	0.0	0.0	0.0	0.0	
N of Valid	1809	1889	1770	1446	6914	
N of Miss	118	60	58	34	270	

Table 75: How old were you when you first: got suspended from school?










Response	6	8	10	12	Total	
Never	81.6	75.8	69.9	68.8	74.4	
10 or younger	11.2	7.5	7.9	7.2	8.5	
11	5.6	4.1	3.1	3.2	4.1	
12	1.5	5.6	4.9	3.9	4.0	
13	0.1	5.6	5.5	3.6	3.7	
14	0.0	1.1	5.1	4.6	2.5	
15	0.0	0.3	2.6	3.2	1.4	
16	0.0	0.0	0.9	4.1	1.1	
17 or older	0.0	0.0	0.1	1.5	0.3	
N of Valid	1861	1897	1779	1448	6985	
N of Miss	66	52	49	32	199	

Table 76: How old were you when you first: got arrested?










Response	6	8	10	12	Total	
Never	98.8	96.5	94.4	89.5	95.1	
10 or younger	0.7	0.5	0.4	0.6	0.5	
11	0.3	0.5	0.4	0.5	0.4	
12	0.2	0.6	0.6	0.3	0.4	
13	0.0	1.2	1.0	1.0	0.8	
14	0.0	0.6	1.2	1.1	0.7	
15	0.0	0.1	1.2	1.8	0.7	
16	0.0	0.0	0.7	2.7	0.7	
17 or older	0.1	0.0	0.1	2.5	0.6	
N of Valid	1868	1905	1778	1454	7005	
N of Miss	59	44	50	26	179	



Table 77: How old were you when you first: carried a handgun?










Response	6	8	10	12	Total	
Never	94.6	93.8	93.4	91.0	93.3	
10 or younger	3.0	2.4	1.2	2.0	2.2	
11	1.6	1.1	0.7	0.4	1.0	
12	0.8	0.7	0.7	0.8	0.7	
13	0.0	1.5	0.8	0.8	0.8	
14	0.0	0.5	0.8	0.8	0.5	
15	0.0	0.0	1.8	1.2	0.7	
16	0.0	0.0	0.5	1.7	0.5	
17 or older	0.1	0.0	0.1	1.4	0.3	
N of Valid	1864	1900	1776	1453	6993	
N of Miss	63	49	52	27	191	

Table 78: How old were you when you first: attacked someone with the idea of seriously hurting them?










Response	6	8	10	12	Total	
Never	87.5	85.0	79.3	79.2	83.0	
10 or younger	6.7	3.9	5.3	4.3	5.1	
11	4.1	2.6	1.7	1.4	2.5	
12	1.5	2.9	1.7	1.5	1.9	
13	0.2	3.9	3.7	2.6	2.6	
14	0.0	1.3	3.4	2.1	1.6	
15	0.0	0.3	3.6	3.0	1.6	
16	0.0	0.1	1.1	3.6	1.0	
17 or older	0.0	0.0	0.2	2.5	0.6	
N of Valid	1865	1899	1781	1455	7000	
N of Miss	62	50	47	25	184	

Table 79: How old were you when you first: belonged to a gang?


Response	6	8	10	12	Total	
Never	96.5	94.4	94.7	94.1	95.0	
10 or younger	1.7	1.3	0.8	1.4	1.3	
11	1.2	0.7	0.7	0.3	0.7	
12	0.6	0.9	0.6	0.5	0.7	
13	0.0	1.8	0.6	1.0	0.8	
14	0.0	0.7	0.7	0.4	0.5	
15	0.0	0.1	1.3	0.8	0.5	
16	0.0	0.0	0.6	1.0	0.3	
17 or older	0.0	0.1	0.0	0.5	0.1	
N of Valid	1867	1904	1784	1457	7012	
N of Miss	60	45	44	23	172	

Table 80: How wrong do you think it is for someone your age to: take a handgun to school?


Response	6	8	10	12	Total	
Very wrong	91.3	85.8	85.9	85.6	87.3	
Wrong	6.4	10.3	8.9	8.3	8.5	
A little bit wrong	1.7	2.5	3.8	4.0	2.9	
Not wrong at all	0.6	1.4	1.4	2.1	1.3	
N of Valid	1886	1923	1783	1462	7054	
N of Miss	41	26	45	18	130	

Table 81: How wrong do you think it is for someone your age to: steal anything worth more than \$5?


Response	6	8	10	12	Total	
Very wrong	67.7	58.6	56.6	65.0	61.8	
Wrong	22.9	29.9	31.0	26.7	27.6	
A little bit wrong	7.9	9.9	10.6	6.4	8.8	
Not wrong at all	1.5	1.6	1.9	1.8	1.7	
N of Valid	1880	1920	1777	1459	7036	
N of Miss	47	29	51	21	148	

Table 82: How wrong do you think it is for someone your age to: pick a fight with someone?

Response	6	8	10	12	Total	
Very wrong	58.7	42.3	41.6	46.6	47.4	
Wrong	25.0	32.8	32.2	31.6	30.3	
A little bit wrong	12.5	20.3	21.3	17.6	17.9	
Not wrong at all	3.9	4.7	4.8	4.2	4.4	
N of Valid	1869	1911	1772	1456	7008	
N of Miss	58	38	56	24	176	

Table 83: How wrong do you think it is for someone your age to: attack someone with the idea of seriously hurting them?

Response	6	8	10	12	Total	
Very wrong	83.5	70.6	62.8	62.9	70.5	
Wrong	10.8	19.5	21.4	22.2	18.2	
A little bit wrong	3.9	6.7	12.1	11.4	8.3	
Not wrong at all	1.8	3.2	3.7	3.5	3.0	
N of Valid	1876	1917	1780	1456	7029	
N of Miss	51	32	48	24	155	

Table 84: How wrong do you think it is for someone your age to: stay away from school all day when their parents think they are at school?

Response	6	8	10	12	Total	
Very wrong	85.3	66.4	54.0	48.1	64.5	
Wrong	10.7	22.7	27.4	28.1	21.8	
A little bit wrong	3.0	8.8	14.5	18.1	10.6	
Not wrong at all	1.1	2.1	4.1	5.7	3.1	
N of Valid	1874	1919	1779	1450	7022	
N of Miss	53	30	49	30	162	

Table 85: How wrong do you think it is for someone your age to: drink beer, wine or hard liquor (for example, vodka, whiskey, or gin) regularly?





Response	6	8	10	12	Total	
Very wrong	89.0	65.5	43.5	35.4	60.0	
Wrong	6.7	18.7	22.1	22.3	17.1	
A little bit wrong	2.7	11.1	23.2	26.7	15.1	
Not wrong at all	1.5	4.7	11.2	15.6	7.8	
N of Valid	1880	1924	1777	1454	7035	
N of Miss	47	25	51	26	149	

Table 86: How wrong do you think it is for someone your age to: smoke cigarettes?





Response	6	8	10	12	Total	
Very wrong	90.0	73.2	55.6	45.4	67.5	
Wrong	7.2	16.9	22.8	21.5	16.8	
A little bit wrong	1.6	6.8	13.8	17.4	9.4	
Not wrong at all	1.1	3.1	7.8	15.8	6.4	
N of Valid	1876	1921	1781	1458	7036	
N of Miss	51	28	47	22	148	

Table 87: How wrong do you think it is for someone your age to: smoke marijuana?





Response	6	8	10	12	Total	
Very wrong	94.1	78.5	58.8	50.6	71.9	
Wrong	4.0	10.9	17.3	17.4	12.0	
A little bit wrong	1.0	5.8	11.2	15.0	7.8	
Not wrong at all	0.9	4.8	12.7	17.0	8.3	
N of Valid	1880	1918	1780	1456	7034	
N of Miss	47	31	48	24	150	

Table 88: How wrong do you think it is for someone your age to: use prescription drugs or non-prescription drugs for the purpose of getting high?





Response	6	8	10	12	Total	
Very wrong	93.8	86.0	74.9	72.2	82.4	
Wrong	4.3	9.6	16.2	16.4	11.3	
A little bit wrong	1.1	2.3	5.4	7.1	3.8	
Not wrong at all	0.8	2.1	3.4	4.3	2.5	
N of Valid	1875	1924	1779	1455	7033	
N of Miss	52	25	49	25	151	

Table 89: How wrong do you think it is for someone your age to: use synthetic marijuana (K2, spice) or bath salts?





Response	6	8	10	12	Total	
Very wrong	95.6	88.3	81.3	80.7	86.9	
Wrong	3.0	8.3	11.9	10.8	8.3	
A little bit wrong	0.9	1.6	3.8	4.4	2.5	
Not wrong at all	0.5	1.8	3.1	4.0	2.2	
N of Valid	1868	1918	1782	1457	7025	
N of Miss	59	31	46	23	159	

Table 90: How wrong do you think it is for someone your age to: use LSD, cocaine, amphetamines or another illegal drug?





Response	6	8	10	12	Total	
Very wrong	96.7	92.0	88.7	86.9	91.4	
Wrong	2.3	5.7	7.8	8.6	6.0	
A little bit wrong	0.6	0.9	1.9	1.4	1.2	
Not wrong at all	0.4	1.4	1.6	3.0	1.5	
N of Valid	1873	1919	1778	1455	7025	
N of Miss	54	30	50	25	159	

Table 91: At school during the past 12 months, did you receive help from the resource teacher, speech therapist or other special education teacher?



Response	6	8	10	12	Total	
No	78.0	87.4	88.2	92.2	86.1	
Yes	22.0	12.6	11.8	7.8	13.9	
N of Valid	1694	1746	1643	1353	6436	
N of Miss	233	203	185	127	748	

Table 92: How many times in the past year (12 months) have you: been suspended from school?









Response	6	8	10	12	Total	
Never	87.2	84.0	85.8	87.9	86.1	
1 to 2 times	9.5	12.7	11.2	9.3	10.8	
3 to 5 times	2.3	2.2	1.5	1.6	1.9	
6 to 9 times	0.5	0.5	1.1	0.7	0.7	
10 to 19 times	0.2	0.3	0.2	0.2	0.2	
20 to 29 times	0.1	0.2	0.0	0.1	0.1	
30 to 39 times	0.0	0.0	0.1	0.1	0.0	
40+ times	0.2	0.3	0.2	0.0	0.2	
N of Valid	1879	1916	1780	1457	7032	
N of Miss	48	33	48	23	152	

Table 93: How many times in the past year (12 months) have you: carried a handgun?









Response	6	8	10	12	Total	
Never	95.2	94.4	93.8	92.5	94.1	
1 to 2 times	2.4	2.1	2.0	3.1	2.4	
3 to 5 times	0.7	1.4	1.2	1.1	1.1	
6 to 9 times	0.4	0.8	0.9	0.8	0.7	
10 to 19 times	0.4	0.4	0.4	0.5	0.4	
20 to 29 times	0.2	0.1	0.6	0.3	0.3	
30 to 39 times	0.1	0.1	0.1	0.1	0.1	
40+ times	0.6	0.8	0.9	1.6	0.9	
N of Valid	1866	1911	1773	1457	7007	
N of Miss	61	38	55	23	177	

Table 94: How many times in the past year (12 months) have you: sold illegal drugs?


Response	6	8	10	12	Total	
Never	99.4	98.2	95.5	93.7	96.9	
1 to 2 times	0.3	1.2	2.0	2.4	1.4	
3 to 5 times	0.2	0.3	0.7	0.9	0.5	
6 to 9 times	0.0	0.2	0.5	0.8	0.3	
10 to 19 times	0.1	0.1	0.3	0.3	0.2	
20 to 29 times	0.1	0.0	0.2	0.3	0.1	
30 to 39 times	0.0	0.0	0.1	0.1	0.0	
40+ times	0.1	0.1	0.8	1.5	0.6	
N of Valid	1858	1908	1763	1454	6983	
N of Miss	69	41	65	26	201	

Table 95: How many times in the past year (12 months) have you: stolen or tried to steal a motor vehicle such as a car or motorcycle?


Response	6	8	10	12	Total	
Never	98.9	98.6	98.4	98.2	98.5	
1 to 2 times	0.8	1.2	0.9	1.2	1.0	
3 to 5 times	0.1	0.1	0.2	0.1	0.1	
6 to 9 times	0.0	0.1	0.1	0.1	0.1	
10 to 19 times	0.1	0.1	0.1	0.1	0.1	
20 to 29 times	0.0	0.0	0.1	0.0	0.0	
30 to 39 times	0.0	0.0	0.0	0.0	0.0	
40+ times	0.1	0.0	0.2	0.2	0.1	
N of Valid	1868	1913	1777	1457	7015	
N of Miss	59	36	51	23	169	

Table 96: How many times in the past year (12 months) have you: participated in clubs, organizations or activities at school?









Response	6	8	10	12	Total	
Never	30.3	26.3	25.8	25.3	27.0	
1 to 2 times	27.6	25.3	16.9	13.9	21.4	
3 to 5 times	16.9	16.5	14.6	12.5	15.3	
6 to 9 times	6.4	9.8	7.9	9.2	8.3	
10 to 19 times	5.5	5.5	7.3	8.8	6.7	
20 to 29 times	2.6	3.6	5.1	6.1	4.2	
30 to 39 times	1.0	1.6	2.4	2.1	1.8	
40+ times	9.6	11.5	19.8	22.0	15.3	
N of Valid	1842	1906	1769	1452	6969	
N of Miss	85	43	59	28	215	

Table 97: How many times in the past year (12 months) have you: been arrested?









Response	6	8	10	12	Total	
Never	98.7	96.8	95.5	93.4	96.3	
1 to 2 times	1.0	2.5	2.9	5.6	2.8	
3 to 5 times	0.0	0.3	0.8	0.5	0.4	
6 to 9 times	0.2	0.3	0.3	0.1	0.2	
10 to 19 times	0.1	0.1	0.1	0.1	0.1	
20 to 29 times	0.0	0.0	0.1	0.0	0.0	
30 to 39 times	0.0	0.1	0.0	0.1	0.0	
40+ times	0.2	0.0	0.2	0.1	0.1	
N of Valid	1856	1913	1773	1450	6992	
N of Miss	71	36	55	30	192	



Table 98: How many times in the past year (12 months) have you: attacked someone with the idea of seriously hurting them?


Response	6	8	10	12	Total	
Never	89.6	87.8	83.5	86.6	86.9	
1 to 2 times	6.6	8.2	10.5	7.6	8.2	
3 to 5 times	1.7	1.7	3.0	3.0	2.3	
6 to 9 times	0.9	1.0	1.5	1.2	1.1	
10 to 19 times	0.4	0.6	0.7	0.8	0.6	
20 to 29 times	0.2	0.2	0.2	0.1	0.2	
30 to 39 times	0.1	0.1	0.0	0.1	0.1	
40+ times	0.5	0.4	0.6	0.6	0.5	
N of Valid	1859	1907	1773	1455	6994	
N of Miss	68	42	55	25	190	

Table 99: How many times in the past year (12 months) have you: been drunk or high at school?


Response	6	8	10	12	Total	
Never	98.2	94.6	86.9	81.6	90.9	
1 to 2 times	1.1	3.0	5.8	6.5	3.9	
3 to 5 times	0.3	0.8	2.5	4.0	1.7	
6 to 9 times	0.0	0.5	1.5	1.7	0.9	
10 to 19 times	0.1	0.4	1.0	1.5	0.7	
20 to 29 times	0.1	0.4	0.6	1.3	0.5	
30 to 39 times	0.1	0.1	0.4	0.4	0.2	
40+ times	0.2	0.3	1.5	3.0	1.1	
N of Valid	1863	1915	1773	1456	7007	
N of Miss	64	34	55	24	177	

Table 100: How many times in the past year (12 months) have you: taken a handgun to school?

Response	6	8	10	12	Total	
Never	99.6	99.3	99.0	99.0	99.2	
1 to 2 times	0.2	0.4	0.3	0.2	0.3	
3 to 5 times	0.0	0.1	0.2	0.0	0.1	
6 to 9 times	0.1	0.0	0.2	0.1	0.1	
10 to 19 times	0.0	0.2	0.1	0.0	0.1	
20 to 29 times	0.0	0.0	0.0	0.3	0.1	
30 to 39 times	0.0	0.0	0.0	0.0	0.0	
40+ times	0.1	0.1	0.3	0.5	0.2	
N of Valid	1861	1918	1775	1451	7005	
N of Miss	66	31	53	29	179	

Table 101: Are you currently on probation, or assigned a probation officer with Juvenile Court?

Response	6	8	10	12	Total	
No	98.1	96.5	95.6	97.1	96.8	
Yes	1.9	3.5	4.4	2.9	3.2	
N of Valid	1697	1751	1663	1376	6487	
N of Miss	230	198	165	104	697	

Table 102: Have you ever belonged to a gang?

Response	6	8	10	12	Total	
No	94.1	91.6	91.3	91.6	92.2	
No, but would like to	1.2	1.4	1.9	1.4	1.5	
Yes, in the past	2.9	3.8	3.3	2.8	3.2	
Yes, belong now	1.5	3.0	3.4	3.7	2.8	
Yes, but would like to get out	0.4	0.2	0.2	0.5	0.3	
N of Valid	1870	1918	1779	1457	7024	
N of Miss	57	31	49	23	160	

Table 103: If you have ever belonged to a gang, did that gang have a name?

Response	6	8	10	12	Total	
No	11.0	8.1	10.4	14.6	10.8	
Yes	4.7	7.5	6.7	7.7	6.6	
I have never belonged to a gang	84.3	84.4	82.9	77.8	82.6	
N of Valid	1843	1900	1757	1436	6936	
N of Miss	84	49	71	44	248	

Table 104: You are at a party at someone's house, and one of your friends offers you a drink containing alcohol. What would you say or do?

Response	6	8	10	12	Total	
Drink it	4.9	17.7	37.7	44.7	25.0	
Tell your friend, 'No thanks, I don't drink' and suggest that you and your friend go and do something else	46.6	38.1	27.1	21.2	34.0	
Just say, 'No thanks' and walk away	33.1	30.2	27.8	29.1	30.1	
Make up a good excuse, tell your friend you had something else to do, and leave	15.4	14.0	7.4	5.0	10.9	
N of Valid	1845	1897	1756	1450	6948	
N of Miss	82	52	72	30	236	

Table 105: How often do you attend religious services or activities?

Response	6	8	10	12	Total	
Never	19.6	11.3	10.5	10.3	13.1	
Rarely	17.4	19.0	20.8	22.1	19.7	
1-2 Times a Month	10.4	12.8	13.6	16.5	13.1	
About Once a Week or More	52.6	56.9	55.2	51.0	54.1	
N of Valid	1827	1897	1757	1454	6935	
N of Miss	100	52	71	26	249	

Table 106: I think sometimes it's okay to cheat at school.


Response	6	8	10	12	Total	
NO!	66.9	36.3	21.1	18.7	36.9	
no	23.5	40.3	36.7	31.9	33.2	
yes	8.5	20.5	34.6	40.5	25.1	
YES!	1.1	2.9	7.6	9.0	4.9	
N of Valid	1852	1910	1767	1456	6985	
N of Miss	75	39	61	24	199	

Table 107: It is important to think before you act.


Response	6	8	10	12	Total	
NO!	2.4	1.9	1.8	2.1	2.1	
no	2.9	2.7	2.7	2.1	2.6	
yes	19.5	34.4	34.1	31.2	29.7	
YES!	75.3	60.9	61.4	64.6	65.6	
N of Valid	1855	1899	1766	1454	6974	
N of Miss	72	50	62	26	210	

Table 108: Sometimes I think that life is not worth it.

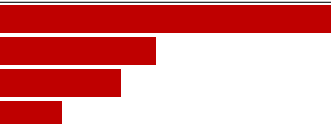
Response	6	8	10	12	Total	
NO!	61.9	49.3	46.5	50.7	52.2	
no	18.5	24.6	24.1	25.2	23.0	
yes	13.2	17.9	20.9	17.2	17.3	
YES!	6.3	8.2	8.6	6.9	7.5	
N of Valid	1805	1868	1750	1446	6869	
N of Miss	122	81	78	34	315	

Table 109: At times I think I am no good at all.

Response	6	8	10	12	Total	
NO!	41.4	35.6	31.7	37.8	36.6	
no	20.4	23.9	26.2	26.0	24.0	
yes	24.8	28.7	29.6	26.6	27.5	
YES!	13.4	11.8	12.5	9.6	11.9	
N of Valid	1816	1887	1750	1446	6899	
N of Miss	111	62	78	34	285	

Table 110: All in all, I am inclined to think that I am a failure.

Response	6	8	10	12	Total	
NO!	59.2	50.6	46.9	53.6	52.5	
no	22.2	30.0	32.0	28.9	28.2	
yes	13.0	13.5	15.4	12.4	13.6	
YES!	5.7	5.9	5.8	5.2	5.7	
N of Valid	1814	1883	1755	1448	6900	
N of Miss	113	66	73	32	284	

Table 111: In the past year, have you felt depressed or sad MOST days, even if you felt okay sometimes?

Response	6	8	10	12	Total	
NO!	33.4	33.4	27.2	31.9	31.5	
no	18.5	21.5	23.0	22.7	21.3	
yes	30.0	29.0	28.8	27.6	28.9	
YES!	18.2	16.1	21.0	17.8	18.2	
N of Valid	1823	1897	1758	1447	6925	
N of Miss	104	52	70	33	259	

Table 112: It is all right to beat up people if they start the fight.





Response	6	8	10	12	Total	
NO!	45.9	30.4	23.9	23.0	31.3	
no	17.6	20.5	17.7	16.8	18.2	
yes	18.1	25.0	25.6	26.2	23.6	
YES!	18.5	24.0	32.8	34.0	26.9	
N of Valid	1827	1892	1760	1442	6921	
N of Miss	100	57	68	38	263	

Table 113: I think it is okay to take something without asking if you can get away with it.





Response	6	8	10	12	Total	
NO!	80.1	66.5	58.6	60.0	66.7	
no	16.5	28.4	33.8	32.8	27.5	
yes	2.3	3.4	6.2	5.8	4.3	
YES!	1.1	1.7	1.4	1.4	1.4	
N of Valid	1828	1892	1753	1444	6917	
N of Miss	99	57	75	36	267	

Table 114: Where do you get the most information about living a drug and alcohol free life? Parents/guardians





Response	6	8	10	12	Total	
All the time	55.4	50.1	42.4	41.7	47.8	
Most	20.1	24.7	25.1	26.4	23.9	
Some	13.0	15.8	20.0	18.3	16.7	
Very little	11.5	9.4	12.5	13.6	11.6	
N of Valid	1789	1871	1744	1443	6847	
N of Miss	138	78	84	37	337	

Table 115: Where do you get the most information about living a drug and alcohol free life? Friends





Response	6	8	10	12	Total	
All the time	23.1	13.7	9.8	11.0	14.6	
Most	14.7	18.3	15.4	14.1	15.8	
Some	24.1	29.5	32.2	30.2	29.0	
Very little	38.1	38.4	42.5	44.8	40.7	
N of Valid	1744	1850	1718	1430	6742	
N of Miss	183	99	110	50	442	

Table 116: Where do you get the most information about living a drug and alcohol free life? Family members





Response	6	8	10	12	Total	
All the time	48.3	39.0	29.0	27.2	36.4	
Most	22.1	26.6	27.6	25.8	25.5	
Some	16.4	21.7	26.5	27.5	22.8	
Very little	13.1	12.7	16.9	19.5	15.3	
N of Valid	1775	1855	1719	1428	6777	
N of Miss	152	94	109	52	407	

Table 117: Where do you get the most information about living a drug and alcohol free life? School





Response	6	8	10	12	Total	
All the time	59.5	47.4	35.4	31.3	44.1	
Most	19.2	25.4	27.1	27.8	24.7	
Some	11.5	16.1	23.4	24.7	18.5	
Very little	9.8	11.2	14.1	16.3	12.6	
N of Valid	1774	1868	1728	1432	6802	
N of Miss	153	81	100	48	382	

Table 118: Where do you get the most information about living a drug and alcohol free life? Internet





Response	6	8	10	12	Total	
All the time	20.0	13.5	10.4	10.9	13.8	
Most	11.0	12.2	11.3	9.8	11.2	
Some	18.1	24.0	24.5	25.7	23.0	
Very little	50.9	50.3	53.8	53.6	52.1	
N of Valid	1721	1848	1713	1424	6706	
N of Miss	206	101	115	56	478	

Table 119: Where do you get the most information about living a drug and alcohol free life? TV





Response	6	8	10	12	Total	
All the time	24.7	16.1	11.4	11.7	16.2	
Most	13.1	15.7	14.2	12.6	14.0	
Some	24.9	29.1	30.1	29.1	28.2	
Very little	37.3	39.2	44.3	46.6	41.6	
N of Valid	1734	1858	1715	1423	6730	
N of Miss	193	91	113	57	454	

Table 120: Where do you get the most information about living a drug and alcohol free life? Social media





Response	6	8	10	12	Total	
All the time	20.0	14.2	9.9	10.3	13.7	
Most	11.4	11.6	10.8	9.3	10.8	
Some	18.8	25.1	25.2	25.0	23.5	
Very little	49.8	49.1	54.1	55.4	51.9	
N of Valid	1688	1842	1713	1423	6666	
N of Miss	239	107	115	57	518	



Table 121: How much do you think people risk harming themselves (physically or in other ways) if they: smoked one or more packs of cigarettes per day?


Response	6	8	10	12	Total	
No risk	17.6	11.7	8.1	6.2	11.2	
Slight risk	6.6	8.2	9.4	7.5	7.9	
Moderate risk	14.8	20.0	20.7	20.3	18.9	
Great risk	61.0	60.2	61.8	66.0	62.0	
N of Valid	1786	1886	1732	1433	6837	
N of Miss	141	63	96	47	347	

Table 122: How much do you think people risk harming themselves (physically or in other ways) if they: try marijuana once or twice?

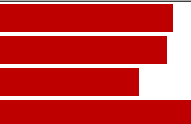
Response	6	8	10	12	Total	
No risk	19.5	20.2	29.8	36.3	25.8	
Slight risk	16.3	26.5	30.3	27.1	24.9	
Moderate risk	23.5	22.7	18.2	15.6	20.3	
Great risk	40.7	30.5	21.8	21.0	29.0	
N of Valid	1773	1869	1728	1424	6794	
N of Miss	154	80	100	56	390	

Table 123: How much do you think people risk harming themselves (physically or in other ways) if they: smoke marijuana once or twice a week?


Response	6	8	10	12	Total	
No risk	18.7	16.9	21.3	25.0	20.2	
Slight risk	7.6	13.3	20.0	20.8	15.1	
Moderate risk	17.0	23.6	25.0	21.2	21.7	
Great risk	56.7	46.1	33.7	32.9	42.9	
N of Valid	1744	1859	1711	1418	6732	
N of Miss	183	90	117	62	452	

Table 124: How much do you think people risk harming themselves (physically or in other ways) if they: take one or two drinks of an alcoholic beverage (beer, wine, liquor) nearly every day?


Response	6	8	10	12	Total	
No risk	19.3	16.1	14.2	14.5	16.1	
Slight risk	12.7	19.7	23.9	23.9	19.8	
Moderate risk	20.9	24.2	27.8	25.6	24.6	
Great risk	47.1	40.0	34.1	35.9	39.5	
N of Valid	1765	1877	1721	1427	6790	
N of Miss	162	72	107	53	394	

Table 125: How much do you think people risk harming themselves (physically or in other ways) if they: have five or more drinks of an alcoholic beverage once or twice each weekend?


Response	6	8	10	12	Total	
No risk	18.4	13.7	12.9	11.7	14.3	
Slight risk	7.9	12.4	16.6	18.8	13.6	
Moderate risk	19.2	24.7	27.6	25.8	24.3	
Great risk	54.5	49.1	42.9	43.8	47.8	
N of Valid	1764	1872	1726	1424	6786	
N of Miss	163	77	102	56	398	

Table 126: How much do you think people risk harming themselves (physically or in other ways) if they: use prescription drugs that are not prescribed to them?


Response	6	8	10	12	Total	
No risk	17.2	12.1	8.5	7.2	11.5	
Slight risk	4.7	5.0	8.2	7.7	6.3	
Moderate risk	11.8	17.3	19.8	20.4	17.2	
Great risk	66.4	65.6	63.4	64.6	65.0	
N of Valid	1761	1874	1724	1424	6783	
N of Miss	166	75	104	56	401	

Table 127: How much do you think people risk harming themselves (physically or in other ways) if they: use non-prescription drugs to get high?


Response	6	8	10	12	Total	
No risk	17.8	12.2	8.6	7.2	11.7	
Slight risk	3.6	4.8	6.8	7.0	5.5	
Moderate risk	11.2	15.2	17.6	18.9	15.5	
Great risk	67.4	67.8	67.0	66.9	67.3	
N of Valid	1762	1875	1725	1425	6787	
N of Miss	165	74	103	55	397	

Table 128: Have you ever used smokeless tobacco (chew, snuff, plug, dipping tobacco, or chewing tobacco)?


Response	6	8	10	12	Total	
Never	94.5	86.7	78.7	76.6	84.6	
Once or Twice	4.2	7.7	9.3	10.6	7.8	
Once in a while but not regularly	0.6	2.9	4.5	3.6	2.9	
Regularly in the past	0.4	1.0	3.2	3.2	1.9	
Regularly now	0.3	1.7	4.3	5.9	2.9	
N of Valid	1795	1888	1738	1431	6852	
N of Miss	132	61	90	49	332	

Table 129: How often have you taken smokeless tobacco during the past 30 days?


Response	6	8	10	12	Total	
Not at all	98.8	94.3	90.6	89.0	93.4	
Once or twice	0.9	2.6	3.7	3.1	2.5	
Once or twice per week	0.1	0.6	1.2	1.3	0.8	
Three to five times per week	0.2	0.7	0.6	0.9	0.6	
About once a day	0.0	0.6	0.5	0.8	0.5	
More than once a day	0.1	1.2	3.5	4.8	2.2	
N of Valid	1787	1885	1735	1430	6837	
N of Miss	140	64	93	50	347	

Table 130: Have you ever smoked cigarettes?






Response	6	8	10	12	Total	
Never	90.1	78.7	63.6	54.3	72.7	
Once or Twice	7.5	14.1	18.8	18.7	14.5	
Once in a while but not regularly	1.2	3.4	9.5	12.5	6.3	
Regularly in the past	1.1	2.4	2.9	5.0	2.8	
Regularly now	0.2	1.3	5.1	9.5	3.7	
N of Valid	1790	1882	1735	1428	6835	
N of Miss	137	67	93	52	349	

Table 131: How frequently have you smoked cigarettes during the past 30 days?








Response	6	8	10	12	Total	
Not at all	98.6	94.8	86.2	78.9	90.3	
Less than one cigarette per day	0.9	3.0	6.9	9.4	4.8	
One to five cigarettes per day	0.2	1.3	4.2	6.9	2.9	
About one-half pack per day	0.0	0.5	1.4	2.3	1.0	
About one pack per day	0.2	0.2	0.9	1.6	0.7	
About one and one-half packs per day	0.1	0.1	0.3	0.6	0.2	
Two packs or more per day	0.1	0.2	0.2	0.3	0.2	
N of Valid	1786	1881	1732	1429	6828	
N of Miss	141	68	96	51	356	

Table 132: Which statement best describes rules about smoking inside your home?






Response	6	8	10	12	Total	
Smoking is not allowed anywhere inside your home	69.2	67.0	68.1	72.1	68.9	
Smoking is allowed in some places and at some times	8.3	7.4	7.1	5.7	7.2	
Smoking is allowed anywhere inside the home	2.5	3.1	3.7	4.0	3.3	
There are no rules about smoking inside the home	4.3	7.3	8.1	9.0	7.1	
I don't know	15.6	15.2	13.1	9.2	13.5	
N of Valid	1772	1867	1725	1430	6794	
N of Miss	155	82	103	50	390	

Table 133: Which statement best describes rules about smoking in your family cars?

Response	6	8	10	12	Total	
Smoking is never allowed in any car	63.1	58.8	57.1	58.2	59.3	
Smoking is allowed sometimes or in some cars	12.0	13.1	13.0	14.1	13.0	
Smoking is allowed in any car anytime	2.3	4.5	5.2	5.3	4.3	
There are no rules about smoking in the car	5.3	8.5	9.4	10.6	8.3	
We do not have a family car	1.4	1.0	1.2	2.2	1.4	
I don't know	16.0	14.2	14.1	9.6	13.7	
N of Valid	1770	1865	1728	1424	6787	
N of Miss	157	84	100	56	397	

Table 134: During this school year, were you taught in any of your classes about the dangers of tobacco use?

Response	6	8	10	12	Total	
Strongly agree	50.3	30.7	19.4	16.6	29.9	
Agree	23.2	32.4	29.4	26.8	28.0	
Disagree	5.1	10.3	15.1	15.7	11.3	
Strongly disagree	6.4	9.1	16.2	21.7	12.9	
I don't know	14.9	17.6	19.9	19.2	17.8	
N of Valid	1732	1839	1703	1411	6685	
N of Miss	195	110	125	69	499	

Table 135: During the past 12 months, have you participated in any community activities to discourage people your age from using cigarettes, chewing tobacco, snuff, dip or cigars?

Response	6	8	10	12	Total	
Strongly agree	26.7	15.1	11.4	11.2	16.3	
Agree	15.9	17.5	15.3	15.1	16.0	
Disagree	12.4	19.0	21.4	21.4	18.4	
Strongly disagree	17.9	23.8	29.0	33.4	25.7	
I don't know	27.2	24.6	23.0	18.9	23.6	
N of Valid	1697	1823	1699	1408	6627	
N of Miss	230	126	129	72	557	

Table 136: Think back over the last two weeks. How many times have you had five or more alcoholic drinks in a row?







Response	6	8	10	12	Total	
None	97.0	92.0	83.0	75.1	87.4	
Once	1.8	4.4	6.3	9.6	5.3	
Twice	0.5	1.3	4.2	5.6	2.7	
3-5 times	0.5	1.4	4.1	4.6	2.5	
6-9 times	0.1	0.4	0.9	1.8	0.8	
10 or more times	0.1	0.5	1.5	3.2	1.2	
N of Valid	1749	1853	1702	1420	6724	
N of Miss	178	96	126	60	460	

Table 137: During the past 30 days, how many times did you ride in a car or other vehicle driven by someone who had been drinking alcohol or using drugs to get high?






Response	6	8	10	12	Total	
0 times	86.4	84.1	77.0	71.2	80.1	
1 time	7.0	6.7	7.8	11.1	8.0	
2 or 3 times	2.9	5.2	8.5	9.3	6.3	
4 or 5 times	0.8	1.3	2.8	2.4	1.8	
6 or more times	2.9	2.7	3.9	6.0	3.8	
N of Valid	1734	1851	1701	1419	6705	
N of Miss	193	98	127	61	479	

Table 138: During the past 30 days, how many times did you drive a car or other vehicle when you had been drinking alcohol or using drugs to get high?







Response	6	8	10	12	Total	
I did not drive a car in the past 30 days	49.9	47.9	34.8	19.6	39.0	
0 times	48.2	49.0	59.8	66.5	55.3	
1 time	0.8	1.6	2.5	5.4	2.5	
2 or 3 times	0.6	0.7	1.6	3.8	1.6	
4 or 5 times	0.2	0.2	0.3	1.3	0.5	
6 or more times	0.2	0.6	1.0	3.5	1.2	
N of Valid	1667	1811	1692	1412	6582	
N of Miss	260	138	136	68	602	

Table 139: If you drank alcohol (not just a sip or taste) in the past year, how did you usually get it?













Response	6	8	10	12	Total	
I did not drink alcohol in the past year	93.1	80.4	58.4	42.7	70.2	
I bought it myself with a fake ID	0.2	0.2	0.2	0.9	0.4	
I bought it myself without a fake ID	0.0	0.2	1.0	4.1	1.2	
I got it from someone I know age 21 or older	1.3	4.3	12.7	25.1	10.1	
I got it from someone I know under age 21	0.4	2.4	6.2	7.6	3.9	
I got it from my brother or sister	0.2	0.8	1.5	1.5	1.0	
I got it from home with my parents' permission	0.8	2.6	5.9	4.6	3.4	
I got it from home without my parents' permission	0.5	2.8	2.8	1.1	1.8	
I got it from another relative	1.1	1.4	2.5	2.8	1.9	
A stranger bought it for me	0.1	0.4	0.7	0.9	0.5	
I took it from a store or shop	0.0	0.1	0.2	0.1	0.1	
Other	2.3	4.3	7.9	8.5	5.6	
N of Valid	1703	1808	1665	1381	6557	
N of Miss	224	141	163	99	627	

Table 140: If you drank alcohol (not just a sip or taste) in the past year, where did you usually drink it?











Response	6	8	10	12	Total	
I did not drink alcohol in the past year	93.8	82.2	58.8	43.8	71.2	
at my home	2.7	6.4	12.0	12.4	8.1	
at someone else's home	1.8	6.1	19.2	29.4	13.2	
at an open area like a park, beach, field, back road, woods, or a street corner	0.7	3.5	5.8	9.3	4.5	
at a sporting event or concert	0.2	0.2	0.5	0.6	0.4	
at a restaurant, bar, or a nightclub	0.3	0.5	1.8	1.3	0.9	
at an empty building or a construction site	0.1	0.2	0.2	0.6	0.2	
at a hotel/motel	0.1	0.2	0.6	1.1	0.5	
in a car	0.1	0.4	0.7	1.1	0.5	
at school	0.3	0.3	0.5	0.4	0.4	
N of Valid	1686	1799	1647	1362	6494	
N of Miss	241	150	181	118	690	

Table 141: How do you feel about someone your age having one or two drinks of an alcoholic beverage nearly every day?





Response	6	8	10	12	Total	
Neither approve nor disapprove	22.1	27.5	31.9	34.4	28.7	
Somewhat disapprove	4.7	14.5	19.8	21.5	14.9	
Strongly disapprove	55.0	42.7	32.8	31.0	40.8	
Don't know or can't say	18.2	15.2	15.6	13.1	15.6	
N of Valid	1678	1823	1685	1402	6588	
N of Miss	249	126	143	78	596	

Table 142: On how many occasions have you had alcoholic beverages (beer, wine or hard liquor) to drink in your lifetime - more than just a few sips?








Response	6	8	10	12	Total	
0	88.1	72.5	49.1	35.8	62.9	
01/02/13	7.6	12.0	13.8	10.9	11.1	
03/05/13	2.5	5.9	11.6	11.0	7.5	
06/09/13	0.9	3.3	6.3	7.6	4.3	
10/19/13	0.5	2.5	7.9	9.6	4.9	
20-39	0.3	1.2	4.6	7.8	3.2	
40	0.1	2.7	6.7	17.3	6.1	
N of Valid	1729	1848	1686	1411	6674	
N of Miss	198	101	142	69	510	

Table 143: On how many occasions have you drunk one of more drinks of an alcoholic beverage during the past 30 days?








Response	6	8	10	12	Total	
0	97.6	90.7	77.5	65.4	83.8	
01/02/13	2.1	6.0	11.1	15.1	8.2	
03/05/13	0.2	1.6	5.1	8.2	3.5	
06/09/13	0.1	0.9	2.7	5.2	2.1	
10/19/13	0.0	0.4	2.0	3.9	1.4	
20-39	0.0	0.3	1.0	0.4	0.4	
40	0.0	0.1	0.6	1.8	0.6	
N of Valid	1724	1839	1683	1407	6653	
N of Miss	203	110	145	73	531	



Table 144: On how many occasions have you used marijuana (grass, pot) or hashish (hash, hash oil) in your lifetime?


Response	6	8	10	12	Total	
0	98.8	90.6	75.5	65.7	83.7	
01/02/13	0.6	3.9	7.4	7.3	4.6	
03/05/13	0.2	1.7	4.1	4.0	2.4	
06/09/13	0.1	1.0	3.0	3.1	1.7	
10/19/13	0.1	0.7	2.7	4.9	1.9	
20-39	0.0	0.7	2.3	3.8	1.6	
40	0.1	1.4	5.1	11.2	4.1	
N of Valid	1725	1835	1677	1398	6635	
N of Miss	202	114	151	82	549	

Table 145: On how many occasions have you used marijuana (grass, pot) or hashish (hash, hash oil) during the past 30 days?


Response	6	8	10	12	Total	
0	99.6	96.3	89.5	84.5	92.9	
01/02/13	0.2	1.9	4.0	4.8	2.6	
03/05/13	0.1	0.5	1.7	3.0	1.2	
06/09/13	0.0	0.5	1.6	1.9	0.9	
10/19/13	0.1	0.4	1.2	1.2	0.7	
20-39	0.0	0.1	0.7	1.4	0.5	
40	0.0	0.3	1.4	3.3	1.1	
N of Valid	1721	1835	1685	1401	6642	
N of Miss	206	114	143	79	542	

Table 146: On how many occasions have you used LSD or other psychedelics in your lifetime?


Response	6	8	10	12	Total	
0	99.9	99.2	98.6	97.7	98.9	
01/02/13	0.0	0.5	0.9	1.1	0.6	
03/05/13	0.0	0.1	0.1	0.4	0.2	
06/09/13	0.1	0.1	0.2	0.1	0.1	
10/19/13	0.0	0.1	0.2	0.1	0.1	
20-39	0.0	0.0	0.0	0.2	0.0	
40	0.0	0.0	0.0	0.2	0.0	
N of Valid	1717	1832	1684	1405	6638	
N of Miss	210	117	144	75	546	

Table 147: On how many occasions have you used LSD or other psychedelics during the past 30 days?

Response	6	8	10	12	Total	
0	100.0	99.7	99.2	99.5	99.6	
01/02/13	0.0	0.2	0.4	0.2	0.2	
03/05/13	0.0	0.0	0.2	0.1	0.1	
06/09/13	0.0	0.0	0.0	0.1	0.0	
10/19/13	0.0	0.1	0.1	0.0	0.0	
20-39	0.0	0.1	0.0	0.0	0.0	
40	0.0	0.0	0.0	0.1	0.0	
N of Valid	1711	1834	1685	1407	6637	
N of Miss	216	115	143	73	547	

Table 148: On how many occasions have you used cocaine or crack in your lifetime?

Response	6	8	10	12	Total	
0	99.9	98.7	98.5	97.0	98.6	
01/02/13	0.1	0.9	0.7	1.4	0.7	
03/05/13	0.0	0.1	0.5	0.9	0.3	
06/09/13	0.0	0.1	0.0	0.4	0.1	
10/19/13	0.0	0.1	0.2	0.3	0.1	
20-39	0.0	0.0	0.0	0.0	0.0	
40	0.0	0.1	0.1	0.1	0.0	
N of Valid	1717	1834	1687	1407	6645	
N of Miss	210	115	141	73	539	

Table 149: On how many occasions have you used cocaine or crack during the past 30 days?

Response	6	8	10	12	Total	
0	99.9	99.5	99.7	99.3	99.6	
01/02/13	0.1	0.4	0.2	0.5	0.3	
03/05/13	0.0	0.0	0.0	0.1	0.0	
06/09/13	0.0	0.1	0.0	0.1	0.0	
10/19/13	0.0	0.1	0.1	0.1	0.0	
20-39	0.0	0.0	0.0	0.0	0.0	
40	0.0	0.0	0.0	0.0	0.0	
N of Valid	1716	1832	1687	1403	6638	
N of Miss	211	117	141	77	546	

Table 150: On how many occasions have you sniffed glue, breathed the contents of an aerosol spray can, or inhaled other gases or sprays, in order to get high in your lifetime?








Response	6	8	10	12	Total	
0	96.3	91.4	92.1	93.4	93.3	
01/02/13	2.4	5.4	4.5	3.5	4.0	
03/05/13	0.6	1.0	1.3	1.3	1.0	
06/09/13	0.1	0.9	0.8	0.7	0.6	
10/19/13	0.3	0.8	0.7	0.4	0.5	
20-39	0.1	0.1	0.0	0.4	0.1	
40	0.2	0.4	0.7	0.4	0.4	
N of Valid	1717	1831	1686	1404	6638	
N of Miss	210	118	142	76	546	

Table 151: On how many occasions have you sniffed glue, breathed the contents of an aerosol spray can, or inhaled other gases or sprays, in order to get high during the past 30 days?








Response	6	8	10	12	Total	
0	98.4	97.3	97.3	98.6	97.8	
01/02/13	0.9	1.9	1.6	0.8	1.3	
03/05/13	0.3	0.3	0.6	0.2	0.3	
06/09/13	0.1	0.1	0.1	0.1	0.1	
10/19/13	0.1	0.2	0.2	0.1	0.2	
20-39	0.0	0.0	0.1	0.0	0.0	
40	0.2	0.2	0.2	0.2	0.2	
N of Valid	1715	1830	1687	1403	6635	
N of Miss	212	119	141	77	549	

Table 152: On how many occasions have you used Daztrex in your lifetime?


Response	6	8	10	12	Total	
0	100.0	100.0	100.0	100.0	100.0	
01/02/13	0.0	0.0	0.0	0.0	0.0	
03/05/13	0.0	0.0	0.0	0.0	0.0	
06/09/13	0.0	0.0	0.0	0.0	0.0	
10/19/13	0.0	0.0	0.0	0.0	0.0	
20-39	0.0	0.0	0.0	0.0	0.0	
40	0.0	0.0	0.0	0.0	0.0	
N of Valid	1704	1824	1688	1402	6618	
N of Miss	223	125	140	78	566	

Table 153: On how many occasions have you used Daztrex during the past 30 days?


Response	6	8	10	12	Total	
0	100.0	100.0	100.0	100.0	100.0	
01/02/13	0.0	0.0	0.0	0.0	0.0	
03/05/13	0.0	0.0	0.0	0.0	0.0	
06/09/13	0.0	0.0	0.0	0.0	0.0	
10/19/13	0.0	0.0	0.0	0.0	0.0	
20-39	0.0	0.0	0.0	0.0	0.0	
40	0.0	0.0	0.0	0.0	0.0	
N of Valid	1703	1821	1687	1400	6611	
N of Miss	224	128	141	80	573	

Table 154: On how many occasions have you used synthetic marijuana in your lifetime?








Response	6	8	10	12	Total	
0	99.6	97.3	94.7	90.5	95.8	
01/02/13	0.2	1.5	2.5	4.0	1.9	
03/05/13	0.1	0.5	1.2	1.7	0.8	
06/09/13	0.0	0.4	0.5	1.4	0.5	
10/19/13	0.1	0.0	0.5	1.0	0.4	
20-39	0.0	0.1	0.1	0.5	0.1	
40	0.1	0.2	0.4	0.9	0.4	
N of Valid	1711	1823	1686	1403	6623	
N of Miss	216	126	142	77	561	

Table 155: On how many occasions have you used synthetic marijuana during the past 30 days?


Response	6	8	10	12	Total	
0	99.9	98.8	97.7	97.5	98.6	
01/02/13	0.0	0.5	1.2	1.3	0.7	
03/05/13	0.1	0.3	0.4	0.4	0.3	
06/09/13	0.0	0.1	0.3	0.3	0.2	
10/19/13	0.0	0.0	0.1	0.1	0.1	
20-39	0.0	0.1	0.1	0.1	0.1	
40	0.1	0.1	0.2	0.3	0.1	
N of Valid	1711	1826	1687	1401	6625	
N of Miss	216	123	141	79	559	

Table 156: On how many occasions have you used methamphetamines (meth, speed, crank, crystal meth) in your lifetime?


Response	6	8	10	12	Total	
0	99.8	99.0	98.9	97.6	98.9	
01/02/13	0.1	0.5	0.7	1.0	0.6	
03/05/13	0.1	0.1	0.1	0.2	0.1	
06/09/13	0.0	0.2	0.1	0.4	0.2	
10/19/13	0.0	0.0	0.1	0.3	0.1	
20-39	0.0	0.2	0.0	0.1	0.1	
40	0.0	0.1	0.1	0.4	0.1	
N of Valid	1706	1827	1684	1398	6615	
N of Miss	221	122	144	82	569	

Table 157: On how many occasions have you used methamphetamines (meth, speed, crank, crystal meth) in the past 30 days?


Response	6	8	10	12	Total	
0	99.9	99.6	99.6	99.4	99.7	
01/02/13	0.0	0.2	0.3	0.2	0.2	
03/05/13	0.1	0.1	0.0	0.1	0.0	
06/09/13	0.0	0.1	0.1	0.1	0.1	
10/19/13	0.0	0.0	0.0	0.1	0.0	
20-39	0.0	0.1	0.0	0.0	0.0	
40	0.0	0.0	0.0	0.1	0.0	
N of Valid	1710	1827	1682	1399	6618	
N of Miss	217	122	146	81	566	

Table 158: On how many occasions have you used other chemical products (bath salts, plant food, etc.) in your lifetime?


Response	6	8	10	12	Total	
0	98.4	99.1	99.2	99.4	99.0	
01/02/13	1.2	0.4	0.5	0.4	0.6	
03/05/13	0.1	0.3	0.2	0.1	0.2	
06/09/13	0.1	0.1	0.0	0.0	0.0	
10/19/13	0.0	0.1	0.1	0.0	0.0	
20-39	0.1	0.1	0.0	0.0	0.0	
40	0.2	0.0	0.1	0.2	0.1	
N of Valid	1706	1822	1684	1399	6611	
N of Miss	221	127	144	81	573	

Table 159: On how many occasions have you used other chemical products (bath salts, plant food, etc.) during the past 30 days?


Response	6	8	10	12	Total	
0	99.4	99.6	99.6	99.7	99.6	
01/02/13	0.4	0.2	0.2	0.1	0.2	
03/05/13	0.1	0.2	0.1	0.0	0.1	
06/09/13	0.1	0.0	0.1	0.0	0.0	
10/19/13	0.0	0.0	0.0	0.1	0.0	
20-39	0.0	0.0	0.0	0.0	0.0	
40	0.1	0.0	0.1	0.1	0.0	
N of Valid	1704	1824	1683	1395	6606	
N of Miss	223	125	145	85	578	

Table 160: On how many occasions have you used heroin or other opiates in your lifetime?


Response	6	8	10	12	Total	
0	99.8	99.5	99.3	98.6	99.3	
01/02/13	0.2	0.3	0.4	0.4	0.3	
03/05/13	0.1	0.1	0.1	0.2	0.1	
06/09/13	0.0	0.1	0.1	0.0	0.0	
10/19/13	0.0	0.0	0.1	0.1	0.0	
20-39	0.0	0.0	0.1	0.2	0.1	
40	0.0	0.1	0.0	0.6	0.2	
N of Valid	1705	1823	1682	1399	6609	
N of Miss	222	126	146	81	575	

Table 161: On how many occasions have you used heroin or other opiates during the past 30 days?


Response	6	8	10	12	Total	
0	100.0	99.8	99.6	99.5	99.7	
01/02/13	0.0	0.1	0.2	0.1	0.1	
03/05/13	0.0	0.1	0.0	0.0	0.0	
06/09/13	0.0	0.0	0.1	0.3	0.1	
10/19/13	0.0	0.0	0.0	0.0	0.0	
20-39	0.0	0.0	0.0	0.1	0.0	
40	0.0	0.0	0.0	0.0	0.0	
N of Valid	1694	1823	1680	1396	6593	
N of Miss	233	126	148	84	591	

Table 162: On how many occasions have you used MDMA ('X', 'E', or ecstasy) in your lifetime?


Response	6	8	10	12	Total	
0	99.9	99.1	98.7	96.8	98.7	
01/02/13	0.1	0.7	0.8	1.2	0.7	
03/05/13	0.0	0.1	0.3	0.6	0.2	
06/09/13	0.0	0.0	0.1	0.4	0.1	
10/19/13	0.0	0.0	0.0	0.6	0.1	
20-39	0.0	0.0	0.0	0.3	0.1	
40	0.1	0.1	0.1	0.1	0.1	
N of Valid	1694	1829	1683	1399	6605	
N of Miss	233	120	145	81	579	

Table 163: On how many occasions have you used MDMA ('X', 'E', or ecstasy) during the past 30 days?


Response	6	8	10	12	Total	
0	99.8	99.8	99.6	99.0	99.6	
01/02/13	0.1	0.1	0.4	0.6	0.3	
03/05/13	0.0	0.1	0.0	0.3	0.1	
06/09/13	0.1	0.1	0.0	0.1	0.0	
10/19/13	0.0	0.0	0.0	0.1	0.0	
20-39	0.0	0.0	0.0	0.0	0.0	
40	0.0	0.0	0.1	0.0	0.0	
N of Valid	1685	1820	1677	1396	6578	
N of Miss	242	129	151	84	606	

Table 164: On how many occasions have you taken prescription drugs (such as Valium, Xanax, Ritalin, Adderall, OxyContin, Darvocet, or sleeping pills) not prescribed to you in your lifetime?








Response	6	8	10	12	Total	
0	98.0	95.6	90.3	85.8	92.8	
01/02/13	1.1	2.4	3.7	3.7	2.7	
03/05/13	0.3	0.7	2.4	3.4	1.6	
06/09/13	0.3	0.7	1.3	2.4	1.1	
10/19/13	0.0	0.2	0.9	1.2	0.5	
20-39	0.0	0.2	0.7	1.2	0.5	
40	0.3	0.2	0.7	2.3	0.8	
N of Valid	1698	1822	1676	1398	6594	
N of Miss	229	127	152	82	590	

Table 165: On how many occasions have you taken prescription drugs (such as Valium, Xanax, Ritalin, Adderall, OxyContin, Darvocet, or sleeping pills) not prescribed to you during the past 30 days?








Response	6	8	10	12	Total	
0	98.8	98.1	95.5	95.1	97.0	
01/02/13	0.7	1.3	2.5	2.1	1.6	
03/05/13	0.2	0.3	1.0	1.4	0.7	
06/09/13	0.1	0.1	0.5	0.4	0.3	
10/19/13	0.1	0.1	0.4	0.4	0.2	
20-39	0.0	0.1	0.0	0.1	0.1	
40	0.2	0.0	0.1	0.4	0.2	
N of Valid	1697	1817	1679	1397	6590	
N of Miss	230	132	149	83	594	



Table 166: On how many occasions have you taken non-prescription medicines such as diet pills (for example, Dietac, Dexatrim or Prolamine), stay-awake pills (for example No-Doz, Vivarin, or Wake), or cough or cold medicines (robos, DXM, etc.) to get high in your lifetime?








Response	6	8	10	12	Total	
0	99.1	97.3	95.6	93.6	96.5	
01/02/13	0.5	1.2	1.8	1.6	1.2	
03/05/13	0.2	0.6	1.0	1.4	0.7	
06/09/13	0.1	0.4	0.6	0.9	0.5	
10/19/13	0.0	0.3	0.2	1.1	0.4	
20-39	0.0	0.2	0.2	0.7	0.3	
40	0.2	0.1	0.5	0.8	0.4	
N of Valid	1695	1821	1677	1399	6592	
N of Miss	232	128	151	81	592	

Table 167: On how many occasions have you taken non-prescription medicines such as diet pills (for example, Dietac, Dexatrim or Prolamine), stay-awake pills (for example No-Doz, Vivarin, or Wake), or cough or cold medicines (robos, DXM, etc.) to get high during the past 30 days?








Response	6	8	10	12	Total	
0	99.3	98.8	97.4	97.3	98.3	
01/02/13	0.4	0.5	1.7	1.4	1.0	
03/05/13	0.1	0.4	0.4	0.6	0.4	
06/09/13	0.1	0.1	0.1	0.1	0.1	
10/19/13	0.1	0.1	0.2	0.4	0.2	
20-39	0.0	0.1	0.1	0.0	0.0	
40	0.1	0.0	0.1	0.1	0.1	
N of Valid	1692	1819	1668	1396	6575	
N of Miss	235	130	160	84	609	

Table 168: On how many occasions have you been drunk or very high from drinking alcoholic beverages during the past 30 days?








Response	6	8	10	12	Total	
0	98.5	94.7	86.3	77.5	89.9	
01/02/13	0.8	3.1	6.7	9.1	4.7	
03/05/13	0.2	0.9	3.4	5.2	2.3	
06/09/13	0.1	0.8	1.6	3.1	1.3	
10/19/13	0.1	0.2	0.8	2.6	0.8	
20-39	0.1	0.2	0.2	1.2	0.4	
40	0.1	0.1	1.0	1.3	0.6	
N of Valid	1697	1814	1669	1382	6562	
N of Miss	230	135	159	98	622	

Table 169: On how many occasions have you drunk flavored alcoholic beverages, sometimes called 'alcopops' (like Mike's Hard Lemonade, Smirnoff Ice, Bacardi Breezers, etc.) in your lifetime?








Response	6	8	10	12	Total	
0	95.4	83.6	66.2	53.8	75.9	
01/02/13	3.1	8.1	9.9	9.8	7.6	
03/05/13	1.0	3.6	8.7	9.2	5.4	
06/09/13	0.1	2.2	5.3	7.4	3.6	
10/19/13	0.3	0.8	4.5	6.5	2.8	
20-39	0.0	0.7	2.4	5.4	1.9	
40	0.1	1.0	3.0	7.7	2.7	
N of Valid	1699	1818	1671	1396	6584	
N of Miss	228	131	157	84	600	

Table 170: On how many occasions have you drunk flavored alcoholic beverages, sometimes called 'alcopops' (like Mike's Hard Lemonade, Smirnoff Ice, Bacardi Breezers, etc.) during the past 30 days?








Response	6	8	10	12	Total	
0	98.4	93.4	84.5	78.5	89.3	
01/02/13	1.1	4.1	8.2	11.5	6.0	
03/05/13	0.4	1.3	3.1	4.6	2.2	
06/09/13	0.0	0.5	2.0	2.4	1.2	
10/19/13	0.1	0.4	1.2	1.6	0.8	
20-39	0.0	0.2	0.4	0.5	0.2	
40	0.0	0.1	0.5	1.0	0.4	
N of Valid	1697	1821	1674	1398	6590	
N of Miss	230	128	154	82	594	

Table 171: If you used prescription drugs or over the counter drugs without a doctor telling you to use it or for the purpose of getting high, where did you get these drugs?












Response	6	8	10	12	Total	
I did not use prescription drugs or over the counter drugs to get high.	98.7	95.7	91.5	87.6	93.7	
I bought it or took it from a store or shop.	0.2	0.3	0.4	0.9	0.4	
I got it from my parents with permission.	0.2	0.5	1.3	0.9	0.7	
I got it from home without permission.	0.1	0.7	1.5	1.2	0.8	
I got it from a relative with permission.	0.1	0.5	1.0	0.9	0.6	
I got it from a relative without permission.	0.0	0.2	0.2	0.4	0.2	
I got it from a friends home with permission.	0.1	0.2	0.6	1.0	0.5	
I got it from a friends home without permission.	0.0	0.1	0.1	0.4	0.1	
I got it from a friend while at school.	0.1	0.2	0.2	1.1	0.4	
I got it from a friend while at a party.	0.2	0.5	0.6	0.9	0.5	
I got it from a friend, elsewhere	0.3	1.1	2.5	4.8	2.1	
N of Valid	1637	1775	1641	1372	6425	
N of Miss	290	174	187	108	759	

Table 172: During the last month, about how many marijuana cigarettes, or the equivalent, did you smoke a day, on the average?








Response	6	8	10	12	Total	
None	98.3	94.6	86.9	82.5	91.0	
Less than 1 a day	0.7	2.2	4.3	5.9	3.1	
1 a day	0.4	1.1	1.8	2.3	1.4	
2-3 a day	0.3	0.9	3.3	4.0	2.0	
4-6 a day	0.1	0.7	1.8	2.3	1.2	
7-10 a day	0.0	0.2	0.8	1.0	0.5	
11 or more a day	0.1	0.3	1.0	1.9	0.8	
N of Valid	1668	1791	1649	1388	6496	
N of Miss	259	158	179	92	688	

Table 173: How wrong do your friends feel it would be for YOU to: drink alcohol?





Response	6	8	10	12	Total	
Very wrong	82.5	58.6	37.7	32.0	53.7	
Wrong	10.9	20.2	22.5	20.0	18.3	
A little bit wrong	4.5	12.7	19.8	22.4	14.5	
Not wrong at all	2.2	8.5	20.0	25.7	13.5	
N of Valid	1664	1792	1646	1391	6493	
N of Miss	263	157	182	89	691	

Table 174: How wrong do your friends feel it would be for YOU to: smoke tobacco?





Response	6	8	10	12	Total	
Very wrong	88.1	68.0	48.8	39.3	62.2	
Wrong	7.9	17.0	20.3	18.9	15.9	
A little bit wrong	2.5	8.8	14.7	15.1	10.0	
Not wrong at all	1.5	6.3	16.2	26.7	11.9	
N of Valid	1661	1791	1638	1388	6478	
N of Miss	266	158	190	92	706	

Table 175: How wrong do your friends feel it would be for YOU to: smoke marijuana?





Response	6	8	10	12	Total	
Very wrong	91.4	72.2	49.4	41.6	64.8	
Wrong	5.1	10.9	16.4	16.8	12.1	
A little bit wrong	1.6	8.8	14.4	14.9	9.7	
Not wrong at all	1.9	8.1	19.7	26.7	13.5	
N of Valid	1658	1786	1643	1388	6475	
N of Miss	269	163	185	92	709	

Table 176: How wrong do your friends feel it would be for YOU to: use prescription drugs not prescribed to you





Response	6	8	10	12	Total	
Very wrong	89.9	78.4	65.5	59.0	73.9	
Wrong	7.1	12.4	16.8	17.6	13.3	
A little bit wrong	1.4	4.7	9.0	11.0	6.3	
Not wrong at all	1.6	4.5	8.7	12.5	6.5	
N of Valid	1658	1785	1640	1384	6467	
N of Miss	269	164	188	96	717	

Table 177: How wrong would most adults (over 21) in your neighborhood think it is for kids your age: to use marijuana?





Response	6	8	10	12	Total	
Very wrong	91.9	80.2	68.1	63.2	76.5	
Wrong	5.2	12.2	16.3	17.9	12.7	
A little bit wrong	1.7	4.7	8.0	9.7	5.9	
Not wrong at all	1.2	2.8	7.5	9.2	5.0	
N of Valid	1662	1781	1640	1388	6471	
N of Miss	265	168	188	92	713	

Table 178: How wrong would most adults (over 21) in your neighborhood think it is for kids your age: to drink alcohol?





Response	6	8	10	12	Total	
Very wrong	85.9	69.7	53.9	48.2	65.2	
Wrong	8.8	15.4	19.9	21.1	16.1	
A little bit wrong	3.4	9.7	16.7	18.5	11.8	
Not wrong at all	1.9	5.2	9.5	12.2	6.9	
N of Valid	1654	1780	1636	1388	6458	
N of Miss	273	169	192	92	726	

Table 179: How wrong would most adults (over 21) in your neighborhood think it is for kids your age: to smoke cigarettes?





Response	6	8	10	12	Total	
Very wrong	87.1	73.7	61.2	50.7	69.0	
Wrong	7.5	15.0	19.8	19.7	15.3	
A little bit wrong	3.7	7.0	11.4	16.6	9.3	
Not wrong at all	1.8	4.3	7.6	13.0	6.4	
N of Valid	1654	1781	1635	1384	6454	
N of Miss	273	168	193	96	730	

Table 180: How much do each of the following statements describe your neighborhood? crime and/or drug selling





Response	6	8	10	12	Total	
NO!	79.7	68.5	60.7	61.1	67.7	
no	11.6	19.6	23.3	20.6	18.8	
yes	5.4	8.0	10.6	11.8	8.8	
YES!	3.3	3.8	5.4	6.6	4.7	
N of Valid	1617	1767	1634	1387	6405	
N of Miss	310	182	194	93	779	

Table 181: How much do each of the following statements describe your neighborhood? fights





Response	6	8	10	12	Total	
NO!	65.8	59.4	55.9	58.8	60.0	
no	13.5	20.4	24.0	25.2	20.6	
yes	14.1	13.9	13.9	10.0	13.1	
YES!	6.6	6.3	6.3	6.0	6.3	
N of Valid	1621	1758	1631	1382	6392	
N of Miss	306	191	197	98	792	

Table 182: How much do each of the following statements describe your neighborhood? lots of empty or abandoned buildings





Response	6	8	10	12	Total	
NO!	70.7	65.0	58.9	62.1	64.2	
no	17.5	24.2	28.9	26.6	24.2	
yes	8.4	7.8	9.0	7.2	8.1	
YES!	3.4	3.1	3.3	4.0	3.4	
N of Valid	1610	1762	1630	1384	6386	
N of Miss	317	187	198	96	798	

Table 183: How much do each of the following statements describe your neighborhood? lots of graffiti





Response	6	8	10	12	Total	
NO!	79.1	76.1	70.0	71.2	74.2	
no	14.8	19.9	25.2	24.5	21.0	
yes	3.2	2.4	2.9	2.4	2.7	
YES!	2.8	1.6	1.9	2.0	2.1	
N of Valid	1584	1740	1621	1377	6322	
N of Miss	343	209	207	103	862	

Table 184: I feel safe in my neighborhood.

Response	6	8	10	12	Total	
NO!	11.3	8.3	7.5	5.9	8.3	
no	8.0	8.6	8.3	8.3	8.3	
yes	25.6	32.7	35.7	34.7	32.1	
YES!	55.2	50.4	48.5	51.1	51.3	
N of Valid	1626	1768	1627	1379	6400	
N of Miss	301	181	201	101	784	

Table 185: If a kid smoked marijuana in your neighborhood would he or she be caught by the police?

Response	6	8	10	12	Total	
NO!	16.9	20.9	28.6	29.0	23.6	
no	17.1	32.9	44.2	45.3	34.5	
yes	25.1	25.5	17.4	15.8	21.2	
YES!	40.9	20.7	9.8	9.9	20.6	
N of Valid	1594	1743	1626	1369	6332	
N of Miss	333	206	202	111	852	

Table 186: If a kid drank some beer, wine or hard liquor (for example, vodka, whiskey, or gin) in your neighborhood would he or she be caught by the police?

Response	6	8	10	12	Total	
NO!	18.5	24.2	33.2	34.5	27.3	
no	22.7	40.0	47.3	47.7	39.2	
yes	24.8	20.4	12.6	10.7	17.4	
YES!	34.0	15.4	6.9	7.1	16.1	
N of Valid	1597	1738	1623	1369	6327	
N of Miss	330	211	205	111	857	



Table 187: If a kid carried a handgun in your neighborhood would he or she be caught by the police?





Response	6	8	10	12	Total	
NO!	16.5	20.5	25.7	25.4	21.9	
no	14.6	25.8	33.4	36.3	27.2	
yes	23.8	24.3	22.8	20.2	22.9	
YES!	45.1	29.4	18.2	18.1	28.1	
N of Valid	1598	1729	1617	1368	6312	
N of Miss	329	220	211	112	872	

Table 188: If you wanted to get some cigarettes, how easy would it be for you to get some?





Response	6	8	10	12	Total	
Very hard	76.2	53.7	32.7	18.0	46.3	
Sort of hard	9.2	16.4	14.2	7.2	12.0	
Sort of easy	7.3	15.7	23.4	18.4	16.2	
Very easy	7.3	14.2	29.7	56.3	25.6	
N of Valid	1584	1714	1608	1363	6269	
N of Miss	343	235	220	117	915	

Table 189: If you wanted to get some beer, wine or hard liquor (for example, vodka, whiskey, or gin), how easy would it be for you to get some?





Response	6	8	10	12	Total	
Very hard	73.8	50.4	28.1	16.9	43.3	
Sort of hard	11.2	16.6	14.8	10.4	13.4	
Sort of easy	7.6	15.9	24.6	23.4	17.7	
Very easy	7.4	17.1	32.4	49.3	25.6	
N of Valid	1577	1708	1603	1359	6247	
N of Miss	350	241	225	121	937	

Table 190: If you wanted to get a drug like cocaine, LSD, or amphetamines, how easy would it be for you to get some?


Response	6	8	10	12	Total	
Very hard	92.9	85.8	70.8	57.2	77.5	
Sort of hard	3.9	7.6	14.7	20.7	11.4	
Sort of easy	1.4	3.7	7.8	10.2	5.6	
Very easy	1.8	2.8	6.7	11.9	5.5	
N of Valid	1568	1700	1604	1356	6228	
N of Miss	359	249	224	124	956	

Table 191: If you wanted to get a handgun, how easy would it be for you to get one?


Response	6	8	10	12	Total	
Very hard	75.1	63.5	53.0	41.6	58.9	
Sort of hard	10.4	12.5	15.5	16.9	13.7	
Sort of easy	6.4	10.9	13.2	16.0	11.5	
Very easy	8.2	13.1	18.4	25.6	15.9	
N of Valid	1568	1700	1601	1354	6223	
N of Miss	359	249	227	126	961	

Table 192: If you wanted to get some marijuana, how easy would it be for you to get some?


Response	6	8	10	12	Total	
Very hard	89.9	72.2	43.3	26.8	59.3	
Sort of hard	4.0	8.7	10.6	10.5	8.4	
Sort of easy	2.2	8.0	15.6	17.6	10.6	
Very easy	3.8	11.1	30.6	45.1	21.7	
N of Valid	1559	1692	1599	1348	6198	
N of Miss	368	257	229	132	986	

Table 193: If you wanted to get prescription drugs for the purpose of getting high, how easy would it be for you to get some?





Response	6	8	10	12	Total	
Very hard	85.6	72.0	51.1	34.4	61.9	
Sort of hard	5.5	9.8	14.7	16.4	11.4	
Sort of easy	4.1	9.2	15.5	19.7	11.8	
Very easy	4.8	9.0	18.7	29.5	14.9	
N of Valid	1563	1697	1602	1350	6212	
N of Miss	364	252	226	130	972	

Table 194: If you wanted to get synthetic marijuana such as K2 or chemical products such as bath salts to get high, how easy would it be for you to get some?





Response	6	8	10	12	Total	
Very hard	92.0	84.0	68.5	49.5	74.5	
Sort of hard	3.4	5.4	11.7	18.1	9.3	
Sort of easy	1.7	5.4	8.6	12.6	6.8	
Very easy	2.9	5.2	11.3	19.8	9.4	
N of Valid	1561	1698	1601	1350	6210	
N of Miss	366	251	227	130	974	

Table 195: If you wanted to get steroids to enhance athletic performance, how easy would it be for you to get some?





Response	6	8	10	12	Total	
Very hard	89.2	82.8	68.6	55.2	74.7	
Sort of hard	5.3	8.3	13.9	18.1	11.1	
Sort of easy	2.5	5.3	9.3	12.5	7.2	
Very easy	3.0	3.6	8.3	14.2	6.9	
N of Valid	1560	1703	1598	1355	6216	
N of Miss	367	246	230	125	968	

Table 196: During the past 12 months, have you participated in any alcohol prevention programs or seen any alcohol prevention messages in your school or community? Yes, a school-based program focused on preventing underage drinking and/or drinking and driving.



Response	6	8	10	12	Total	
No	62.4	72.7	79.0	80.7	73.2	
Yes	37.6	27.3	21.0	19.3	26.8	
N of Valid	1927	1949	1828	1480	7184	
N of Miss	0	0	0	0	0	

Table 197: During the past 12 months, have you participated in any alcohol prevention programs or seen any alcohol prevention messages in your school or community? Yes, a community-based program focused on preventing underage drinking and/or drinking and driving (for example, through your church or temple or through youth groups like Boys and Girls Club or 4-H).



Response	6	8	10	12	Total	
No	88.4	91.9	95.0	93.8	92.1	
Yes	11.6	8.1	5.0	6.2	7.9	
N of Valid	1927	1949	1828	1480	7184	
N of Miss	0	0	0	0	0	

Table 198: During the past 12 months, have you participated in any alcohol prevention programs or seen any alcohol prevention messages in your school or community? Yes, a media campaign addressing underage drinking and/or drinking and driving (for example, newspaper ads, posters, pamphlets, radio, TV).



Response	6	8	10	12	Total	
No	89.7	90.7	91.9	91.5	90.9	
Yes	10.3	9.3	8.1	8.5	9.1	
N of Valid	1927	1949	1828	1480	7184	
N of Miss	0	0	0	0	0	

Table 199: During the past 12 months, have you participated in any alcohol prevention programs or seen any alcohol prevention messages in your school or community? No



Response	6	8	10	12	Total	
No	61.2	49.3	40.3	35.7	47.4	
Yes	38.8	50.7	59.7	64.3	52.6	
N of Valid	1927	1949	1828	1480	7184	
N of Miss	0	0	0	0	0	

Table 200: How wrong do your parents feel it would be for YOU to: drink beer, wine or hard liquor (for example, vodka, whiskey or gin) regularly?

Response	6	8	10	12	Total	
Very wrong	92.5	84.7	73.7	69.5	80.6	
Wrong	5.4	9.3	14.9	16.9	11.4	
A little bit wrong	1.4	4.2	7.5	9.0	5.4	
Not wrong at all	0.7	1.7	3.9	4.6	2.6	
N of Valid	1610	1722	1606	1362	6300	
N of Miss	317	227	222	118	884	

Table 201: How wrong do your parents feel it would be for YOU to: smoke tobacco?

Response	6	8	10	12	Total	
Very wrong	96.6	90.7	82.2	72.0	86.0	
Wrong	2.5	6.2	10.6	13.8	8.0	
A little bit wrong	0.5	2.2	4.6	8.3	3.7	
Not wrong at all	0.4	0.9	2.6	6.0	2.3	
N of Valid	1610	1722	1603	1360	6295	
N of Miss	317	227	225	120	889	

Table 202: How wrong do your parents feel it would be for YOU to: smoke marijuana?

Response	6	8	10	12	Total	
Very wrong	97.7	93.2	84.8	79.1	89.2	
Wrong	1.5	3.5	7.6	10.4	5.5	
A little bit wrong	0.4	2.0	4.2	5.2	2.8	
Not wrong at all	0.4	1.3	3.4	5.2	2.5	
N of Valid	1610	1717	1602	1359	6288	
N of Miss	317	232	226	121	896	

Table 203: How wrong do your parents feel it would be for YOU to: use prescription drugs not prescribed to you?

Response	6	8	10	12	Total	
Very wrong	96.4	93.3	89.4	85.6	91.5	
Wrong	1.8	4.6	6.4	8.6	5.2	
A little bit wrong	0.9	1.3	2.4	3.0	1.9	
Not wrong at all	0.8	0.8	1.7	2.7	1.5	
N of Valid	1602	1714	1601	1357	6274	
N of Miss	325	235	227	123	910	

Table 204: How wrong do your parents feel it would be for YOU to: steal something worth more than \$5?

Response	6	8	10	12	Total	
Very wrong	88.8	84.5	83.4	85.3	85.5	
Wrong	8.6	11.8	12.5	10.3	10.8	
A little bit wrong	1.9	2.9	3.1	2.6	2.6	
Not wrong at all	0.7	0.9	1.1	1.8	1.1	
N of Valid	1611	1718	1601	1362	6292	
N of Miss	316	231	227	118	892	

Table 205: How wrong do your parents feel it would be for YOU to: draw graffiti, write things, or draw pictures on buildings or other property (without the owner's permission)?

Response	6	8	10	12	Total	
Very wrong	91.2	85.7	83.0	82.7	85.8	
Wrong	5.4	9.6	11.5	10.7	9.2	
A little bit wrong	2.2	3.2	3.4	3.7	3.1	
Not wrong at all	1.2	1.5	2.1	2.9	1.9	
N of Valid	1604	1717	1597	1361	6279	
N of Miss	323	232	231	119	905	

Table 206: How wrong do your parents feel it would be for YOU to: pick a fight with someone?





Response	6	8	10	12	Total	
Very wrong	76.3	67.7	61.9	65.1	67.9	
Wrong	15.3	19.3	21.9	18.8	18.8	
A little bit wrong	5.2	10.3	12.4	11.2	9.7	
Not wrong at all	3.2	2.7	3.8	4.9	3.6	
N of Valid	1602	1718	1599	1362	6281	
N of Miss	325	231	229	118	903	

Table 207: During the past 12 months, have you talked with at least one of your parents about the dangers of underage drinking and/or drinking and driving? By parents, we mean either your biological parents, adoptive parents, stepparents, or adult guardians - whether or not they live with you.



Response	6	8	10	12	Total	
No	50.4	55.6	58.1	54.4	54.7	
Yes	49.6	44.4	41.9	45.6	45.3	
N of Valid	1527	1640	1551	1321	6039	
N of Miss	400	309	277	159	1145	

Table 208: The rules in my family are clear.





Response	6	8	10	12	Total	
NO!	5.2	3.4	4.4	2.8	4.0	
no	4.9	6.4	8.2	8.4	6.9	
yes	24.1	33.8	39.8	39.8	34.2	
YES!	65.8	56.4	47.6	49.0	54.9	
N of Valid	1584	1694	1593	1364	6235	
N of Miss	343	255	235	116	949	

Table 209: People in my family often insult or yell at each other.

Response	6	8	10	12	Total	
NO!	38.9	31.8	21.8	21.9	28.9	
no	31.7	38.8	41.5	43.5	38.7	
yes	19.7	20.1	25.8	23.0	22.1	
YES!	9.7	9.3	10.9	11.6	10.3	
N of Valid	1577	1689	1587	1358	6211	
N of Miss	350	260	241	122	973	

Table 210: When I am not at home, one of my parents knows where I am and who I am with.

Response	6	8	10	12	Total	
NO!	6.0	4.4	4.2	4.9	4.9	
no	3.8	5.6	6.8	9.5	6.3	
yes	20.8	31.4	36.3	38.3	31.4	
YES!	69.4	58.7	52.7	47.4	57.4	
N of Valid	1575	1681	1583	1354	6193	
N of Miss	352	268	245	126	991	

Table 211: We argue about the same things in my family over and over.

Response	6	8	10	12	Total	
NO!	43.0	29.9	20.2	18.6	28.3	
no	30.3	37.8	35.9	38.6	35.6	
yes	16.9	21.1	29.2	28.2	23.6	
YES!	9.8	11.2	14.8	14.6	12.5	
N of Valid	1569	1683	1581	1352	6185	
N of Miss	358	266	247	128	999	



Table 212: If you drank some beer or wine or liquor (for example, vodka, whiskey, or gin) without your parents' permission, would you be caught by your parents?

Response	6	8	10	12	Total	
NO!	11.0	12.5	16.2	19.5	14.6	
no	5.8	18.9	33.6	40.6	24.1	
yes	12.7	20.3	22.7	19.5	18.8	
YES!	70.6	48.2	27.5	20.3	42.5	
N of Valid	1560	1667	1580	1347	6154	
N of Miss	367	282	248	133	1030	

Table 213: My family has clear rules about alcohol and drug use.

Response	6	8	10	12	Total	
NO!	5.9	6.4	7.3	5.8	6.3	
no	5.5	8.7	13.2	11.7	9.7	
yes	14.3	23.3	29.9	36.1	25.6	
YES!	74.3	61.6	49.6	46.4	58.4	
N of Valid	1550	1667	1579	1350	6146	
N of Miss	377	282	249	130	1038	

Table 214: If you carried a handgun without your parents' permission, would you be caught by your parents?

Response	6	8	10	12	Total	
NO!	8.1	9.2	10.5	11.7	9.8	
no	5.1	9.9	15.5	19.9	12.3	
yes	12.4	18.4	25.3	25.6	20.3	
YES!	74.4	62.4	48.7	42.7	57.6	
N of Valid	1549	1659	1574	1350	6132	
N of Miss	378	290	254	130	1052	

Table 215: If you skipped school would you be caught by your parents?





Response	6	8	10	12	Total	
NO!	6.7	8.3	11.0	14.4	9.9	
no	5.4	10.8	19.9	28.1	15.6	
yes	14.3	23.2	26.4	24.4	22.1	
YES!	73.6	57.6	42.7	33.0	52.4	
N of Valid	1556	1671	1572	1350	6149	
N of Miss	371	278	256	130	1035	

Table 216: My parents ask if I've gotten my homework done.





Response	6	8	10	12	Total	
NO!	6.0	7.7	10.7	13.3	9.3	
no	4.5	9.4	17.6	22.8	13.2	
yes	19.1	28.6	33.5	32.6	28.3	
YES!	70.4	54.4	38.2	31.2	49.2	
N of Valid	1553	1674	1577	1351	6155	
N of Miss	374	275	251	129	1029	

Table 217: People in my family have serious arguments.





Response	6	8	10	12	Total	
NO!	47.3	37.9	27.9	28.1	35.5	
no	28.5	37.0	42.3	42.2	37.4	
yes	12.4	13.9	18.2	18.5	15.6	
YES!	11.8	11.2	11.6	11.3	11.5	
N of Valid	1544	1666	1573	1349	6132	
N of Miss	383	283	255	131	1052	

Table 218: Would your parents know if you did not come home on time?





Response	6	8	10	12	Total	
NO!	6.4	7.2	7.0	6.8	6.8	
no	6.4	9.5	13.5	13.6	10.6	
yes	18.9	30.6	32.9	36.7	29.6	
YES!	68.3	52.7	46.7	42.9	53.0	
N of Valid	1559	1671	1575	1347	6152	
N of Miss	368	278	253	133	1032	

Table 219: Have any of your brothers or sisters ever: drunk beer, wine or hard liquor (for example, vodka, whiskey or gin)?




Response	6	8	10	12	Total	
No	79.1	60.1	42.9	35.6	55.1	
Yes	18.7	36.5	53.4	59.7	41.5	
I don't have any brothers or sisters	2.1	3.4	3.6	4.7	3.4	
N of Valid	1544	1671	1567	1350	6132	
N of Miss	383	278	261	130	1052	

Table 220: Have any of your brothers or sisters ever: smoked marijuana?




Response	6	8	10	12	Total	
No	92.5	80.1	64.5	57.5	74.2	
Yes	5.4	16.4	31.9	37.7	22.3	
I don't have any brothers or sisters	2.1	3.5	3.6	4.8	3.5	
N of Valid	1540	1671	1562	1351	6124	
N of Miss	387	278	266	129	1060	

Table 221: Have any of your brothers or sisters ever: smoked cigarettes?




Response	6	8	10	12	Total	
No	82.6	69.6	58.9	51.9	66.3	
Yes	15.2	26.9	37.4	43.4	30.3	
I don't have any brothers or sisters	2.2	3.5	3.7	4.7	3.5	
N of Valid	1537	1666	1556	1349	6108	
N of Miss	390	283	272	131	1076	

Table 222: Have any of your brothers or sisters ever: taken a handgun to school?




Response	6	8	10	12	Total	
No	96.9	95.2	94.1	92.7	94.8	
Yes	0.9	1.3	2.4	2.6	1.8	
I don't have any brothers or sisters	2.1	3.5	3.5	4.8	3.4	
N of Valid	1535	1667	1551	1347	6100	
N of Miss	392	282	277	133	1084	

Table 223: Have any of your brothers or sisters ever: been suspended or expelled from school?




Response	6	8	10	12	Total	
No	75.5	68.6	62.9	62.5	67.5	
Yes	22.3	28.0	33.4	32.6	29.0	
I don't have any brothers or sisters	2.2	3.4	3.7	4.8	3.5	
N of Valid	1529	1669	1559	1351	6108	
N of Miss	398	280	269	129	1076	

Table 224: Have you changed homes in the past year (the last 12 months)?



Response	6	8	10	12	Total	
No	73.5	75.6	79.3	78.7	76.7	
Yes	26.5	24.4	20.7	21.3	23.3	
N of Valid	1546	1675	1578	1353	6152	
N of Miss	381	274	250	127	1032	

Table 225: How many times have you changed homes since kindergarten?






Response	6	8	10	12	Total	
Never	41.1	34.4	31.8	28.9	34.2	
1 or 2 times	31.7	31.3	30.7	33.3	31.7	
3 or 4 times	15.7	19.2	19.7	18.1	18.2	
5 or 6 times	5.6	7.8	8.0	9.2	7.6	
7 or more times	5.9	7.4	9.9	10.5	8.3	
N of Valid	1533	1664	1572	1351	6120	
N of Miss	394	285	256	129	1064	

Table 226: Have you changed schools (including changing from elementary to middle and middle to high school) in the past year?



Response	6	8	10	12	Total	
No	67.9	67.2	71.5	81.9	71.7	
Yes	32.1	32.8	28.5	18.1	28.3	
N of Valid	1519	1651	1565	1343	6078	
N of Miss	408	298	263	137	1106	

Table 227: How many times have you changed schools since kindergarten (including changing from elementary to middle and middle to high school)?






Response	6	8	10	12	Total	
Never	44.0	31.0	27.6	27.8	32.7	
1 or 2 times	36.6	29.2	23.9	21.6	28.0	
3 or 4 times	12.4	26.8	29.4	29.6	24.5	
5 or 6 times	4.3	7.1	11.4	14.3	9.1	
7 or more times	2.7	5.9	7.8	6.7	5.8	
N of Valid	1518	1659	1563	1346	6086	
N of Miss	409	290	265	134	1098	

Table 228: Has anyone in your family ever had severe alcohol or drug problems?



Response	6	8	10	12	Total	
No	75.7	69.3	59.5	56.6	65.6	
Yes	24.3	30.7	40.5	43.4	34.4	
N of Valid	1528	1650	1566	1347	6091	
N of Miss	399	299	262	133	1093	

Table 229: About how many adults (over 21) have you known personally who in the past year have: used marijuana, crack, cocaine, or other drugs?






Response	6	8	10	12	Total	
0	79.4	66.9	50.4	42.8	60.5	
1	11.0	12.6	16.6	14.9	13.7	
2	3.3	8.5	9.8	12.2	8.4	
03/04/13	2.7	5.6	8.1	11.3	6.8	
5	3.6	6.4	15.0	18.8	10.6	
N of Valid	1532	1651	1556	1342	6081	
N of Miss	395	298	272	138	1103	

Table 230: About how many adults (over 21) have you known personally who in the past year have: sold or dealt drugs?






Response	6	8	10	12	Total	
0	88.3	77.0	64.1	58.7	72.5	
1	6.0	10.2	12.9	12.3	10.3	
2	2.1	6.1	6.9	9.0	5.9	
03/04/13	1.4	2.8	6.7	7.8	4.6	
5	2.2	3.9	9.4	12.2	6.7	
N of Valid	1525	1651	1558	1338	6072	
N of Miss	402	298	270	142	1112	

Table 231: About how many adults (over 21) have you known personally who in the past year have: done other things that could get them in trouble with the police, like stealing, selling stolen goods, mugging or assaulting others, etc.?






Response	6	8	10	12	Total	
0	82.7	73.5	60.3	59.6	69.4	
1	9.7	10.1	14.1	11.2	11.3	
2	3.5	6.3	7.7	7.9	6.3	
03/04/13	1.5	4.0	7.1	6.4	4.7	
5	2.6	6.1	10.8	14.8	8.4	
N of Valid	1520	1647	1554	1338	6059	
N of Miss	407	302	274	142	1125	

Table 232: About how many adults (over 21) have you known personally who in the past year have: gotten drunk or high?






Response	6	8	10	12	Total	
0	63.1	45.3	29.0	24.5	41.0	
1	17.4	15.9	16.5	13.7	15.9	
2	6.5	12.3	10.6	12.0	10.4	
03/04/13	4.3	8.9	10.6	11.8	8.8	
5	8.7	17.6	33.3	38.0	23.9	
N of Valid	1520	1644	1556	1339	6059	
N of Miss	407	305	272	141	1125	

Table 233: Have you seen or heard information about underage drinking in the past 12 months from the following sources? Radio



Response	6	8	10	12	Total	
No	55.6	55.5	55.7	53.4	55.1	
Yes	44.4	44.5	44.3	46.6	44.9	
N of Valid	1531	1676	1577	1344	6128	
N of Miss	396	273	251	136	1056	

Table 234: Have you seen or heard information about underage drinking in the past 12 months from the following sources? TV.



Response	6	8	10	12	Total	
No	32.9	34.7	33.9	32.7	33.6	
Yes	67.1	65.3	66.1	67.3	66.4	
N of Valid	1533	1667	1576	1347	6123	
N of Miss	394	282	252	133	1061	

Table 235: Have you seen or heard information about underage drinking in the past 12 months from the following sources? Print. This includes information on underage drinking you may have seen in the newspaper, on a billboard, in pamphlets, on stickers, etc.



Response	6	8	10	12	Total	
No	47.7	48.4	47.0	46.0	47.3	
Yes	52.3	51.6	53.0	54.0	52.7	
N of Valid	1527	1668	1569	1347	6111	
N of Miss	400	281	259	133	1073	

Table 236: Have you seen or heard information about underage drinking in the past 12 months from the following sources? Website or social media? (Facebook, Myspace, website, etc.)



Response	6	8	10	12	Total	
No	52.2	47.5	44.2	46.0	47.5	
Yes	47.8	52.5	55.8	54.0	52.5	
N of Valid	1524	1666	1570	1338	6098	
N of Miss	403	283	258	142	1086	

Table 237: The next questions ask about your opinions of the information you saw or heard. If you have seen or heard more than one ad, please think about your favorite ad when answering these questions. The information about underage drinking that I saw or heard was convincing.






Response	6	8	10	12	Total	
NO!	29.2	20.6	17.6	16.0	21.0	
no	6.5	14.1	20.2	20.8	15.3	
yes	16.4	26.2	31.0	32.0	26.3	
YES!	28.5	21.0	16.9	16.9	20.9	
I have not seen or heard any ads about underage drinking in the past 12 months.	19.5	18.1	14.2	14.2	16.6	
N of Valid	1501	1641	1553	1341	6036	
N of Miss	426	308	275	139	1148	

Table 238: The next questions ask about your opinions of the information you saw or heard. If you have seen or heard more than one ad, please think about your favorite ad when answering these questions. The information about underage drinking that I saw or heard grabbed my attention.






Response	6	8	10	12	Total	
NO!	25.0	18.8	16.0	15.0	18.8	
no	8.3	17.6	23.6	23.0	18.0	
yes	15.4	24.2	28.1	29.8	24.3	
YES!	32.2	21.5	17.6	18.4	22.5	
I have not seen or heard any ads about underage drinking in the past 12 months.	19.1	17.9	14.6	13.9	16.5	
N of Valid	1502	1640	1553	1340	6035	
N of Miss	425	309	275	140	1149	



Table 239: The next questions ask about your opinions of the information you saw or heard. If you have seen or heard more than one ad, please think about your favorite ad when answering these questions. The information about underage drinking that I saw or heard said something important to me.






Response	6	8	10	12	Total	
NO!	22.7	18.9	16.5	16.3	18.6	
no	7.9	18.6	23.7	24.3	18.6	
yes	15.2	21.9	26.7	28.6	23.0	
YES!	34.3	22.7	18.3	16.9	23.2	
I have not seen or heard any ads about underage drinking in the past 12 months.	19.9	17.8	14.8	13.9	16.7	
N of Valid	1493	1636	1550	1341	6020	
N of Miss	434	313	278	139	1164	

Table 240: The next questions ask about your opinions of the information you saw or heard. If you have seen or heard more than one ad, please think about your favorite ad when answering these questions. Seeing or hearing this information about underage drinking made me want to stop or decrease my drinking.










Response	6	8	10	12	Total	
NO!	24.0	20.2	20.4	19.3	21.0	
no	4.3	11.9	21.1	25.4	15.5	
yes	7.2	13.7	19.4	21.4	15.4	
YES!	29.9	24.4	17.9	16.4	22.2	
I have not seen or heard any ads about underage drinking in the past 12 months.	34.5	29.8	21.1	17.5	25.9	
N of Valid	1394	1580	1523	1320	5817	
N of Miss	533	369	305	160	1367	

Table 241: How honest were you in filling out this survey?

Response	6	8	10	12	Total	
I was very honest	86.1	78.1	77.9	82.6	81.1	
I was honest pretty much of the time	11.2	18.0	16.2	13.2	14.8	
I was honest some of the time	1.7	2.5	3.6	2.6	2.6	
I was honest once in a while	0.9	1.4	2.3	1.6	1.6	
I was not honest at all	0.0	0.0	0.0	0.0	0.0	
N of Valid	1559	1660	1573	1353	6145	
N of Miss	368	289	255	127	1039	