

# 2012 APNA

Arkansas Prevention Needs Assessment Student Survey



Region 7 Tables

Arkansas Department of Human Services  
**Division of Behavioral Health Services**  
Prevention Services

Conducted by International Survey Associates dba Pride Surveys



## Contents

1	INTRODUCTION	10
2	PERCENTAGE TABLES	15

## List of Tables

1	Sex	16
2	Age	16
3	Are you Hispanic or Latino?	16
4	What is your race? Black or African American	17
5	What is your race? Asian	17
6	What is your race? American Indian	17
7	What is your race? Alaska Native	17
8	What is your race? White	18
9	What is your race? Native Hawaiian or Other Pacific Islander	18
10	What is your race? Other	18
11	What is the highest level of schooling completed by your mother or father?	19
12	Think of where you live most of the time. Which of the following people live there with you? Mother	19
13	Think of where you live most of the time. Which of the following people live there with you? Stepmother	19
14	Think of where you live most of the time. Which of the following people live there with you? Foster Mother	20
15	Think of where you live most of the time. Which of the following people live there with you? Grandmother	20
16	Think of where you live most of the time. Which of the following people live there with you? Aunt	20
17	Think of where you live most of the time. Which of the following people live there with you? Father	20
18	Think of where you live most of the time. Which of the following people live there with you? Stepfather	21
19	Think of where you live most of the time. Which of the following people live there with you? Foster Father	21
20	Think of where you live most of the time. Which of the following people live there with you? Grandfather	21
21	Think of where you live most of the time. Which of the following people live there with you? Uncle	21
22	Think of where you live most of the time. Which of the following people live there with you? Other Adults	22
23	Think of where you live most of the time. Which of the following people live there with you? Brother(s)	22
24	Think of where you live most of the time. Which of the following people live there with you? Stepbrother(s)	22
25	Think of where you live most of the time. Which of the following people live there with you? Sister(s)	22
26	Think of where you live most of the time. Which of the following people live there with you? Stepsister(s)	23

27	Think of where you live most of the time. Which of the following people live there with you? Other Children . . . . .	23
28	In my school, students have lots of chances to help decide things like class activities and rules. . . . .	23
29	Teachers ask me to work on special classroom projects. . . . .	23
30	My teacher(s) notices when I am doing a good job and lets me know about it. . . . .	24
31	There are lots of chances for students in my school to get involved in sports, clubs, and other school activities outside of class. . . . .	24
32	There are lots of chances for students in my school to talk with a teacher one-on-one. . . . .	24
33	I feel safe at my school. . . . .	25
34	The school lets my parents know when I have done something well. . . . .	25
35	My teachers praise me when I work hard in school. . . . .	25
36	Are your school grades better than the grades of most students in your class? . . . . .	26
37	I have lots of chances to be part of class discussions or activities. . . . .	26
38	Now thinking back over the past year in school, how often did you: enjoy being in school? . . . . .	26
39	Now thinking back over the past year in school, how often did you: hate being in school? . . . . .	27
40	Now thinking back over the past year in school, how often did you: try to do your best work in school? . . . . .	27
41	How often do you feel that the school work you are assigned is meaningful and important? . . . . .	27
42	Putting them all together, what were your grades like last year? . . . . .	28
43	How important do you think the things you are learning in school are going to be for your later life? . . . . .	28
44	How interesting are most of your courses to you? . . . . .	28
45	During the LAST FOUR WEEKS how many whole days of school have you missed because you skipped or 'cut'? . . . . .	29
46	What are the chances you would be seen as cool if you: smoked cigarettes? . . . . .	29
47	What are the chances you would be seen as cool if you: worked hard at school? . . . . .	29
48	What are the chances you would be seen as cool if you: began drinking alcoholic beverages regularly, that is, at least once or twice a month? . . . . .	30
49	What are the chances you would be seen as cool if you: defended someone who was being verbally abused at school? . . . . .	30
50	What are the chances you would be seen as cool if you: smoked marijuana? . . . . .	30
51	What are the chances you would be seen as cool if you: carried a handgun? . . . . .	31

52	Think of your four best friends (the friends you feel closest to). In the past year (12 months), how many of your best friends have: participated in clubs, organizations or activities at school? . . . . .	31
53	Think of your four best friends (the friends you feel closest to). In the past year (12 months), how many of your best friends have: smoked cigarettes? . . . . .	31
54	Think of your four best friends (the friends you feel closest to). In the past year (12 months), how many of your best friends have: tried beer, wine or hard liquor (for example, vodka, whiskey, or gin) when their parents didn't know about it? . . . . .	32
55	Think of your four best friends (the friends you feel closest to). In the past year (12 months), how many of your best friends have: made a commitment to stay drug-free? . . . . .	32
56	Think of your four best friends (the friends you feel closest to). In the past year (12 months), how many of your best friends have: used marijuana? . . . . .	32
57	Think of your four best friends (the friends you feel closest to). In the past year (12 months), how many of your best friends have: used prescription drugs or non-prescription drugs for the purposes of getting high? . . . . .	33
58	Think of your four best friends (the friends you feel closest to). In the past year (12 months), how many of your best friends have: used synthetic marijuana (K2, spice) or bath salts? . . . . .	33
59	Think of your four best friends (the friends you feel closest to). In the past year (12 months), how many of your best friends have: used LSD, cocaine, amphetamines, or other illegal drugs? . . . . .	33
60	Think of your four best friends (the friends you feel closest to). In the past year (12 months), how many of your best friends have: tried to do well in school? . . . . .	34
61	Think of your four best friends (the friends you feel closest to). In the past year (12 months), how many of your best friends have: been suspended from school? . . . . .	34
62	Think of your four best friends (the friends you feel closest to). In the past year (12 months), how many of your best friends have: liked school? . . . . .	34
63	Think of your four best friends (the friends you feel closest to). In the past year (12 months), how many of your best friends have: carried a handgun? . . . . .	35
64	Think of your four best friends (the friends you feel closest to). In the past year (12 months), how many of your best friends have: sold illegal drugs? . . . . .	35
65	Think of your four best friends (the friends you feel closest to). In the past year (12 months), how many of your best friends have: regularly attended religious services? . . . . .	35

66	Think of your four best friends (the friends you feel closest to). In the past year (12 months), how many of your best friends have: stolen or tried to steal a motor vehicle such as a car or motorcycle?	36
67	Think of your four best friends (the friends you feel closest to). In the past year (12 months), how many of your best friends have: been arrested?	36
68	Think of your four best friends (the friends you feel closest to). In the past year (12 months), how many of your best friends have: dropped out of school?	36
69	Think of your four best friends (the friends you feel closest to). In the past year (12 months), how many of your best friends have: been members of a gang?	37
70	How old were you when you first: smoked marijuana?	37
71	How old were you when you first: smoked a cigarette, even just a puff?	38
72	How old were you when you first: had more than a sip or two of beer, wine or hard liquor (for example, vodka, whiskey, or gin)?	38
73	How old were you when you first: began drinking alcoholic beverages regularly, that is, at least once or twice a month?	39
74	How old were you when you first: used Daztrex?	39
75	How old were you when you first: got suspended from school?	40
76	How old were you when you first: got arrested?	40
77	How old were you when you first: carried a handgun?	41
78	How old were you when you first: attacked someone with the idea of seriously hurting them?	41
79	How old were you when you first: belonged to a gang?	42
80	How wrong do you think it is for someone your age to: take a handgun to school?	42
81	How wrong do you think it is for someone your age to: steal anything worth more than \$5?	42
82	How wrong do you think it is for someone your age to: pick a fight with someone?	43
83	How wrong do you think it is for someone your age to: attack someone with the idea of seriously hurting them?	43
84	How wrong do you think it is for someone your age to: stay away from school all day when their parents think they are at school?	43
85	How wrong do you think it is for someone your age to: drink beer, wine or hard liquor (for example, vodka, whiskey, or gin) regularly?	44
86	How wrong do you think it is for someone your age to: smoke cigarettes?	44
87	How wrong do you think it is for someone your age to: smoke marijuana?	44
88	How wrong do you think it is for someone your age to: use prescription drugs or non-prescription drugs for the purpose of getting high?	45

89	How wrong do you think it is for someone your age to: use synthetic marijuana (K2, spice) or bath salts?	45
90	How wrong do you think it is for someone your age to: use LSD, cocaine, amphetamines or another illegal drug?	45
91	At school during the past 12 months, did you receive help from the resource teacher, speech therapist or other special education teacher?	46
92	How many times in the past year (12 months) have you: been suspended from school?	46
93	How many times in the past year (12 months) have you: carried a handgun?	46
94	How many times in the past year (12 months) have you: sold illegal drugs?	47
95	How many times in the past year (12 months) have you: stolen or tried to steal a motor vehicle such as a car or motorcycle?	47
96	How many times in the past year (12 months) have you: participated in clubs, organizations or activities at school?	48
97	How many times in the past year (12 months) have you: been arrested?	48
98	How many times in the past year (12 months) have you: attacked someone with the idea of seriously hurting them?	49
99	How many times in the past year (12 months) have you: been drunk or high at school?	49
100	How many times in the past year (12 months) have you: taken a handgun to school?	50
101	Are you currently on probation, or assigned a probation officer with Juvenile Court?	50
102	Have you ever belonged to a gang?	50
103	If you have ever belonged to a gang, did that gang have a name?	51
104	You are at a party at someone's house, and one of your friends offers you a drink containing alcohol. What would you say or do?	51
105	How often do you attend religious services or activities?	51
106	I think sometimes it's okay to cheat at school.	52
107	It is important to think before you act.	52
108	Sometimes I think that life is not worth it.	52
109	At times I think I am no good at all.	53
110	All in all, I am inclined to think that I am a failure.	53
111	In the past year, have you felt depressed or sad MOST days, even if you felt okay sometimes?	53
112	It is all right to beat up people if they start the fight.	54
113	I think it is okay to take something without asking if you can get away with it.	54
114	Where do you get the most information about living a drug and alcohol free life? Parents/guardians	54
115	Where do you get the most information about living a drug and alcohol free life? Friends	55

116	Where do you get the most information about living a drug and alcohol free life? Family members . . . . .	55
117	Where do you get the most information about living a drug and alcohol free life? School . . . . .	55
118	Where do you get the most information about living a drug and alcohol free life? Internet . . . . .	56
119	Where do you get the most information about living a drug and alcohol free life? TV . . . . .	56
120	Where do you get the most information about living a drug and alcohol free life? Social media . . . . .	56
121	How much do you think people risk harming themselves (physically or in other ways) if they: smoked one or more packs of cigarettes per day? . . . . .	57
122	How much do you think people risk harming themselves (physically or in other ways) if they: try marijuana once or twice? . . . . .	57
123	How much do you think people risk harming themselves (physically or in other ways) if they: smoke marijuana once or twice a week? . . . . .	57
124	How much do you think people risk harming themselves (physically or in other ways) if they: take one or two drinks of an alcoholic beverage (beer, wine, liquor) nearly every day? . . . . .	58
125	How much do you think people risk harming themselves (physically or in other ways) if they: have five or more drinks of an alcoholic beverage once or twice each weekend? . . . . .	58
126	How much do you think people risk harming themselves (physically or in other ways) if they: use prescription drugs that are not prescribed to them? . . . . .	58
127	How much do you think people risk harming themselves (physically or in other ways) if they: use non-prescription drugs to get high? . . . . .	59
128	Have you ever used smokeless tobacco (chew, snuff, plug, dipping tobacco, or chewing tobacco)? . . . . .	59
129	How often have you taken smokeless tobacco during the past 30 days? . . . . .	59
130	Have you ever smoked cigarettes? . . . . .	60
131	How frequently have you smoked cigarettes during the past 30 days? . . . . .	60
132	Which statement best describes rules about smoking inside your home? . . . . .	60
133	Which statement best describes rules about smoking in your family cars? . . . . .	61
134	During this school year, were you taught in any of your classes about the dangers of tobacco use? . . . . .	61
135	During the past 12 months, have you participated in any community activities to discourage people your age from using cigarettes, chewing tobacco, snuff, dip or cigars? . . . . .	61
136	Think back over the last two weeks. How many times have you had five or more alcoholic drinks in a row? . . . . .	62

137	During the past 30 days, how many times did you ride in a car or other vehicle driven by someone who had been drinking alcohol or using drugs to get high? . . . . .	62
138	During the past 30 days, how many times did you drive a car or other vehicle when you had been drinking alcohol or using drugs to get high? . . . . .	62
139	If you drank alcohol (not just a sip or taste) in the past year, how did you usually get it? . . . . .	63
140	If you drank alcohol (not just a sip or taste) in the past year, where did you usually drink it? . . . . .	63
141	How do you feel about someone your age having one or two drinks of an alcoholic beverage nearly every day? . . . . .	64
142	On how many occasions have you had alcoholic beverages (beer, wine or hard liquor) to drink in your lifetime - more than just a few sips? . . . . .	64
143	On how many occasions have you drunk one of more drinks of an alcoholic beverage during the past 30 days? . . . . .	64
144	On how many occasions have you used marijuana (grass, pot) or hashish (hash, hash oil) in your lifetime? . . . . .	65
145	On how many occasions have you used marijuana (grass, pot) or hashish (hash, hash oil) during the past 30 days? . . . . .	65
146	On how many occasions have you used LSD or other psychedelics in your lifetime? . . . . .	65
147	On how many occasions have you used LSD or other psychedelics during the past 30 days? . . . . .	66
148	On how many occasions have you used cocaine or crack in your lifetime? . . . . .	66
149	On how many occasions have you used cocaine or crack during the past 30 days? . . . . .	66
150	On how many occasions have you sniffed glue, breathed the contents of an aerosol spray can, or inhaled other gases or sprays, in order to get high in your lifetime? . . . . .	67
151	On how many occasions have you sniffed glue, breathed the contents of an aerosol spray can, or inhaled other gases or sprays, in order to get high during the past 30 days? . . . . .	67
152	On how many occasions have you used Daztrex in your lifetime? . . . . .	68
153	On how many occasions have you used Daztrex during the past 30 days? . . . . .	68
154	On how many occasions have you used synthetic marijuana in your lifetime? . . . . .	68
155	On how many occasions have you used synthetic marijuana during the past 30 days? . . . . .	69
156	On how many occasions have you used methamphetamines (meth, speed, crank, crystal meth) in your lifetime? . . . . .	69

157	On how many occasions have you used methamphetamines (meth, speed, crank, crystal meth) in the past 30 days? . . . . .	69
158	On how many occasions have you used other chemical products (bath salts, plant food, etc.) in your lifetime? . . . . .	70
159	On how many occasions have you used other chemical products (bath salts, plant food, etc.) during the past 30 days? . . . . .	70
160	On how many occasions have you used heroin or other opiates in your lifetime? . . . . .	70
161	On how many occasions have you used heroin or other opiates during the past 30 days? . . . . .	71
162	On how many occasions have you used MDMA ('X', 'E', or ecstasy) in your lifetime? . . . . .	71
163	On how many occasions have you used MDMA ('X', 'E', or ecstasy) during the past 30 days? . . . . .	71
164	On how many occasions have you taken prescription drugs (such as Valium, Xanax, Ritalin, Adderall, OxyContin, Darvocet, or sleeping pills) not prescribed to you in your lifetime? . . . . .	72
165	On how many occasions have you taken prescription drugs (such as Valium, Xanax, Ritalin, Adderall, OxyContin, Darvocet, or sleeping pills) not prescribed to you during the past 30 days? . . . . .	72
166	On how many occasions have you taken non-prescription medicines such as diet pills (for example, Dietac, Dexatrim or Prolamine), stay-awake pills (for example No-Doz, Vivarin, or Wake), or cough or cold medicines (robos, DXM, etc.) to get high in your lifetime? . . . . .	73
167	On how many occasions have you taken non-prescription medicines such as diet pills (for example, Dietac, Dexatrim or Prolamine), stay-awake pills (for example No-Doz, Vivarin, or Wake), or cough or cold medicines (robos, DXM, etc.) to get high during the past 30 days? . . . . .	73
168	On how many occasions have you been drunk or very high from drinking alcoholic beverages during the past 30 days? . . . . .	74
169	On how many occasions have you drunk flavored alcoholic beverages, sometimes called 'alcopops' (like Mike's Hard Lemonade, Smirnoff Ice, Bacardi Breezers, etc.) in your lifetime? . . . . .	74
170	On how many occasions have you drunk flavored alcoholic beverages, sometimes called 'alcopops' (like Mike's Hard Lemonade, Smirnoff Ice, Bacardi Breezers, etc.) during the past 30 days? . . . . .	75
171	If you used prescription drugs or over the counter drugs without a doctor telling you to use it or for the purpose of getting high, where did you get these drugs? . . . . .	75
172	During the last month, about how many marijuana cigarettes, or the equivalent, did you smoke a day, on the average? . . . . .	76
173	How wrong do your friends feel it would be for YOU to: drink alcohol? . . . . .	76
174	How wrong do your friends feel it would be for YOU to: smoke tobacco? . . . . .	76

175	How wrong do your friends feel it would be for YOU to: smoke marijuana? . . . . .	77
176	How wrong do your friends feel it would be for YOU to: use prescription drugs not prescribed to you . . . . .	77
177	How wrong would most adults (over 21) in your neighborhood think it is for kids your age: to use marijuana? . . . . .	77
178	How wrong would most adults (over 21) in your neighborhood think it is for kids your age: to drink alcohol? . . . . .	78
179	How wrong would most adults (over 21) in your neighborhood think it is for kids your age: to smoke cigarettes? . . . . .	78
180	How much do each of the following statements describe your neighborhood? crime and/or drug selling . . . . .	78
181	How much do each of the following statements describe your neighborhood? fights . . . . .	79
182	How much do each of the following statements describe your neighborhood? lots of empty or abandoned buildings . . . . .	79
183	How much do each of the following statements describe your neighborhood? lots of graffiti . . . . .	79
184	I feel safe in my neighborhood. . . . .	80
185	If a kid smoked marijuana in your neighborhood would he or she be caught by the police? . . . . .	80
186	If a kid drank some beer, wine or hard liquor (for example, vodka, whiskey, or gin) in your neighborhood would he or she be caught by the police? . . . . .	80
187	If a kid carried a handgun in your neighborhood would he or she be caught by the police? . . . . .	81
188	If you wanted to get some cigarettes, how easy would it be for you to get some? . . . . .	81
189	If you wanted to get some beer, wine or hard liquor (for example, vodka, whiskey, or gin), how easy would it be for you to get some? . . . . .	81
190	If you wanted to get a drug like cocaine, LSD, or amphetamines, how easy would it be for you to get some? . . . . .	82
191	If you wanted to get a handgun, how easy would it be for you to get one? . . . . .	82
192	If you wanted to get some marijuana, how easy would it be for you to get some? . . . . .	82
193	If you wanted to get prescription drugs for the purpose of getting high, how easy would it be for you to get some? . . . . .	83
194	If you wanted to get synthetic marijuana such as K2 or chemical products such as bath salts to get high, how easy would it be for you to get some? . . . . .	83
195	If you wanted to get steroids to enhance athletic performance, how easy would it be for you to get some? . . . . .	83



196	During the past 12 months, have you participated in any alcohol prevention programs or seen any alcohol prevention messages in your school or community? Yes, a school-based program focused on preventing underage drinking and/or drinking and driving. . . .	84
197	During the past 12 months, have you participated in any alcohol prevention programs or seen any alcohol prevention messages in your school or community? Yes, a community-based program focused on preventing underage drinking and/or drinking and driving (for example, through your church or temple or through youth groups like Boys and Girls Club or 4-H). . . .	84
198	During the past 12 months, have you participated in any alcohol prevention programs or seen any alcohol prevention messages in your school or community? Yes, a media campaign addressing underage drinking and/or drinking and driving (for example, newspaper ads, posters, pamphlets, radio, TV). . . .	84
199	During the past 12 months, have you participated in any alcohol prevention programs or seen any alcohol prevention messages in your school or community? No . . . .	84
200	How wrong do your parents feel it would be for YOU to: drink beer, wine or hard liquor (for example, vodka, whiskey or gin) regularly? .	85
201	How wrong do your parents feel it would be for YOU to: smoke tobacco? . . . .	85
202	How wrong do your parents feel it would be for YOU to: smoke marijuana? . . . .	85
203	How wrong do your parents feel it would be for YOU to: use prescription drugs not prescribed to you? . . . .	86
204	How wrong do your parents feel it would be for YOU to: steal something worth more than \$5? . . . .	86
205	How wrong do your parents feel it would be for YOU to: draw graffiti, write things, or draw pictures on buildings or other property (without the owner's permission)? . . . .	86
206	How wrong do your parents feel it would be for YOU to: pick a fight with someone? . . . .	87
207	During the past 12 months, have you talked with at least one of your parents about the dangers of underage drinking and/or drinking and driving? By parents, we mean either your biological parents, adoptive parents, stepparents, or adult guardians - whether or not they live with you. . . .	87
208	The rules in my family are clear. . . .	87
209	People in my family often insult or yell at each other. . . .	88
210	When I am not at home, one of my parents knows where I am and who I am with. . . .	88
211	We argue about the same things in my family over and over. . . .	88

212	If you drank some beer or wine or liquor (for example, vodka, whiskey, or gin) without your parents' permission, would you be caught by your parents? . . . .	89
213	My family has clear rules about alcohol and drug use. . . .	89
214	If you carried a handgun without your parents' permission, would you be caught by your parents? . . . .	89
215	If you skipped school would you be caught by your parents? . . . .	90
216	My parents ask if I've gotten my homework done. . . .	90
217	People in my family have serious arguments. . . .	90
218	Would your parents know if you did not come home on time? . . . .	91
219	Have any of your brothers or sisters ever: drunk beer, wine or hard liquor (for example, vodka, whiskey or gin)? . . . .	91
220	Have any of your brothers or sisters ever: smoked marijuana? . . . .	91
221	Have any of your brothers or sisters ever: smoked cigarettes? . . . .	91
222	Have any of your brothers or sisters ever: taken a handgun to school? .	92
223	Have any of your brothers or sisters ever: been suspended or expelled from school? . . . .	92
224	Have you changed homes in the past year (the last 12 months)? . . .	92
225	How many times have you changed homes since kindergarten? . . . .	92
226	Have you changed schools (including changing from elementary to middle and middle to high school) in the past year? . . . .	93
227	How many times have you changed schools since kindergarten (including changing from elementary to middle and middle to high school)? . . . .	93
228	Has anyone in your family ever had severe alcohol or drug problems? .	93
229	About how many adults (over 21) have you known personally who in the past year have: used marijuana, crack, cocaine, or other drugs? .	94
230	About how many adults (over 21) have you known personally who in the past year have: sold or dealt drugs? . . . .	94
231	About how many adults (over 21) have you known personally who in the past year have: done other things that could get them in trouble with the police, like stealing, selling stolen goods, mugging or assaulting others, etc.? . . . .	94
232	About how many adults (over 21) have you known personally who in the past year have: gotten drunk or high? . . . .	95
233	Have you seen or heard information about underage drinking in the past 12 months from the following sources? Radio . . . .	95
234	Have you seen or heard information about underage drinking in the past 12 months from the following sources? TV. . . .	95
235	Have you seen or heard information about underage drinking in the past 12 months from the following sources? Print. This includes information on underage drinking you may have seen in the newspaper, on a billboard, in pamphlets, on stickers, etc. . . .	95



236 Have you seen or heard information about underage drinking in the past 12 months from the following sources? Website or social media? (Facebook, Myspace, website, etc.) . . . . . 96

237 The next questions ask about your opinions of the information you saw or heard. If you have seen or heard more than one ad, please think about your favorite ad when answering these questions. The information about underage drinking that I saw or heard was convincing. . . . . 96

238 The next questions ask about your opinions of the information you saw or heard. If you have seen or heard more than one ad, please think about your favorite ad when answering these questions. The information about underage drinking that I saw or heard grabbed my attention. . . . . 96

239 The next questions ask about your opinions of the information you saw or heard. If you have seen or heard more than one ad, please think about your favorite ad when answering these questions. The information about underage drinking that I saw or heard said something important to me. . . . . 97

240 The next questions ask about your opinions of the information you saw or heard. If you have seen or heard more than one ad, please think about your favorite ad when answering these questions. Seeing or hearing this information about underage drinking made me want to stop or decrease my drinking. . . . . 97

241 How honest were you in filling out this survey? . . . . . 97

List of Figures

1 Grade Chart . . . . . 11

2 Gender Chart . . . . . 12

3 Age Chart . . . . . 13

4 Ethnic Origin Chart . . . . . 14

# 1 INTRODUCTION

This report was generated from data collected on the *2012 Arkansas Prevention Needs Assessment Student Survey*. This report contains basic frequency tables of all data collected and graphs on the selected demographic variables of grade, gender, age and ethnic origin. The graph on ethnic origin is represented as a bar chart rather than as a pie chart. This is because students were allowed to mark more than one response for ethnic origin as opposed to being allowed to mark only one response. The bars represent the percent of students who marked each of the ethnic categories.

Questions regarding the information found in this report can be directed to:

**Pride Surveys**

160 Vanderbilt Court  
Bowling Green, KY 42103  
1-800-279-6361  
[www.pridesurveys.com](http://www.pridesurveys.com)

# Grade Chart

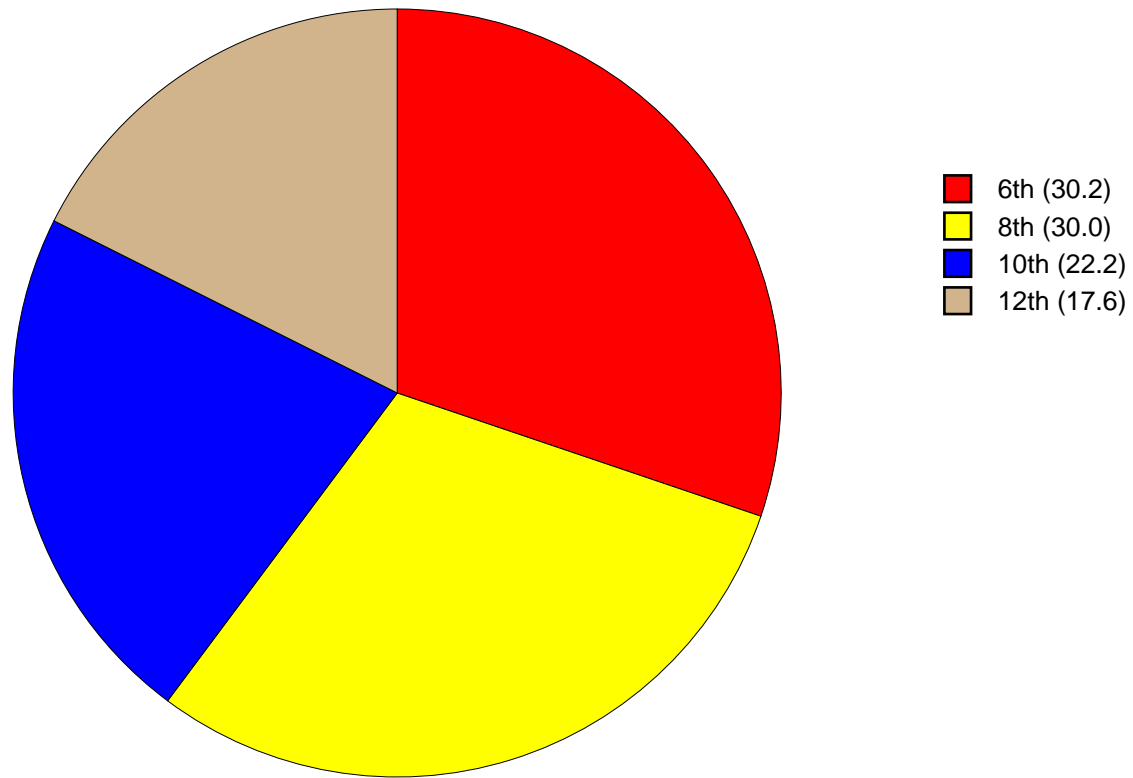


Figure 1: Grade Chart

## Gender Chart

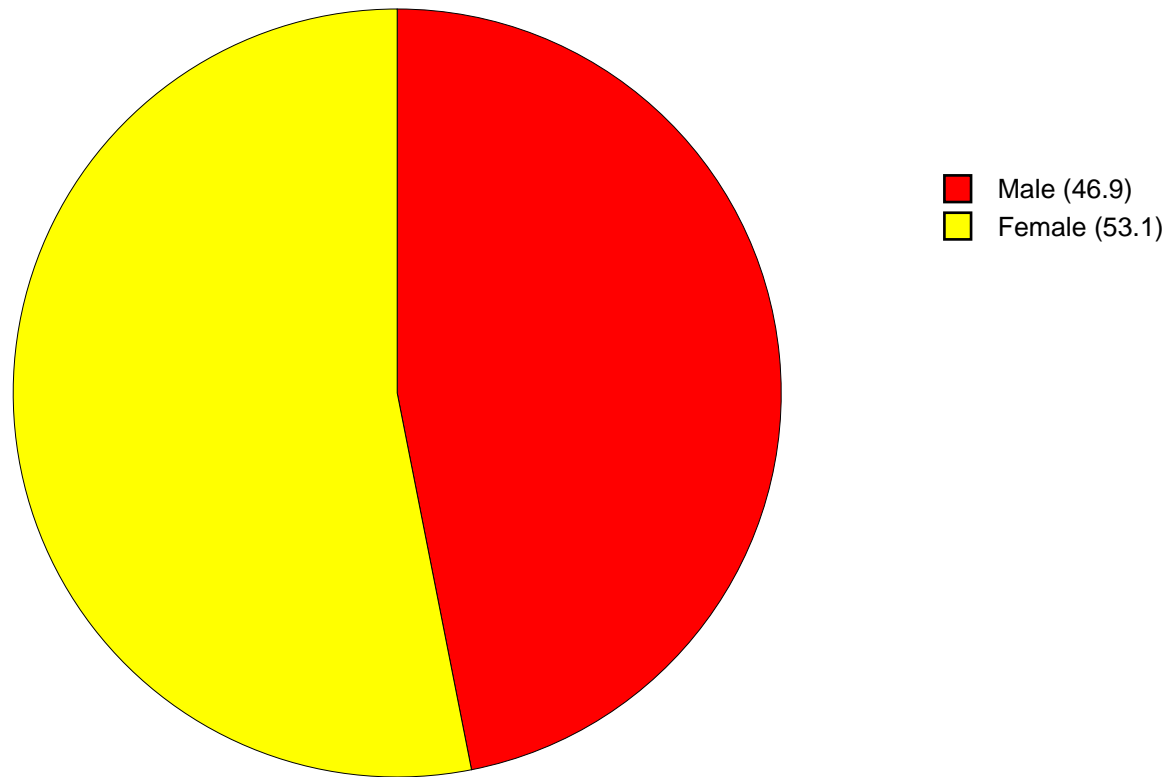


Figure 2: Gender Chart

# Age Chart

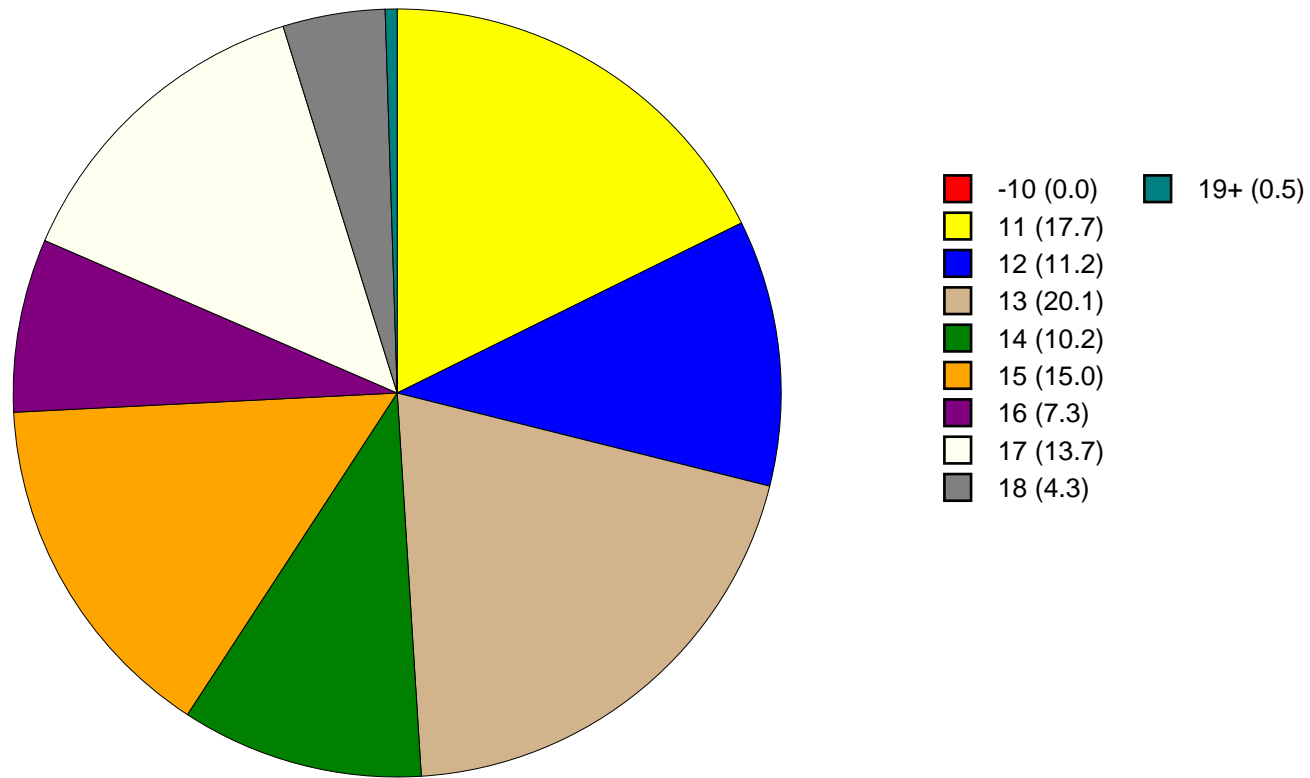


Figure 3: Age Chart

# Ethnic Origin Chart

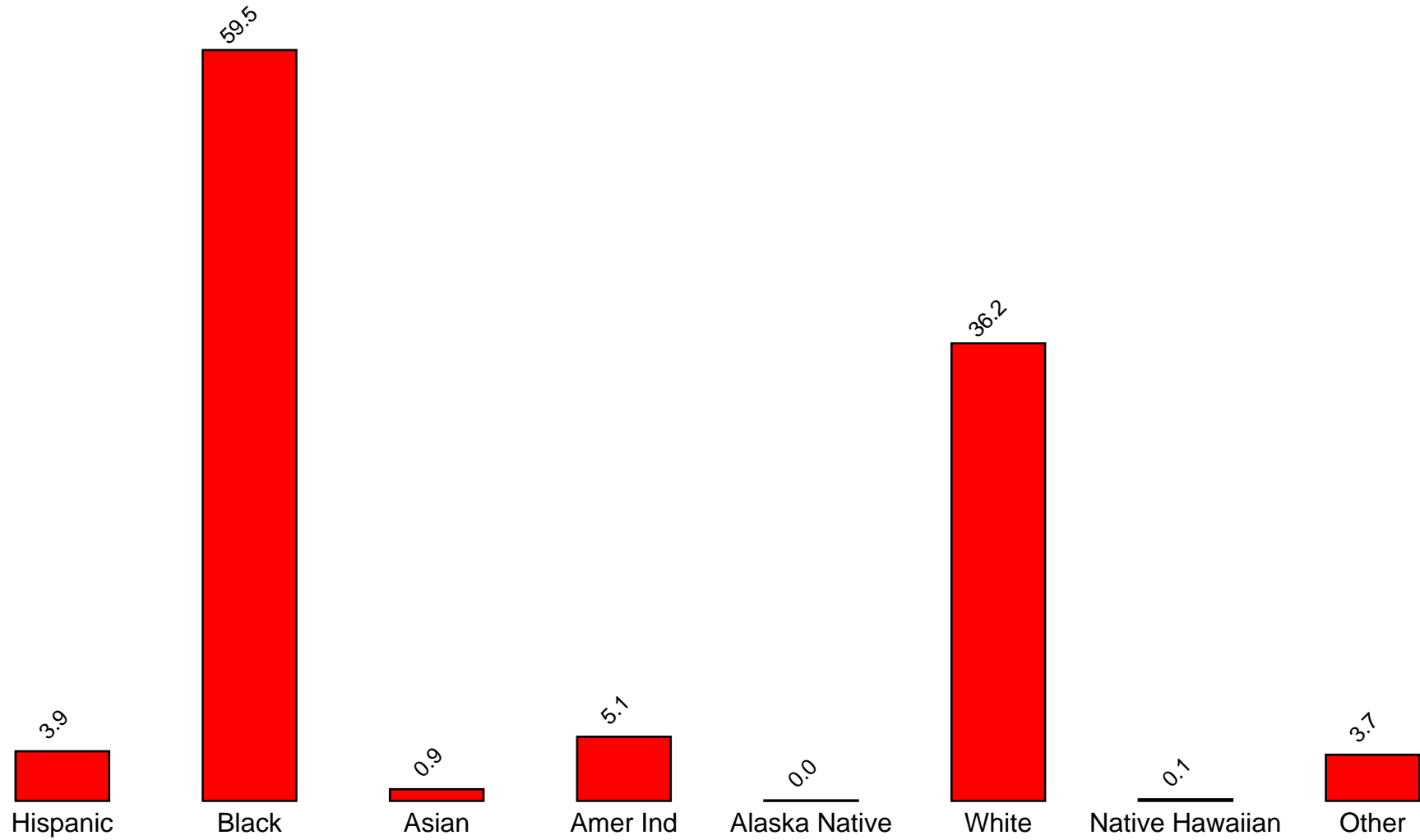


Figure 4: Ethnic Origin Chart

## 2 PERCENTAGE TABLES

The following tables contain frequency distribution detailing how your students responded to each question on the survey. The tables appear in the same order as the questions on the survey. The tables include breakdowns by grade level as well as overall percentages. The *N of Valid* row is a frequency count of the number of valid responses to each question for each grade and overall. The *N of Miss* row is a frequency count of the number of invalid (marked more than one response) or missing (i.e. did not respond) responses to each question for each grade and overall.

For the questions that allowed more than one response (i.e. race, live with, etc.) each response becomes a separate table. If a student did not mark the response, that was counted as a NO response, and if they did mark the response, that was counted as a YES response. Since a non response is a valid response for these questions, the *N of Miss* will always be zero for these questions.



Table 1: Sex



Response	6	8	10	12	Total	
Male	49.4	46.1	45.6	45.3	46.9	
Female	50.6	53.9	54.4	54.7	53.1	
N of Valid	717	709	528	417	2371	
N of Miss	2	6	1	1	10	

Table 2: Age











Response	6	8	10	12	Total	
10 or younger	0.1	0.0	0.0	0.0	0.0	
11	58.8	0.0	0.0	0.0	17.7	
12	37.0	0.1	0.0	0.0	11.2	
13	4.1	62.6	0.0	0.0	20.1	
14	0.0	33.6	0.2	0.0	10.2	
15	0.0	3.4	63.1	0.0	15.0	
16	0.0	0.3	32.1	0.7	7.3	
17	0.0	0.0	4.2	72.4	13.7	
18	0.0	0.0	0.4	23.7	4.3	
19 or older	0.0	0.0	0.0	3.1	0.5	
N of Valid	716	714	526	417	2373	
N of Miss	3	1	3	1	8	

Table 3: Are you Hispanic or Latino?



Response	6	8	10	12	Total	
No	95.8	94.6	97.7	96.9	96.1	
Yes	4.2	5.4	2.3	3.1	3.9	
N of Valid	674	690	513	414	2291	
N of Miss	45	25	16	4	90	

Table 4: What is your race? Black or African American



Response	6	8	10	12	Total	
No	40.6	41.0	40.3	40.0	40.5	
Yes	59.4	59.0	59.7	60.0	59.5	
N of Valid	719	715	529	418	2381	
N of Miss	0	0	0	0	0	

Table 5: What is your race? Asian



Response	6	8	10	12	Total	
No	99.0	99.0	99.6	98.6	99.1	
Yes	1.0	1.0	0.4	1.4	0.9	
N of Valid	719	715	529	418	2381	
N of Miss	0	0	0	0	0	

Table 6: What is your race? American Indian



Response	6	8	10	12	Total	
No	95.0	91.2	97.2	98.3	94.9	
Yes	5.0	8.8	2.8	1.7	5.1	
N of Valid	719	715	529	418	2381	
N of Miss	0	0	0	0	0	

Table 7: What is your race? Alaska Native



Response	6	8	10	12	Total	
No	100.0	99.9	100.0	100.0	100.0	
Yes	0.0	0.1	0.0	0.0	0.0	
N of Valid	719	715	529	418	2381	
N of Miss	0	0	0	0	0	

Table 8: What is your race? White



Response	6	8	10	12	Total	
No	65.1	63.1	63.9	62.4	63.8	
Yes	34.9	36.9	36.1	37.6	36.2	
N of Valid	719	715	529	418	2381	
N of Miss	0	0	0	0	0	

Table 9: What is your race? Native Hawaiian or Other Pacific Islander



Response	6	8	10	12	Total	
No	99.9	99.7	100.0	100.0	99.9	
Yes	0.1	0.3	0.0	0.0	0.1	
N of Valid	719	715	529	418	2381	
N of Miss	0	0	0	0	0	

Table 10: What is your race? Other



Response	6	8	10	12	Total	
No	95.1	96.2	96.0	99.0	96.3	
Yes	4.9	3.8	4.0	1.0	3.7	
N of Valid	719	715	529	418	2381	
N of Miss	0	0	0	0	0	

Table 11: What is the highest level of schooling completed by your mother or father?









Response	6	8	10	12	Total	
Completed grade school or less	4.4	1.9	1.2	2.4	2.6	
Some high school	3.9	6.3	9.6	10.5	7.1	
Completed high school	11.5	17.3	20.6	18.3	16.5	
Some college	10.3	14.6	22.8	28.0	17.5	
Completed college	26.9	23.9	24.4	26.6	25.4	
Graduate or professional school after college	10.0	11.1	10.0	5.9	9.6	
Don't know	31.1	23.2	10.2	6.6	19.7	
Does not apply	1.7	1.7	1.2	1.7	1.6	
N of Valid	687	694	509	410	2300	
N of Miss	32	21	20	8	81	

Table 12: Think of where you live most of the time. Which of the following people live there with you? Mother



Response	6	8	10	12	Total	
No	15.2	17.8	18.1	21.1	17.6	
Yes	84.8	82.2	81.9	78.9	82.4	
N of Valid	719	715	529	418	2381	
N of Miss	0	0	0	0	0	

Table 13: Think of where you live most of the time. Which of the following people live there with you? Stepmother



Response	6	8	10	12	Total	
No	95.3	95.1	95.5	95.0	95.2	
Yes	4.7	4.9	4.5	5.0	4.8	
N of Valid	719	715	529	418	2381	
N of Miss	0	0	0	0	0	

Table 14: Think of where you live most of the time. Which of the following people live there with you? Foster Mother



Response	6	8	10	12	Total	
No	98.6	98.9	98.7	99.5	98.9	
Yes	1.4	1.1	1.3	0.5	1.1	
N of Valid	719	715	529	418	2381	
N of Miss	0	0	0	0	0	

Table 15: Think of where you live most of the time. Which of the following people live there with you? Grandmother



Response	6	8	10	12	Total	
No	80.7	78.2	86.2	84.2	81.8	
Yes	19.3	21.8	13.8	15.8	18.2	
N of Valid	719	715	529	418	2381	
N of Miss	0	0	0	0	0	

Table 16: Think of where you live most of the time. Which of the following people live there with you? Aunt



Response	6	8	10	12	Total	
No	91.9	94.1	94.3	93.3	93.4	
Yes	8.1	5.9	5.7	6.7	6.6	
N of Valid	719	715	529	418	2381	
N of Miss	0	0	0	0	0	

Table 17: Think of where you live most of the time. Which of the following people live there with you? Father



Response	6	8	10	12	Total	
No	56.7	58.2	60.7	60.0	58.6	
Yes	43.3	41.8	39.3	40.0	41.4	
N of Valid	719	715	529	418	2381	
N of Miss	0	0	0	0	0	

Table 18: Think of where you live most of the time. Which of the following people live there with you? Stepfather



Response	6	8	10	12	Total	
No	85.0	86.2	83.6	86.4	85.3	
Yes	15.0	13.8	16.4	13.6	14.7	
N of Valid	719	715	529	418	2381	
N of Miss	0	0	0	0	0	

Table 19: Think of where you live most of the time. Which of the following people live there with you? Foster Father



Response	6	8	10	12	Total	
No	99.0	99.3	99.8	99.8	99.4	
Yes	1.0	0.7	0.2	0.2	0.6	
N of Valid	719	715	529	418	2381	
N of Miss	0	0	0	0	0	

Table 20: Think of where you live most of the time. Which of the following people live there with you? Grandfather



Response	6	8	10	12	Total	
No	89.7	92.4	93.2	93.1	91.9	
Yes	10.3	7.6	6.8	6.9	8.1	
N of Valid	719	715	529	418	2381	
N of Miss	0	0	0	0	0	

Table 21: Think of where you live most of the time. Which of the following people live there with you? Uncle



Response	6	8	10	12	Total	
No	92.2	95.0	95.1	96.9	94.5	
Yes	7.8	5.0	4.9	3.1	5.5	
N of Valid	719	715	529	418	2381	
N of Miss	0	0	0	0	0	

Table 22: Think of where you live most of the time. Which of the following people live there with you? Other Adults



Response	6	8	10	12	Total	
No	97.2	98.7	97.5	97.6	97.8	
Yes	2.8	1.3	2.5	2.4	2.2	
N of Valid	719	715	529	418	2381	
N of Miss	0	0	0	0	0	

Table 23: Think of where you live most of the time. Which of the following people live there with you? Brother(s)



Response	6	8	10	12	Total	
No	54.4	57.3	57.5	64.6	57.7	
Yes	45.6	42.7	42.5	35.4	42.3	
N of Valid	719	715	529	418	2381	
N of Miss	0	0	0	0	0	

Table 24: Think of where you live most of the time. Which of the following people live there with you? Stepbrother(s)



Response	6	8	10	12	Total	
No	95.0	96.9	96.0	97.6	96.3	
Yes	5.0	3.1	4.0	2.4	3.7	
N of Valid	719	715	529	418	2381	
N of Miss	0	0	0	0	0	

Table 25: Think of where you live most of the time. Which of the following people live there with you? Sister(s)



Response	6	8	10	12	Total	
No	56.9	60.3	61.2	64.4	60.2	
Yes	43.1	39.7	38.8	35.6	39.8	
N of Valid	719	715	529	418	2381	
N of Miss	0	0	0	0	0	



Table 26: Think of where you live most of the time. Which of the following people live there with you? Stepsister(s)

Response	6	8	10	12	Total	
No	95.5	96.8	97.0	96.7	96.4	
Yes	4.5	3.2	3.0	3.3	3.6	
N of Valid	719	715	529	418	2381	
N of Miss	0	0	0	0	0	

Table 27: Think of where you live most of the time. Which of the following people live there with you? Other Children

Response	6	8	10	12	Total	
No	95.1	95.5	91.9	91.6	93.9	
Yes	4.9	4.5	8.1	8.4	6.1	
N of Valid	719	715	529	418	2381	
N of Miss	0	0	0	0	0	

Table 28: In my school, students have lots of chances to help decide things like class activities and rules.

Response	6	8	10	12	Total	
NO!	27.3	25.5	23.8	27.2	26.0	
no	32.6	34.4	30.8	31.8	32.6	
yes	31.0	31.8	38.1	32.8	33.2	
YES!	9.0	8.3	7.3	8.3	8.3	
N of Valid	699	701	522	412	2334	
N of Miss	20	14	7	6	47	

Table 29: Teachers ask me to work on special classroom projects.

Response	6	8	10	12	Total	
NO!	14.8	13.0	11.3	7.6	12.2	
no	28.8	36.2	40.1	40.0	35.5	
yes	42.6	39.5	40.1	42.9	41.2	
YES!	13.9	11.3	8.4	9.5	11.1	
N of Valid	698	701	521	410	2330	
N of Miss	21	14	8	8	51	

Table 30: My teacher(s) notices when I am doing a good job and lets me know about it.

Response	6	8	10	12	Total
NO!	5.5	7.8	9.2	7.6	7.4
no	13.2	16.1	19.8	19.3	16.6
yes	40.7	45.8	45.7	51.6	45.2
YES!	40.7	30.3	25.3	21.5	30.8
N of Valid	706	694	521	409	2330
N of Miss	13	21	8	9	51

Table 31: There are lots of chances for students in my school to get involved in sports, clubs, and other school activities outside of class.

Response	6	8	10	12	Total
NO!	12.9	5.1	3.5	3.7	6.9
no	14.9	10.4	7.3	10.5	11.1
yes	40.1	38.5	39.5	42.9	40.0
YES!	32.1	45.9	49.7	42.9	42.0
N of Valid	705	701	519	408	2333
N of Miss	14	14	10	10	48

Table 32: There are lots of chances for students in my school to talk with a teacher one-on-one.

Response	6	8	10	12	Total
NO!	10.2	8.9	6.9	6.6	8.4
no	16.7	20.3	25.8	24.8	21.2
yes	44.9	48.0	43.8	47.1	46.0
YES!	28.2	22.8	23.5	21.6	24.4
N of Valid	699	696	520	408	2323
N of Miss	20	19	9	10	58

Table 33: I feel safe at my school.


Response	6	8	10	12	Total	
NO!	13.8	14.1	15.5	14.7	14.4	
no	14.1	16.1	18.6	20.4	16.8	
yes	39.9	50.5	51.3	52.1	47.7	
YES!	32.2	19.3	14.7	12.8	21.1	
N of Valid	704	695	517	407	2323	
N of Miss	15	20	12	11	58	

Table 34: The school lets my parents know when I have done something well.


Response	6	8	10	12	Total	
NO!	14.3	19.6	26.3	26.2	20.7	
no	22.9	36.1	40.2	44.6	34.5	
yes	38.6	30.0	26.3	22.5	30.5	
YES!	24.2	14.3	7.2	6.6	14.3	
N of Valid	699	693	517	408	2317	
N of Miss	20	22	12	10	64	

Table 35: My teachers praise me when I work hard in school.

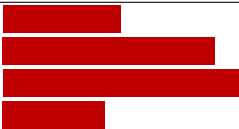
Response	6	8	10	12	Total	
NO!	15.8	17.7	16.1	18.0	16.8	
no	25.7	36.6	37.1	31.5	32.6	
yes	37.4	31.1	37.7	41.9	36.4	
YES!	21.0	14.6	9.0	8.6	14.2	
N of Valid	689	694	509	406	2298	
N of Miss	30	21	20	12	83	

Table 36: Are your school grades better than the grades of most students in your class?

Response	6	8	10	12	Total	
NO!	5.8	5.4	4.1	4.2	5.0	
no	24.6	23.5	20.5	22.1	22.9	
yes	40.9	46.6	50.8	51.7	46.7	
YES!	28.6	24.5	24.7	22.1	25.4	
N of Valid	702	689	518	408	2317	
N of Miss	17	26	11	10	64	

Table 37: I have lots of chances to be part of class discussions or activities.

Response	6	8	10	12	Total	
NO!	8.5	5.9	4.6	5.1	6.3	
no	13.4	15.0	17.1	14.4	14.9	
yes	44.5	51.4	53.8	57.6	50.9	
YES!	33.6	27.7	24.5	22.9	27.9	
N of Valid	703	693	519	410	2325	
N of Miss	16	22	10	8	56	

Table 38: Now thinking back over the past year in school, how often did you: enjoy being in school?

Response	6	8	10	12	Total	
Never	9.3	9.2	11.1	11.7	10.1	
Seldom	4.8	7.5	9.2	13.9	8.2	
Sometimes	41.4	43.7	44.3	45.7	43.5	
Often	21.2	22.8	25.6	21.3	22.7	
Almost always	23.2	16.8	9.9	7.3	15.5	
N of Valid	707	696	524	409	2336	
N of Miss	12	19	5	9	45	

Table 39: Now thinking back over the past year in school, how often did you: hate being in school?

Response	6	8	10	12	Total	
Never	23.3	12.2	6.7	8.6	13.7	
Seldom	16.9	20.5	24.8	17.9	19.9	
Sometimes	35.7	39.2	35.0	39.5	37.3	
Often	12.9	16.2	19.0	19.4	16.4	
Almost always	11.3	11.9	14.4	14.7	12.8	
N of Valid	700	691	520	408	2319	
N of Miss	19	24	9	10	62	

Table 40: Now thinking back over the past year in school, how often did you: try to do your best work in school?

Response	6	8	10	12	Total	
Never	0.6	0.6	0.2	1.7	0.7	
Seldom	0.4	1.3	1.7	2.2	1.3	
Sometimes	6.0	8.8	13.4	11.9	9.5	
Often	15.4	24.2	29.9	33.3	24.4	
Almost always	77.6	65.1	54.7	50.9	64.1	
N of Valid	702	690	521	405	2318	
N of Miss	17	25	8	13	63	

Table 41: How often do you feel that the school work you are assigned is meaningful and important?

Response	6	8	10	12	Total	
Never	4.4	5.5	7.7	5.7	5.7	
Seldom	5.6	13.2	15.8	15.6	11.9	
Sometimes	20.9	30.6	32.7	35.8	29.1	
Often	29.4	31.3	24.8	28.6	28.8	
Almost always	39.7	19.4	19.0	14.3	24.6	
N of Valid	698	690	520	405	2313	
N of Miss	21	25	9	13	68	

Table 42: Putting them all together, what were your grades like last year?

Response	6	8	10	12	Total	
Mostly F's	2.2	1.3	1.0	0.3	1.3	
Mostly D's	1.9	3.8	2.9	3.3	3.0	
Mostly C's	13.9	18.9	25.2	24.1	19.8	
Mostly B's	39.6	41.2	45.4	45.1	42.4	
Mostly A's	42.3	34.8	25.4	27.3	33.6	
N of Valid	667	678	515	399	2259	
N of Miss	52	37	14	19	122	

Table 43: How important do you think the things you are learning in school are going to be for your later life?

Response	6	8	10	12	Total	
Very important	67.4	49.5	31.8	27.8	47.2	
Quite important	16.9	22.3	23.3	26.4	21.6	
Fairly important	10.3	19.0	26.8	27.8	19.6	
Slightly important	3.8	6.6	14.6	14.3	8.9	
Not at all important	1.6	2.6	3.5	3.7	2.7	
N of Valid	709	695	519	406	2329	
N of Miss	10	20	10	12	52	

Table 44: How interesting are most of your courses to you?

Response	6	8	10	12	Total	
Very interesting and stimulating	28.2	18.0	11.0	11.6	18.4	
Quite interesting	33.5	25.7	25.5	24.8	27.8	
Fairly interesting	24.7	36.9	34.4	40.3	33.3	
Slightly dull	8.9	13.2	20.8	14.1	13.8	
Very dull	4.7	6.1	8.3	9.2	6.7	
N of Valid	687	704	518	404	2313	
N of Miss	32	11	11	14	68	

Table 45: During the LAST FOUR WEEKS how many whole days of school have you missed because you skipped or 'cut'?


Response	6	8	10	12	Total	
None	72.5	75.1	74.1	66.4	72.6	
1	10.5	7.8	10.7	11.1	9.9	
2	6.2	5.1	5.6	6.2	5.7	
3	4.3	5.3	4.6	6.2	5.0	
04/05/13	4.3	4.3	2.5	5.9	4.2	
06/10/13	1.3	1.3	1.7	2.5	1.6	
11 or more	0.8	1.1	0.8	1.7	1.1	
N of Valid	714	703	522	405	2344	
N of Miss	5	12	7	13	37	

Table 46: What are the chances you would be seen as cool if you: smoked cigarettes?


Response	6	8	10	12	Total	
No or very little chance	86.7	67.4	64.8	60.0	71.3	
Little chance	5.7	14.6	16.2	15.2	12.4	
Some chance	3.4	8.7	7.7	12.4	7.6	
Pretty good chance	1.9	5.8	7.2	7.5	5.2	
Very good chance	2.3	3.5	4.1	5.0	3.5	
N of Valid	685	687	517	402	2291	
N of Miss	34	28	12	16	90	

Table 47: What are the chances you would be seen as cool if you: worked hard at school?

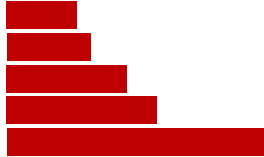
Response	6	8	10	12	Total	
No or very little chance	6.0	11.9	8.0	10.4	9.0	
Little chance	6.7	10.4	15.1	15.9	11.3	
Some chance	9.4	17.3	22.1	24.9	17.3	
Pretty good chance	21.3	20.3	25.4	23.1	22.2	
Very good chance	56.5	40.1	29.3	25.6	40.2	
N of Valid	699	695	515	402	2311	
N of Miss	20	20	14	16	70	



Table 48: What are the chances you would be seen as cool if you: began drinking alcoholic beverages regularly, that is, at least once or twice a month?






Response	6	8	10	12	Total	
No or very little chance	87.9	61.2	46.5	41.6	62.4	
Little chance	5.3	13.4	16.9	15.5	12.1	
Some chance	3.2	12.2	15.9	14.5	10.7	
Pretty good chance	1.3	7.5	12.0	16.5	8.3	
Very good chance	2.3	5.7	8.7	12.0	6.5	
N of Valid	684	689	516	401	2290	
N of Miss	35	26	13	17	91	

Table 49: What are the chances you would be seen as cool if you: defended someone who was being verbally abused at school?






Response	6	8	10	12	Total	
No or very little chance	23.4	17.7	16.6	16.0	18.8	
Little chance	10.4	14.6	16.2	18.2	14.3	
Some chance	14.5	22.6	25.3	27.7	21.7	
Pretty good chance	16.2	20.1	25.1	23.4	20.7	
Very good chance	35.5	25.0	16.8	14.7	24.5	
N of Valid	684	685	513	401	2283	
N of Miss	35	30	16	17	98	

Table 50: What are the chances you would be seen as cool if you: smoked marijuana?






Response	6	8	10	12	Total	
No or very little chance	91.4	63.5	48.2	46.0	65.4	
Little chance	2.3	10.9	11.5	12.9	8.8	
Some chance	2.2	7.7	13.2	10.4	7.8	
Pretty good chance	0.9	6.1	11.5	11.9	6.8	
Very good chance	3.2	11.8	15.6	18.7	11.3	
N of Valid	688	687	514	402	2291	
N of Miss	31	28	15	16	90	

Table 51: What are the chances you would be seen as cool if you: carried a handgun?






Response	6	8	10	12	Total	
No or very little chance	82.3	67.6	63.9	63.7	70.5	
Little chance	6.7	10.6	9.7	12.8	9.6	
Some chance	2.9	7.4	10.3	9.2	7.0	
Pretty good chance	1.5	3.8	6.8	4.2	3.8	
Very good chance	6.7	10.6	9.3	10.0	9.0	
N of Valid	688	688	515	400	2291	
N of Miss	31	27	14	18	90	

Table 52: Think of your four best friends (the friends you feel closest to). In the past year (12 months), how many of your best friends have: participated in clubs, organizations or activities at school?






Response	6	8	10	12	Total	
0	19.4	14.7	10.2	14.0	15.0	
1	12.6	11.9	10.8	14.0	12.2	
2	17.1	16.3	17.0	17.7	16.9	
3	13.4	15.3	19.0	13.5	15.2	
4	37.5	41.9	43.1	40.9	40.7	
N of Valid	680	681	511	401	2273	
N of Miss	39	34	18	17	108	

Table 53: Think of your four best friends (the friends you feel closest to). In the past year (12 months), how many of your best friends have: smoked cigarettes?






Response	6	8	10	12	Total	
0	90.3	75.7	63.7	54.8	73.7	
1	6.2	13.2	16.2	15.4	12.2	
2	1.9	5.0	9.6	11.2	6.2	
3	0.9	3.2	4.1	7.7	3.5	
4	0.7	2.9	6.4	10.9	4.5	
N of Valid	690	682	512	403	2287	
N of Miss	29	33	17	15	94	

Table 54: Think of your four best friends (the friends you feel closest to). In the past year (12 months), how many of your best friends have: tried beer, wine or hard liquor (for example, vodka, whiskey, or gin) when their parents didn't know about it?






Response	6	8	10	12	Total	
0	84.8	56.2	34.5	28.0	54.9	
1	7.7	15.7	14.8	13.2	12.7	
2	4.5	11.8	15.2	13.0	10.6	
3	1.0	5.4	12.7	11.0	6.7	
4	1.9	10.9	22.8	34.8	15.1	
N of Valid	684	680	513	400	2277	
N of Miss	35	35	16	18	104	

Table 55: Think of your four best friends (the friends you feel closest to). In the past year (12 months), how many of your best friends have: made a commitment to stay drug-free?






Response	6	8	10	12	Total	
0	19.2	24.9	33.0	40.6	27.8	
1	6.0	10.1	14.3	15.0	10.7	
2	6.0	8.1	10.8	13.2	9.0	
3	6.0	10.0	11.2	9.7	9.0	
4	62.7	47.0	30.6	21.4	43.5	
N of Valid	678	683	509	401	2271	
N of Miss	41	32	20	17	110	

Table 56: Think of your four best friends (the friends you feel closest to). In the past year (12 months), how many of your best friends have: used marijuana?






Response	6	8	10	12	Total	
0	95.2	74.7	50.4	45.9	70.4	
1	2.3	9.8	17.3	13.7	9.9	
2	0.6	6.5	8.7	11.0	6.0	
3	1.2	2.7	7.1	12.0	4.8	
4	0.7	6.4	16.5	17.5	8.9	
N of Valid	690	676	508	401	2275	
N of Miss	29	39	21	17	106	

Table 57: Think of your four best friends (the friends you feel closest to). In the past year (12 months), how many of your best friends have: used prescription drugs or non-prescription drugs for the purposes of getting high?






Response	6	8	10	12	Total	
0	95.0	83.0	75.1	70.2	82.6	
1	2.8	7.2	9.5	9.7	6.8	
2	1.2	5.6	6.9	7.4	4.9	
3	0.3	1.9	3.4	6.7	2.6	
4	0.7	2.3	5.1	6.0	3.1	
N of Valid	686	682	507	403	2278	
N of Miss	33	33	22	15	103	

Table 58: Think of your four best friends (the friends you feel closest to). In the past year (12 months), how many of your best friends have: used synthetic marijuana (K2, spice) or bath salts?






Response	6	8	10	12	Total	
0	97.2	93.1	90.2	85.4	92.3	
1	1.8	3.4	4.5	5.0	3.4	
2	0.6	1.3	2.4	3.0	1.6	
3	0.1	0.9	0.8	3.5	1.1	
4	0.3	1.3	2.2	3.2	1.5	
N of Valid	685	677	508	403	2273	
N of Miss	34	38	21	15	108	

Table 59: Think of your four best friends (the friends you feel closest to). In the past year (12 months), how many of your best friends have: used LSD, cocaine, amphetamines, or other illegal drugs?






Response	6	8	10	12	Total	
0	97.4	92.9	90.7	90.3	93.3	
1	1.6	3.6	4.7	4.2	3.4	
2	0.4	1.0	2.8	2.5	1.5	
3	0.3	1.2	0.6	0.7	0.7	
4	0.3	1.3	1.2	2.2	1.2	
N of Valid	680	672	506	402	2260	
N of Miss	39	43	23	16	121	

Table 60: Think of your four best friends (the friends you feel closest to). In the past year (12 months), how many of your best friends have: tried to do well in school?






Response	6	8	10	12	Total	
0	3.2	3.1	3.0	7.8	3.9	
1	2.5	3.8	5.9	8.0	4.6	
2	6.1	9.5	10.6	12.5	9.3	
3	11.4	17.7	15.6	15.8	15.0	
4	76.8	65.9	65.0	56.0	67.3	
N of Valid	686	684	508	400	2278	
N of Miss	33	31	21	18	103	

Table 61: Think of your four best friends (the friends you feel closest to). In the past year (12 months), how many of your best friends have: been suspended from school?






Response	6	8	10	12	Total	
0	50.4	38.4	49.1	59.8	48.1	
1	21.5	21.4	20.1	15.8	20.1	
2	12.2	15.8	10.5	8.0	12.1	
3	4.8	7.6	7.5	6.5	6.6	
4	11.1	16.8	12.8	10.0	13.0	
N of Valid	683	683	507	400	2273	
N of Miss	36	32	22	18	108	

Table 62: Think of your four best friends (the friends you feel closest to). In the past year (12 months), how many of your best friends have: liked school?






Response	6	8	10	12	Total	
0	19.9	25.5	30.3	35.5	26.6	
1	11.8	12.6	13.8	10.8	12.3	
2	13.4	20.4	19.3	21.8	18.3	
3	17.0	15.2	16.3	12.2	15.5	
4	38.0	26.3	20.3	19.8	27.4	
N of Valid	695	685	508	400	2288	
N of Miss	24	30	21	18	93	

Table 63: Think of your four best friends (the friends you feel closest to). In the past year (12 months), how many of your best friends have: carried a handgun?






Response	6	8	10	12	Total	
0	92.0	88.4	88.0	88.5	89.4	
1	3.8	5.6	3.7	5.2	4.6	
2	1.9	2.5	3.3	1.8	2.4	
3	0.4	0.6	1.8	1.2	0.9	
4	1.9	2.9	3.1	3.2	2.7	
N of Valid	689	683	508	400	2280	
N of Miss	30	32	21	18	101	

Table 64: Think of your four best friends (the friends you feel closest to). In the past year (12 months), how many of your best friends have: sold illegal drugs?






Response	6	8	10	12	Total	
0	96.8	91.1	83.0	81.1	89.2	
1	2.0	4.3	7.5	8.1	5.0	
2	0.4	1.5	4.6	5.3	2.5	
3	0.4	1.0	2.6	1.5	1.3	
4	0.3	2.2	2.4	4.0	2.0	
N of Valid	684	682	505	397	2268	
N of Miss	35	33	24	21	113	

Table 65: Think of your four best friends (the friends you feel closest to). In the past year (12 months), how many of your best friends have: regularly attended religious services?






Response	6	8	10	12	Total	
0	37.7	28.1	23.0	23.2	28.9	
1	6.7	10.5	15.0	15.2	11.2	
2	8.7	14.5	19.5	21.2	15.1	
3	10.9	18.0	16.7	14.1	15.0	
4	36.0	29.0	25.8	26.3	29.8	
N of Valid	658	677	508	396	2239	
N of Miss	61	38	21	22	142	

Table 66: Think of your four best friends (the friends you feel closest to). In the past year (12 months), how many of your best friends have: stolen or tried to steal a motor vehicle such as a car or motorcycle?






Response	6	8	10	12	Total	
0	95.5	94.7	91.7	90.8	93.6	
1	2.8	3.4	4.7	4.7	3.7	
2	0.6	0.9	2.2	2.5	1.4	
3	0.0	0.3	0.4	0.7	0.3	
4	1.2	0.7	1.0	1.2	1.0	
N of Valid	690	683	506	402	2281	
N of Miss	29	32	23	16	100	

Table 67: Think of your four best friends (the friends you feel closest to). In the past year (12 months), how many of your best friends have: been arrested?






Response	6	8	10	12	Total	
0	90.4	83.8	74.3	74.0	82.0	
1	6.4	8.6	13.4	12.8	9.7	
2	1.9	3.7	6.1	7.0	4.3	
3	0.6	1.6	2.6	2.8	1.7	
4	0.7	2.3	3.6	3.5	2.3	
N of Valid	691	684	506	400	2281	
N of Miss	28	31	23	18	100	

Table 68: Think of your four best friends (the friends you feel closest to). In the past year (12 months), how many of your best friends have: dropped out of school?






Response	6	8	10	12	Total	
0	93.5	94.4	90.1	80.3	90.7	
1	4.4	2.9	5.8	13.0	5.8	
2	1.0	1.0	1.8	3.5	1.6	
3	0.6	0.7	0.8	1.5	0.8	
4	0.6	0.9	1.6	1.7	1.1	
N of Valid	689	683	504	401	2277	
N of Miss	30	32	25	17	104	



Table 69: Think of your four best friends (the friends you feel closest to). In the past year (12 months), how many of your best friends have: been members of a gang?






Response	6	8	10	12	Total	
0	89.6	74.2	76.0	78.5	80.0	
1	5.7	8.5	7.7	6.8	7.1	
2	1.3	5.4	5.9	3.8	4.0	
3	1.2	3.1	2.8	3.5	2.5	
4	2.3	8.8	7.7	7.5	6.4	
N of Valid	689	683	508	400	2280	
N of Miss	30	32	21	18	101	

Table 70: How old were you when you first: smoked marijuana?










Response	6	8	10	12	Total	
Never	98.1	88.1	72.5	60.4	82.9	
10 or younger	0.7	1.3	0.4	2.3	1.1	
11	0.7	1.9	2.2	1.5	1.5	
12	0.3	3.7	2.6	2.5	2.2	
13	0.0	3.1	6.7	4.3	3.2	
14	0.0	1.6	7.7	5.1	3.1	
15	0.0	0.1	7.1	6.6	2.8	
16	0.0	0.0	0.8	10.1	1.9	
17 or older	0.1	0.1	0.2	7.3	1.4	
N of Valid	697	678	509	396	2280	
N of Miss	22	37	20	22	101	

Table 71: How old were you when you first: smoked a cigarette, even just a puff?


Response	6	8	10	12	Total	
Never	89.1	73.9	63.7	56.2	73.1	
10 or younger	7.3	10.6	9.0	10.6	9.2	
11	3.2	3.7	5.3	3.5	3.9	
12	0.3	5.5	3.3	4.5	3.2	
13	0.0	5.6	7.2	5.3	4.2	
14	0.0	0.7	5.3	3.3	2.0	
15	0.0	0.0	5.3	4.3	1.9	
16	0.0	0.0	0.8	7.1	1.4	
17 or older	0.1	0.0	0.2	5.3	1.0	
N of Valid	695	678	513	397	2283	
N of Miss	24	37	16	21	98	

Table 72: How old were you when you first: had more than a sip or two of beer, wine or hard liquor (for example, vodka, whiskey, or gin)?

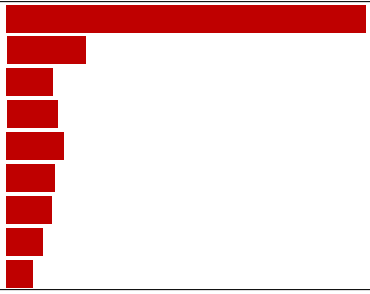
Response	6	8	10	12	Total	
Never	84.3	57.1	37.3	33.1	56.8	
10 or younger	9.5	11.9	10.9	8.8	10.4	
11	4.6	7.2	4.9	1.8	5.0	
12	1.4	10.0	7.4	3.5	5.7	
13	0.0	11.5	10.4	6.3	6.8	
14	0.0	2.1	14.5	8.8	5.4	
15	0.0	0.1	10.9	13.4	4.8	
16	0.0	0.0	3.7	14.4	3.3	
17 or older	0.1	0.0	0.0	9.8	1.8	
N of Valid	694	679	512	396	2281	
N of Miss	25	36	17	22	100	

Table 73: How old were you when you first: began drinking alcoholic beverages regularly, that is, at least once or twice a month?










Response	6	8	10	12	Total	
Never	98.7	90.6	77.6	66.7	86.0	
10 or younger	0.9	1.9	1.2	1.5	1.4	
11	0.3	1.6	1.6	1.0	1.1	
12	0.1	2.6	1.9	1.0	1.4	
13	0.0	2.3	2.7	2.5	1.7	
14	0.0	0.9	6.4	1.8	2.0	
15	0.0	0.0	6.4	6.1	2.5	
16	0.0	0.0	2.1	10.9	2.4	
17 or older	0.0	0.0	0.0	8.6	1.5	
N of Valid	694	683	513	396	2286	
N of Miss	25	32	16	22	95	

Table 74: How old were you when you first: used Daztrex?


Response	6	8	10	12	Total	
Never	100.0	100.0	100.0	100.0	100.0	
10 or younger	0.0	0.0	0.0	0.0	0.0	
11	0.0	0.0	0.0	0.0	0.0	
12	0.0	0.0	0.0	0.0	0.0	
13	0.0	0.0	0.0	0.0	0.0	
14	0.0	0.0	0.0	0.0	0.0	
15	0.0	0.0	0.0	0.0	0.0	
16	0.0	0.0	0.0	0.0	0.0	
17 or older	0.0	0.0	0.0	0.0	0.0	
N of Valid	678	677	509	390	2254	
N of Miss	41	38	20	28	127	

Table 75: How old were you when you first: got suspended from school?

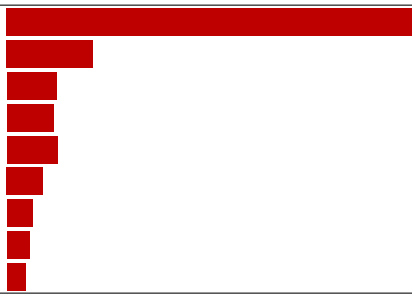
Response	6	8	10	12	Total	
Never	75.7	61.5	60.2	60.0	65.2	
10 or younger	15.2	11.5	10.5	7.1	11.6	
11	7.2	6.3	5.1	2.0	5.6	
12	1.7	8.1	6.1	4.8	5.1	
13	0.1	9.5	6.6	8.1	5.8	
14	0.0	3.1	6.6	5.6	3.4	
15	0.0	0.0	3.7	4.8	1.7	
16	0.0	0.0	1.2	5.1	1.1	
17 or older	0.0	0.0	0.0	2.5	0.4	
N of Valid	691	681	512	395	2279	
N of Miss	28	34	17	23	102	

Table 76: How old were you when you first: got arrested?


Response	6	8	10	12	Total	
Never	96.4	92.8	87.8	85.8	91.6	
10 or younger	2.0	1.3	0.4	1.0	1.3	
11	1.4	0.9	0.4	0.5	0.9	
12	0.1	1.5	1.6	0.8	1.0	
13	0.0	2.2	2.2	1.3	1.4	
14	0.0	1.3	4.1	2.5	1.8	
15	0.0	0.0	2.4	2.8	1.0	
16	0.0	0.0	1.0	3.3	0.8	
17 or older	0.0	0.0	0.2	2.0	0.4	
N of Valid	696	680	510	394	2280	
N of Miss	23	35	19	24	101	

Table 77: How old were you when you first: carried a handgun?










Response	6	8	10	12	Total	
Never	95.5	93.3	91.4	91.9	93.3	
10 or younger	2.3	1.5	1.0	1.3	1.6	
11	1.4	1.9	0.6	0.5	1.2	
12	0.6	0.7	1.2	0.5	0.7	
13	0.0	1.6	1.4	0.0	0.8	
14	0.0	1.0	1.6	1.0	0.8	
15	0.0	0.0	1.4	0.5	0.4	
16	0.0	0.0	1.4	1.5	0.6	
17 or older	0.1	0.0	0.2	2.8	0.6	
N of Valid	691	682	509	397	2279	
N of Miss	28	33	20	21	102	

Table 78: How old were you when you first: attacked someone with the idea of seriously hurting them?










Response	6	8	10	12	Total	
Never	83.2	77.5	71.8	73.0	77.2	
10 or younger	7.5	4.7	7.8	6.1	6.5	
11	7.2	4.4	3.1	1.5	4.5	
12	2.0	3.2	2.5	2.3	2.5	
13	0.1	7.6	3.3	3.3	3.6	
14	0.0	1.9	6.1	2.0	2.3	
15	0.0	0.0	4.1	2.3	1.3	
16	0.0	0.3	1.0	7.1	1.5	
17 or older	0.0	0.3	0.2	2.5	0.6	
N of Valid	695	680	511	396	2282	
N of Miss	24	35	18	22	99	

Table 79: How old were you when you first: belonged to a gang?










Response	6	8	10	12	Total	
Never	97.3	92.1	89.8	91.4	93.1	
10 or younger	1.4	2.3	1.6	1.8	1.8	
11	1.0	1.2	0.8	0.5	0.9	
12	0.3	1.3	1.8	0.8	1.0	
13	0.0	1.9	1.0	2.0	1.1	
14	0.0	0.7	2.1	0.3	0.7	
15	0.0	0.3	2.3	2.0	1.0	
16	0.0	0.0	0.6	0.8	0.3	
17 or older	0.0	0.1	0.0	0.5	0.1	
N of Valid	695	684	512	397	2288	
N of Miss	24	31	17	21	93	

Table 80: How wrong do you think it is for someone your age to: take a handgun to school?





Response	6	8	10	12	Total	
Very wrong	94.5	85.4	86.7	89.4	89.2	
Wrong	3.8	10.8	8.1	5.0	7.1	
A little bit wrong	0.8	2.0	2.3	2.5	1.8	
Not wrong at all	0.8	1.7	2.9	3.0	1.9	
N of Valid	707	692	518	397	2314	
N of Miss	12	23	11	21	67	

Table 81: How wrong do you think it is for someone your age to: steal anything worth more than \$5?





Response	6	8	10	12	Total	
Very wrong	74.5	58.9	55.7	67.3	64.4	
Wrong	19.1	29.4	31.3	21.4	25.3	
A little bit wrong	5.2	9.8	8.9	8.6	8.0	
Not wrong at all	1.1	1.9	4.1	2.8	2.3	
N of Valid	707	691	517	397	2312	
N of Miss	12	24	12	21	69	

Table 82: How wrong do you think it is for someone your age to: pick a fight with someone?





Response	6	8	10	12	Total	
Very wrong	61.4	45.8	44.6	54.2	51.7	
Wrong	24.0	28.4	32.7	28.1	28.0	
A little bit wrong	10.3	20.3	17.3	13.7	15.4	
Not wrong at all	4.3	5.6	5.3	4.1	4.8	
N of Valid	700	684	513	395	2292	
N of Miss	19	31	16	23	89	

Table 83: How wrong do you think it is for someone your age to: attack someone with the idea of seriously hurting them?





Response	6	8	10	12	Total	
Very wrong	82.6	64.1	58.4	59.4	67.7	
Wrong	9.8	19.4	21.5	19.8	17.0	
A little bit wrong	4.4	11.7	13.1	16.2	10.6	
Not wrong at all	3.1	4.8	7.0	4.6	4.7	
N of Valid	703	690	512	394	2299	
N of Miss	16	25	17	24	82	

Table 84: How wrong do you think it is for someone your age to: stay away from school all day when their parents think they are at school?





Response	6	8	10	12	Total	
Very wrong	86.1	68.2	53.8	52.9	67.8	
Wrong	10.4	21.2	27.8	24.9	20.0	
A little bit wrong	2.7	8.0	14.2	17.0	9.3	
Not wrong at all	0.9	2.6	4.3	5.1	2.9	
N of Valid	705	688	515	393	2301	
N of Miss	14	27	14	25	80	

Table 85: How wrong do you think it is for someone your age to: drink beer, wine or hard liquor (for example, vodka, whiskey, or gin) regularly?

Response	6	8	10	12	Total	
Very wrong	90.8	63.3	43.3	43.6	63.9	
Wrong	5.4	18.6	23.9	15.1	15.1	
A little bit wrong	2.7	12.2	19.2	26.2	13.2	
Not wrong at all	1.1	5.9	13.6	15.1	7.7	
N of Valid	705	690	515	390	2300	
N of Miss	14	25	14	28	81	

Table 86: How wrong do you think it is for someone your age to: smoke cigarettes?

Response	6	8	10	12	Total	
Very wrong	90.9	67.8	57.0	54.2	70.1	
Wrong	6.4	19.4	23.0	17.6	15.9	
A little bit wrong	1.7	8.7	12.6	17.3	8.9	
Not wrong at all	1.0	4.1	7.4	10.9	5.0	
N of Valid	704	690	514	393	2301	
N of Miss	15	25	15	25	80	

Table 87: How wrong do you think it is for someone your age to: smoke marijuana?

Response	6	8	10	12	Total	
Very wrong	94.4	76.1	53.0	51.7	72.4	
Wrong	4.1	11.5	17.9	16.8	11.6	
A little bit wrong	0.4	6.7	14.2	17.6	8.3	
Not wrong at all	1.0	5.7	15.0	14.0	7.7	
N of Valid	702	687	508	393	2290	
N of Miss	17	28	21	25	91	



Table 88: How wrong do you think it is for someone your age to: use prescription drugs or non-prescription drugs for the purpose of getting high?





Response	6	8	10	12	Total	
Very wrong	94.9	82.5	74.3	71.4	82.6	
Wrong	3.6	12.4	15.2	15.8	10.9	
A little bit wrong	1.0	2.7	5.7	8.4	3.8	
Not wrong at all	0.6	2.3	4.9	4.3	2.7	
N of Valid	703	692	513	392	2300	
N of Miss	16	23	16	26	81	

Table 89: How wrong do you think it is for someone your age to: use synthetic marijuana (K2, spice) or bath salts?





Response	6	8	10	12	Total	
Very wrong	96.2	87.2	83.6	78.4	87.6	
Wrong	3.0	8.6	10.8	12.5	8.0	
A little bit wrong	0.4	2.6	2.2	5.6	2.4	
Not wrong at all	0.4	1.6	3.5	3.6	2.0	
N of Valid	703	687	511	393	2294	
N of Miss	16	28	18	25	87	

Table 90: How wrong do you think it is for someone your age to: use LSD, cocaine, amphetamines or another illegal drug?





Response	6	8	10	12	Total	
Very wrong	96.9	91.0	89.2	89.8	92.2	
Wrong	2.3	6.5	7.6	5.6	5.3	
A little bit wrong	0.3	0.9	1.4	2.5	1.1	
Not wrong at all	0.6	1.6	1.8	2.0	1.4	
N of Valid	702	690	511	393	2296	
N of Miss	17	25	18	25	85	

Table 91: At school during the past 12 months, did you receive help from the resource teacher, speech therapist or other special education teacher?



Response	6	8	10	12	Total	
No	84.1	88.7	91.7	93.9	88.9	
Yes	15.9	11.3	8.3	6.1	11.1	
N of Valid	623	635	469	361	2088	
N of Miss	96	80	60	57	293	

Table 92: How many times in the past year (12 months) have you: been suspended from school?









Response	6	8	10	12	Total	
Never	78.7	70.7	77.5	83.0	76.7	
1 to 2 times	15.3	20.3	17.1	11.7	16.6	
3 to 5 times	2.4	5.8	4.1	3.3	4.0	
6 to 9 times	1.7	1.3	1.2	0.5	1.3	
10 to 19 times	0.7	0.7	0.0	0.8	0.6	
20 to 29 times	0.4	0.4	0.2	0.3	0.3	
30 to 39 times	0.0	0.3	0.0	0.0	0.1	
40+ times	0.7	0.4	0.0	0.5	0.4	
N of Valid	698	686	510	394	2288	
N of Miss	21	29	19	24	93	

Table 93: How many times in the past year (12 months) have you: carried a handgun?








Response	6	8	10	12	Total	
Never	96.3	93.0	92.9	93.6	94.1	
1 to 2 times	1.9	3.5	3.0	2.3	2.7	
3 to 5 times	0.6	1.3	1.8	1.3	1.2	
6 to 9 times	0.6	0.4	0.2	0.5	0.4	
10 to 19 times	0.6	0.3	0.6	0.3	0.4	
20 to 29 times	0.0	0.3	0.2	0.0	0.1	
30 to 39 times	0.0	0.0	0.0	0.0	0.0	
40+ times	0.1	1.2	1.4	2.0	1.1	
N of Valid	698	685	508	393	2284	
N of Miss	21	30	21	25	97	

Table 94: How many times in the past year (12 months) have you: sold illegal drugs?









Response	6	8	10	12	Total	
Never	99.6	96.9	93.3	93.3	96.3	
1 to 2 times	0.1	1.2	3.0	1.8	1.4	
3 to 5 times	0.1	0.0	1.8	1.0	0.6	
6 to 9 times	0.0	0.3	0.4	0.5	0.3	
10 to 19 times	0.0	0.1	0.4	0.3	0.2	
20 to 29 times	0.0	0.1	0.4	0.0	0.1	
30 to 39 times	0.0	0.4	0.2	0.3	0.2	
40+ times	0.1	0.9	0.6	2.8	0.9	
N of Valid	692	681	505	389	2267	
N of Miss	27	34	24	29	114	

Table 95: How many times in the past year (12 months) have you: stolen or tried to steal a motor vehicle such as a car or motorcycle?







Response	6	8	10	12	Total	
Never	98.7	98.4	97.6	96.2	97.9	
1 to 2 times	0.9	1.3	1.2	2.6	1.4	
3 to 5 times	0.1	0.0	1.0	0.3	0.3	
6 to 9 times	0.3	0.1	0.0	0.5	0.2	
10 to 19 times	0.0	0.1	0.2	0.3	0.1	
20 to 29 times	0.0	0.0	0.0	0.0	0.0	
30 to 39 times	0.0	0.0	0.0	0.3	0.0	
40+ times	0.0	0.0	0.0	0.0	0.0	
N of Valid	699	682	507	392	2280	
N of Miss	20	33	22	26	101	

Table 96: How many times in the past year (12 months) have you: participated in clubs, organizations or activities at school?









Response	6	8	10	12	Total	
Never	32.5	26.9	25.4	28.6	28.6	
1 to 2 times	26.2	25.8	19.3	14.7	22.6	
3 to 5 times	16.5	17.0	15.7	14.4	16.1	
6 to 9 times	8.4	8.8	9.6	7.5	8.6	
10 to 19 times	5.1	7.2	8.7	9.8	7.3	
20 to 29 times	2.9	3.1	4.1	3.6	3.3	
30 to 39 times	1.7	1.2	1.6	3.6	1.9	
40+ times	6.7	10.1	15.6	17.8	11.6	
N of Valid	690	683	508	388	2269	
N of Miss	29	32	21	30	112	

Table 97: How many times in the past year (12 months) have you: been arrested?









Response	6	8	10	12	Total	
Never	97.3	94.3	91.9	91.7	94.2	
1 to 2 times	2.5	3.8	6.3	6.5	4.4	
3 to 5 times	0.3	1.0	1.6	0.5	0.8	
6 to 9 times	0.0	0.6	0.0	0.5	0.3	
10 to 19 times	0.0	0.0	0.0	0.3	0.0	
20 to 29 times	0.0	0.1	0.0	0.0	0.0	
30 to 39 times	0.0	0.0	0.0	0.3	0.0	
40+ times	0.0	0.1	0.2	0.3	0.1	
N of Valid	693	682	505	385	2265	
N of Miss	26	33	24	33	116	

Table 98: How many times in the past year (12 months) have you: attacked someone with the idea of seriously hurting them?


Response	6	8	10	12	Total	
Never	87.3	79.9	83.4	81.3	83.2	
1 to 2 times	7.8	11.6	10.1	10.8	10.0	
3 to 5 times	1.7	4.0	3.6	3.8	3.2	
6 to 9 times	1.1	1.3	0.8	2.3	1.3	
10 to 19 times	0.7	1.0	0.4	1.0	0.8	
20 to 29 times	0.4	0.9	0.6	0.0	0.5	
30 to 39 times	0.1	0.0	0.6	0.0	0.2	
40+ times	0.7	1.3	0.6	0.8	0.9	
N of Valid	701	683	505	390	2279	
N of Miss	18	32	24	28	102	

Table 99: How many times in the past year (12 months) have you: been drunk or high at school?


Response	6	8	10	12	Total	
Never	98.4	92.2	85.2	84.1	91.2	
1 to 2 times	1.6	4.1	6.6	5.6	4.1	
3 to 5 times	0.0	1.0	3.4	3.1	1.6	
6 to 9 times	0.0	1.5	0.8	1.3	0.8	
10 to 19 times	0.0	0.7	1.4	1.3	0.7	
20 to 29 times	0.0	0.0	0.4	1.0	0.3	
30 to 39 times	0.0	0.3	0.4	0.8	0.3	
40+ times	0.0	0.1	1.8	2.8	0.9	
N of Valid	698	681	501	390	2270	
N of Miss	21	34	28	28	111	

Table 100: How many times in the past year (12 months) have you: taken a handgun to school?


Response	6	8	10	12	Total	
Never	99.9	99.0	99.2	97.7	99.1	
1 to 2 times	0.0	0.6	0.2	0.8	0.4	
3 to 5 times	0.1	0.1	0.0	0.3	0.1	
6 to 9 times	0.0	0.0	0.2	0.3	0.1	
10 to 19 times	0.0	0.0	0.0	0.5	0.1	
20 to 29 times	0.0	0.1	0.0	0.0	0.0	
30 to 39 times	0.0	0.0	0.0	0.0	0.0	
40+ times	0.0	0.1	0.4	0.5	0.2	
N of Valid	695	683	503	390	2271	
N of Miss	24	32	26	28	110	

Table 101: Are you currently on probation, or assigned a probation officer with Juvenile Court?


Response	6	8	10	12	Total	
No	98.4	96.6	95.1	97.8	97.0	
Yes	1.6	3.4	4.9	2.2	3.0	
N of Valid	622	622	474	362	2080	
N of Miss	97	93	55	56	301	

Table 102: Have you ever belonged to a gang?


Response	6	8	10	12	Total	
No	94.9	88.8	88.1	90.3	90.8	
No, but would like to	0.6	1.4	1.8	0.8	1.1	
Yes, in the past	3.0	4.8	4.2	4.1	4.0	
Yes, belong now	1.3	4.2	5.1	4.6	3.6	
Yes, but would like to get out	0.3	0.7	0.8	0.3	0.5	
N of Valid	704	690	505	391	2290	
N of Miss	15	25	24	27	91	

Table 103: If you have ever belonged to a gang, did that gang have a name?

Response	6	8	10	12	Total
No	8.2	8.7	8.6	16.1	9.7
Yes	4.9	11.3	11.6	8.8	9.0
I have never belonged to a gang	87.0	80.1	79.8	75.1	81.3
N of Valid	699	682	500	386	2267
N of Miss	20	33	29	32	114

Table 104: You are at a party at someone's house, and one of your friends offers you a drink containing alcohol. What would you say or do?

Response	6	8	10	12	Total
Drink it	2.9	19.0	34.0	40.3	21.1
Tell your friend, 'No thanks, I don't drink' and suggest that you and your friend go and do something else	43.0	35.4	26.6	25.6	34.1
Just say, 'No thanks' and walk away	36.9	34.9	33.4	26.9	33.8
Make up a good excuse, tell your friend you had something else to do, and leave	17.2	10.7	6.0	7.2	11.1
N of Valid	691	680	500	390	2261
N of Miss	28	35	29	28	120

Table 105: How often do you attend religious services or activities?

Response	6	8	10	12	Total
Never	26.8	15.3	12.6	11.0	17.4
Rarely	20.8	24.4	25.2	28.1	24.1
1-2 Times a Month	9.1	13.5	18.4	15.8	13.7
About Once a Week or More	43.3	46.8	43.8	45.2	44.8
N of Valid	682	681	500	392	2255
N of Miss	37	34	29	26	126

Table 106: I think sometimes it's okay to cheat at school.





Response	6	8	10	12	Total	
NO!	68.3	36.5	23.7	26.4	41.7	
no	21.9	33.7	30.9	26.9	28.3	
yes	8.3	25.6	37.8	37.7	25.1	
YES!	1.4	4.3	7.6	9.0	4.9	
N of Valid	698	680	502	390	2270	
N of Miss	21	35	27	28	111	

Table 107: It is important to think before you act.





Response	6	8	10	12	Total	
NO!	3.9	2.2	2.6	3.6	3.0	
no	1.9	2.1	3.2	2.0	2.3	
yes	21.4	31.2	27.1	31.2	27.3	
YES!	72.8	64.6	67.1	63.2	67.4	
N of Valid	696	680	499	391	2266	
N of Miss	23	35	30	27	115	

Table 108: Sometimes I think that life is not worth it.





Response	6	8	10	12	Total	
NO!	61.7	50.4	47.5	53.8	53.8	
no	16.0	18.8	25.7	23.6	20.3	
yes	14.4	19.7	20.2	17.9	17.9	
YES!	7.9	11.1	6.7	4.6	8.0	
N of Valid	682	676	495	390	2243	
N of Miss	37	39	34	28	138	



Table 109: At times I think I am no good at all.

Response	6	8	10	12	Total	
NO!	46.5	41.6	37.2	41.3	42.1	
no	21.2	19.3	24.0	25.8	22.1	
yes	22.1	25.4	30.5	25.8	25.6	
YES!	10.3	13.6	8.3	7.0	10.3	
N of Valid	680	668	495	387	2230	
N of Miss	39	47	34	31	151	

Table 110: All in all, I am inclined to think that I am a failure.

Response	6	8	10	12	Total	
NO!	63.3	57.7	56.7	60.5	59.7	
no	20.3	23.0	28.3	26.9	24.0	
yes	12.2	12.0	11.3	10.8	11.7	
YES!	4.2	7.3	3.6	1.8	4.6	
N of Valid	689	669	494	390	2242	
N of Miss	30	46	35	28	139	

Table 111: In the past year, have you felt depressed or sad MOST days, even if you felt okay sometimes?

Response	6	8	10	12	Total	
NO!	31.2	26.3	24.0	30.6	28.0	
no	20.0	18.3	20.2	20.6	19.6	
yes	29.7	31.5	30.5	30.6	30.6	
YES!	19.1	23.8	25.3	18.3	21.7	
N of Valid	686	676	495	389	2246	
N of Miss	33	39	34	29	135	

Table 112: It is all right to beat up people if they start the fight.





Response	6	8	10	12	Total	
NO!	37.2	26.5	20.9	21.9	27.8	
no	17.5	11.8	13.1	13.7	14.2	
yes	20.0	26.6	25.7	25.8	24.2	
YES!	25.2	35.1	40.4	38.7	33.8	
N of Valid	690	676	498	388	2252	
N of Miss	29	39	31	30	129	

Table 113: I think it is okay to take something without asking if you can get away with it.





Response	6	8	10	12	Total	
NO!	78.6	64.8	58.6	62.9	67.3	
no	18.6	28.7	33.7	27.1	26.4	
yes	1.6	4.9	5.3	6.2	4.2	
YES!	1.2	1.6	2.4	3.9	2.1	
N of Valid	687	673	495	388	2243	
N of Miss	32	42	34	30	138	

Table 114: Where do you get the most information about living a drug and alcohol free life? Parents/guardians





Response	6	8	10	12	Total	
All the time	62.1	57.3	44.5	50.1	54.7	
Most	15.4	18.2	19.5	21.4	18.2	
Some	10.6	12.6	19.3	15.5	14.0	
Very little	11.9	11.9	16.7	12.9	13.1	
N of Valid	670	672	492	387	2221	
N of Miss	49	43	37	31	160	

Table 115: Where do you get the most information about living a drug and alcohol free life? Friends





Response	6	8	10	12	Total	
All the time	25.9	14.6	11.1	13.5	17.0	
Most	14.9	16.6	12.3	14.2	14.7	
Some	22.5	27.5	29.9	31.3	27.2	
Very little	36.7	41.3	46.7	40.9	41.1	
N of Valid	652	651	488	386	2177	
N of Miss	67	64	41	32	204	

Table 116: Where do you get the most information about living a drug and alcohol free life? Family members





Response	6	8	10	12	Total	
All the time	51.5	42.7	27.1	32.9	40.2	
Most	21.3	22.4	24.7	21.2	22.4	
Some	14.4	19.1	26.1	27.5	20.7	
Very little	12.8	15.9	22.0	18.4	16.8	
N of Valid	662	661	490	386	2199	
N of Miss	57	54	39	32	182	

Table 117: Where do you get the most information about living a drug and alcohol free life? School





Response	6	8	10	12	Total	
All the time	55.3	45.9	33.3	32.7	43.6	
Most	16.6	20.6	25.4	25.0	21.2	
Some	13.1	20.9	25.4	24.7	20.2	
Very little	15.1	12.6	15.9	17.5	14.9	
N of Valid	664	660	492	388	2204	
N of Miss	55	55	37	30	177	

Table 118: Where do you get the most information about living a drug and alcohol free life? Internet





Response	6	8	10	12	Total	
All the time	28.0	19.6	13.8	14.1	19.8	
Most	12.5	12.0	7.2	9.9	10.7	
Some	16.4	25.8	26.3	28.4	23.6	
Very little	43.1	42.6	52.7	47.7	45.9	
N of Valid	647	648	486	384	2165	
N of Miss	72	67	43	34	216	

Table 119: Where do you get the most information about living a drug and alcohol free life? TV





Response	6	8	10	12	Total	
All the time	33.9	22.8	17.8	17.5	24.1	
Most	14.9	15.0	12.3	15.1	14.4	
Some	22.5	31.7	31.9	28.7	28.4	
Very little	28.7	30.5	38.0	38.6	33.1	
N of Valid	658	653	489	383	2183	
N of Miss	61	62	40	35	198	

Table 120: Where do you get the most information about living a drug and alcohol free life? Social media





Response	6	8	10	12	Total	
All the time	25.7	18.0	14.8	15.5	19.1	
Most	13.3	13.5	10.3	14.4	12.9	
Some	15.6	27.7	23.8	22.3	22.3	
Very little	45.4	40.9	51.1	47.8	45.8	
N of Valid	639	646	487	381	2153	
N of Miss	80	69	42	37	228	

Table 121: How much do you think people risk harming themselves (physically or in other ways) if they: smoked one or more packs of cigarettes per day?





Response	6	8	10	12	Total	
No risk	28.2	17.8	9.0	8.7	17.5	
Slight risk	6.9	8.4	6.5	9.0	7.7	
Moderate risk	14.5	21.1	18.5	20.1	18.3	
Great risk	50.4	52.7	66.0	62.2	56.5	
N of Valid	678	664	476	378	2196	
N of Miss	41	51	53	40	185	

Table 122: How much do you think people risk harming themselves (physically or in other ways) if they: try marijuana once or twice?





Response	6	8	10	12	Total	
No risk	29.1	25.4	30.4	32.0	28.8	
Slight risk	15.1	28.0	31.7	33.3	25.7	
Moderate risk	19.1	19.6	17.8	14.0	18.1	
Great risk	36.6	27.1	20.1	20.6	27.4	
N of Valid	674	658	473	378	2183	
N of Miss	45	57	56	40	198	

Table 123: How much do you think people risk harming themselves (physically or in other ways) if they: smoke marijuana once or twice a week?





Response	6	8	10	12	Total	
No risk	29.6	22.2	22.6	25.3	25.1	
Slight risk	8.5	15.0	23.6	25.0	16.6	
Moderate risk	14.6	23.0	22.6	23.4	20.4	
Great risk	47.2	39.8	31.3	26.3	37.9	
N of Valid	669	653	470	372	2164	
N of Miss	50	62	59	46	217	

Table 124: How much do you think people risk harming themselves (physically or in other ways) if they: take one or two drinks of an alcoholic beverage (beer, wine, liquor) nearly every day?





Response	6	8	10	12	Total	
No risk	29.0	20.3	13.4	14.5	20.5	
Slight risk	10.5	18.4	23.6	19.0	17.2	
Moderate risk	19.8	24.4	24.6	24.5	23.1	
Great risk	40.7	36.9	38.4	42.0	39.3	
N of Valid	676	659	471	379	2185	
N of Miss	43	56	58	39	196	

Table 125: How much do you think people risk harming themselves (physically or in other ways) if they: have five or more drinks of an alcoholic beverage once or twice each weekend?





Response	6	8	10	12	Total	
No risk	27.3	18.3	11.4	13.2	18.7	
Slight risk	6.5	10.5	15.2	17.2	11.5	
Moderate risk	14.1	23.1	24.1	26.4	21.1	
Great risk	52.0	48.1	49.3	43.3	48.7	
N of Valid	673	657	473	379	2182	
N of Miss	46	58	56	39	199	

Table 126: How much do you think people risk harming themselves (physically or in other ways) if they: use prescription drugs that are not prescribed to them?





Response	6	8	10	12	Total	
No risk	27.2	17.6	8.5	11.6	17.5	
Slight risk	5.7	6.9	9.1	13.8	8.2	
Moderate risk	12.9	15.4	20.8	18.0	16.2	
Great risk	54.2	60.2	61.7	56.6	58.0	
N of Valid	668	655	472	378	2173	
N of Miss	51	60	57	40	208	

Table 127: How much do you think people risk harming themselves (physically or in other ways) if they: use non-prescription drugs to get high?





Response	6	8	10	12	Total	
No risk	26.4	17.4	9.3	12.7	17.6	
Slight risk	3.6	7.6	6.3	8.2	6.2	
Moderate risk	10.7	13.9	17.1	17.2	14.2	
Great risk	59.3	61.1	67.3	61.9	62.0	
N of Valid	670	655	474	378	2177	
N of Miss	49	60	55	40	204	

Table 128: Have you ever used smokeless tobacco (chew, snuff, plug, dipping tobacco, or chewing tobacco)?






Response	6	8	10	12	Total	
Never	95.3	87.4	85.4	80.3	88.2	
Once or Twice	3.3	8.7	7.7	9.5	7.0	
Once in a while but not regularly	0.9	1.8	2.1	5.8	2.3	
Regularly in the past	0.4	1.0	1.9	1.8	1.2	
Regularly now	0.0	1.0	2.9	2.6	1.4	
N of Valid	687	667	478	380	2212	
N of Miss	32	48	51	38	169	

Table 129: How often have you taken smokeless tobacco during the past 30 days?







Response	6	8	10	12	Total	
Not at all	99.1	94.8	94.5	93.7	95.9	
Once or twice	0.4	3.0	1.9	2.4	1.9	
Once or twice per week	0.3	0.6	0.4	0.3	0.4	
Three to five times per week	0.0	0.6	0.4	0.5	0.4	
About once a day	0.0	0.3	0.4	0.5	0.3	
More than once a day	0.1	0.7	2.3	2.6	1.2	
N of Valid	685	668	477	379	2209	
N of Miss	34	47	52	39	172	

Table 130: Have you ever smoked cigarettes?

Response	6	8	10	12	Total	
Never	90.8	76.0	69.3	57.5	76.0	
Once or Twice	7.1	17.2	18.0	18.2	14.4	
Once in a while but not regularly	1.0	3.1	5.4	10.0	4.2	
Regularly in the past	0.7	2.2	3.5	4.5	2.4	
Regularly now	0.3	1.3	3.8	9.8	3.0	
N of Valid	688	667	479	379	2213	
N of Miss	31	48	50	39	168	

Table 131: How frequently have you smoked cigarettes during the past 30 days?

Response	6	8	10	12	Total	
Not at all	98.7	94.9	91.6	82.2	93.2	
Less than one cigarette per day	0.6	3.2	3.8	6.4	3.0	
One to five cigarettes per day	0.3	1.2	2.7	5.8	2.0	
About one-half pack per day	0.3	0.8	1.3	3.7	1.2	
About one pack per day	0.0	0.0	0.2	0.8	0.2	
About one and one-half packs per day	0.0	0.0	0.2	1.1	0.2	
Two packs or more per day	0.1	0.0	0.2	0.0	0.1	
N of Valid	686	663	477	377	2203	
N of Miss	33	52	52	41	178	

Table 132: Which statement best describes rules about smoking inside your home?

Response	6	8	10	12	Total	
Smoking is not allowed anywhere inside your home	64.9	64.6	62.3	67.6	64.7	
Smoking is allowed in some places and at some times	8.3	7.0	9.2	6.9	7.8	
Smoking is allowed anywhere inside the home	2.5	3.9	4.6	2.9	3.5	
There are no rules about smoking inside the home	5.2	7.4	11.7	12.7	8.6	
I don't know	19.2	17.1	12.2	9.8	15.4	
N of Valid	678	661	477	377	2193	
N of Miss	41	54	52	41	188	



Table 133: Which statement best describes rules about smoking in your family cars?

Response	6	8	10	12	Total	
Smoking is never allowed in any car	59.4	54.6	57.8	53.6	56.6	
Smoking is allowed sometimes or in some cars	10.8	13.3	11.4	16.2	12.6	
Smoking is allowed in any car anytime	2.7	5.4	5.3	5.8	4.6	
There are no rules about smoking in the car	4.9	10.4	11.9	11.1	9.1	
We do not have a family car	2.1	0.5	1.5	1.9	1.4	
I don't know	20.2	15.7	12.1	11.4	15.6	
N of Valid	678	661	472	377	2188	
N of Miss	41	54	57	41	193	

Table 134: During this school year, were you taught in any of your classes about the dangers of tobacco use?

Response	6	8	10	12	Total	
Strongly agree	39.7	26.9	19.5	17.7	27.7	
Agree	22.2	26.8	21.7	24.5	23.9	
Disagree	7.6	12.4	18.0	16.6	12.9	
Strongly disagree	11.1	13.8	22.3	24.8	16.7	
I don't know	19.3	20.1	18.5	16.3	18.9	
N of Valid	657	646	466	367	2136	
N of Miss	62	69	63	51	245	

Table 135: During the past 12 months, have you participated in any community activities to discourage people your age from using cigarettes, chewing tobacco, snuff, dip or cigars?

Response	6	8	10	12	Total	
Strongly agree	26.2	17.5	11.6	12.8	18.1	
Agree	13.7	16.1	12.9	18.5	15.1	
Disagree	14.1	17.0	23.8	16.8	17.6	
Strongly disagree	20.6	25.3	32.8	34.5	27.1	
I don't know	25.5	24.1	18.9	17.4	22.2	
N of Valid	652	640	466	368	2126	
N of Miss	67	75	63	50	255	

Table 136: Think back over the last two weeks. How many times have you had five or more alcoholic drinks in a row?







Response	6	8	10	12	Total	
None	97.6	89.8	85.3	75.6	88.8	
Once	1.4	4.4	5.1	9.9	4.6	
Twice	0.3	2.1	3.6	5.9	2.5	
3-5 times	0.3	2.3	2.8	3.8	2.0	
6-9 times	0.0	0.3	1.7	1.3	0.7	
10 or more times	0.5	1.1	1.5	3.5	1.4	
N of Valid	666	658	470	373	2167	
N of Miss	53	57	59	45	214	

Table 137: During the past 30 days, how many times did you ride in a car or other vehicle driven by someone who had been drinking alcohol or using drugs to get high?






Response	6	8	10	12	Total	
0 times	86.0	80.7	81.2	74.1	81.3	
1 time	5.9	9.3	6.9	10.8	8.0	
2 or 3 times	2.9	4.9	4.9	7.3	4.7	
4 or 5 times	1.7	1.4	2.6	1.6	1.8	
6 or more times	3.6	3.8	4.5	6.2	4.3	
N of Valid	664	658	467	371	2160	
N of Miss	55	57	62	47	221	

Table 138: During the past 30 days, how many times did you drive a car or other vehicle when you had been drinking alcohol or using drugs to get high?







Response	6	8	10	12	Total	
I did not drive a car in the past 30 days	37.7	45.2	36.0	26.8	37.7	
0 times	60.5	51.9	57.0	61.5	57.3	
1 time	0.9	1.7	2.4	5.5	2.3	
2 or 3 times	0.5	1.1	1.1	2.2	1.1	
4 or 5 times	0.0	0.0	1.7	1.9	0.7	
6 or more times	0.5	0.2	1.7	2.2	0.9	
N of Valid	656	648	461	366	2131	
N of Miss	63	67	68	52	250	

Table 139: If you drank alcohol (not just a sip or taste) in the past year, how did you usually get it?













Response	6	8	10	12	Total	
I did not drink alcohol in the past year	91.2	75.5	60.1	47.0	72.1	
I bought it myself with a fake ID	0.2	0.3	0.4	0.6	0.3	
I bought it myself without a fake ID	0.2	0.0	0.9	1.9	0.6	
I got it from someone I know age 21 or older	1.2	4.8	15.0	24.3	9.3	
I got it from someone I know under age 21	0.2	1.9	5.0	6.4	2.8	
I got it from my brother or sister	0.3	1.4	2.8	1.9	1.5	
I got it from home with my parents' permission	1.5	3.4	4.1	4.4	3.2	
I got it from home without my parents' permission	0.5	3.1	2.4	1.4	1.8	
I got it from another relative	0.3	2.0	2.8	4.7	2.1	
A stranger bought it for me	0.0	0.3	0.7	0.3	0.3	
I took it from a store or shop	0.2	0.2	0.0	0.0	0.1	
Other	4.3	7.1	5.9	7.2	6.0	
N of Valid	649	644	461	362	2116	
N of Miss	70	71	68	56	265	

Table 140: If you drank alcohol (not just a sip or taste) in the past year, where did you usually drink it?











Response	6	8	10	12	Total	
I did not drink alcohol in the past year	93.8	77.7	62.4	48.7	74.4	
at my home	2.6	8.2	9.4	11.8	7.4	
at someone else's home	1.7	9.5	19.0	28.0	12.3	
at an open area like a park, beach, field, back road, woods, or a street corner	0.3	2.1	4.6	6.4	2.8	
at a sporting event or concert	0.2	0.5	0.9	0.3	0.4	
at a restaurant, bar, or a nightclub	0.2	0.2	0.7	0.8	0.4	
at an empty building or a construction site	0.5	0.2	0.0	0.8	0.3	
at a hotel/motel	0.2	0.2	0.9	0.6	0.4	
in a car	0.0	0.8	0.9	1.7	0.7	
at school	0.6	0.8	1.3	0.8	0.9	
N of Valid	646	632	457	357	2092	
N of Miss	73	83	72	61	289	

Table 141: How do you feel about someone your age having one or two drinks of an alcoholic beverage nearly every day?





Response	6	8	10	12	Total	
Neither approve nor disapprove	24.7	27.5	28.4	34.2	28.0	
Somewhat disapprove	5.2	11.7	17.9	18.9	12.3	
Strongly disapprove	48.1	40.0	36.0	36.4	41.0	
Don't know or can't say	22.0	20.7	17.7	10.4	18.7	
N of Valid	655	647	464	365	2131	
N of Miss	64	68	65	53	250	

Table 142: On how many occasions have you had alcoholic beverages (beer, wine or hard liquor) to drink in your lifetime - more than just a few sips?








Response	6	8	10	12	Total	
0	92.1	69.4	51.7	42.6	68.0	
01/02/13	6.4	12.4	15.4	9.1	10.6	
03/05/13	0.3	7.5	12.6	12.1	7.1	
06/09/13	0.3	3.1	6.9	8.0	3.9	
10/19/13	0.4	3.6	5.4	11.3	4.3	
20-39	0.3	0.9	3.5	4.8	2.0	
40	0.1	3.1	4.5	12.1	4.0	
N of Valid	672	643	462	373	2150	
N of Miss	47	72	67	45	231	

Table 143: On how many occasions have you drunk one of more drinks of an alcoholic beverage during the past 30 days?








Response	6	8	10	12	Total	
0	99.0	89.5	78.9	67.9	86.4	
01/02/13	0.9	6.1	13.0	17.0	7.9	
03/05/13	0.1	1.9	4.3	5.7	2.5	
06/09/13	0.0	1.4	1.7	3.8	1.4	
10/19/13	0.0	0.6	0.4	3.5	0.9	
20-39	0.0	0.2	1.1	0.8	0.4	
40	0.0	0.3	0.4	1.3	0.4	
N of Valid	668	640	460	371	2139	
N of Miss	51	75	69	47	242	

Table 144: On how many occasions have you used marijuana (grass, pot) or hashish (hash, hash oil) in your lifetime?








Response	6	8	10	12	Total	
0	99.1	91.2	75.6	67.8	86.3	
01/02/13	0.4	3.4	8.3	7.3	4.2	
03/05/13	0.1	1.6	3.5	7.3	2.5	
06/09/13	0.0	1.1	2.0	3.0	1.3	
10/19/13	0.1	0.6	2.6	2.2	1.2	
20-39	0.1	0.2	1.1	1.9	0.7	
40	0.0	1.9	7.0	10.6	3.9	
N of Valid	669	638	459	369	2135	
N of Miss	50	77	70	49	246	

Table 145: On how many occasions have you used marijuana (grass, pot) or hashish (hash, hash oil) during the past 30 days?








Response	6	8	10	12	Total	
0	100.0	95.6	87.6	85.7	93.5	
01/02/13	0.0	1.7	4.6	4.1	2.2	
03/05/13	0.0	0.8	1.7	3.5	1.2	
06/09/13	0.0	0.8	2.0	1.6	0.9	
10/19/13	0.0	0.3	1.5	1.9	0.7	
20-39	0.0	0.3	0.4	0.8	0.3	
40	0.0	0.5	2.2	2.4	1.0	
N of Valid	669	636	460	370	2135	
N of Miss	50	79	69	48	246	

Table 146: On how many occasions have you used LSD or other psychedelics in your lifetime?







Response	6	8	10	12	Total	
0	100.0	99.5	99.1	97.8	99.3	
01/02/13	0.0	0.3	0.2	0.5	0.2	
03/05/13	0.0	0.0	0.2	0.8	0.2	
06/09/13	0.0	0.0	0.2	0.3	0.1	
10/19/13	0.0	0.0	0.0	0.3	0.0	
20-39	0.0	0.0	0.0	0.0	0.0	
40	0.0	0.2	0.2	0.3	0.1	
N of Valid	664	639	457	370	2130	
N of Miss	55	76	72	48	251	

Table 147: On how many occasions have you used LSD or other psychedelics during the past 30 days?


Response	6	8	10	12	Total	
0	100.0	99.5	99.1	99.7	99.6	
01/02/13	0.0	0.2	0.7	0.0	0.2	
03/05/13	0.0	0.2	0.0	0.3	0.1	
06/09/13	0.0	0.2	0.0	0.0	0.0	
10/19/13	0.0	0.0	0.2	0.0	0.0	
20-39	0.0	0.0	0.0	0.0	0.0	
40	0.0	0.0	0.0	0.0	0.0	
N of Valid	667	639	458	368	2132	
N of Miss	52	76	71	50	249	

Table 148: On how many occasions have you used cocaine or crack in your lifetime?


Response	6	8	10	12	Total	
0	100.0	99.5	98.7	96.5	99.0	
01/02/13	0.0	0.3	0.4	2.7	0.7	
03/05/13	0.0	0.0	0.4	0.5	0.2	
06/09/13	0.0	0.0	0.2	0.3	0.1	
10/19/13	0.0	0.2	0.0	0.0	0.0	
20-39	0.0	0.0	0.0	0.0	0.0	
40	0.0	0.0	0.2	0.0	0.0	
N of Valid	668	636	457	371	2132	
N of Miss	51	79	72	47	249	

Table 149: On how many occasions have you used cocaine or crack during the past 30 days?


Response	6	8	10	12	Total	
0	100.0	99.7	98.9	99.7	99.6	
01/02/13	0.0	0.3	0.4	0.3	0.2	
03/05/13	0.0	0.0	0.2	0.0	0.0	
06/09/13	0.0	0.0	0.4	0.0	0.1	
10/19/13	0.0	0.0	0.0	0.0	0.0	
20-39	0.0	0.0	0.0	0.0	0.0	
40	0.0	0.0	0.0	0.0	0.0	
N of Valid	669	635	457	369	2130	
N of Miss	50	80	72	49	251	

Table 150: On how many occasions have you sniffed glue, breathed the contents of an aerosol spray can, or inhaled other gases or sprays, in order to get high in your lifetime?


Response	6	8	10	12	Total	
0	97.2	91.5	91.2	91.3	93.2	
01/02/13	1.6	4.6	5.5	5.1	3.9	
03/05/13	0.4	1.7	1.5	1.4	1.2	
06/09/13	0.3	0.9	0.9	1.4	0.8	
10/19/13	0.3	0.3	0.2	0.3	0.3	
20-39	0.0	0.6	0.2	0.3	0.3	
40	0.1	0.3	0.4	0.3	0.3	
N of Valid	669	635	457	369	2130	
N of Miss	50	80	72	49	251	

Table 151: On how many occasions have you sniffed glue, breathed the contents of an aerosol spray can, or inhaled other gases or sprays, in order to get high during the past 30 days?


Response	6	8	10	12	Total	
0	98.6	95.7	96.7	98.4	97.3	
01/02/13	1.1	2.7	2.2	0.8	1.7	
03/05/13	0.2	0.9	0.4	0.0	0.4	
06/09/13	0.0	0.0	0.4	0.5	0.2	
10/19/13	0.2	0.2	0.2	0.3	0.2	
20-39	0.0	0.3	0.0	0.0	0.1	
40	0.0	0.2	0.0	0.0	0.0	
N of Valid	665	635	457	370	2127	
N of Miss	54	80	72	48	254	

Table 152: On how many occasions have you used Daztrex in your lifetime?


Response	6	8	10	12	Total	
0	100.0	100.0	100.0	100.0	100.0	
01/02/13	0.0	0.0	0.0	0.0	0.0	
03/05/13	0.0	0.0	0.0	0.0	0.0	
06/09/13	0.0	0.0	0.0	0.0	0.0	
10/19/13	0.0	0.0	0.0	0.0	0.0	
20-39	0.0	0.0	0.0	0.0	0.0	
40	0.0	0.0	0.0	0.0	0.0	
N of Valid	660	633	456	367	2116	
N of Miss	59	82	73	51	265	

Table 153: On how many occasions have you used Daztrex during the past 30 days?


Response	6	8	10	12	Total	
0	100.0	100.0	100.0	100.0	100.0	
01/02/13	0.0	0.0	0.0	0.0	0.0	
03/05/13	0.0	0.0	0.0	0.0	0.0	
06/09/13	0.0	0.0	0.0	0.0	0.0	
10/19/13	0.0	0.0	0.0	0.0	0.0	
20-39	0.0	0.0	0.0	0.0	0.0	
40	0.0	0.0	0.0	0.0	0.0	
N of Valid	663	631	455	367	2116	
N of Miss	56	84	74	51	265	

Table 154: On how many occasions have you used synthetic marijuana in your lifetime?








Response	6	8	10	12	Total	
0	99.2	97.9	96.5	93.8	97.3	
01/02/13	0.3	1.3	1.1	3.0	1.2	
03/05/13	0.2	0.2	0.9	2.2	0.7	
06/09/13	0.0	0.0	0.4	0.5	0.2	
10/19/13	0.2	0.3	0.2	0.3	0.2	
20-39	0.0	0.2	0.2	0.0	0.1	
40	0.2	0.2	0.7	0.3	0.3	
N of Valid	664	632	456	370	2122	
N of Miss	55	83	73	48	259	



Table 155: On how many occasions have you used synthetic marijuana during the past 30 days?


Response	6	8	10	12	Total	
0	99.8	99.2	98.5	98.1	99.1	
01/02/13	0.2	0.5	0.2	0.5	0.3	
03/05/13	0.0	0.2	0.2	0.8	0.2	
06/09/13	0.0	0.2	0.4	0.3	0.2	
10/19/13	0.0	0.0	0.2	0.0	0.0	
20-39	0.0	0.0	0.0	0.0	0.0	
40	0.0	0.0	0.4	0.3	0.1	
N of Valid	665	632	456	370	2123	
N of Miss	54	83	73	48	258	

Table 156: On how many occasions have you used methamphetamines (meth, speed, crank, crystal meth) in your lifetime?


Response	6	8	10	12	Total	
0	99.8	99.5	98.9	98.1	99.2	
01/02/13	0.2	0.3	0.2	0.5	0.3	
03/05/13	0.0	0.0	0.0	0.8	0.1	
06/09/13	0.0	0.0	0.0	0.5	0.1	
10/19/13	0.0	0.0	0.7	0.0	0.1	
20-39	0.0	0.2	0.0	0.0	0.0	
40	0.0	0.0	0.2	0.0	0.0	
N of Valid	662	629	456	369	2116	
N of Miss	57	86	73	49	265	

Table 157: On how many occasions have you used methamphetamines (meth, speed, crank, crystal meth) in the past 30 days?


Response	6	8	10	12	Total	
0	100.0	99.7	98.9	98.9	99.5	
01/02/13	0.0	0.0	0.4	0.5	0.2	
03/05/13	0.0	0.2	0.2	0.3	0.1	
06/09/13	0.0	0.0	0.2	0.0	0.0	
10/19/13	0.0	0.2	0.2	0.3	0.1	
20-39	0.0	0.0	0.0	0.0	0.0	
40	0.0	0.0	0.0	0.0	0.0	
N of Valid	660	629	457	370	2116	
N of Miss	59	86	72	48	265	

Table 158: On how many occasions have you used other chemical products (bath salts, plant food, etc.) in your lifetime?


Response	6	8	10	12	Total	
0	99.4	98.2	99.1	99.2	99.0	
01/02/13	0.3	0.8	0.2	0.3	0.4	
03/05/13	0.2	0.3	0.4	0.5	0.3	
06/09/13	0.2	0.0	0.0	0.0	0.0	
10/19/13	0.0	0.0	0.2	0.0	0.0	
20-39	0.0	0.0	0.0	0.0	0.0	
40	0.0	0.6	0.0	0.0	0.2	
N of Valid	662	628	455	370	2115	
N of Miss	57	87	74	48	266	

Table 159: On how many occasions have you used other chemical products (bath salts, plant food, etc.) during the past 30 days?


Response	6	8	10	12	Total	
0	99.5	98.6	99.6	99.2	99.2	
01/02/13	0.2	0.8	0.2	0.3	0.4	
03/05/13	0.0	0.2	0.2	0.5	0.2	
06/09/13	0.0	0.0	0.0	0.0	0.0	
10/19/13	0.2	0.0	0.0	0.0	0.0	
20-39	0.0	0.0	0.0	0.0	0.0	
40	0.2	0.5	0.0	0.0	0.2	
N of Valid	663	629	456	370	2118	
N of Miss	56	86	73	48	263	

Table 160: On how many occasions have you used heroin or other opiates in your lifetime?


Response	6	8	10	12	Total	
0	100.0	99.4	98.9	98.4	99.3	
01/02/13	0.0	0.2	0.7	1.4	0.4	
03/05/13	0.0	0.2	0.0	0.0	0.0	
06/09/13	0.0	0.0	0.2	0.0	0.0	
10/19/13	0.0	0.0	0.0	0.0	0.0	
20-39	0.0	0.0	0.2	0.3	0.1	
40	0.0	0.3	0.0	0.0	0.1	
N of Valid	662	629	456	369	2116	
N of Miss	57	86	73	49	265	

Table 161: On how many occasions have you used heroin or other opiates during the past 30 days?


Response	6	8	10	12	Total	
0	99.8	99.4	99.8	99.5	99.6	
01/02/13	0.2	0.3	0.2	0.3	0.2	
03/05/13	0.0	0.0	0.0	0.0	0.0	
06/09/13	0.0	0.0	0.0	0.0	0.0	
10/19/13	0.0	0.0	0.0	0.3	0.0	
20-39	0.0	0.0	0.0	0.0	0.0	
40	0.0	0.3	0.0	0.0	0.1	
N of Valid	663	628	456	369	2116	
N of Miss	56	87	73	49	265	

Table 162: On how many occasions have you used MDMA ('X', 'E', or ecstasy) in your lifetime?


Response	6	8	10	12	Total	
0	99.7	99.5	98.2	97.0	98.9	
01/02/13	0.3	0.2	1.3	2.2	0.8	
03/05/13	0.0	0.0	0.2	0.3	0.1	
06/09/13	0.0	0.0	0.0	0.0	0.0	
10/19/13	0.0	0.2	0.0	0.3	0.1	
20-39	0.0	0.0	0.2	0.3	0.1	
40	0.0	0.2	0.0	0.0	0.0	
N of Valid	659	628	456	370	2113	
N of Miss	60	87	73	48	268	

Table 163: On how many occasions have you used MDMA ('X', 'E', or ecstasy) during the past 30 days?


Response	6	8	10	12	Total	
0	99.7	99.7	99.3	99.5	99.6	
01/02/13	0.3	0.2	0.4	0.5	0.3	
03/05/13	0.0	0.0	0.2	0.0	0.0	
06/09/13	0.0	0.0	0.0	0.0	0.0	
10/19/13	0.0	0.0	0.0	0.0	0.0	
20-39	0.0	0.0	0.0	0.0	0.0	
40	0.0	0.2	0.0	0.0	0.0	
N of Valid	656	628	454	369	2107	
N of Miss	63	87	75	49	274	

Table 164: On how many occasions have you taken prescription drugs (such as Valium, Xanax, Ritalin, Adderall, OxyContin, Darvocet, or sleeping pills) not prescribed to you in your lifetime?








Response	6	8	10	12	Total	
0	98.3	94.3	91.9	86.2	93.6	
01/02/13	0.9	3.2	3.3	3.8	2.6	
03/05/13	0.2	1.0	1.3	3.5	1.2	
06/09/13	0.2	0.6	1.8	2.2	1.0	
10/19/13	0.2	0.3	0.7	1.9	0.6	
20-39	0.2	0.2	0.2	0.5	0.2	
40	0.2	0.5	0.9	1.9	0.7	
N of Valid	663	627	455	369	2114	
N of Miss	56	88	74	49	267	

Table 165: On how many occasions have you taken prescription drugs (such as Valium, Xanax, Ritalin, Adderall, OxyContin, Darvocet, or sleeping pills) not prescribed to you during the past 30 days?








Response	6	8	10	12	Total	
0	99.2	97.5	96.0	92.7	96.9	
01/02/13	0.6	1.9	2.4	4.3	2.0	
03/05/13	0.0	0.5	0.7	2.2	0.7	
06/09/13	0.2	0.0	0.2	0.0	0.1	
10/19/13	0.0	0.0	0.4	0.5	0.2	
20-39	0.0	0.2	0.0	0.0	0.0	
40	0.0	0.0	0.2	0.3	0.1	
N of Valid	661	628	455	369	2113	
N of Miss	58	87	74	49	268	

Table 166: On how many occasions have you taken non-prescription medicines such as diet pills (for example, Dietac, Dexatrim or Prolamine), stay-awake pills (for example No-Doz, Vivarin, or Wake), or cough or cold medicines (robos, DXM, etc.) to get high in your lifetime?








Response	6	8	10	12	Total	
0	98.9	97.9	95.2	93.8	96.9	
01/02/13	0.3	1.1	2.0	2.4	1.3	
03/05/13	0.2	0.3	1.3	1.1	0.6	
06/09/13	0.3	0.2	0.2	1.1	0.4	
10/19/13	0.2	0.5	0.9	0.8	0.5	
20-39	0.0	0.0	0.2	0.3	0.1	
40	0.2	0.0	0.2	0.5	0.2	
N of Valid	662	628	455	369	2114	
N of Miss	57	87	74	49	267	

Table 167: On how many occasions have you taken non-prescription medicines such as diet pills (for example, Dietac, Dexatrim or Prolamine), stay-awake pills (for example No-Doz, Vivarin, or Wake), or cough or cold medicines (robos, DXM, etc.) to get high during the past 30 days?








Response	6	8	10	12	Total	
0	99.4	98.4	98.2	97.5	98.5	
01/02/13	0.3	1.3	0.9	1.7	0.9	
03/05/13	0.2	0.2	0.0	0.3	0.1	
06/09/13	0.0	0.0	0.4	0.3	0.1	
10/19/13	0.0	0.2	0.2	0.0	0.1	
20-39	0.0	0.0	0.2	0.3	0.1	
40	0.2	0.0	0.0	0.0	0.0	
N of Valid	663	627	454	363	2107	
N of Miss	56	88	75	55	274	

Table 168: On how many occasions have you been drunk or very high from drinking alcoholic beverages during the past 30 days?








Response	6	8	10	12	Total	
0	99.7	93.6	84.6	77.8	90.9	
01/02/13	0.2	2.9	7.5	12.6	4.7	
03/05/13	0.0	2.2	4.0	4.7	2.3	
06/09/13	0.0	1.1	1.1	2.7	1.0	
10/19/13	0.0	0.0	0.9	1.4	0.4	
20-39	0.0	0.0	0.4	0.5	0.2	
40	0.2	0.2	1.5	0.3	0.5	
N of Valid	661	629	455	365	2110	
N of Miss	58	86	74	53	271	

Table 169: On how many occasions have you drunk flavored alcoholic beverages, sometimes called 'alcopops' (like Mike's Hard Lemonade, Smirnoff Ice, Bacardi Breezers, etc.) in your lifetime?








Response	6	8	10	12	Total	
0	96.4	80.1	65.1	58.4	78.2	
01/02/13	2.4	7.3	12.1	8.2	7.0	
03/05/13	0.6	4.5	8.8	8.5	4.9	
06/09/13	0.2	2.9	4.0	8.2	3.2	
10/19/13	0.0	1.9	4.4	6.8	2.7	
20-39	0.3	1.4	2.9	3.6	1.8	
40	0.2	1.9	2.9	6.3	2.3	
N of Valid	663	628	455	365	2111	
N of Miss	56	87	74	53	270	

Table 170: On how many occasions have you drunk flavored alcoholic beverages, sometimes called 'alcopops' (like Mike's Hard Lemonade, Smirnoff Ice, Bacardi Breezers, etc.) during the past 30 days?








Response	6	8	10	12	Total	
0	98.3	90.3	83.6	76.7	89.0	
01/02/13	1.2	4.3	9.9	13.2	6.1	
03/05/13	0.3	2.9	3.3	6.6	2.8	
06/09/13	0.0	1.0	0.9	2.7	0.9	
10/19/13	0.0	0.8	0.9	0.3	0.5	
20-39	0.2	0.5	0.7	0.0	0.3	
40	0.0	0.3	0.9	0.5	0.4	
N of Valid	660	630	456	365	2111	
N of Miss	59	85	73	53	270	

Table 171: If you used prescription drugs or over the counter drugs without a doctor telling you to use it or for the purpose of getting high, where did you get these drugs?












Response	6	8	10	12	Total	
I did not use prescription drugs or over the counter drugs to get high.	97.6	96.1	90.8	87.5	93.9	
I bought it or took it from a store or shop.	0.3	0.3	0.2	2.3	0.6	
I got it from my parents with permission.	0.6	1.0	1.6	1.1	1.0	
I got it from home without permission.	0.2	0.2	1.8	1.7	0.8	
I got it from a relative with permission.	0.6	0.2	0.9	0.9	0.6	
I got it from a relative without permission.	0.2	0.2	0.4	0.3	0.2	
I got it from a friends home with permission.	0.3	0.2	0.7	1.4	0.5	
I got it from a friends home without permission.	0.0	0.2	0.0	0.3	0.1	
I got it from a friend while at school.	0.0	0.7	0.4	0.6	0.4	
I got it from a friend while at a party.	0.2	0.3	1.3	0.0	0.4	
I got it from a friend, elsewhere	0.0	0.8	1.8	4.0	1.3	
N of Valid	631	615	445	352	2043	
N of Miss	88	100	84	66	338	

Table 172: During the last month, about how many marijuana cigarettes, or the equivalent, did you smoke a day, on the average?


Response	6	8	10	12	Total	
None	98.5	93.1	85.9	81.7	91.3	
Less than 1 a day	0.8	3.4	4.7	6.5	3.4	
1 a day	0.3	0.3	1.8	3.7	1.2	
2-3 a day	0.2	1.6	3.1	3.1	1.7	
4-6 a day	0.2	0.6	2.5	2.5	1.2	
7-10 a day	0.0	0.8	1.1	0.3	0.5	
11 or more a day	0.2	0.2	0.9	2.3	0.7	
N of Valid	650	624	448	355	2077	
N of Miss	69	91	81	63	304	

Table 173: How wrong do your friends feel it would be for YOU to: drink alcohol?


Response	6	8	10	12	Total	
Very wrong	82.5	59.2	39.0	38.0	58.5	
Wrong	10.3	19.9	22.2	18.4	17.1	
A little bit wrong	4.8	12.1	19.5	22.9	13.2	
Not wrong at all	2.5	8.8	19.3	20.7	11.1	
N of Valid	652	622	451	353	2078	
N of Miss	67	93	78	65	303	

Table 174: How wrong do your friends feel it would be for YOU to: smoke tobacco?


Response	6	8	10	12	Total	
Very wrong	86.4	68.8	50.7	46.9	66.6	
Wrong	8.6	16.1	20.4	15.5	14.6	
A little bit wrong	2.9	7.3	17.6	16.1	9.7	
Not wrong at all	2.0	7.8	11.3	21.5	9.1	
N of Valid	648	615	450	354	2067	
N of Miss	71	100	79	64	314	



Table 175: How wrong do your friends feel it would be for YOU to: smoke marijuana?


Response	6	8	10	12	Total	
Very wrong	89.9	70.2	44.8	41.6	66.0	
Wrong	6.7	13.6	19.5	15.1	13.0	
A little bit wrong	1.2	7.8	14.9	22.5	9.8	
Not wrong at all	2.2	8.4	20.8	20.8	11.3	
N of Valid	646	617	451	351	2065	
N of Miss	73	98	78	67	316	

Table 176: How wrong do your friends feel it would be for YOU to: use prescription drugs not prescribed to you


Response	6	8	10	12	Total	
Very wrong	88.1	74.9	62.0	58.4	73.4	
Wrong	6.3	13.8	20.2	21.8	14.2	
A little bit wrong	2.8	5.8	10.0	11.3	6.7	
Not wrong at all	2.8	5.5	7.8	8.5	5.7	
N of Valid	646	617	450	353	2066	
N of Miss	73	98	79	65	315	

Table 177: How wrong would most adults (over 21) in your neighborhood think it is for kids your age: to use marijuana?


Response	6	8	10	12	Total	
Very wrong	91.5	74.6	63.1	55.0	74.1	
Wrong	5.1	12.4	17.8	19.3	12.5	
A little bit wrong	1.5	8.1	9.8	14.2	7.4	
Not wrong at all	1.9	4.8	9.3	11.6	6.0	
N of Valid	648	619	450	353	2070	
N of Miss	71	96	79	65	311	

Table 178: How wrong would most adults (over 21) in your neighborhood think it is for kids your age: to drink alcohol?





Response	6	8	10	12	Total	
Very wrong	86.8	69.1	55.8	46.3	67.8	
Wrong	6.7	13.4	20.2	17.9	13.6	
A little bit wrong	3.9	11.7	13.1	20.5	11.1	
Not wrong at all	2.6	5.9	10.9	15.3	7.6	
N of Valid	642	614	450	352	2058	
N of Miss	77	101	79	66	323	

Table 179: How wrong would most adults (over 21) in your neighborhood think it is for kids your age: to smoke cigarettes?





Response	6	8	10	12	Total	
Very wrong	86.7	70.9	58.0	49.0	69.3	
Wrong	7.2	14.1	22.7	18.2	14.5	
A little bit wrong	3.0	8.4	9.1	17.7	8.5	
Not wrong at all	3.1	6.5	10.2	15.1	7.7	
N of Valid	640	616	450	351	2057	
N of Miss	79	99	79	67	324	

Table 180: How much do each of the following statements describe your neighborhood? crime and/or drug selling





Response	6	8	10	12	Total	
NO!	73.3	61.6	51.2	51.4	61.3	
no	11.7	17.9	22.1	21.1	17.4	
yes	9.2	13.3	16.1	15.7	13.0	
YES!	5.9	7.2	10.5	11.7	8.3	
N of Valid	643	610	447	350	2050	
N of Miss	76	105	82	68	331	

Table 181: How much do each of the following statements describe your neighborhood? fights





Response	6	8	10	12	Total	
NO!	59.0	50.6	49.1	47.1	52.3	
no	13.9	18.3	22.3	25.1	19.0	
yes	14.7	20.7	15.8	15.6	16.9	
YES!	12.4	10.4	12.7	12.1	11.8	
N of Valid	647	605	448	346	2046	
N of Miss	72	110	81	72	335	

Table 182: How much do each of the following statements describe your neighborhood? lots of empty or abandoned buildings





Response	6	8	10	12	Total	
NO!	66.9	58.1	53.9	53.4	59.2	
no	19.3	25.7	25.3	25.1	23.5	
yes	9.8	10.1	11.4	12.3	10.6	
YES!	4.0	6.1	9.4	9.1	6.7	
N of Valid	646	604	447	350	2047	
N of Miss	73	111	82	68	334	

Table 183: How much do each of the following statements describe your neighborhood? lots of graffiti





Response	6	8	10	12	Total	
NO!	76.6	70.3	60.7	60.3	68.4	
no	15.3	21.6	28.5	29.3	22.5	
yes	3.7	4.9	7.9	5.8	5.3	
YES!	4.5	3.2	2.9	4.6	3.8	
N of Valid	628	596	445	345	2014	
N of Miss	91	119	84	73	367	

Table 184: I feel safe in my neighborhood.

Response	6	8	10	12	Total	
NO!	14.8	12.8	9.5	12.4	12.6	
no	9.6	8.5	11.3	11.2	9.9	
yes	26.6	30.8	31.4	36.2	30.6	
YES!	49.0	47.8	47.9	40.2	46.9	
N of Valid	635	600	443	348	2026	
N of Miss	84	115	86	70	355	

Table 185: If a kid smoked marijuana in your neighborhood would he or she be caught by the police?

Response	6	8	10	12	Total	
NO!	19.7	27.5	35.9	34.1	28.1	
no	17.3	31.3	39.3	44.1	30.9	
yes	21.9	20.3	15.3	14.9	18.8	
YES!	41.1	20.8	9.5	6.9	22.2	
N of Valid	625	610	443	349	2027	
N of Miss	94	105	86	69	354	

Table 186: If a kid drank some beer, wine or hard liquor (for example, vodka, whiskey, or gin) in your neighborhood would he or she be caught by the police?

Response	6	8	10	12	Total	
NO!	21.0	29.7	39.3	35.8	30.2	
no	20.7	35.1	38.8	46.7	33.5	
yes	22.8	19.7	13.5	11.7	17.9	
YES!	35.6	15.6	8.4	5.7	18.5	
N of Valid	624	610	443	349	2026	
N of Miss	95	105	86	69	355	

Table 187: If a kid carried a handgun in your neighborhood would he or she be caught by the police?





Response	6	8	10	12	Total	
NO!	19.9	26.2	30.2	31.2	26.0	
no	14.8	24.3	34.0	36.4	25.6	
yes	20.6	22.4	20.0	20.3	20.9	
YES!	44.7	27.1	15.9	12.0	27.5	
N of Valid	622	608	441	349	2020	
N of Miss	97	107	88	69	361	

Table 188: If you wanted to get some cigarettes, how easy would it be for you to get some?





Response	6	8	10	12	Total	
Very hard	80.9	52.5	31.8	24.4	51.8	
Sort of hard	6.7	14.3	13.1	9.2	10.8	
Sort of easy	6.7	14.9	20.3	17.0	13.9	
Very easy	5.6	18.3	34.8	49.4	23.5	
N of Valid	608	596	434	348	1986	
N of Miss	111	119	95	70	395	

Table 189: If you wanted to get some beer, wine or hard liquor (for example, vodka, whiskey, or gin), how easy would it be for you to get some?





Response	6	8	10	12	Total	
Very hard	80.9	49.9	28.8	20.6	49.6	
Sort of hard	8.0	13.7	13.1	15.1	12.1	
Sort of easy	6.7	17.0	26.7	27.5	17.8	
Very easy	4.5	19.4	31.3	36.8	20.5	
N of Valid	601	593	434	345	1973	
N of Miss	118	122	95	73	408	

Table 190: If you wanted to get a drug like cocaine, LSD, or amphetamines, how easy would it be for you to get some?





Response	6	8	10	12	Total	
Very hard	93.8	81.2	66.6	56.2	77.4	
Sort of hard	2.7	9.6	17.3	18.7	10.8	
Sort of easy	1.5	5.1	8.3	13.3	6.1	
Very easy	2.0	4.1	7.8	11.8	5.6	
N of Valid	601	591	434	347	1973	
N of Miss	118	124	95	71	408	

Table 191: If you wanted to get a handgun, how easy would it be for you to get one?





Response	6	8	10	12	Total	
Very hard	81.9	64.7	51.8	43.2	63.4	
Sort of hard	6.8	13.1	15.9	18.2	12.7	
Sort of easy	5.3	8.0	14.5	19.0	10.5	
Very easy	6.0	14.3	17.7	19.6	13.4	
N of Valid	603	589	434	347	1973	
N of Miss	116	126	95	71	408	

Table 192: If you wanted to get some marijuana, how easy would it be for you to get some?





Response	6	8	10	12	Total	
Very hard	90.3	65.6	38.3	27.3	60.4	
Sort of hard	3.8	8.8	8.6	10.2	7.5	
Sort of easy	3.2	8.3	18.3	14.8	10.1	
Very easy	2.7	17.3	34.8	47.7	22.0	
N of Valid	598	590	431	344	1963	
N of Miss	121	125	98	74	418	

Table 193: If you wanted to get prescription drugs for the purpose of getting high, how easy would it be for you to get some?





Response	6	8	10	12	Total	
Very hard	87.6	68.3	45.9	36.1	63.6	
Sort of hard	4.8	11.1	13.0	14.7	10.2	
Sort of easy	3.2	9.2	16.5	19.1	10.7	
Very easy	4.3	11.4	24.6	30.1	15.4	
N of Valid	598	587	431	346	1962	
N of Miss	121	128	98	72	419	

Table 194: If you wanted to get synthetic marijuana such as K2 or chemical products such as bath salts to get high, how easy would it be for you to get some?





Response	6	8	10	12	Total	
Very hard	92.8	80.2	63.0	51.6	75.2	
Sort of hard	2.3	8.0	15.5	18.4	9.8	
Sort of easy	2.8	4.4	8.1	14.1	6.4	
Very easy	2.0	7.5	13.4	15.9	8.6	
N of Valid	600	590	432	347	1969	
N of Miss	119	125	97	71	412	

Table 195: If you wanted to get steroids to enhance athletic performance, how easy would it be for you to get some?





Response	6	8	10	12	Total	
Very hard	89.6	76.2	62.3	55.4	73.6	
Sort of hard	3.8	11.1	16.9	19.7	11.7	
Sort of easy	4.2	5.3	10.9	13.9	7.7	
Very easy	2.3	7.5	10.0	11.0	7.1	
N of Valid	599	588	432	345	1964	
N of Miss	120	127	97	73	417	

Table 196: During the past 12 months, have you participated in any alcohol prevention programs or seen any alcohol prevention messages in your school or community? Yes, a school-based program focused on preventing underage drinking and/or drinking and driving.



Response	6	8	10	12	Total	
No	72.5	82.9	84.9	85.2	80.6	
Yes	27.5	17.1	15.1	14.8	19.4	
N of Valid	719	715	529	418	2381	
N of Miss	0	0	0	0	0	

Table 197: During the past 12 months, have you participated in any alcohol prevention programs or seen any alcohol prevention messages in your school or community? Yes, a community-based program focused on preventing underage drinking and/or drinking and driving (for example, through your church or temple or through youth groups like Boys and Girls Club or 4-H).



Response	6	8	10	12	Total	
No	85.7	91.7	94.1	93.1	90.7	
Yes	14.3	8.3	5.9	6.9	9.3	
N of Valid	719	715	529	418	2381	
N of Miss	0	0	0	0	0	

Table 198: During the past 12 months, have you participated in any alcohol prevention programs or seen any alcohol prevention messages in your school or community? Yes, a media campaign addressing underage drinking and/or drinking and driving (for example, newspaper ads, posters, pamphlets, radio, TV).



Response	6	8	10	12	Total	
No	88.6	90.2	91.1	93.3	90.5	
Yes	11.4	9.8	8.9	6.7	9.5	
N of Valid	719	715	529	418	2381	
N of Miss	0	0	0	0	0	

Table 199: During the past 12 months, have you participated in any alcohol prevention programs or seen any alcohol prevention messages in your school or community? No



Response	6	8	10	12	Total	
No	50.2	43.5	45.0	40.4	45.3	
Yes	49.8	56.5	55.0	59.6	54.7	
N of Valid	719	715	529	418	2381	
N of Miss	0	0	0	0	0	



Table 200: How wrong do your parents feel it would be for YOU to: drink beer, wine or hard liquor (for example, vodka, whiskey or gin) regularly?





Response	6	8	10	12	Total	
Very wrong	94.8	84.9	79.2	72.0	84.5	
Wrong	3.6	8.7	10.7	16.3	8.8	
A little bit wrong	1.0	4.7	7.0	8.2	4.6	
Not wrong at all	0.6	1.8	3.0	3.5	2.0	
N of Valid	619	601	428	343	1991	
N of Miss	100	114	101	75	390	

Table 201: How wrong do your parents feel it would be for YOU to: smoke tobacco?





Response	6	8	10	12	Total	
Very wrong	96.3	89.8	87.1	72.1	88.2	
Wrong	2.8	6.3	7.3	16.0	7.1	
A little bit wrong	0.5	2.3	2.6	7.0	2.6	
Not wrong at all	0.5	1.5	3.1	4.9	2.1	
N of Valid	618	599	426	344	1987	
N of Miss	101	116	103	74	394	

Table 202: How wrong do your parents feel it would be for YOU to: smoke marijuana?





Response	6	8	10	12	Total	
Very wrong	96.7	91.8	87.8	79.8	90.4	
Wrong	1.6	4.9	6.6	11.4	5.4	
A little bit wrong	1.0	1.2	2.4	3.5	1.8	
Not wrong at all	0.7	2.2	3.3	5.3	2.5	
N of Valid	614	597	425	342	1978	
N of Miss	105	118	104	76	403	

Table 203: How wrong do your parents feel it would be for YOU to: use prescription drugs not prescribed to you?





Response	6	8	10	12	Total	
Very wrong	96.3	91.5	88.0	82.6	90.7	
Wrong	1.6	5.9	7.0	11.0	5.7	
A little bit wrong	1.0	1.5	1.4	2.6	1.5	
Not wrong at all	1.1	1.2	3.5	3.8	2.1	
N of Valid	615	597	426	345	1983	
N of Miss	104	118	103	73	398	

Table 204: How wrong do your parents feel it would be for YOU to: steal something worth more than \$5?





Response	6	8	10	12	Total	
Very wrong	90.6	84.8	85.2	83.2	86.4	
Wrong	6.8	11.4	10.3	11.3	9.7	
A little bit wrong	1.9	2.3	3.0	4.3	2.7	
Not wrong at all	0.6	1.5	1.4	1.2	1.2	
N of Valid	616	598	427	345	1986	
N of Miss	103	117	102	73	395	

Table 205: How wrong do your parents feel it would be for YOU to: draw graffiti, write things, or draw pictures on buildings or other property (without the owner's permission)?





Response	6	8	10	12	Total	
Very wrong	91.2	84.6	83.4	79.9	85.6	
Wrong	5.7	10.2	9.8	13.7	9.3	
A little bit wrong	2.1	2.3	4.7	4.7	3.2	
Not wrong at all	1.0	2.8	2.1	1.7	1.9	
N of Valid	616	599	427	344	1986	
N of Miss	103	116	102	74	395	

Table 206: How wrong do your parents feel it would be for YOU to: pick a fight with someone?





Response	6	8	10	12	Total	
Very wrong	77.1	64.4	63.7	65.0	68.3	
Wrong	14.3	22.2	23.2	19.0	19.4	
A little bit wrong	5.0	9.2	10.3	13.1	8.8	
Not wrong at all	3.6	4.2	2.8	2.9	3.5	
N of Valid	616	599	427	343	1985	
N of Miss	103	116	102	75	396	

Table 207: During the past 12 months, have you talked with at least one of your parents about the dangers of underage drinking and/or drinking and driving? By parents, we mean either your biological parents, adoptive parents, stepparents, or adult guardians - whether or not they live with you.



Response	6	8	10	12	Total	
No	52.1	56.7	63.9	61.0	57.6	
Yes	47.9	43.3	36.1	39.0	42.4	
N of Valid	559	571	407	326	1863	
N of Miss	160	144	122	92	518	

Table 208: The rules in my family are clear.





Response	6	8	10	12	Total	
NO!	7.8	4.7	5.1	5.2	5.8	
no	4.0	6.2	10.5	9.3	7.0	
yes	22.2	32.6	35.5	34.7	30.4	
YES!	66.1	56.6	48.8	50.7	56.8	
N of Valid	604	599	428	343	1974	
N of Miss	115	116	101	75	407	

Table 209: People in my family often insult or yell at each other.

Response	6	8	10	12	Total	
NO!	39.5	28.9	22.0	24.3	29.8	
no	29.9	35.2	38.8	37.2	34.7	
yes	19.3	23.8	25.9	27.9	23.6	
YES!	11.2	12.1	13.3	10.6	11.8	
N of Valid	605	596	428	341	1970	
N of Miss	114	119	101	77	411	

Table 210: When I am not at home, one of my parents knows where I am and who I am with.

Response	6	8	10	12	Total	
NO!	8.7	4.4	4.0	5.0	5.7	
no	4.8	4.5	6.3	10.3	6.0	
yes	20.8	30.5	38.4	37.6	30.5	
YES!	65.7	60.6	51.3	47.1	57.8	
N of Valid	600	597	427	340	1964	
N of Miss	119	118	102	78	417	

Table 211: We argue about the same things in my family over and over.

Response	6	8	10	12	Total	
NO!	46.6	31.4	19.9	21.8	31.9	
no	28.3	33.6	36.2	35.4	32.9	
yes	13.4	23.2	29.6	28.0	22.4	
YES!	11.7	11.8	14.4	14.7	12.8	
N of Valid	597	595	423	339	1954	
N of Miss	122	120	106	79	427	

Table 212: If you drank some beer or wine or liquor (for example, vodka, whiskey, or gin) without your parents' permission, would you be caught by your parents?

Response	6	8	10	12	Total	
NO!	17.8	17.9	19.1	21.9	18.8	
no	6.5	17.3	32.8	38.3	21.0	
yes	11.3	19.3	20.8	20.5	17.4	
YES!	64.5	45.5	27.4	19.3	42.8	
N of Valid	602	591	424	342	1959	
N of Miss	117	124	105	76	422	

Table 213: My family has clear rules about alcohol and drug use.

Response	6	8	10	12	Total	
NO!	11.0	8.1	7.1	9.5	9.0	
no	6.0	9.3	11.1	13.9	9.4	
yes	12.6	21.9	32.0	32.8	23.1	
YES!	70.4	60.8	49.9	43.8	58.4	
N of Valid	601	594	425	338	1958	
N of Miss	118	121	104	80	423	

Table 214: If you carried a handgun without your parents' permission, would you be caught by your parents?

Response	6	8	10	12	Total	
NO!	13.2	11.8	14.9	15.3	13.5	
no	5.9	8.6	16.1	23.9	12.1	
yes	11.7	18.6	19.9	20.6	17.1	
YES!	69.2	60.9	49.1	40.1	57.3	
N of Valid	597	591	422	339	1949	
N of Miss	122	124	107	79	432	

Table 215: If you skipped school would you be caught by your parents?





Response	6	8	10	12	Total	
NO!	13.0	9.1	14.7	15.2	12.6	
no	5.0	10.6	16.6	25.0	12.7	
yes	13.9	23.1	25.7	24.7	21.1	
YES!	68.1	57.2	43.0	35.1	53.6	
N of Valid	598	593	421	336	1948	
N of Miss	121	122	108	82	433	

Table 216: My parents ask if I've gotten my homework done.





Response	6	8	10	12	Total	
NO!	7.9	8.8	11.9	18.6	10.9	
no	4.0	8.7	17.1	19.5	11.0	
yes	18.4	28.2	31.0	34.3	26.9	
YES!	69.7	54.3	40.0	27.5	51.3	
N of Valid	597	588	420	338	1943	
N of Miss	122	127	109	80	438	

Table 217: People in my family have serious arguments.





Response	6	8	10	12	Total	
NO!	48.1	37.1	26.4	26.2	36.3	
no	24.9	34.1	42.3	42.9	34.6	
yes	13.3	15.9	18.3	19.0	16.2	
YES!	13.8	12.9	13.1	11.9	13.0	
N of Valid	595	590	421	336	1942	
N of Miss	124	125	108	82	439	

Table 218: Would your parents know if you did not come home on time?

Response	6	8	10	12	Total	
NO!	9.2	9.1	7.6	9.5	8.9	
no	6.1	11.8	11.8	13.6	10.4	
yes	18.7	25.5	32.0	34.4	26.4	
YES!	66.1	53.5	48.6	42.4	54.3	
N of Valid	595	591	422	337	1945	
N of Miss	124	124	107	81	436	

Table 219: Have any of your brothers or sisters ever: drunk beer, wine or hard liquor (for example, vodka, whiskey or gin)?

Response	6	8	10	12	Total	
No	79.7	57.6	45.0	42.4	58.9	
Yes	16.9	38.6	51.4	54.1	37.5	
I don't have any brothers or sisters	3.4	3.7	3.5	3.5	3.5	
N of Valid	591	590	424	340	1945	
N of Miss	128	125	105	78	436	

Table 220: Have any of your brothers or sisters ever: smoked marijuana?

Response	6	8	10	12	Total	
No	91.2	78.3	62.1	57.5	75.1	
Yes	5.2	18.0	34.1	39.2	21.3	
I don't have any brothers or sisters	3.5	3.7	3.8	3.2	3.6	
N of Valid	592	590	425	339	1946	
N of Miss	127	125	104	79	435	

Table 221: Have any of your brothers or sisters ever: smoked cigarettes?

Response	6	8	10	12	Total	
No	82.7	67.4	58.8	55.9	68.2	
Yes	13.4	29.0	37.6	40.9	28.2	
I don't have any brothers or sisters	3.9	3.6	3.6	3.2	3.6	
N of Valid	590	586	420	340	1936	
N of Miss	129	129	109	78	445	

Table 222: Have any of your brothers or sisters ever: taken a handgun to school?




Response	6	8	10	12	Total	
No	94.9	93.9	92.9	93.5	93.9	
Yes	1.9	2.2	3.8	3.2	2.6	
I don't have any brothers or sisters	3.2	3.9	3.3	3.2	3.5	
N of Valid	591	586	423	339	1939	
N of Miss	128	129	106	79	442	

Table 223: Have any of your brothers or sisters ever: been suspended or expelled from school?




Response	6	8	10	12	Total	
No	71.3	58.2	53.6	62.1	61.9	
Yes	25.2	38.1	42.6	34.7	34.5	
I don't have any brothers or sisters	3.5	3.8	3.8	3.2	3.6	
N of Valid	592	586	425	340	1943	
N of Miss	127	129	104	78	438	

Table 224: Have you changed homes in the past year (the last 12 months)?



Response	6	8	10	12	Total	
No	70.1	73.1	72.0	79.3	73.1	
Yes	29.9	26.9	28.0	20.7	26.9	
N of Valid	589	592	425	343	1949	
N of Miss	130	123	104	75	432	

Table 225: How many times have you changed homes since kindergarten?






Response	6	8	10	12	Total	
Never	38.8	31.1	23.3	33.5	32.2	
1 or 2 times	28.7	30.5	29.2	27.7	29.2	
3 or 4 times	17.3	19.3	24.0	19.2	19.7	
5 or 6 times	8.3	10.7	12.8	11.4	10.6	
7 or more times	6.8	8.5	10.7	8.2	8.4	
N of Valid	588	591	421	343	1943	
N of Miss	131	124	108	75	438	



Table 226: Have you changed schools (including changing from elementary to middle and middle to high school) in the past year?



Response	6	8	10	12	Total	
No	52.4	59.3	69.5	79.5	63.0	
Yes	47.6	40.7	30.5	20.5	37.0	
N of Valid	582	587	417	342	1928	
N of Miss	137	128	112	76	453	

Table 227: How many times have you changed schools since kindergarten (including changing from elementary to middle and middle to high school)?






Response	6	8	10	12	Total	
Never	43.2	29.4	19.3	28.7	31.3	
1 or 2 times	28.5	29.6	20.2	19.6	25.5	
3 or 4 times	16.9	25.5	39.8	33.0	27.3	
5 or 6 times	7.8	8.0	11.0	13.2	9.5	
7 or more times	3.6	7.4	9.8	5.6	6.4	
N of Valid	586	591	420	342	1939	
N of Miss	133	124	109	76	442	

Table 228: Has anyone in your family ever had severe alcohol or drug problems?



Response	6	8	10	12	Total	
No	78.5	67.3	58.6	52.8	66.3	
Yes	21.5	32.7	41.4	47.2	33.7	
N of Valid	591	587	423	343	1944	
N of Miss	128	128	106	75	437	

Table 229: About how many adults (over 21) have you known personally who in the past year have: used marijuana, crack, cocaine, or other drugs?






Response	6	8	10	12	Total	
0	80.3	60.9	43.8	40.2	59.4	
1	9.7	13.6	15.2	13.8	12.8	
2	2.9	10.2	10.2	11.7	8.3	
03/04/13	2.0	4.6	9.5	9.7	5.8	
5	5.1	10.7	21.2	24.6	13.7	
N of Valid	589	588	420	341	1938	
N of Miss	130	127	109	77	443	

Table 230: About how many adults (over 21) have you known personally who in the past year have: sold or dealt drugs?






Response	6	8	10	12	Total	
0	86.2	66.8	55.4	51.0	67.5	
1	5.8	12.6	12.9	13.6	10.8	
2	1.9	6.3	11.7	9.7	6.7	
03/04/13	2.7	6.0	4.5	9.4	5.3	
5	3.4	8.2	15.5	16.2	9.7	
N of Valid	588	585	419	339	1931	
N of Miss	131	130	110	79	450	

Table 231: About how many adults (over 21) have you known personally who in the past year have: done other things that could get them in trouble with the police, like stealing, selling stolen goods, mugging or assaulting others, etc.?






Response	6	8	10	12	Total	
0	80.8	64.4	53.1	54.4	65.2	
1	9.2	11.8	12.1	10.9	10.9	
2	3.9	7.0	10.2	8.8	7.1	
03/04/13	2.0	5.0	6.9	7.1	4.9	
5	4.1	11.8	17.6	18.8	12.0	
N of Valid	589	584	420	340	1933	
N of Miss	130	131	109	78	448	

Table 232: About how many adults (over 21) have you known personally who in the past year have: gotten drunk or high?






Response	6	8	10	12	Total	
0	68.1	40.4	24.1	27.1	43.0	
1	13.2	15.9	16.9	10.6	14.4	
2	5.4	11.1	11.2	8.8	9.0	
03/04/13	3.7	8.9	11.0	12.1	8.3	
5	9.5	23.6	36.8	41.5	25.3	
N of Valid	589	584	419	340	1932	
N of Miss	130	131	110	78	449	

Table 233: Have you seen or heard information about underage drinking in the past 12 months from the following sources? Radio



Response	6	8	10	12	Total	
No	48.6	49.4	57.8	49.7	51.0	
Yes	51.4	50.6	42.2	50.3	49.0	
N of Valid	593	599	419	338	1949	
N of Miss	126	116	110	80	432	

Table 234: Have you seen or heard information about underage drinking in the past 12 months from the following sources? TV.



Response	6	8	10	12	Total	
No	30.3	26.8	28.2	23.3	27.5	
Yes	69.7	73.2	71.8	76.7	72.5	
N of Valid	595	593	419	343	1950	
N of Miss	124	122	110	75	431	

Table 235: Have you seen or heard information about underage drinking in the past 12 months from the following sources? Print. This includes information on underage drinking you may have seen in the newspaper, on a billboard, in pamphlets, on stickers, etc.



Response	6	8	10	12	Total	
No	54.7	50.2	47.9	45.3	50.2	
Yes	45.3	49.8	52.1	54.7	49.8	
N of Valid	587	594	420	340	1941	
N of Miss	132	121	109	78	440	

Table 236: Have you seen or heard information about underage drinking in the past 12 months from the following sources? Website or social media? (Facebook, Myspace, website, etc.)



Response	6	8	10	12	Total	
No	53.1	40.9	43.1	39.1	44.8	
Yes	46.9	59.1	56.9	60.9	55.2	
N of Valid	589	594	420	340	1943	
N of Miss	130	121	109	78	438	

Table 237: The next questions ask about your opinions of the information you saw or heard. If you have seen or heard more than one ad, please think about your favorite ad when answering these questions. The information about underage drinking that I saw or heard was convincing.






Response	6	8	10	12	Total	
NO!	34.5	26.7	21.5	20.5	26.8	
no	8.1	12.5	20.6	19.9	14.2	
yes	11.0	22.7	27.6	34.2	22.3	
YES!	26.4	23.8	14.3	15.2	21.0	
I have not seen or heard any ads about underage drinking in the past 12 months.	20.0	14.4	16.0	10.2	15.7	
N of Valid	580	585	413	342	1920	
N of Miss	139	130	116	76	461	

Table 238: The next questions ask about your opinions of the information you saw or heard. If you have seen or heard more than one ad, please think about your favorite ad when answering these questions. The information about underage drinking that I saw or heard grabbed my attention.






Response	6	8	10	12	Total	
NO!	31.6	21.7	19.8	16.7	23.4	
no	8.4	16.4	22.4	21.3	16.2	
yes	14.5	21.7	24.3	32.2	22.0	
YES!	28.1	25.8	18.8	19.9	23.9	
I have not seen or heard any ads about underage drinking in the past 12 months.	17.4	14.4	14.7	9.9	14.6	
N of Valid	580	585	415	342	1922	
N of Miss	139	130	114	76	459	

Table 239: The next questions ask about your opinions of the information you saw or heard. If you have seen or heard more than one ad, please think about your favorite ad when answering these questions. The information about underage drinking that I saw or heard said something important to me.

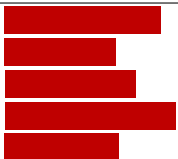
Response	6	8	10	12	Total	
NO!	30.0	21.9	21.3	16.7	23.3	
no	6.8	15.5	24.7	20.8	15.8	
yes	11.1	18.2	19.9	32.5	19.0	
YES!	31.9	28.4	18.4	19.3	25.7	
I have not seen or heard any ads about underage drinking in the past 12 months.	20.3	16.0	15.7	10.8	16.3	
N of Valid	577	581	413	342	1913	
N of Miss	142	134	116	76	468	

Table 240: The next questions ask about your opinions of the information you saw or heard. If you have seen or heard more than one ad, please think about your favorite ad when answering these questions. Seeing or hearing this information about underage drinking made me want to stop or decrease my drinking.



Response	6	8	10	12	Total	
NO!	30.8	25.5	24.6	21.5	26.2	
no	4.7	12.2	17.6	22.7	13.1	
yes	6.1	12.0	17.1	24.8	13.7	
YES!	25.9	23.0	18.8	18.6	22.2	
I have not seen or heard any ads about underage drinking in the past 12 months.	32.4	27.3	22.0	12.4	24.9	
N of Valid	555	565	410	339	1869	
N of Miss	164	150	119	79	512	

Table 241: How honest were you in filling out this survey?

Response	6	8	10	12	Total	
I was very honest	84.5	75.0	85.0	77.0	80.4	
I was honest pretty much of the time	12.5	19.9	10.7	17.0	15.2	
I was honest some of the time	2.7	3.6	3.0	5.2	3.5	
I was honest once in a while	0.3	1.5	1.2	0.9	1.0	
I was not honest at all	0.0	0.0	0.0	0.0	0.0	
N of Valid	592	607	428	348	1975	
N of Miss	127	108	101	70	406	