

# 2019 APNA

## Arkansas Prevention Needs Assessment Survey

### Region 6 Frequency Distribution Tables

Counties: Conway, Faulkner, Johnson, Perry, Pope, Yell

Arkansas Department of Human Services,  
Division of Aging, Adults, and Behavioral  
Health Services  
And  
University of Arkansas at Little Rock  
MidSOUTH Center for Prevention and Training



## Contents

1	INTRODUCTION	11
2	PERCENTAGE TABLES	15

## List of Frequency Distribution Tables

1	Gender	16
2	Age	16
3	Are you Hispanic or Latino?	16
4	What is your race? Black or African American	17
5	What is your race? Asian	17
6	What is your race? American Indian	17
7	What is your race? Alaska Native	17
8	What is your race? White	18
9	What is your race? Native Hawaiian or Other Pacific Islander	18
10	What is your race? Other	18
11	What is the highest level of schooling completed by your mother or father?	19
12	Think of where you live most of the time. Which of the following people live there with you? Mother	19
13	Think of where you live most of the time. Which of the following people live there with you? Stepmother	19
14	Think of where you live most of the time. Which of the following people live there with you? Foster Mother	20
15	Think of where you live most of the time. Which of the following people live there with you? Grandmother	20
16	Think of where you live most of the time. Which of the following people live there with you? Aunt	20
17	Think of where you live most of the time. Which of the following people live there with you? Father	20
18	Think of where you live most of the time. Which of the following people live there with you? Stepfather	21
19	Think of where you live most of the time. Which of the following people live there with you? Foster Father	21
20	Think of where you live most of the time. Which of the following people live there with you? Grandfather	21
21	Think of where you live most of the time. Which of the following people live there with you? Uncle	21
22	Think of where you live most of the time. Which of the following people live there with you? Other Adults	22
23	Think of where you live most of the time. Which of the following people live there with you? Brother(s)	22
24	Think of where you live most of the time. Which of the following people live there with you? Stepbrother(s)	22
25	Think of where you live most of the time. Which of the following people live there with you? Sister(s)	22
26	Think of where you live most of the time. Which of the following people live there with you? Stepsister(s)	23

27	Think of where you live most of the time. Which of the following people live there with you? Other Children . . . . .	23
28	In my school, students have lots of chances to help decide things like class activities and rules. . . . .	23
29	Teachers ask me to work on special classroom projects. . . . .	23
30	My teacher(s) notices when I am doing a good job and lets me know about it. . . . .	24
31	There are lots of chances for students in my school to get involved in sports, clubs, and other school activities outside of class. . . . .	24
32	There are lots of chances for students in my school to talk with a teacher one-on-one. . . . .	24
33	I feel safe at my school. . . . .	25
34	The school lets my parents know when I have done something well. . . . .	25
35	My teachers praise me when I work hard in school. . . . .	25
36	Are your school grades better than the grades of most students in your class? . . . . .	26
37	I have lots of chances to be part of class discussions or activities. . . . .	26
38	Now thinking back over the past year in school, how often did you: enjoy being in school? . . . . .	26
39	Now thinking back over the past year in school, how often did you: hate being in school? . . . . .	27
40	Now thinking back over the past year in school, how often did you: try to do your best work in school? . . . . .	27
41	How often do you feel that the school work you are assigned is meaningful and important? . . . . .	27
42	Putting them all together, what were your grades like last year? . . . . .	28
43	How important do you think the things you are learning in school are going to be for your later life? . . . . .	28
44	During the LAST FOUR WEEKS how many whole days of school have you missed because you skipped or "cut"? . . . . .	28
45	What are the chances you would be seen as cool if you: smoked cigarettes? . . . . .	29
46	What are the chances you would be seen as cool if you: worked hard at school? . . . . .	29
47	What are the chances you would be seen as cool if you: began drinking alcoholic beverages regularly, that is, at least once or twice a month? . . . . .	29
48	What are the chances you would be seen as cool if you: defended someone who was being bullied? . . . . .	30
49	What are the chances you would be seen as cool if you: smoked marijuana? . . . . .	30
50	What are the chances you would be seen as cool if you: carried a handgun? . . . . .	30
51	What are the chances you would be seen as cool if you: used e-cigarettes, e-cigars or e-hookahs (vaping)? . . . . .	31

52	What are the chances you would be seen as cool if you: bullied someone or cyber bullied someone? . . . . .	31
53	Think of your four best friends (the friends you feel closest to). In the past year (12 months), how many of your best friends have: participated in clubs, organizations or activities at school? . . . . .	31
54	Think of your four best friends (the friends you feel closest to). In the past year (12 months), how many of your best friends have: smoked cigarettes? . . . . .	32
55	Think of your four best friends (the friends you feel closest to). In the past year (12 months), how many of your best friends have: tried beer, wine or hard liquor (for example, vodka, whiskey, or gin) when their parents didn't know about it? . . . . .	32
56	Think of your four best friends (the friends you feel closest to). In the past year (12 months), how many of your best friends have: used e-cigarettes, e-cigars, or e-hookahs? . . . . .	32
57	Think of your four best friends (the friends you feel closest to). In the past year (12 months), how many of your best friends have: used marijuana? . . . . .	33
58	Think of your four best friends (the friends you feel closest to). In the past year (12 months), how many of your best friends have: used prescription drugs or non-prescription drugs for the purpose of getting high? . . . . .	33
59	Think of your four best friends (the friends you feel closest to). In the past year (12 months), how many of your best friends have: used synthetic marijuana (K2, spice) or bath salts? . . . . .	33
60	Think of your four best friends (the friends you feel closest to). In the past year (12 months), how many of your best friends have: used LSD, cocaine, amphetamines, or other illegal drugs? . . . . .	34
61	Think of your four best friends (the friends you feel closest to). In the past year (12 months), how many of your best friends have: been bullied? . . . . .	34
62	Think of your four best friends (the friends you feel closest to). In the past year (12 months), how many of your best friends have: been suspended from school? . . . . .	34
63	Think of your four best friends (the friends you feel closest to). In the past year (12 months), how many of your best friends have: carried a handgun? . . . . .	35
64	Think of your four best friends (the friends you feel closest to). In the past year (12 months), how many of your best friends have: sold illegal drugs? . . . . .	35
65	Think of your four best friends (the friends you feel closest to). In the past year (12 months), how many of your best friends have: regularly attended religious services? . . . . .	35

66	Think of your four best friends (the friends you feel closest to). In the past year (12 months), how many of your best friends have: stolen or tried to steal a motor vehicle such as a car or motorcycle?	36
67	Think of your four best friends (the friends you feel closest to). In the past year (12 months), how many of your best friends have: been arrested?	36
68	Think of your four best friends (the friends you feel closest to). In the past year (12 months), how many of your best friends have: dropped out of school?	36
69	Think of your four best friends (the friends you feel closest to). In the past year (12 months), how many of your best friends have: been members of a gang?	37
70	How old were you when you first: smoked marijuana?	37
71	How old were you when you first: smoked a cigarette, even just a puff?	38
72	How old were you when you first: had more than a sip or two of beer, wine or hard liquor (for example, vodka, whiskey, or gin)?	38
73	How old were you when you first: began drinking alcoholic beverages regularly, that is, at least once or twice a month?	39
74	How old were you when you first: used Pegaramide (peg, Peggy)?	39
75	How old were you when you first: got suspended from school?	40
76	How old were you when you first: got arrested?	40
77	How old were you when you first: carried a handgun?	41
78	How old were you when you first: used e-cigarettes, e-cigars, or e-hookahs (vaping)?	41
79	How old were you when you first: belonged to a gang?	42
80	How old were you when you first: used prescription drugs not prescribed to you?	42
81	How wrong do you think it is for someone your age to: take a handgun to school?	43
82	How wrong do you think it is for someone your age to: steal anything?	43
83	How wrong do you think it is for someone your age to: pick a fight with someone?	43
84	How wrong do you think it is for someone your age to: attack someone with the idea of seriously hurting them?	44
85	How wrong do you think it is for someone your age to: stay away from school all day when their parents think they are at school?	44
86	How wrong do you think it is for someone your age to: drink beer, wine or hard liquor (for example, vodka, whiskey, or gin) regularly?	44
87	How wrong do you think it is for someone your age to: smoke cigarettes?	45
88	How wrong do you think it is for someone your age to: smoke marijuana?	45

89	How wrong do you think it is for someone your age to: use prescription drugs or non-prescription drugs for the purpose of getting high?	45
90	How wrong do you think it is for someone your age to: use synthetic marijuana (K2, spice) or bath salts?	46
91	How wrong do you think it is for someone your age to: use LSD, cocaine, amphetamines or another illegal drug?	46
92	How wrong do you think it is for someone your age to: use e-cigarettes, e-cigars or e-hookahs (vaping)?	46
93	At school during the past 12 months, did you receive help from the resource teacher, speech therapist or other special education teacher?	47
94	How many times in the past year (12 months) have you: been suspended from school?	47
95	How many times in the past year (12 months) have you: carried a handgun?	47
96	How many times in the past year (12 months) have you: sold illegal drugs?	48
97	How many times in the past year (12 months) have you: stolen or tried to steal a motor vehicle such as a car or motorcycle?	48
98	How many times in the past year (12 months) have you: participated in clubs, organizations or activities at school?	48
99	How many times in the past year (12 months) have you: been arrested?	49
100	How many times in the past year (12 months) have you: attacked someone with the idea of seriously hurting them?	49
101	How many times in the past year (12 months) have you: been drunk or high at school?	49
102	How many times in the past year (12 months) have you: taken a handgun to school?	50
103	How many times in the past year (12 months) have you: used e-cigarettes, e-cigars, or e-hookahs (vaping)?	50
104	Are you currently on probation, or assigned a probation officer with Juvenile Court?	50
105	Have you ever belonged to a gang?	51
106	If you have ever belonged to a gang, did that gang have a name?	51
107	You are at a party at someone's house, and one of your friends offers you a drink containing alcohol. What would you say or do?	51
108	How often do you attend religious services or activities?	52
109	I think sometimes it's okay to cheat at school.	52
110	It is important to think before you act.	52
111	Sometimes I think that life is not worth it.	53
112	At times I think I am no good at all.	53
113	All in all, I am inclined to think that I am a failure.	53
114	In the past year, have you felt depressed or sad MOST days, even if you felt okay sometimes?	54
115	It is all right to beat up people if they start the fight.	54



116	I think it is okay to take something without asking if you can get away with it. . . . .	54
117	Where do you get the most information about living a drug and alcohol free life? Parents/guardians . . . . .	55
118	Where do you get the most information about living a drug and alcohol free life? Friends . . . . .	55
119	Where do you get the most information about living a drug and alcohol free life? Family members . . . . .	55
120	Where do you get the most information about living a drug and alcohol free life? School . . . . .	56
121	Where do you get the most information about living a drug and alcohol free life? Internet . . . . .	56
122	Where do you get the most information about living a drug and alcohol free life? TV . . . . .	56
123	Where do you get the most information about living a drug and alcohol free life? Social media . . . . .	57
124	How much do you think people risk harming themselves (physically or in other ways) if they: smoked one or more packs of cigarettes per day? . . . . .	57
125	How much do you think people risk harming themselves (physically or in other ways) if they: try marijuana once or twice? . . . . .	57
126	How much do you think people risk harming themselves (physically or in other ways) if they: smoke marijuana once or twice a week? . . . . .	58
127	How much do you think people risk harming themselves (physically or in other ways) if they: take one or two drinks of an alcoholic beverage (beer, wine, liquor) nearly every day? . . . . .	58
128	How much do you think people risk harming themselves (physically or in other ways) if they: have five or more drinks of an alcoholic beverage once or twice a weekend? . . . . .	58
129	How much do you think people risk harming themselves (physically or in other ways) if they: use prescription drugs that are not prescribed to them? . . . . .	59
130	How much do you think people risk harming themselves (physically or in other ways) if they: use non-prescription drugs to get high? . . . . .	59
131	How much do you think people risk harming themselves (physically or in other ways) if they: use e-cigarettes, e-cigars, or e-hookahs? . . . . .	59
132	Have you ever used smokeless tobacco (chew, snuff, plug, dipping tobacco, or chewing tobacco)? . . . . .	60
133	How often have you used smokeless tobacco during the past 30 days? . . . . .	60
134	Have you ever smoked cigarettes? . . . . .	60
135	How frequently have you smoked cigarettes during the past 30 days? . . . . .	61
136	Which statement best describes rules about smoking inside your home or your family cars? . . . . .	61
137	Have you ever used e-cigarettes, e-cigars, or e-hookahs (vaping)? . . . . .	61

138	How frequently have you used e-cigarettes, e-cigars, or e-hookahs (vaping)? . . . . .	62
139	During this school year, were you taught in any of your classes about the dangers of tobacco use? . . . . .	62
140	During the past 12 months, have you participated in any community activities to discourage people your age from using cigarettes, chewing tobacco, snuff, dip or cigars, e-cigarettes, e-cigars, or e-hookahs? . . . . .	62
141	Think back over the last two weeks. How many times have you had five or more alcoholic drinks in a row? . . . . .	63
142	During the past 30 days, how many times did you ride in a car or other vehicle driven by someone who had been drinking alcohol or using drugs to get high? . . . . .	63
143	During the past 30 days, how many times did you drive a car or other vehicle when you had been drinking alcohol or using drugs to get high? . . . . .	63
144	If you drank alcohol (not just a sip or taste) in the past year, where did you usually drink it? . . . . .	64
145	How do you feel about someone your age having one or two drinks of an alcoholic beverage nearly every day? . . . . .	64
146	On how many occasions have you had alcoholic beverages (beer, wine or hard liquor) to drink in your lifetime - more than just a few sips? . . . . .	64
147	On how many occasions have you drunk one or more drinks of an alcoholic beverage during the past 30 days? . . . . .	65
148	On how many occasions have you used marijuana (grass, pot) or hashish (hash, hash oil) in your lifetime? . . . . .	65
149	On how many occasions have you used marijuana (grass, pot) or hashish (hash, hash oil) during the past 30 days? . . . . .	65
150	On how many occasions have you used LSD or other psychedelics in your lifetime? . . . . .	66
151	On how many occasions have you used LSD or other psychedelics during the past 30 days? . . . . .	66
152	On how many occasions have you used cocaine or crack in your lifetime? . . . . .	66
153	On how many occasions have you used cocaine or crack during the past 30 days? . . . . .	67
154	On how many occasions have you sniffed glue, breathed the contents of an aerosol spray can, or inhaled other gases or sprays, in order to get high in your lifetime? . . . . .	67
155	On how many occasions have you sniffed glue, breathed the contents of an aerosol spray can, or inhaled other gases or sprays, in order to get high during the past 30 days? . . . . .	67
156	On how many occasions have you used Pegaramide (peg, Peggy, etc.) in your lifetime? . . . . .	68

157	On how many occasions have you used Pegaramide (peg, Peggy, etc.) during the past 30 days? . . . . .	68
158	On how many occasions have you used synthetic marijuana (K2, spice) in your lifetime? . . . . .	68
159	On how many occasions have you used synthetic marijuana (K2, spice) during the past 30 days? . . . . .	69
160	On how many occasions have you used methamphetamines (meth, speed, crank, crystal meth) in your lifetime? . . . . .	69
161	On how many occasions have you used methamphetamines (meth, speed, crank, crystal meth) in the past 30 days? . . . . .	69
162	On how many occasions have you used other chemical products (bath salts, plant food, etc.) in your lifetime? . . . . .	70
163	On how many occasions have you used other chemical products (bath salts, plant food, etc.) during the past 30 days? . . . . .	70
164	On how many occasions have you used heroin or other opiates in your lifetime? . . . . .	70
165	On how many occasions have you used heroin or other opiates during the past 30 days? . . . . .	71
166	On how many occasions have you used MDMA ('X', 'E', or ecstasy) in your lifetime? . . . . .	71
167	On how many occasions have you used MDMA ('X', 'E', or ecstasy) during the past 30 days? . . . . .	71
168	On how many occasions have you taken prescription drugs (such as Valium, Xanax, Ritalin, Adderall, OxyContin, Tramadol, or sleeping pills) not prescribed to you in your lifetime? . . . . .	72
169	On how many occasions have you taken prescription drugs (such as Valium, Xanax, Ritalin, Adderall, OxyContin, Tramadol, or sleeping pills) not prescribed to you during the past 30 days? . . . . .	72
170	On how many occasions have you taken non-prescription medicines such as diet pills (for example, Dietac, Dexatrim or Prolamine), stay-awake pills (for example No-Doz, Vivarin, or Wake), or cough or cold medicines (robos, DXM, etc.) to get high in your lifetime? . . . . .	72
171	On how many occasions have you taken non-prescription medicines such as diet pills (for example, Dietac, Dexatrim or Prolamine), stay-awake pills (for example No-Doz, Vivarin, or Wake), or cough or cold medicines (robos, DXM, etc.) to get high during the past 30 days? . . . . .	73
172	On how many occasions have you been drunk or very high from drinking alcoholic beverages during the past 30 days? . . . . .	73
173	On how many occasions have you drunk flavored alcoholic beverages, sometimes called 'alcopops' (like Mike's Hard Lemonade, Smirnoff Ice, Bacardi Breezers, etc.) in your lifetime? . . . . .	73
174	On how many occasions have you drunk flavored alcoholic beverages, sometimes called 'alcopops' (like Mike's Hard Lemonade, Smirnoff Ice, Bacardi Breezers, etc.) during the past 30 days? . . . . .	74

175	If you smoked cigarettes (not just a puff or drag) in the past year, how did you usually get them? . . . . .	74
176	If you used e-cigarettes, e-cigars, or e-hookahs (not just a puff or drag) in the past year, how did you usually get them? - I did not use e-cigarettes, e-cigars, or e-hookahs in the past year . . . . .	75
177	If you used e-cigarettes, e-cigars, or e-hookahs (not just a puff or drag) in the past year, how did you usually get them? - I bought them in a store such as a convenience store, supermarket, discount store, or gas station . . . . .	75
178	If you used e-cigarettes, e-cigars, or e-hookahs (not just a puff or drag) in the past year, how did you usually get them? - I got them on the Internet . . . . .	75
179	If you used e-cigarettes, e-cigars, or e-hookahs (not just a puff or drag) in the past year, how did you usually get them? - I got them at a store that sells electronic cigarettes, such as a "vape shop" . . . . .	75
180	If you used e-cigarettes, e-cigars, or e-hookahs (not just a puff or drag) in the past year, how did you usually get them? - I got them from a family member . . . . .	76
181	If you used e-cigarettes, e-cigars, or e-hookahs (not just a puff or drag) in the past year, how did you usually get them? - I got them from a friend . . . . .	76
182	If you used e-cigarettes, e-cigars, or e-hookahs (not just a puff or drag) in the past year, how did you usually get them? - A stranger got them for me . . . . .	76
183	If you used e-cigarettes, e-cigars, or e-hookahs (not just a puff or drag) in the past year, how did you usually get them? - I took them from a store or shop . . . . .	76
184	If you used e-cigarettes, e-cigars, or e-hookahs (not just a puff or drag) in the past year, how did you usually get them? - I got them some other way . . . . .	77
185	If you used marijuana (grass, pot) (not just a puff or drag) in the past year, how did you usually get it? - I did not use marijuana (grass, pot) in the past year . . . . .	77
186	If you used marijuana (grass, pot) (not just a puff or drag) in the past year, how did you usually get it? - I bought it myself . . . . .	77
187	If you used marijuana (grass, pot) (not just a puff or drag) in the past year, how did you usually get it? - I got it from someone at school . . . . .	77
188	If you used marijuana (grass, pot) (not just a puff or drag) in the past year, how did you usually get it? - I got it from someone with a medical marijuana card . . . . .	78
189	If you used marijuana (grass, pot) (not just a puff or drag) in the past year, how did you usually get it? - I got it from my brother or sister . . . . .	78

190	If you used marijuana (grass, pot) (not just a puff or drag) in the past year, how did you usually get it? - I got it from another relative	78
191	If you used marijuana (grass, pot) (not just a puff or drag) in the past year, how did you usually get it? - Other	78
192	If you drank alcohol (not just a sip or taste) in the past year, how did you usually get it?	79
193	If you used prescription drugs or over the counter drugs without a doctor telling you to use it or for the purpose of getting high, where did you get these drugs? - Did not use	79
194	If you used prescription drugs or over the counter drugs without a doctor telling you to use it or for the purpose of getting high, where did you get these drugs? - Bought or took from store or shop	80
195	If you used prescription drugs or over the counter drugs without a doctor telling you to use it or for the purpose of getting high, where did you get these drugs? - Got from parents with permission	80
196	If you used prescription drugs or over the counter drugs without a doctor telling you to use it or for the purpose of getting high, where did you get these drugs? - Got from home without permission	80
197	If you used prescription drugs or over the counter drugs without a doctor telling you to use it or for the purpose of getting high, where did you get these drugs? - Got from relative with permission	80
198	If you used prescription drugs or over the counter drugs without a doctor telling you to use it or for the purpose of getting high, where did you get these drugs? - Got from relative without permission	81
199	If you used prescription drugs or over the counter drugs without a doctor telling you to use it or for the purpose of getting high, where did you get these drugs? - Got from friend's home with permission	81
200	If you used prescription drugs or over the counter drugs without a doctor telling you to use it or for the purpose of getting high, where did you get these drugs? - Got from friend's home without permission	81
201	If you used prescription drugs or over the counter drugs without a doctor telling you to use it or for the purpose of getting high, where did you get these drugs? - Got from friend at school	81
202	If you used prescription drugs or over the counter drugs without a doctor telling you to use it or for the purpose of getting high, where did you get these drugs? - Got from friend at party	82
203	If you used prescription drugs or over the counter drugs without a doctor telling you to use it or for the purpose of getting high, where did you get these drugs? - Got from friend, elsewhere	82
204	If you used prescription drugs or over the counter drugs without a doctor telling you to use it or for the purpose of getting high, where did you get these drugs? - Got from internet sale	82
205	During the last month, about how many marijuana cigarettes, or the equivalent, did you smoke a day, on the average?	83

206	How wrong do your friends feel it would be for YOU to: have one or two drinks of an alcoholic beverage nearly every day?	83
207	How wrong do your friends feel it would be for YOU to: smoke tobacco?	83
208	How wrong do your friends feel it would be for YOU to: smoke marijuana?	84
209	How wrong do your friends feel it would be for YOU to: use prescription drugs not prescribed to you?	84
210	How wrong would most adults (over 21) in your neighborhood think it is for kids your age: to use marijuana?	84
211	How wrong would most adults (over 21) in your neighborhood think it is for kids your age: to drink alcohol?	85
212	How wrong would most adults (over 21) in your neighborhood think it is for kids your age: to smoke cigarettes?	85
213	How much do each of the following statements describe your neighborhood? crime and/or drug selling	85
214	How much do each of the following statements describe your neighborhood? fights	86
215	How much do each of the following statements describe your neighborhood? lots of empty or abandoned buildings	86
216	How much do each of the following statements describe your neighborhood? lots of graffiti	86
217	I feel safe in my neighborhood.	87
218	If a kid smoked marijuana in your neighborhood would he or she be caught by the police?	87
219	If a kid drank some beer, wine or hard liquor (for example, vodka, whiskey, or gin) in your neighborhood would he or she be caught by the police?	87
220	If a kid carried a handgun in your neighborhood would he or she be caught by the police?	88
221	If you wanted to get some cigarettes, how easy would it be for you to get some?	88
222	If you wanted to get some beer, wine or hard liquor (for example, vodka, whiskey, or gin), how easy would it be for you to get some?	88
223	If you wanted to get a drug like cocaine, LSD, or amphetamines, how easy would it be for you to get some?	89
224	If you wanted to get a handgun, how easy would it be for you to get one?	89
225	If you wanted to get some marijuana, how easy would it be for you to get some?	89
226	If you wanted to get prescription drugs for the purpose of getting high, how easy would it be for you to get some?	90
227	If you wanted to get synthetic marijuana such as K2 or chemical products such as bath salts to get high, how easy would it be for you to get some?	90



228	If you wanted to get steroids to use or to enhance athletic performance, how easy would it be for you to get some? . . . . .	90
229	If you wanted to get e-cigarettes, e-cigars, or e-hookahs, how easy would it be for you to get some? . . . . .	91
230	During the past 12 months, have you participated in any alcohol prevention programs or seen any alcohol prevention messages in your school or community? Yes, a school-based program focused on preventing underage drinking and/or drinking and driving. . . . .	91
231	During the past 12 months, have you participated in any alcohol prevention programs or seen any alcohol prevention messages in your school or community? Yes, a community-based program focused on preventing underage drinking and/or drinking and driving (for example, through your church or temple or through youth groups like Boys and Girls Club or 4-H). . . . .	91
232	During the past 12 months, have you participated in any alcohol prevention programs or seen any alcohol prevention messages in your school or community? Yes, a media campaign addressing underage drinking and/or drinking and driving (for example, newspaper ads, posters, pamphlets, radio, TV). . . . .	92
233	During the past 12 months, have you participated in any alcohol prevention programs or seen any alcohol prevention messages in your school or community? No . . . . .	92
234	How wrong do your parents feel it would be for YOU to: have one or two drinks of an alcoholic beverage nearly every day? . . . . .	92
235	How wrong do your parents feel it would be for YOU to: smoke tobacco? . . . . .	92
236	How wrong do your parents feel it would be for YOU to: smoke marijuana? . . . . .	93
237	How wrong do your parents feel it would be for YOU to: use prescription drugs not prescribed to you? . . . . .	93
238	How wrong do your parents feel it would be for YOU to: steal something? . . . . .	93
239	How wrong do your parents feel it would be for YOU to: draw graffiti, write things, or draw pictures on buildings or other property (without the owner's permission)? . . . . .	94
240	How wrong do your parents feel it would be for YOU to: pick a fight with someone? . . . . .	94
241	During the past 12 months, have you talked with at least one of your parents about the dangers of underage drinking and/or drinking and driving? By parents, we mean either your biological parents, adoptive parents, stepparents, or adult guardians - whether or not they live with you. . . . .	94
242	The rules in my family are clear. . . . .	95
243	People in my family have serious arguments about the same things, and often insult or yell at each other. . . . .	95

244	When I am not at home, one of my parents knows where I am and who I am with. . . . .	95
245	My family has clear rules about alcohol and drug use. . . . .	96
246	If you skipped school would you be caught by your parents? . . . . .	96
247	My parents ask if I've gotten my homework done. . . . .	96
248	Would your parents know if you did not come home on time? . . . . .	97
249	Do you know how to properly dispose of leftover prescription drugs? . . . . .	97
250	Have any of your brothers or sisters ever: drunk beer, wine or hard liquor (for example, vodka, whiskey or gin)? . . . . .	97
251	Have any of your brothers or sisters ever: smoked marijuana? . . . . .	97
252	Have any of your brothers or sisters ever: smoked cigarettes? . . . . .	98
253	Have any of your brothers or sisters ever: taken a handgun to school? . . . . .	98
254	Have any of your brothers or sisters ever: been suspended or expelled from school? . . . . .	98
255	Have any of your brothers or sisters ever: used e-cigarettes, e-cigars or e-hookahs (vaping)? . . . . .	98
256	Have any of your brothers or sisters ever: used prescription drugs not prescribed to him/her? . . . . .	99
257	Have you changed homes in the past year (the last 12 months)? . . . . .	99
258	How many times have you changed homes since kindergarten? . . . . .	99
259	Have you changed schools (including changing from elementary to middle and middle to high school) in the past year? . . . . .	99
260	How many times have you changed schools since kindergarten (including changing from elementary to middle and middle to high school)? . . . . .	100
261	Has anyone in your family ever had severe alcohol or drug problems? . . . . .	100
262	About how many adults (over 21) have you known personally who in the past year have: used marijuana, crack, cocaine, or other drugs? . . . . .	100
263	About how many adults (over 21) have you known personally who in the past year have: sold or dealt drugs? . . . . .	101
264	About how many adults (over 21) have you known personally who in the past year have: done other things that could get them in trouble with the police, like stealing, selling stolen goods, mugging or assaulting others, etc.? . . . .	101
265	About how many adults (over 21) have you known personally who in the past year have: gotten drunk or high? . . . . .	101
266	How honest were you in filling out this survey? . . . . .	102

List of Figures

1	Grade Chart . . . . .	12
2	Gender Chart . . . . .	13
3	Age Chart . . . . .	14

# 1 INTRODUCTION

This report was generated from data collected on the *2019 Arkansas Prevention Needs Assessment Student Survey*. This report contains basic frequency tables of all data collected and graphs on the selected demographic variables of grade, gender and age.

Questions regarding the information found in this report can be directed to:

**International Survey Associates dba Pride Surveys**

Mr. Jay Gleaton

2140 Newmarket Parkway

Suite 116

Marietta, GA 30067

Telephone: (800) 279-6361

Fax: (770) 726-9327

Website: <http://www.pridesurveys.com>

# Grade Chart

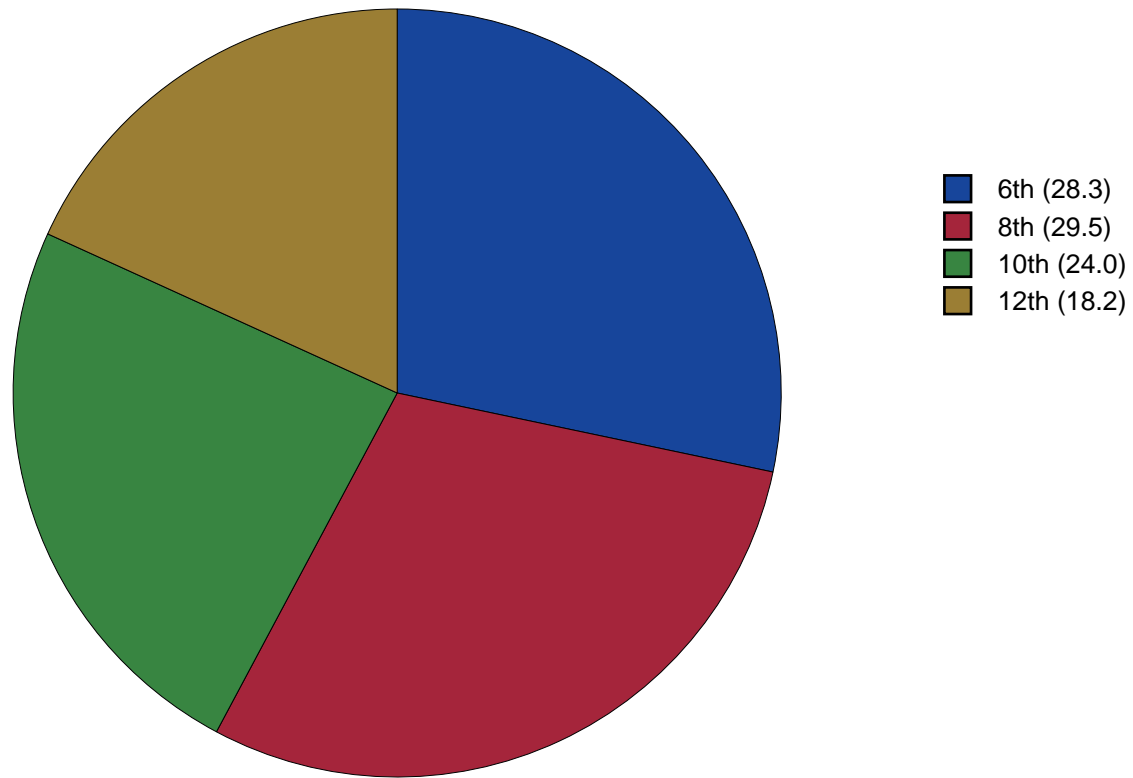


Figure 1: Grade Chart

## Gender Chart

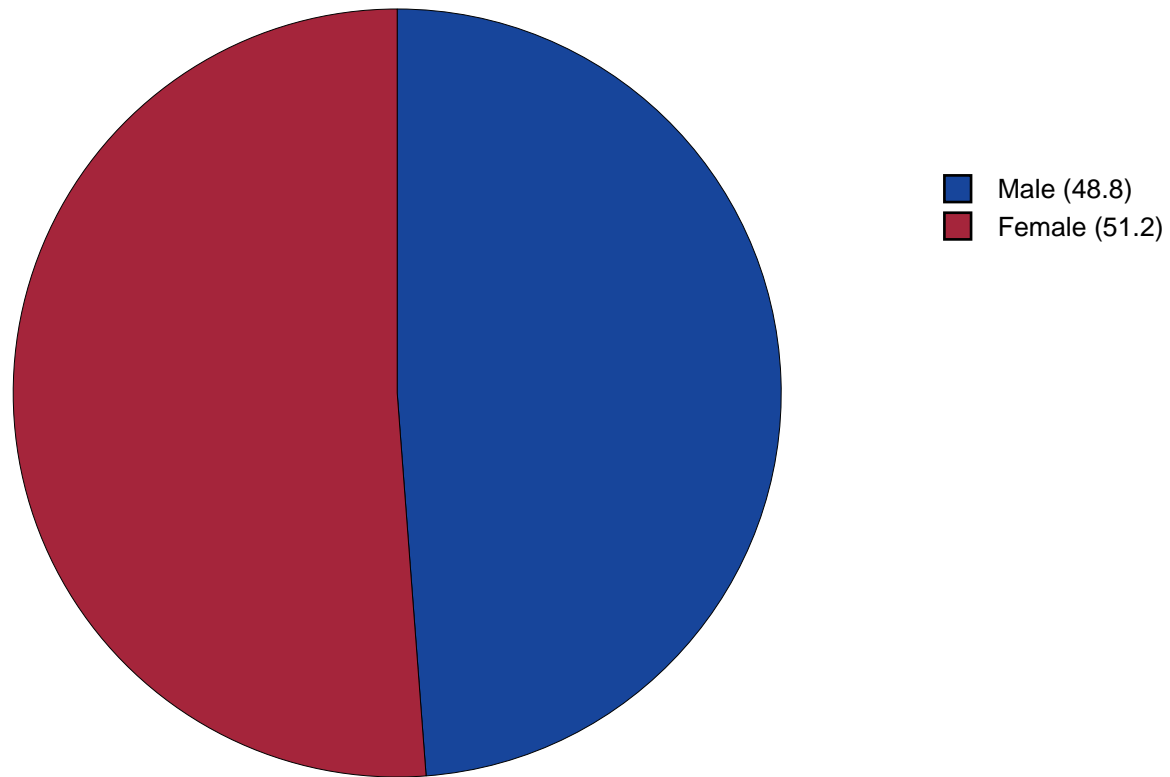


Figure 2: Gender Chart



# Age Chart

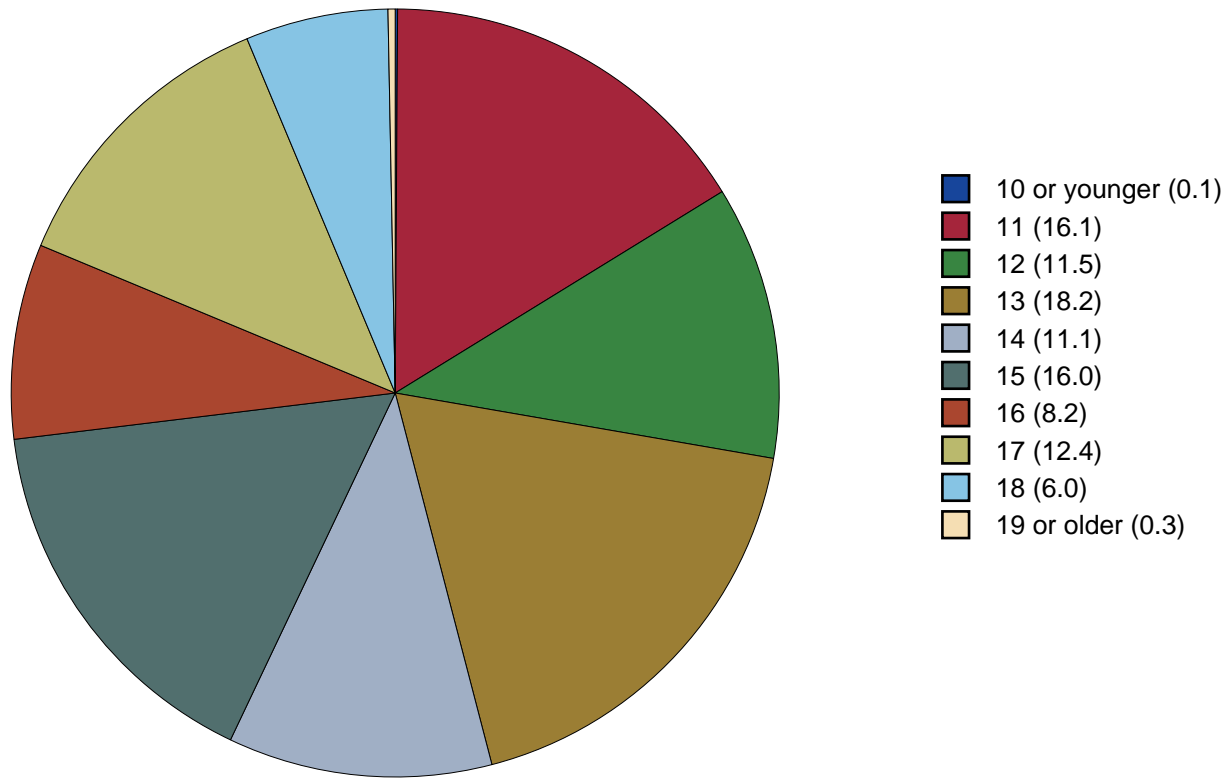


Figure 3: Age Chart

## 2 PERCENTAGE TABLES

The following tables contain frequency distribution detailing how your students responded to each question on the survey. The tables appear in the same order as the questions on the survey. The tables include breakdowns by grade level as well as overall percentages. The *N of Valid* row is a frequency count of the number of valid responses to each question for each grade and overall. The *N of Miss* row is a frequency count of the number of invalid (marked more than one response) or missing (i.e. did not respond) responses to each question for each grade and overall.

For the questions that allowed more than one response (i.e. race, live with, etc.) each response becomes a separate table. If a student did not mark the response, that was counted as a NO response, and if they did mark the response, that was counted as a YES response. Since a non response is a valid response for these questions, the *N of Miss* will always be zero for these questions.

Table 1: Gender



Response	6	8	10	12	Total	
Male	48.7	50.8	47.1	47.8	48.8	
Female	51.3	49.2	52.9	52.2	51.2	
N of Valid	1538	1591	1293	970	5392	
N of Miss	46	56	48	46	196	

Table 2: Age











Response	6	8	10	12	Total	
10 or younger	0.4	0.0	0.0	0.0	0.1	
11	57.0	0.0	0.0	0.0	16.1	
12	40.4	0.4	0.0	0.0	11.5	
13	2.1	59.8	0.0	0.0	18.2	
14	0.1	37.4	0.2	0.0	11.1	
15	0.0	2.3	63.7	0.1	16.0	
16	0.0	0.1	34.0	0.2	8.2	
17	0.0	0.0	2.0	65.3	12.4	
18	0.0	0.0	0.1	32.5	6.0	
19 or older	0.0	0.0	0.0	1.9	0.3	
N of Valid	1571	1640	1335	1015	5561	
N of Miss	13	7	6	1	27	

Table 3: Are you Hispanic or Latino?



Response	6	8	10	12	Total	
No	83.5	85.6	83.0	83.6	84.0	
Yes	16.5	14.4	17.0	16.4	16.0	
N of Valid	1451	1613	1320	1001	5385	
N of Miss	133	34	21	15	203	

Table 4: What is your race? Black or African American



Response	6	8	10	12	Total	
No	92.5	91.7	94.6	95.0	93.3	
Yes	7.5	8.3	5.4	5.0	6.7	
N of Valid	1542	1627	1323	1007	5499	
N of Miss	0	0	0	0	0	

Table 5: What is your race? Asian



Response	6	8	10	12	Total	
No	97.3	96.9	96.9	96.7	97.0	
Yes	2.7	3.1	3.1	3.3	3.0	
N of Valid	1542	1627	1323	1007	5499	
N of Miss	0	0	0	0	0	

Table 6: What is your race? American Indian



Response	6	8	10	12	Total	
No	92.7	93.4	94.6	96.5	94.0	
Yes	7.3	6.6	5.4	3.5	6.0	
N of Valid	1542	1627	1323	1007	5499	
N of Miss	0	0	0	0	0	

Table 7: What is your race? Alaska Native



Response	6	8	10	12	Total	
No	99.6	99.7	99.8	99.6	99.7	
Yes	0.4	0.3	0.2	0.4	0.3	
N of Valid	1542	1627	1323	1007	5499	
N of Miss	0	0	0	0	0	

Table 8: What is your race? White



Response	6	8	10	12	Total	
No	23.7	18.3	16.6	12.0	18.3	
Yes	76.3	81.7	83.4	88.0	81.7	
N of Valid	1542	1627	1323	1007	5499	
N of Miss	0	0	0	0	0	

Table 9: What is your race? Native Hawaiian or Other Pacific Islander



Response	6	8	10	12	Total	
No	99.5	99.1	99.2	99.3	99.3	
Yes	0.5	0.9	0.8	0.7	0.7	
N of Valid	1542	1627	1323	1007	5499	
N of Miss	0	0	0	0	0	

Table 10: What is your race? Other



Response	6	8	10	12	Total	
No	81.6	84.8	88.2	92.3	86.1	
Yes	18.4	15.2	11.8	7.7	13.9	
N of Valid	1542	1627	1323	1007	5499	
N of Miss	0	0	0	0	0	



Table 11: What is the highest level of schooling completed by your mother or father?









Response	6	8	10	12	Total	
Completed grade school or less	2.7	2.5	2.2	3.0	2.5	
Some high school	3.3	4.9	11.9	15.5	8.1	
Completed high school	9.9	15.2	16.6	17.9	14.6	
Some college	9.1	14.4	14.6	15.0	13.1	
Completed college	25.6	27.4	30.4	27.6	27.7	
Graduate or professional school after college	8.8	12.6	13.0	12.7	11.7	
Don't know	38.2	21.6	10.2	6.9	20.7	
Does not apply	2.4	1.5	1.1	1.4	1.6	
N of Valid	1497	1626	1328	1011	5462	
N of Miss	87	21	13	5	126	

Table 12: Think of where you live most of the time. Which of the following people live there with you? Mother



Response	6	8	10	12	Total	
No	13.5	12.6	14.0	16.6	13.9	
Yes	86.5	87.4	86.0	83.4	86.1	
N of Valid	1574	1638	1337	1010	5559	
N of Miss	0	0	0	0	0	

Table 13: Think of where you live most of the time. Which of the following people live there with you? Stepmother



Response	6	8	10	12	Total	
No	93.9	93.8	93.2	93.6	93.6	
Yes	6.1	6.2	6.8	6.4	6.4	
N of Valid	1574	1638	1337	1010	5559	
N of Miss	0	0	0	0	0	

Table 14: Think of where you live most of the time. Which of the following people live there with you? Foster Mother



Response	6	8	10	12	Total	
No	99.5	99.4	99.7	99.8	99.6	
Yes	0.5	0.6	0.3	0.2	0.4	
N of Valid	1574	1638	1337	1010	5559	
N of Miss	0	0	0	0	0	

Table 15: Think of where you live most of the time. Which of the following people live there with you? Grandmother



Response	6	8	10	12	Total	
No	84.9	89.7	90.6	90.5	88.7	
Yes	15.1	10.3	9.4	9.5	11.3	
N of Valid	1574	1638	1337	1010	5559	
N of Miss	0	0	0	0	0	

Table 16: Think of where you live most of the time. Which of the following people live there with you? Aunt



Response	6	8	10	12	Total	
No	95.7	97.2	97.8	97.0	96.9	
Yes	4.3	2.8	2.2	3.0	3.1	
N of Valid	1574	1638	1337	1010	5559	
N of Miss	0	0	0	0	0	

Table 17: Think of where you live most of the time. Which of the following people live there with you? Father



Response	6	8	10	12	Total	
No	33.2	36.6	35.1	38.6	35.7	
Yes	66.8	63.4	64.9	61.4	64.3	
N of Valid	1574	1638	1337	1010	5559	
N of Miss	0	0	0	0	0	

Table 18: Think of where you live most of the time. Which of the following people live there with you? Stepfather



Response	6	8	10	12	Total	
No	86.1	82.3	85.2	85.7	84.7	
Yes	13.9	17.7	14.8	14.3	15.3	
N of Valid	1574	1638	1337	1010	5559	
N of Miss	0	0	0	0	0	

Table 19: Think of where you live most of the time. Which of the following people live there with you? Foster Father



Response	6	8	10	12	Total	
No	99.4	99.4	99.6	99.8	99.5	
Yes	0.6	0.6	0.4	0.2	0.5	
N of Valid	1574	1638	1337	1010	5559	
N of Miss	0	0	0	0	0	

Table 20: Think of where you live most of the time. Which of the following people live there with you? Grandfather



Response	6	8	10	12	Total	
No	91.4	94.6	94.5	95.0	93.7	
Yes	8.6	5.4	5.5	5.0	6.3	
N of Valid	1574	1638	1337	1010	5559	
N of Miss	0	0	0	0	0	

Table 21: Think of where you live most of the time. Which of the following people live there with you? Uncle



Response	6	8	10	12	Total	
No	95.7	96.6	97.5	97.4	96.7	
Yes	4.3	3.4	2.5	2.6	3.3	
N of Valid	1574	1638	1337	1010	5559	
N of Miss	0	0	0	0	0	

Table 22: Think of where you live most of the time. Which of the following people live there with you? Other Adults



Response	6	8	10	12	Total	
No	97.4	97.8	97.7	97.5	97.6	
Yes	2.6	2.2	2.3	2.5	2.4	
N of Valid	1574	1638	1337	1010	5559	
N of Miss	0	0	0	0	0	

Table 23: Think of where you live most of the time. Which of the following people live there with you? Brother(s)



Response	6	8	10	12	Total	
No	51.8	49.2	54.0	58.6	52.8	
Yes	48.2	50.8	46.0	41.4	47.2	
N of Valid	1574	1638	1337	1010	5559	
N of Miss	0	0	0	0	0	

Table 24: Think of where you live most of the time. Which of the following people live there with you? Stepbrother(s)



Response	6	8	10	12	Total	
No	94.5	93.7	94.5	96.2	94.6	
Yes	5.5	6.3	5.5	3.8	5.4	
N of Valid	1574	1638	1337	1010	5559	
N of Miss	0	0	0	0	0	

Table 25: Think of where you live most of the time. Which of the following people live there with you? Sister(s)



Response	6	8	10	12	Total	
No	51.8	52.4	54.2	58.3	53.8	
Yes	48.2	47.6	45.8	41.7	46.2	
N of Valid	1574	1638	1337	1010	5559	
N of Miss	0	0	0	0	0	

Table 26: Think of where you live most of the time. Which of the following people live there with you? Stepsister(s)



Response	6	8	10	12	Total	
No	93.4	94.3	94.9	95.8	94.5	
Yes	6.6	5.7	5.1	4.2	5.5	
N of Valid	1574	1638	1337	1010	5559	
N of Miss	0	0	0	0	0	

Table 27: Think of where you live most of the time. Which of the following people live there with you? Other Children



Response	6	8	10	12	Total	
No	96.9	96.2	95.9	95.0	96.1	
Yes	3.1	3.8	4.1	5.0	3.9	
N of Valid	1574	1638	1337	1010	5559	
N of Miss	0	0	0	0	0	

Table 28: In my school, students have lots of chances to help decide things like class activities and rules.





Response	6	8	10	12	Total	
NO!	11.8	10.8	11.4	13.9	11.8	
no	37.4	38.0	32.7	33.4	35.7	
yes	43.4	45.5	46.2	42.2	44.5	
YES!	7.4	5.7	9.7	10.5	8.0	
N of Valid	1535	1623	1323	1008	5489	
N of Miss	49	24	18	8	99	

Table 29: Teachers ask me to work on special classroom projects.





Response	6	8	10	12	Total	
NO!	9.1	8.8	10.4	9.4	9.4	
no	42.8	44.2	45.7	42.7	43.9	
yes	39.7	42.0	39.1	41.6	40.6	
YES!	8.3	4.9	4.8	6.4	6.1	
N of Valid	1510	1601	1312	1003	5426	
N of Miss	74	46	29	13	162	



Table 30: My teacher(s) notices when I am doing a good job and lets me know about it.

Response	6	8	10	12	Total	
NO!	4.1	6.3	8.6	8.2	6.6	
no	20.8	30.6	30.4	24.9	26.8	
yes	52.3	50.5	50.3	55.1	51.8	
YES!	22.8	12.5	10.7	11.8	14.8	
N of Valid	1506	1586	1306	990	5388	
N of Miss	78	61	35	26	200	

Table 31: There are lots of chances for students in my school to get involved in sports, clubs, and other school activities outside of class.

Response	6	8	10	12	Total	
NO!	2.5	1.2	2.1	1.8	1.9	
no	8.1	6.1	5.1	5.9	6.4	
yes	39.8	40.8	39.2	43.7	40.7	
YES!	49.6	51.9	53.7	48.6	51.1	
N of Valid	1536	1612	1315	998	5461	
N of Miss	48	35	26	18	127	

Table 32: There are lots of chances for students in my school to talk with a teacher one-on-one.

Response	6	8	10	12	Total	
NO!	3.2	4.2	5.4	4.4	4.2	
no	14.7	20.8	21.8	19.2	19.0	
yes	46.5	51.6	52.4	55.3	51.1	
YES!	35.6	23.4	20.5	21.1	25.7	
N of Valid	1526	1613	1319	1001	5459	
N of Miss	58	34	22	15	129	

Table 33: I feel safe at my school.





Response	6	8	10	12	Total	
NO!	3.3	5.4	6.9	5.9	5.3	
no	8.8	14.2	14.1	13.9	12.6	
yes	41.1	53.9	58.4	57.8	52.1	
YES!	46.9	26.4	20.6	22.4	30.1	
N of Valid	1541	1617	1314	995	5467	
N of Miss	43	30	27	21	121	

Table 34: The school lets my parents know when I have done something well.





Response	6	8	10	12	Total	
NO!	8.8	17.7	21.7	26.9	17.9	
no	35.8	47.5	51.3	45.8	44.9	
yes	40.8	28.6	22.8	22.0	29.4	
YES!	14.6	6.2	4.3	5.2	7.9	
N of Valid	1516	1608	1316	999	5439	
N of Miss	68	39	25	17	149	

Table 35: My teachers praise me when I work hard in school.





Response	6	8	10	12	Total	
NO!	9.9	14.0	14.0	14.9	13.1	
no	37.8	42.9	45.0	41.4	41.7	
yes	41.1	36.5	36.5	37.2	37.9	
YES!	11.2	6.6	4.4	6.5	7.3	
N of Valid	1490	1607	1312	993	5402	
N of Miss	94	40	29	23	186	

Table 36: Are your school grades better than the grades of most students in your class?

Response	6	8	10	12	Total	
NO!	8.8	7.9	7.7	5.3	7.6	
no	29.5	29.8	26.9	26.2	28.4	
yes	46.6	48.2	50.7	51.0	48.9	
YES!	15.1	14.1	14.7	17.5	15.1	
N of Valid	1498	1599	1314	996	5407	
N of Miss	86	48	27	20	181	

Table 37: I have lots of chances to be part of class discussions or activities.

Response	6	8	10	12	Total	
NO!	3.9	2.5	2.7	3.3	3.1	
no	12.2	16.3	15.5	16.1	14.9	
yes	50.3	60.1	63.5	62.8	58.6	
YES!	33.6	21.1	18.3	17.8	23.3	
N of Valid	1532	1615	1315	1001	5463	
N of Miss	52	32	26	15	125	

Table 38: Now thinking back over the past year in school, how often did you: enjoy being in school?

Response	6	8	10	12	Total	
Never	5.6	10.3	8.5	10.5	8.5	
Seldom	13.3	16.0	18.8	18.6	16.4	
Sometimes	33.4	36.6	41.5	40.4	37.6	
Often	26.6	26.0	23.7	23.6	25.2	
Almost always	21.2	11.2	7.5	6.8	12.3	
N of Valid	1559	1616	1322	994	5491	
N of Miss	25	31	19	22	97	

Table 39: Now thinking back over the past year in school, how often did you: hate being in school?

Response	6	8	10	12	Total	
Never	12.5	5.2	4.5	4.3	6.9	
Seldom	31.4	26.7	19.5	16.8	24.5	
Sometimes	30.2	33.0	36.2	39.4	34.1	
Often	15.5	20.5	24.5	26.2	21.1	
Almost always	10.5	14.5	15.3	13.3	13.4	
N of Valid	1545	1605	1316	984	5450	
N of Miss	39	42	25	32	138	

Table 40: Now thinking back over the past year in school, how often did you: try to do your best work in school?

Response	6	8	10	12	Total	
Never	0.5	0.9	0.4	1.6	0.8	
Seldom	2.1	2.3	3.1	3.5	2.7	
Sometimes	6.2	13.8	16.4	18.3	13.1	
Often	19.9	29.3	36.0	34.2	29.2	
Almost always	71.2	53.7	44.0	42.4	54.3	
N of Valid	1544	1598	1315	991	5448	
N of Miss	40	49	26	25	140	

Table 41: How often do you feel that the school work you are assigned is meaningful and important?

Response	6	8	10	12	Total	
Never	5.0	6.6	6.7	9.0	6.6	
Seldom	11.1	19.0	25.9	28.5	20.2	
Sometimes	28.0	39.9	41.7	38.6	36.7	
Often	31.4	23.2	19.7	18.8	23.9	
Almost always	24.5	11.3	6.0	5.1	12.6	
N of Valid	1555	1618	1322	996	5491	
N of Miss	29	29	19	20	97	

Table 42: Putting them all together, what were your grades like last year?

Response	6	8	10	12	Total
Mostly F's	0.9	0.4	0.2	0.3	0.5
Mostly D's	2.2	2.2	2.6	1.5	2.2
Mostly C's	10.2	11.5	13.1	12.4	11.7
Mostly B's	35.7	34.4	35.0	35.5	35.1
Mostly A's	51.1	51.4	49.1	50.3	50.6
N of Valid	1525	1600	1320	994	5439
N of Miss	59	47	21	22	149

Table 43: How important do you think the things you are learning in school are going to be for your later life?

Response	6	8	10	12	Total
Very important	38.3	15.0	8.6	9.0	19.0
Quite important	27.3	24.6	18.6	16.2	22.4
Fairly important	21.8	34.1	35.9	35.6	31.3
Slightly important	10.9	21.6	30.8	31.8	22.6
Not at all important	1.7	4.7	6.1	7.5	4.7
N of Valid	1557	1623	1326	990	5496
N of Miss	27	24	15	26	92

Table 44: During the LAST FOUR WEEKS how many whole days of school have you missed because you skipped or "cut"?

Response	6	8	10	12	Total
None	53.4	65.3	69.5	57.1	61.5
1	17.4	13.9	12.6	16.0	15.0
2	11.4	8.4	6.6	9.9	9.1
3	8.6	5.9	4.1	8.5	6.7
4-5	6.3	4.9	4.3	5.5	5.3
6-10	2.2	1.3	2.0	1.9	1.8
11 or more	0.7	0.3	0.9	1.1	0.7
N of Valid	1543	1615	1327	994	5479
N of Miss	41	32	14	22	109



Table 45: What are the chances you would be seen as cool if you: smoked cigarettes?






Response	6	8	10	12	Total	
No or very little chance	85.2	73.0	66.3	69.9	74.2	
Little chance	8.3	13.0	17.7	16.0	13.4	
Some chance	2.8	8.0	10.3	9.9	7.4	
Pretty good chance	2.4	4.7	4.5	2.7	3.6	
Very good chance	1.4	1.3	1.2	1.4	1.3	
N of Valid	1537	1583	1322	991	5433	
N of Miss	47	64	19	25	155	

Table 46: What are the chances you would be seen as cool if you: worked hard at school?






Response	6	8	10	12	Total	
No or very little chance	5.9	11.5	14.2	12.4	10.7	
Little chance	10.4	18.1	20.8	21.1	17.1	
Some chance	17.6	23.4	29.8	29.6	24.4	
Pretty good chance	31.2	28.1	21.1	22.5	26.3	
Very good chance	35.0	18.9	14.0	14.4	21.5	
N of Valid	1537	1564	1307	970	5378	
N of Miss	47	83	34	46	210	

Table 47: What are the chances you would be seen as cool if you: began drinking alcoholic beverages regularly, that is, at least once or twice a month?






Response	6	8	10	12	Total	
No or very little chance	81.8	64.9	44.5	41.2	60.4	
Little chance	10.0	14.4	16.4	14.9	13.7	
Some chance	4.1	10.1	17.0	17.4	11.4	
Pretty good chance	2.8	7.0	15.8	18.2	10.0	
Very good chance	1.3	3.6	6.4	8.4	4.5	
N of Valid	1535	1566	1318	989	5408	
N of Miss	49	81	23	27	180	

Table 48: What are the chances you would be seen as cool if you: defended someone who was being bullied?

Response	6	8	10	12	Total	
No or very little chance	7.8	9.4	11.0	11.7	9.8	
Little chance	9.9	14.4	17.8	14.2	13.9	
Some chance	17.5	23.5	29.4	29.6	24.3	
Pretty good chance	27.2	29.7	26.0	28.3	27.8	
Very good chance	37.6	23.0	15.8	16.2	24.2	
N of Valid	1535	1568	1317	986	5406	
N of Miss	49	79	24	30	182	

Table 49: What are the chances you would be seen as cool if you: smoked marijuana?

Response	6	8	10	12	Total	
No or very little chance	85.8	65.7	44.2	44.8	62.4	
Little chance	6.7	10.5	14.2	14.4	11.0	
Some chance	2.7	9.1	15.7	17.8	10.5	
Pretty good chance	2.5	7.9	14.9	13.1	9.0	
Very good chance	2.2	6.8	10.9	9.9	7.1	
N of Valid	1533	1580	1316	985	5414	
N of Miss	51	67	25	31	174	

Table 50: What are the chances you would be seen as cool if you: carried a handgun?

Response	6	8	10	12	Total	
No or very little chance	80.4	75.5	69.2	69.9	74.3	
Little chance	9.5	10.8	13.1	14.5	11.7	
Some chance	4.8	6.5	8.5	8.4	6.9	
Pretty good chance	3.2	3.4	5.1	4.2	3.9	
Very good chance	2.1	3.8	4.0	3.0	3.2	
N of Valid	1529	1570	1313	986	5398	
N of Miss	55	77	28	30	190	

Table 51: What are the chances you would be seen as cool if you: used e-cigarettes, e-cigars or e-hookahs (vaping)?






Response	6	8	10	12	Total	
No or very little chance	80.0	58.6	38.8	39.3	56.3	
Little chance	8.3	10.6	13.0	10.8	10.6	
Some chance	4.8	9.2	14.0	14.6	10.1	
Pretty good chance	3.5	9.1	15.7	16.0	10.4	
Very good chance	3.3	12.5	18.5	19.3	12.6	
N of Valid	1527	1573	1316	981	5397	
N of Miss	57	74	25	35	191	

Table 52: What are the chances you would be seen as cool if you: bullied someone or cyber bullied someone?






Response	6	8	10	12	Total	
No or very little chance	80.0	58.6	38.8	39.3	56.3	
Little chance	8.3	10.6	13.0	10.8	10.6	
Some chance	4.8	9.2	14.0	14.6	10.1	
Pretty good chance	3.5	9.1	15.7	16.0	10.4	
Very good chance	3.3	12.5	18.5	19.3	12.6	
N of Valid	1527	1573	1316	981	5397	
N of Miss	57	74	25	35	191	

Table 53: Think of your four best friends (the friends you feel closest to). In the past year (12 months), how many of your best friends have: participated in clubs, organizations or activities at school?






Response	6	8	10	12	Total	
0	13.0	11.0	7.5	11.6	10.8	
1	11.7	11.2	8.8	10.6	10.7	
2	16.4	18.1	17.1	17.1	17.2	
3	15.4	17.0	19.2	15.3	16.8	
4	43.5	42.7	47.4	45.5	44.6	
N of Valid	1520	1573	1311	983	5387	
N of Miss	64	74	30	33	201	

Table 54: Think of your four best friends (the friends you feel closest to). In the past year (12 months), how many of your best friends have: smoked cigarettes?






Response	6	8	10	12	Total	
0	92.7	82.4	76.2	70.5	81.7	
1	4.5	10.7	13.2	13.7	10.1	
2	1.3	4.1	5.9	8.5	4.6	
3	0.5	1.4	2.2	2.9	1.6	
4	1.1	1.4	2.5	4.4	2.1	
N of Valid	1503	1549	1281	970	5303	
N of Miss	81	98	60	46	285	

Table 55: Think of your four best friends (the friends you feel closest to). In the past year (12 months), how many of your best friends have: tried beer, wine or hard liquor (for example, vodka, whiskey, or gin) when their parents didn't know about it?






Response	6	8	10	12	Total	
0	85.1	68.4	46.5	34.1	61.6	
1	7.7	13.1	15.0	16.6	12.7	
2	3.3	8.1	14.3	15.9	9.6	
3	1.5	4.0	9.5	10.6	5.8	
4	2.4	6.4	14.7	22.9	10.3	
N of Valid	1528	1577	1311	984	5400	
N of Miss	56	70	30	32	188	

Table 56: Think of your four best friends (the friends you feel closest to). In the past year (12 months), how many of your best friends have: used e-cigarettes, e-cigars, or e-hookahs?






Response	6	8	10	12	Total	
0	90.7	71.5	50.1	43.4	66.6	
1	4.8	12.0	14.4	13.9	10.9	
2	1.8	7.4	11.7	12.4	7.7	
3	1.4	3.8	9.7	8.0	5.3	
4	1.3	5.4	14.1	22.4	9.5	
N of Valid	1533	1571	1309	987	5400	
N of Miss	51	76	32	29	188	

Table 57: Think of your four best friends (the friends you feel closest to). In the past year (12 months), how many of your best friends have: used marijuana?






Response	6	8	10	12	Total	
0	95.1	82.3	64.2	53.8	76.3	
1	2.9	8.5	13.7	17.6	9.8	
2	0.5	3.8	9.6	11.0	5.6	
3	0.5	2.6	5.3	8.1	3.7	
4	1.0	2.7	7.2	9.6	4.6	
N of Valid	1526	1570	1306	984	5386	
N of Miss	58	77	35	32	202	

Table 58: Think of your four best friends (the friends you feel closest to). In the past year (12 months), how many of your best friends have: used prescription drugs or non-prescription drugs for the purpose of getting high?






Response	6	8	10	12	Total	
0	95.0	90.6	84.6	84.0	89.2	
1	3.5	4.9	8.5	7.8	5.9	
2	0.6	2.3	3.7	3.9	2.5	
3	0.4	0.9	1.3	0.7	0.8	
4	0.5	1.3	1.8	3.5	1.6	
N of Valid	1526	1572	1310	988	5396	
N of Miss	58	75	31	28	192	

Table 59: Think of your four best friends (the friends you feel closest to). In the past year (12 months), how many of your best friends have: used synthetic marijuana (K2, spice) or bath salts?






Response	6	8	10	12	Total	
0	97.6	95.0	93.3	94.8	95.3	
1	1.4	2.6	3.8	2.2	2.5	
2	0.6	1.4	1.3	1.3	1.1	
3	0.2	0.4	0.7	0.5	0.4	
4	0.3	0.6	0.8	1.1	0.7	
N of Valid	1514	1566	1308	985	5373	
N of Miss	70	81	33	31	215	

Table 60: Think of your four best friends (the friends you feel closest to). In the past year (12 months), how many of your best friends have: used LSD, cocaine, amphetamines, or other illegal drugs?






Response	6	8	10	12	Total	
0	97.5	94.1	91.6	91.6	94.0	
1	1.4	3.4	4.7	3.6	3.2	
2	0.3	1.2	2.1	2.2	1.4	
3	0.3	0.8	0.8	0.7	0.6	
4	0.4	0.5	0.8	1.8	0.8	
N of Valid	1527	1575	1308	987	5397	
N of Miss	57	72	33	29	191	

Table 61: Think of your four best friends (the friends you feel closest to). In the past year (12 months), how many of your best friends have: been bullied?






Response	6	8	10	12	Total	
0	41.4	48.7	57.2	66.4	51.9	
1	27.7	23.1	20.0	15.4	22.2	
2	15.5	12.6	11.2	10.4	12.7	
3	5.6	5.3	4.4	3.1	4.8	
4	9.8	10.2	7.3	4.8	8.4	
N of Valid	1513	1575	1307	982	5377	
N of Miss	71	72	34	34	211	

Table 62: Think of your four best friends (the friends you feel closest to). In the past year (12 months), how many of your best friends have: been suspended from school?






Response	6	8	10	12	Total	
0	75.4	69.4	72.2	77.2	73.2	
1	14.6	17.1	15.3	15.7	15.7	
2	4.9	6.8	6.9	4.2	5.8	
3	2.6	3.1	3.0	1.7	2.7	
4	2.6	3.6	2.7	1.2	2.7	
N of Valid	1518	1570	1310	986	5384	
N of Miss	66	77	31	30	204	

Table 63: Think of your four best friends (the friends you feel closest to). In the past year (12 months), how many of your best friends have: carried a handgun?






Response	6	8	10	12	Total	
0	94.9	93.7	93.7	91.7	93.7	
1	2.6	3.2	3.5	3.8	3.2	
2	1.2	1.1	1.5	2.4	1.5	
3	0.1	0.7	0.2	0.8	0.4	
4	1.2	1.3	1.1	1.3	1.2	
N of Valid	1530	1575	1309	986	5400	
N of Miss	54	72	32	30	188	

Table 64: Think of your four best friends (the friends you feel closest to). In the past year (12 months), how many of your best friends have: sold illegal drugs?






Response	6	8	10	12	Total	
0	98.7	94.1	89.4	88.9	93.3	
1	0.8	4.2	6.7	5.3	4.0	
2	0.2	1.0	2.7	3.2	1.6	
3	0.0	0.3	0.8	1.1	0.5	
4	0.3	0.4	0.5	1.4	0.6	
N of Valid	1513	1570	1304	986	5373	
N of Miss	71	77	37	30	215	

Table 65: Think of your four best friends (the friends you feel closest to). In the past year (12 months), how many of your best friends have: regularly attended religious services?






Response	6	8	10	12	Total	
0	36.4	23.1	19.6	24.4	26.2	
1	12.8	14.4	16.1	17.7	15.0	
2	15.1	17.4	21.2	20.2	18.2	
3	12.4	19.5	18.8	13.8	16.3	
4	23.2	25.6	24.2	23.8	24.3	
N of Valid	1457	1560	1301	983	5301	
N of Miss	127	87	40	33	287	

Table 66: Think of your four best friends (the friends you feel closest to). In the past year (12 months), how many of your best friends have: stolen or tried to steal a motor vehicle such as a car or motorcycle?






Response	6	8	10	12	Total	
0	98.3	96.0	97.0	97.1	97.1	
1	1.1	2.4	2.2	1.6	1.8	
2	0.4	0.8	0.5	0.8	0.6	
3	0.0	0.4	0.2	0.0	0.2	
4	0.1	0.4	0.2	0.4	0.3	
N of Valid	1514	1566	1302	982	5364	
N of Miss	70	81	39	34	224	

Table 67: Think of your four best friends (the friends you feel closest to). In the past year (12 months), how many of your best friends have: been arrested?






Response	6	8	10	12	Total	
0	94.9	90.5	90.7	91.4	92.0	
1	4.0	6.0	6.3	5.9	5.5	
2	0.6	2.5	1.9	1.9	1.7	
3	0.1	0.4	0.8	0.3	0.4	
4	0.4	0.5	0.3	0.5	0.4	
N of Valid	1517	1574	1304	987	5382	
N of Miss	67	73	37	29	206	

Table 68: Think of your four best friends (the friends you feel closest to). In the past year (12 months), how many of your best friends have: dropped out of school?






Response	6	8	10	12	Total	
0	96.8	96.5	94.6	93.2	95.5	
1	2.4	2.5	3.6	5.0	3.2	
2	0.5	0.4	1.2	1.3	0.8	
3	0.1	0.3	0.5	0.1	0.2	
4	0.3	0.3	0.1	0.4	0.2	
N of Valid	1514	1574	1306	986	5380	
N of Miss	70	73	35	30	208	



Table 69: Think of your four best friends (the friends you feel closest to). In the past year (12 months), how many of your best friends have: been members of a gang?






Response	6	8	10	12	Total	
0	92.9	91.6	94.7	94.8	93.3	
1	4.0	4.8	3.2	2.2	3.7	
2	1.0	1.8	1.1	1.6	1.4	
3	0.5	0.6	0.2	0.1	0.4	
4	1.6	1.3	0.8	1.2	1.2	
N of Valid	1512	1575	1307	984	5378	
N of Miss	72	72	34	32	210	

Table 70: How old were you when you first: smoked marijuana?










Response	6	8	10	12	Total	
Never	98.1	92.5	80.5	72.2	87.5	
10 or younger	0.5	0.9	1.2	0.7	0.8	
11	1.1	1.4	1.1	0.7	1.1	
12	0.1	1.6	1.4	2.1	1.2	
13	0.1	2.7	3.3	3.3	2.2	
14	0.1	0.8	5.0	3.3	2.1	
15	0.0	0.1	6.4	4.9	2.5	
16	0.0	0.0	0.8	7.8	1.6	
17 or older	0.0	0.0	0.2	5.0	1.0	
N of Valid	1522	1581	1309	988	5400	
N of Miss	62	66	32	28	188	

Table 71: How old were you when you first: smoked a cigarette, even just a puff?










Response	6	8	10	12	Total	
Never	94.2	85.1	78.7	72.3	83.8	
10 or younger	3.6	6.2	5.2	3.4	4.7	
11	1.8	2.7	2.0	2.3	2.2	
12	0.3	2.4	2.5	2.1	1.8	
13	0.1	2.8	3.1	3.2	2.2	
14	0.1	0.9	3.4	3.0	1.6	
15	0.0	0.0	4.1	4.1	1.7	
16	0.0	0.0	0.8	4.1	1.0	
17 or older	0.0	0.0	0.2	5.5	1.0	
N of Valid	1514	1559	1299	969	5341	
N of Miss	70	88	42	47	247	

Table 72: How old were you when you first: had more than a sip or two of beer, wine or hard liquor (for example, vodka, whiskey, or gin)?










Response	6	8	10	12	Total	
Never	82.2	71.0	55.1	44.7	65.5	
10 or younger	12.3	10.7	6.7	3.8	8.9	
11	4.5	3.9	2.5	1.6	3.3	
12	0.9	5.4	3.4	3.3	3.3	
13	0.1	7.0	6.5	4.6	4.5	
14	0.0	1.8	11.3	7.4	4.6	
15	0.0	0.1	11.8	11.4	5.0	
16	0.0	0.0	2.5	13.4	3.1	
17 or older	0.0	0.1	0.2	9.9	1.9	
N of Valid	1515	1576	1307	984	5382	
N of Miss	69	71	34	32	206	

Table 73: How old were you when you first: began drinking alcoholic beverages regularly, that is, at least once or twice a month?


Response	6	8	10	12	Total	
Never	98.1	94.6	84.9	76.6	89.9	
10 or younger	1.4	0.6	0.8	0.3	0.8	
11	0.5	0.8	0.2	0.1	0.4	
12	0.0	1.1	0.7	0.6	0.6	
13	0.0	2.6	1.0	1.6	1.3	
14	0.0	0.2	3.1	1.9	1.2	
15	0.0	0.1	7.3	4.1	2.5	
16	0.0	0.0	1.9	6.9	1.7	
17 or older	0.0	0.1	0.2	7.9	1.5	
N of Valid	1523	1578	1309	986	5396	
N of Miss	61	69	32	30	192	

Table 74: How old were you when you first: used Pegaramide (peg, Peggy)?


Response	6	8	10	12	Total	
Never	100.0	100.0	100.0	100.0	100.0	
10 or younger	0.0	0.0	0.0	0.0	0.0	
11	0.0	0.0	0.0	0.0	0.0	
12	0.0	0.0	0.0	0.0	0.0	
13	0.0	0.0	0.0	0.0	0.0	
14	0.0	0.0	0.0	0.0	0.0	
15	0.0	0.0	0.0	0.0	0.0	
16	0.0	0.0	0.0	0.0	0.0	
17 or older	0.0	0.0	0.0	0.0	0.0	
N of Valid	1484	1569	1308	990	5351	
N of Miss	100	78	33	26	237	

Table 75: How old were you when you first: got suspended from school?










Response	6	8	10	12	Total	
Never	89.9	86.1	82.1	84.1	85.9	
10 or younger	6.3	4.6	4.5	2.3	4.6	
11	2.7	2.5	1.9	1.6	2.3	
12	1.1	3.2	3.0	2.2	2.4	
13	0.0	2.3	2.2	1.8	1.5	
14	0.0	1.1	3.4	2.1	1.6	
15	0.0	0.1	2.1	2.2	0.9	
16	0.0	0.0	0.6	2.4	0.6	
17 or older	0.0	0.0	0.2	1.1	0.2	
N of Valid	1517	1574	1310	990	5391	
N of Miss	67	73	31	26	197	

Table 76: How old were you when you first: got arrested?










Response	6	8	10	12	Total	
Never	98.9	97.4	97.3	97.3	97.8	
10 or younger	0.1	0.8	0.2	0.3	0.4	
11	0.6	0.3	0.2	0.2	0.3	
12	0.3	0.4	0.3	0.0	0.3	
13	0.0	1.0	0.6	0.2	0.5	
14	0.0	0.2	0.7	0.7	0.4	
15	0.0	0.0	0.6	0.7	0.3	
16	0.0	0.0	0.0	0.1	0.0	
17 or older	0.1	0.0	0.1	0.5	0.1	
N of Valid	1522	1578	1311	990	5401	
N of Miss	62	69	30	26	187	

Table 77: How old were you when you first: carried a handgun?










Response	6	8	10	12	Total	
Never	94.4	94.0	94.0	93.7	94.1	
10 or younger	3.0	2.2	1.6	1.4	2.1	
11	1.8	1.0	0.5	0.7	1.1	
12	0.5	0.8	0.9	0.5	0.7	
13	0.1	1.3	1.0	0.3	0.7	
14	0.0	0.6	1.0	0.3	0.5	
15	0.0	0.1	0.8	1.0	0.4	
16	0.0	0.0	0.2	0.3	0.1	
17 or older	0.2	0.1	0.0	1.7	0.4	
N of Valid	1515	1573	1304	986	5378	
N of Miss	69	74	37	30	210	

Table 78: How old were you when you first: used e-cigarettes, e-cigars, or e-hookahs (vaping)?










Response	6	8	10	12	Total	
Never	94.5	82.5	64.2	60.4	77.4	
10 or younger	2.1	1.5	1.1	0.4	1.4	
11	2.5	1.8	1.2	0.4	1.6	
12	0.8	4.6	2.2	0.9	2.3	
13	0.1	7.5	4.8	2.0	3.8	
14	0.0	1.9	13.1	4.2	4.5	
15	0.0	0.1	11.6	8.8	4.5	
16	0.0	0.0	1.8	15.5	3.3	
17 or older	0.1	0.0	0.0	7.4	1.4	
N of Valid	1511	1579	1310	987	5387	
N of Miss	73	68	31	29	201	

Table 79: How old were you when you first: belonged to a gang?










Response	6	8	10	12	Total	
Never	97.4	97.2	98.0	97.7	97.5	
10 or younger	1.1	0.5	0.3	0.5	0.6	
11	0.7	0.4	0.2	0.3	0.4	
12	0.7	0.9	0.1	0.0	0.5	
13	0.1	0.8	0.3	0.3	0.4	
14	0.1	0.3	0.3	0.3	0.2	
15	0.0	0.0	0.5	0.2	0.1	
16	0.0	0.0	0.2	0.3	0.1	
17 or older	0.1	0.0	0.2	0.4	0.1	
N of Valid	1518	1575	1306	985	5384	
N of Miss	66	72	35	31	204	

Table 80: How old were you when you first: used prescription drugs not prescribed to you?










Response	6	8	10	12	Total	
Never	97.6	94.6	92.6	91.2	94.3	
10 or younger	1.0	1.9	1.5	0.5	1.3	
11	1.1	1.0	0.7	0.1	0.8	
12	0.2	0.9	1.1	0.4	0.6	
13	0.1	1.4	0.5	1.3	0.8	
14	0.1	0.3	1.2	1.2	0.6	
15	0.0	0.0	2.1	1.3	0.7	
16	0.0	0.0	0.4	2.0	0.5	
17 or older	0.1	0.0	0.0	1.9	0.4	
N of Valid	1518	1575	1310	989	5392	
N of Miss	66	72	31	27	196	

Table 81: How wrong do you think it is for someone your age to: take a handgun to school?





Response	6	8	10	12	Total	
Very wrong	90.4	89.1	88.8	89.5	89.5	
Wrong	7.2	8.1	7.8	6.8	7.5	
A little bit wrong	2.0	2.3	2.3	2.7	2.3	
Not at all wrong	0.5	0.6	1.1	1.0	0.7	
N of Valid	1537	1583	1314	988	5422	
N of Miss	47	64	27	28	166	

Table 82: How wrong do you think it is for someone your age to: steal anything?





Response	6	8	10	12	Total	
Very wrong	69.2	60.3	58.4	66.0	63.4	
Wrong	26.3	33.2	32.9	27.0	30.1	
A little bit wrong	3.7	6.0	8.3	6.5	6.0	
Not at all wrong	0.8	0.5	0.5	0.5	0.6	
N of Valid	1519	1570	1307	986	5382	
N of Miss	65	77	34	30	206	

Table 83: How wrong do you think it is for someone your age to: pick a fight with someone?





Response	6	8	10	12	Total	
Very wrong	50.6	35.3	35.5	44.6	41.4	
Wrong	33.1	37.7	38.0	32.7	35.5	
A little bit wrong	13.6	22.5	22.8	19.6	19.5	
Not at all wrong	2.7	4.5	3.7	3.1	3.6	
N of Valid	1514	1570	1309	986	5379	
N of Miss	70	77	32	30	209	

Table 84: How wrong do you think it is for someone your age to: attack someone with the idea of seriously hurting them?





Response	6	8	10	12	Total	
Very wrong	86.5	77.4	74.2	75.5	78.8	
Wrong	9.7	17.6	19.9	19.8	16.3	
A little bit wrong	2.4	3.8	4.6	3.4	3.5	
Not at all wrong	1.4	1.2	1.2	1.3	1.3	
N of Valid	1521	1573	1314	987	5395	
N of Miss	63	74	27	29	193	

Table 85: How wrong do you think it is for someone your age to: stay away from school all day when their parents think they are at school?





Response	6	8	10	12	Total	
Very wrong	75.1	57.9	45.9	44.7	57.4	
Wrong	19.8	30.9	35.1	32.3	29.0	
A little bit wrong	3.7	8.6	16.2	19.0	11.0	
Not at all wrong	1.4	2.6	2.9	4.0	2.6	
N of Valid	1528	1579	1315	987	5409	
N of Miss	56	68	26	29	179	

Table 86: How wrong do you think it is for someone your age to: drink beer, wine or hard liquor (for example, vodka, whiskey, or gin) regularly?





Response	6	8	10	12	Total	
Very wrong	86.6	71.2	51.0	40.7	65.1	
Wrong	9.6	17.4	23.4	25.3	18.1	
A little bit wrong	2.9	8.8	19.9	24.3	12.7	
Not at all wrong	0.8	2.6	5.6	9.7	4.1	
N of Valid	1530	1580	1315	986	5411	
N of Miss	54	67	26	30	177	



Table 87: How wrong do you think it is for someone your age to: smoke cigarettes?





Response	6	8	10	12	Total	
Very wrong	90.1	77.4	68.1	60.2	75.6	
Wrong	7.7	16.6	20.0	23.3	16.2	
A little bit wrong	1.6	4.4	8.7	11.7	6.0	
Not at all wrong	0.5	1.6	3.2	4.8	2.3	
N of Valid	1525	1577	1314	986	5402	
N of Miss	59	70	27	30	186	

Table 88: How wrong do you think it is for someone your age to: smoke marijuana?





Response	6	8	10	12	Total	
Very wrong	92.2	77.2	57.4	48.1	71.3	
Wrong	5.3	12.5	17.4	19.6	13.0	
A little bit wrong	1.7	6.7	14.8	17.8	9.3	
Not at all wrong	0.8	3.5	10.4	14.5	6.4	
N of Valid	1518	1578	1315	986	5397	
N of Miss	66	69	26	30	191	

Table 89: How wrong do you think it is for someone your age to: use prescription drugs or non-prescription drugs for the purpose of getting high?





Response	6	8	10	12	Total	
Very wrong	94.0	86.6	79.3	79.8	85.7	
Wrong	4.4	10.5	15.3	14.5	10.7	
A little bit wrong	1.0	2.2	4.3	4.5	2.8	
Not at all wrong	0.7	0.7	1.1	1.2	0.9	
N of Valid	1528	1580	1317	987	5412	
N of Miss	56	67	24	29	176	

Table 90: How wrong do you think it is for someone your age to: use synthetic marijuana (K2, spice) or bath salts?





Response	6	8	10	12	Total	
Very wrong	93.9	88.1	83.1	84.5	87.9	
Wrong	4.7	9.5	12.6	11.8	9.3	
A little bit wrong	0.8	1.5	3.0	2.3	1.8	
Not at all wrong	0.5	1.0	1.3	1.4	1.0	
N of Valid	1518	1576	1314	987	5395	
N of Miss	66	71	27	29	193	

Table 91: How wrong do you think it is for someone your age to: use LSD, cocaine, amphetamines or another illegal drug?





Response	6	8	10	12	Total	
Very wrong	96.6	91.0	86.0	85.0	90.3	
Wrong	2.9	7.1	10.7	11.0	7.5	
A little bit wrong	0.1	1.2	1.9	2.3	1.3	
Not at all wrong	0.4	0.6	1.4	1.6	0.9	
N of Valid	1517	1574	1314	987	5392	
N of Miss	67	73	27	29	196	

Table 92: How wrong do you think it is for someone your age to: use e-cigarettes, e-cigars or e-hookahs (vaping)?





Response	6	8	10	12	Total	
Very wrong	87.5	68.8	52.7	47.1	66.1	
Wrong	9.1	17.3	19.8	20.0	16.1	
A little bit wrong	2.2	10.1	19.6	21.0	12.2	
Not at all wrong	1.2	3.8	7.9	11.9	5.6	
N of Valid	1504	1561	1305	984	5354	
N of Miss	80	86	36	32	234	

Table 93: At school during the past 12 months, did you receive help from the resource teacher, speech therapist or other special education teacher?

Response	6	8	10	12	Total
No	0.0	0.0	0.0	0.0	0.0
Yes	0.0	0.0	0.0	0.0	0.0
N of Valid	0	0	0	0	0
N of Miss	0	0	0	0	0

Table 94: How many times in the past year (12 months) have you: been suspended from school?

Response	6	8	10	12	Total
Never	93.3	91.6	91.1	94.9	92.6
1 to 2 times	5.3	7.0	7.2	4.8	6.2
3 to 5 times	0.9	1.1	1.3	0.2	0.9
6 to 9 times	0.1	0.2	0.2	0.0	0.1
10+ times	0.3	0.2	0.2	0.1	0.2
N of Valid	1516	1580	1312	991	5399
N of Miss	68	67	29	25	189

Table 95: How many times in the past year (12 months) have you: carried a handgun?

Response	6	8	10	12	Total
Never	95.4	95.1	95.3	94.9	95.2
1 to 2 times	2.8	2.8	1.4	2.2	2.3
3 to 5 times	1.3	0.8	1.1	1.3	1.1
6 to 9 times	0.1	0.5	0.5	0.4	0.4
10+ times	0.5	0.8	1.7	1.1	1.0
N of Valid	1517	1580	1311	989	5397
N of Miss	67	67	30	27	191

Table 96: How many times in the past year (12 months) have you: sold illegal drugs?






Response	6	8	10	12	Total	
Never	99.8	99.0	97.2	97.0	98.4	
1 to 2 times	0.1	0.7	1.3	1.6	0.9	
3 to 5 times	0.1	0.1	0.5	0.7	0.3	
6 to 9 times	0.0	0.1	0.2	0.2	0.1	
10+ times	0.0	0.1	0.8	0.5	0.3	
N of Valid	1508	1571	1308	989	5376	
N of Miss	76	76	33	27	212	

Table 97: How many times in the past year (12 months) have you: stolen or tried to steal a motor vehicle such as a car or motorcycle?






Response	6	8	10	12	Total	
Never	98.9	99.0	98.5	99.1	98.9	
1 to 2 times	0.7	0.8	1.3	0.5	0.8	
3 to 5 times	0.1	0.1	0.0	0.2	0.1	
6 to 9 times	0.1	0.0	0.1	0.0	0.0	
10+ times	0.2	0.1	0.2	0.2	0.1	
N of Valid	1512	1575	1306	985	5378	
N of Miss	72	72	35	31	210	

Table 98: How many times in the past year (12 months) have you: participated in clubs, organizations or activities at school?






Response	6	8	10	12	Total	
Never	34.8	35.3	26.9	33.7	32.8	
1 to 2 times	24.8	19.9	18.4	13.3	19.7	
3 to 5 times	15.9	16.2	16.6	12.1	15.5	
6 to 9 times	5.8	6.0	6.9	7.3	6.4	
10+ times	18.7	22.5	31.1	33.6	25.6	
N of Valid	1493	1574	1310	989	5366	
N of Miss	91	73	31	27	222	

Table 99: How many times in the past year (12 months) have you: been arrested?






Response	6	8	10	12	Total	
Never	98.7	98.4	98.4	98.3	98.5	
1 to 2 times	0.7	1.4	1.5	1.6	1.3	
3 to 5 times	0.3	0.1	0.1	0.0	0.1	
6 to 9 times	0.1	0.1	0.1	0.1	0.1	
10+ times	0.1	0.0	0.0	0.0	0.0	
N of Valid	1508	1571	1302	987	5368	
N of Miss	76	76	39	29	220	

Table 100: How many times in the past year (12 months) have you: attacked someone with the idea of seriously hurting them?






Response	6	8	10	12	Total	
Never	93.2	94.0	93.7	96.5	94.1	
1 to 2 times	5.0	4.6	5.0	2.7	4.4	
3 to 5 times	0.9	1.1	1.0	0.5	0.9	
6 to 9 times	0.3	0.1	0.2	0.2	0.2	
10+ times	0.6	0.3	0.1	0.1	0.3	
N of Valid	1514	1572	1308	988	5382	
N of Miss	70	75	33	28	206	

Table 101: How many times in the past year (12 months) have you: been drunk or high at school?






Response	6	8	10	12	Total	
Never	98.1	95.3	92.3	90.4	94.5	
1 to 2 times	1.5	3.6	4.4	3.9	3.2	
3 to 5 times	0.2	0.5	1.1	2.1	0.9	
6 to 9 times	0.1	0.2	0.9	1.2	0.5	
10+ times	0.1	0.4	1.3	2.3	0.9	
N of Valid	1512	1575	1305	989	5381	
N of Miss	72	72	36	27	207	

Table 102: How many times in the past year (12 months) have you: taken a handgun to school?





Response	6	8	10	12	Total	
Never	99.8	99.8	99.6	99.5	99.7	
1 to 2 times	0.1	0.1	0.2	0.2	0.2	
3 to 5 times	0.0	0.0	0.1	0.1	0.0	
6 to 9 times	0.0	0.0	0.0	0.0	0.0	
10+ times	0.1	0.1	0.1	0.2	0.1	
N of Valid	1508	1577	1308	988	5381	
N of Miss	76	70	33	28	207	

Table 103: How many times in the past year (12 months) have you: used e-cigarettes, e-cigars, or e-hookahs (vaping)?





Response	6	8	10	12	Total	
Never	99.8	99.8	99.6	99.5	99.7	
1 to 2 times	0.1	0.1	0.2	0.2	0.2	
3 to 5 times	0.0	0.0	0.1	0.1	0.0	
6 to 9 times	0.0	0.0	0.0	0.0	0.0	
10+ times	0.1	0.1	0.1	0.2	0.1	
N of Valid	1508	1577	1308	988	5381	
N of Miss	76	70	33	28	207	

Table 104: Are you currently on probation, or assigned a probation officer with Juvenile Court?



Response	6	8	10	12	Total	
No	98.5	97.8	98.7	96.8	98.0	
Yes	1.5	2.2	1.3	3.2	2.0	
N of Valid	1375	1481	1226	929	5011	
N of Miss	209	166	115	87	577	

Table 105: Have you ever belonged to a gang?






Response	6	8	10	12	Total	
No	94.2	94.2	96.4	96.2	95.1	
No, but would like to	1.9	1.8	1.6	1.5	1.7	
Yes, in the past	2.3	2.3	0.9	1.1	1.8	
Yes, belong now	1.5	1.5	1.0	1.1	1.3	
Yes, but would like to get out	0.2	0.2	0.1	0.0	0.1	
N of Valid	1506	1576	1302	984	5368	
N of Miss	78	71	39	32	220	

Table 106: If you have ever belonged to a gang, did that gang have a name?




Response	6	8	10	12	Total	
No	11.8	12.0	14.6	17.2	13.5	
Yes	3.6	3.5	2.0	2.3	2.9	
I have never belonged to a gang	84.6	84.6	83.4	80.5	83.6	
N of Valid	1502	1563	1304	976	5345	
N of Miss	82	84	37	40	243	

Table 107: You are at a party at someone's house, and one of your friends offers you a drink containing alcohol. What would you say or do?





Response	6	8	10	12	Total	
Drink it	6.0	15.3	28.6	36.6	19.8	
Tell your friend, 'No thanks, I don't drink' and suggest that you and your friend go and do something else	48.9	45.9	34.6	29.8	41.0	
Just say, 'No thanks' and walk away	28.6	24.2	28.6	26.4	26.9	
Make up a good excuse, tell your friend you had something else to do, and leave	16.4	14.6	8.2	7.1	12.2	
N of Valid	1508	1565	1312	980	5365	
N of Miss	76	82	29	36	223	

Table 108: How often do you attend religious services or activities?





Response	6	8	10	12	Total	
Never	21.5	14.3	14.3	19.0	17.1	
Rarely	19.5	19.1	21.6	22.2	20.4	
1-2 Times a Month	11.8	14.6	14.4	14.1	13.7	
About Once a Week or More	47.2	52.1	49.7	44.7	48.8	
N of Valid	1460	1563	1310	986	5319	
N of Miss	124	84	31	30	269	

Table 109: I think sometimes it's okay to cheat at school.





Response	6	8	10	12	Total	
NO!	59.4	32.6	22.0	20.5	35.4	
no	32.4	43.9	41.6	37.0	38.8	
yes	6.9	20.1	30.4	35.8	21.8	
YES!	1.3	3.4	6.0	6.6	4.0	
N of Valid	1503	1541	1305	983	5332	
N of Miss	81	106	36	33	256	

Table 110: It is important to think before you act.





Response	6	8	10	12	Total	
NO!	2.2	1.9	2.2	2.6	2.2	
no	2.4	3.1	1.5	2.2	2.4	
yes	30.0	42.1	40.5	35.3	37.1	
YES!	65.4	52.8	55.8	59.8	58.4	
N of Valid	1495	1535	1307	982	5319	
N of Miss	89	112	34	34	269	



Table 111: Sometimes I think that life is not worth it.

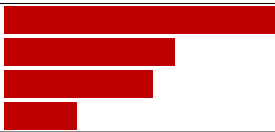
Response	6	8	10	12	Total	
NO!	51.3	42.7	38.0	37.4	42.9	
no	22.1	26.8	26.4	28.0	25.6	
yes	19.4	21.6	23.8	24.5	22.1	
YES!	7.3	9.0	11.8	10.1	9.4	
N of Valid	1471	1521	1304	980	5276	
N of Miss	113	126	37	36	312	

Table 112: At times I think I am no good at all.

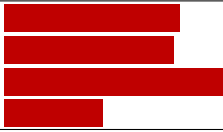
Response	6	8	10	12	Total	
NO!	31.5	26.0	21.9	25.3	26.4	
no	24.8	26.6	26.0	23.2	25.3	
yes	31.8	33.9	36.5	37.5	34.6	
YES!	11.9	13.5	15.7	14.0	13.7	
N of Valid	1473	1517	1303	977	5270	
N of Miss	111	130	38	39	318	

Table 113: All in all, I am inclined to think that I am a failure.

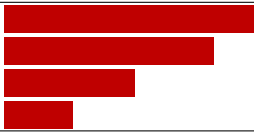
Response	6	8	10	12	Total	
NO!	49.3	40.8	34.0	35.5	40.5	
no	28.2	32.9	33.5	34.4	32.0	
yes	15.8	17.8	22.0	20.9	18.8	
YES!	6.8	8.5	10.5	9.2	8.7	
N of Valid	1466	1522	1302	976	5266	
N of Miss	118	125	39	40	322	

Table 114: In the past year, have you felt depressed or sad MOST days, even if you felt okay sometimes?

Response	6	8	10	12	Total	
NO!	36.4	32.4	26.0	26.3	30.8	
no	20.4	24.7	24.5	25.0	23.5	
yes	27.7	25.5	29.7	30.2	28.0	
YES!	15.4	17.4	19.8	18.5	17.6	
N of Valid	1478	1520	1306	977	5281	
N of Miss	106	127	35	39	307	

Table 115: It is all right to beat up people if they start the fight.

Response	6	8	10	12	Total	
NO!	49.8	29.5	24.0	25.0	33.0	
no	25.1	25.8	25.7	25.0	25.4	
yes	14.6	26.4	28.8	26.8	23.7	
YES!	10.6	18.4	21.5	23.2	17.9	
N of Valid	1476	1529	1309	979	5293	
N of Miss	108	118	32	37	295	

Table 116: I think it is okay to take something without asking if you can get away with it.

Response	6	8	10	12	Total	
NO!	76.7	62.9	58.2	63.4	65.7	
no	20.8	34.1	36.1	31.7	30.4	
yes	2.0	2.4	4.3	4.5	3.1	
YES!	0.5	0.7	1.4	0.4	0.8	
N of Valid	1484	1527	1306	980	5297	
N of Miss	100	120	35	36	291	

Table 117: Where do you get the most information about living a drug and alcohol free life? Parents/guardians





Response	6	8	10	12	Total	
All the time	51.4	51.2	49.3	46.2	49.9	
Most	20.3	22.0	21.8	24.3	21.9	
Some	14.2	15.7	17.8	17.6	16.1	
Very little	14.1	11.1	11.1	11.9	12.1	
N of Valid	1431	1511	1293	974	5209	
N of Miss	153	136	48	42	379	

Table 118: Where do you get the most information about living a drug and alcohol free life? Friends





Response	6	8	10	12	Total	
All the time	20.4	15.4	12.5	13.5	15.7	
Most	15.6	16.1	15.8	13.5	15.4	
Some	23.7	29.0	28.5	30.0	27.6	
Very little	40.3	39.5	43.2	42.9	41.3	
N of Valid	1397	1485	1285	967	5134	
N of Miss	187	162	56	49	454	

Table 119: Where do you get the most information about living a drug and alcohol free life? Family members





Response	6	8	10	12	Total	
All the time	44.9	42.2	36.0	36.2	40.3	
Most	20.6	22.0	22.9	22.4	21.9	
Some	18.1	20.8	22.3	20.2	20.3	
Very little	16.4	15.1	18.9	21.2	17.5	
N of Valid	1408	1488	1289	970	5155	
N of Miss	176	159	52	46	433	

Table 120: Where do you get the most information about living a drug and alcohol free life? School





Response	6	8	10	12	Total	
All the time	66.4	62.4	53.3	47.2	58.4	
Most	18.0	19.3	25.0	23.5	21.1	
Some	7.5	11.5	14.1	19.4	12.5	
Very little	8.1	6.8	7.6	10.0	8.0	
N of Valid	1426	1504	1286	971	5187	
N of Miss	158	143	55	45	401	

Table 121: Where do you get the most information about living a drug and alcohol free life? Internet





Response	6	8	10	12	Total	
All the time	17.5	18.2	17.0	18.8	17.9	
Most	15.5	17.2	17.8	15.2	16.5	
Some	25.6	30.2	34.1	32.2	30.3	
Very little	41.3	34.4	31.1	33.7	35.3	
N of Valid	1391	1486	1288	971	5136	
N of Miss	193	161	53	45	452	

Table 122: Where do you get the most information about living a drug and alcohol free life? TV





Response	6	8	10	12	Total	
All the time	20.8	18.8	16.0	17.0	18.3	
Most	16.6	15.8	15.1	11.6	15.0	
Some	28.1	32.0	32.6	30.5	30.8	
Very little	34.5	33.4	36.3	40.9	35.8	
N of Valid	1407	1485	1284	969	5145	
N of Miss	177	162	57	47	443	

Table 123: Where do you get the most information about living a drug and alcohol free life? Social media





Response	6	8	10	12	Total	
All the time	14.6	15.2	14.1	17.1	15.1	
Most	10.9	12.4	13.6	13.3	12.4	
Some	21.7	28.7	29.5	29.9	27.2	
Very little	52.9	43.7	42.7	39.8	45.2	
N of Valid	1371	1477	1280	973	5101	
N of Miss	213	170	61	43	487	

Table 124: How much do you think people risk harming themselves (physically or in other ways) if they: smoked one or more packs of cigarettes per day?





Response	6	8	10	12	Total	
No risk	8.7	5.8	4.7	4.3	6.1	
Slight risk	6.1	6.2	7.0	7.8	6.6	
Moderate risk	19.8	20.8	19.6	19.4	20.0	
Great risk	65.4	67.1	68.7	68.5	67.3	
N of Valid	1453	1522	1302	977	5254	
N of Miss	131	125	39	39	334	

Table 125: How much do you think people risk harming themselves (physically or in other ways) if they: try marijuana once or twice?





Response	6	8	10	12	Total	
No risk	13.9	18.8	29.8	40.9	24.3	
Slight risk	22.9	31.7	33.3	28.6	29.1	
Moderate risk	26.3	24.5	17.7	14.2	21.4	
Great risk	36.9	25.0	19.3	16.3	25.3	
N of Valid	1443	1501	1296	973	5213	
N of Miss	141	146	45	43	375	

Table 126: How much do you think people risk harming themselves (physically or in other ways) if they: smoke marijuana once or twice a week?


Response	6	8	10	12	Total	
No risk	10.8	11.8	17.7	27.1	15.9	
Slight risk	9.5	15.2	21.2	23.0	16.6	
Moderate risk	24.4	28.5	25.6	22.4	25.5	
Great risk	55.3	44.4	35.5	27.5	42.0	
N of Valid	1429	1503	1286	972	5190	
N of Miss	155	144	55	44	398	

Table 127: How much do you think people risk harming themselves (physically or in other ways) if they: take one or two drinks of an alcoholic beverage (beer, wine, liquor) nearly every day?

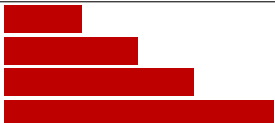
Response	6	8	10	12	Total	
No risk	10.9	8.9	10.0	10.9	10.1	
Slight risk	13.9	19.9	21.7	23.7	19.4	
Moderate risk	24.4	29.0	29.9	33.0	28.7	
Great risk	50.8	42.3	38.3	32.5	41.8	
N of Valid	1445	1511	1299	976	5231	
N of Miss	139	136	42	40	357	

Table 128: How much do you think people risk harming themselves (physically or in other ways) if they: have five or more drinks of an alcoholic beverage once or twice a weekend?


Response	6	8	10	12	Total	
No risk	9.1	6.6	6.4	8.3	7.6	
Slight risk	8.7	11.7	13.7	17.1	12.4	
Moderate risk	21.9	26.2	29.6	32.4	27.0	
Great risk	60.2	55.5	50.3	42.2	53.0	
N of Valid	1446	1509	1295	975	5225	
N of Miss	138	138	46	41	363	

Table 129: How much do you think people risk harming themselves (physically or in other ways) if they: use prescription drugs that are not prescribed to them?

Response	6	8	10	12	Total	
No risk	8.5	5.2	3.8	3.8	5.5	
Slight risk	4.3	7.2	5.4	6.2	5.8	
Moderate risk	15.4	18.0	20.4	22.5	18.7	
Great risk	71.8	69.6	70.4	67.6	70.0	
N of Valid	1440	1508	1300	974	5222	
N of Miss	144	139	41	42	366	

Table 130: How much do you think people risk harming themselves (physically or in other ways) if they: use non-prescription drugs to get high?

Response	6	8	10	12	Total	
No risk	8.8	5.2	3.8	4.3	5.7	
Slight risk	3.8	5.6	4.9	4.4	4.7	
Moderate risk	13.5	17.3	18.7	20.3	17.2	
Great risk	73.9	72.0	72.6	71.0	72.5	
N of Valid	1436	1507	1297	972	5212	
N of Miss	148	140	44	44	376	

Table 131: How much do you think people risk harming themselves (physically or in other ways) if they: use e-cigarettes, e-cigars, or e-hookahs?

Response	6	8	10	12	Total	
No risk	10.0	9.7	10.5	11.8	10.4	
Slight risk	9.5	17.4	23.7	26.0	18.4	
Moderate risk	22.1	27.9	27.3	29.4	26.4	
Great risk	58.4	45.0	38.5	32.7	44.8	
N of Valid	1424	1511	1295	965	5195	
N of Miss	160	136	46	51	393	

Table 132: Have you ever used smokeless tobacco (chew, snuff, plug, dipping tobacco, or chewing tobacco)?






Response	6	8	10	12	Total	
Never	95.4	92.5	89.1	84.2	90.9	
Once or Twice	3.4	5.2	6.7	8.5	5.7	
Once in a while but not regularly	0.9	1.3	1.6	2.9	1.6	
Regularly in the past	0.3	0.7	1.2	2.6	1.1	
Regularly now	0.0	0.3	1.3	1.9	0.8	
N of Valid	1442	1487	1285	967	5181	
N of Miss	142	160	56	49	407	

Table 133: How often have you used smokeless tobacco during the past 30 days?







Response	6	8	10	12	Total	
Not at all	98.5	97.5	95.7	92.8	96.5	
Once or twice	1.2	1.6	2.3	3.4	2.0	
Once or twice per week	0.1	0.3	0.6	1.2	0.5	
Three to five times per week	0.0	0.2	0.2	0.1	0.1	
About once a day	0.1	0.3	0.4	0.7	0.3	
More than once a day	0.1	0.1	0.9	1.7	0.6	
N of Valid	1431	1485	1274	963	5153	
N of Miss	153	162	67	53	435	

Table 134: Have you ever smoked cigarettes?






Response	6	8	10	12	Total	
Never	93.7	87.0	81.3	75.3	85.3	
Once or Twice	4.6	9.7	12.2	13.2	9.6	
Once in a while but not regularly	1.2	1.7	3.8	6.3	2.9	
Regularly in the past	0.5	1.1	1.7	3.1	1.5	
Regularly now	0.1	0.5	0.9	2.1	0.8	
N of Valid	1434	1488	1286	959	5167	
N of Miss	150	159	55	57	421	



Table 135: How frequently have you smoked cigarettes during the past 30 days?








Response	6	8	10	12	Total	
Not at all	98.7	97.8	94.8	93.4	96.5	
Less than one cigarette per day	0.8	1.6	3.6	3.5	2.2	
One to five cigarettes per day	0.3	0.5	0.9	2.4	0.9	
About one-half pack per day	0.1	0.0	0.2	0.5	0.2	
About one pack per day	0.1	0.0	0.2	0.0	0.1	
About one and one-half packs per day	0.0	0.1	0.2	0.0	0.1	
Two packs or more per day	0.0	0.0	0.2	0.1	0.1	
N of Valid	1425	1482	1291	958	5156	
N of Miss	159	165	50	58	432	

Table 136: Which statement best describes rules about smoking inside your home or your family cars?






Response	6	8	10	12	Total	
Smoking is not allowed anywhere inside your home or cars	66.5	67.1	71.7	74.2	69.4	
Smoking is allowed in some places and at some times or in some cars	9.2	9.5	9.2	6.7	8.8	
Smoking is allowed anywhere inside the home or cars	3.3	2.6	3.7	4.2	3.4	
There are no rules about smoking inside the home or cars	2.3	4.2	4.0	4.6	3.7	
I don't know	18.7	16.6	11.3	10.4	14.7	
N of Valid	1424	1476	1287	962	5149	
N of Miss	160	171	54	54	439	

Table 137: Have you ever used e-cigarettes, e-cigars, or e-hookahs (vaping)?






Response	6	8	10	12	Total	
Never	92.1	79.1	60.2	54.9	73.4	
Once or Twice	4.5	9.4	14.4	13.3	10.0	
Once in a while but not regularly	1.7	5.5	11.6	10.2	6.8	
Regularly in the past	1.1	3.9	6.9	7.8	4.6	
Regularly now	0.7	2.2	6.9	13.8	5.1	
N of Valid	1422	1481	1281	963	5147	
N of Miss	162	166	60	53	441	

Table 138: How frequently have you used e-cigarettes, e-cigars, or e-hookahs (vaping)?








Response	6	8	10	12	Total	
Not at all	96.9	89.7	76.7	69.9	84.7	
Less than 10 puffs per day	2.0	6.4	12.4	13.3	8.0	
10 to 50 puffs per day	0.8	2.5	6.2	10.9	4.5	
About one-half cartomiser per day	0.1	0.5	2.8	2.5	1.3	
About one cartomiser per day	0.1	0.5	0.5	2.2	0.7	
About one and one-half cartomisers per day	0.1	0.1	0.4	0.5	0.2	
Two cartomisers or more per day	0.1	0.3	0.9	0.7	0.5	
N of Valid	1409	1463	1280	963	5115	
N of Miss	175	184	61	53	473	

Table 139: During this school year, were you taught in any of your classes about the dangers of tobacco use?






Response	6	8	10	12	Total	
Never	12.3	10.9	20.9	28.4	17.0	
Rarely	10.7	12.4	20.1	20.8	15.4	
Sometimes	21.5	25.9	26.1	25.4	24.6	
Often	30.9	30.7	22.3	17.2	26.2	
Almost always	24.6	20.0	10.6	8.2	16.8	
N of Valid	1420	1483	1280	958	5141	
N of Miss	164	164	61	58	447	

Table 140: During the past 12 months, have you participated in any community activities to discourage people your age from using cigarettes, chewing tobacco, snuff, dip or cigars, e-cigarettes, e-cigars, or e-hookahs?






Response	6	8	10	12	Total	
Never	60.4	62.9	67.5	72.5	65.2	
Rarely	14.7	15.7	16.2	12.6	15.0	
Sometimes	11.7	11.5	8.5	8.7	10.3	
Often	8.0	5.7	5.3	3.4	5.8	
Almost always	5.1	4.2	2.4	2.8	3.7	
N of Valid	1379	1469	1281	962	5091	
N of Miss	205	178	60	54	497	

Table 141: Think back over the last two weeks. How many times have you had five or more alcoholic drinks in a row?


Response	6	8	10	12	Total	
None	97.9	94.5	87.5	82.3	91.4	
Once	1.1	2.9	6.1	8.5	4.3	
Twice	0.6	0.9	2.8	3.1	1.7	
3-5 times	0.4	1.1	2.0	2.9	1.5	
6-9 times	0.0	0.3	0.5	1.5	0.5	
10 or more times	0.0	0.2	1.0	1.7	0.6	
N of Valid	1395	1440	1275	962	5072	
N of Miss	189	207	66	54	516	

Table 142: During the past 30 days, how many times did you ride in a car or other vehicle driven by someone who had been drinking alcohol or using drugs to get high?


Response	6	8	10	12	Total	
0 times	92.2	88.6	86.1	89.2	89.1	
1 time	4.1	5.8	6.5	4.9	5.3	
2 or 3 times	1.8	3.5	4.2	2.3	3.0	
4 or 5 times	0.3	1.2	0.8	1.2	0.8	
6 or more times	1.6	1.0	2.4	2.4	1.8	
N of Valid	1396	1444	1269	963	5072	
N of Miss	188	203	72	53	516	

Table 143: During the past 30 days, how many times did you drive a car or other vehicle when you had been drinking alcohol or using drugs to get high?


Response	6	8	10	12	Total	
I did not drive a car in the past 30 days	52.5	58.2	41.9	20.6	45.3	
0 times	46.6	40.1	55.6	73.7	52.2	
1 time	0.4	0.8	1.3	2.6	1.1	
2 or 3 times	0.1	0.5	0.5	1.4	0.6	
4 or 5 times	0.2	0.1	0.3	0.4	0.2	
6 or more times	0.1	0.4	0.5	1.2	0.5	
N of Valid	1371	1435	1275	969	5050	
N of Miss	213	212	66	47	538	

Table 144: If you drank alcohol (not just a sip or taste) in the past year, where did you usually drink it?











Response	6	8	10	12	Total	
I did not drink alcohol in the past year	94.2	83.0	67.3	55.8	76.9	
At my home	3.4	7.7	12.1	15.5	9.1	
At someone else's home	1.5	7.2	17.3	24.4	11.5	
At an open area like a park, beach, field, back road, woods, or a street corner	0.2	0.7	1.4	1.5	0.9	
At a sporting event or concert	0.0	0.3	0.3	0.5	0.3	
At a restaurant, bar, or a nightclub	0.3	0.1	0.2	0.9	0.3	
At an empty building or a construction site	0.2	0.1	0.2	0.3	0.2	
At a hotel/motel	0.1	0.0	0.7	0.4	0.3	
An a car	0.1	0.1	0.2	0.5	0.2	
At school	0.0	0.7	0.2	0.1	0.3	
N of Valid	1361	1433	1263	955	5012	
N of Miss	223	214	78	61	576	

Table 145: How do you feel about someone your age having one or two drinks of an alcoholic beverage nearly every day?





Response	6	8	10	12	Total	
Neither approve nor disapprove	15.9	21.8	29.4	32.7	24.2	
Somewhat disapprove	8.6	14.7	20.6	21.7	15.8	
Strongly disapprove	62.3	53.7	40.6	37.6	49.7	
Don't know or can't say	13.2	9.9	9.4	8.0	10.3	
N of Valid	1383	1440	1278	967	5068	
N of Miss	201	207	63	49	520	

Table 146: On how many occasions have you had alcoholic beverages (beer, wine or hard liquor) to drink in your lifetime - more than just a few sips?






Response	6	8	10	12	Total	
0	90.1	78.0	60.7	50.2	71.6	
1-2	6.2	11.5	15.9	13.2	11.5	
3-5	2.5	4.8	8.5	11.2	6.3	
6-9	0.3	1.4	4.9	6.8	3.0	
10+	0.8	4.3	9.9	18.6	7.5	
N of Valid	1379	1438	1280	962	5059	
N of Miss	205	209	61	54	529	

Table 147: On how many occasions have you drunk one of more drinks of an alcoholic beverage during the past 30 days?


Response	6	8	10	12	Total	
0	97.6	93.1	83.0	76.5	88.6	
1-2	2.0	5.1	10.5	14.3	7.4	
3-5	0.2	0.9	4.0	4.7	2.2	
6-9	0.0	0.6	1.4	1.7	0.8	
10+	0.1	0.3	1.2	2.8	1.0	
N of Valid	1374	1430	1279	956	5039	
N of Miss	210	217	62	60	549	

Table 148: On how many occasions have you used marijuana (grass, pot) or hashish (hash, hash oil) in your lifetime?


Response	6	8	10	12	Total	
0	97.5	92.0	80.9	73.4	87.1	
1-2	1.2	3.5	6.6	6.1	4.1	
3-5	0.4	1.5	3.9	5.2	2.5	
6-9	0.1	1.0	1.8	3.8	1.5	
10+	0.8	2.0	6.8	11.6	4.7	
N of Valid	1377	1427	1272	957	5033	
N of Miss	207	220	69	59	555	

Table 149: On how many occasions have you used marijuana (grass, pot) or hashish (hash, hash oil) during the past 30 days?


Response	6	8	10	12	Total	
0	98.8	96.8	91.9	89.3	94.7	
1-2	0.7	2.0	3.4	3.7	2.3	
3-5	0.1	0.4	1.8	2.1	1.0	
6-9	0.1	0.1	0.9	0.7	0.4	
10+	0.2	0.7	2.0	4.2	1.6	
N of Valid	1372	1423	1274	957	5026	
N of Miss	212	224	67	59	562	

Table 150: On how many occasions have you used LSD or other psychedelics in your lifetime?






Response	6	8	10	12	Total	
0	99.6	99.2	98.7	96.9	98.7	
1-2	0.2	0.5	0.9	2.0	0.8	
3-5	0.0	0.1	0.2	0.6	0.2	
6-9	0.1	0.1	0.0	0.2	0.1	
10+	0.1	0.1	0.2	0.3	0.1	
N of Valid	1360	1425	1272	959	5016	
N of Miss	224	222	69	57	572	

Table 151: On how many occasions have you used LSD or other psychedelics during the past 30 days?






Response	6	8	10	12	Total	
0	99.8	99.6	99.7	99.0	99.5	
1-2	0.1	0.1	0.2	0.7	0.2	
3-5	0.1	0.1	0.0	0.1	0.1	
6-9	0.1	0.0	0.0	0.1	0.0	
10+	0.0	0.1	0.2	0.1	0.1	
N of Valid	1359	1428	1276	955	5018	
N of Miss	225	219	65	61	570	

Table 152: On how many occasions have you used cocaine or crack in your lifetime?






Response	6	8	10	12	Total	
0	99.5	99.2	99.2	98.0	99.1	
1-2	0.3	0.6	0.4	1.4	0.6	
3-5	0.0	0.0	0.0	0.1	0.0	
6-9	0.1	0.0	0.1	0.1	0.1	
10+	0.1	0.1	0.3	0.4	0.2	
N of Valid	1368	1428	1273	955	5024	
N of Miss	216	219	68	61	564	

Table 153: On how many occasions have you used cocaine or crack during the past 30 days?






Response	6	8	10	12	Total	
0	99.7	99.6	99.4	99.4	99.5	
1-2	0.1	0.2	0.2	0.4	0.2	
3-5	0.1	0.0	0.1	0.1	0.1	
6-9	0.1	0.0	0.0	0.0	0.0	
10+	0.0	0.2	0.3	0.1	0.2	
N of Valid	1363	1424	1272	956	5015	
N of Miss	221	223	69	60	573	

Table 154: On how many occasions have you sniffed glue, breathed the contents of an aerosol spray can, or inhaled other gases or sprays, in order to get high in your lifetime?






Response	6	8	10	12	Total	
0	93.8	93.1	94.3	96.9	94.3	
1-2	4.2	4.0	3.7	1.6	3.5	
3-5	0.7	1.5	1.1	0.6	1.0	
6-9	0.4	0.4	0.2	0.4	0.4	
10+	0.9	1.0	0.8	0.5	0.8	
N of Valid	1370	1427	1275	957	5029	
N of Miss	214	220	66	59	559	

Table 155: On how many occasions have you sniffed glue, breathed the contents of an aerosol spray can, or inhaled other gases or sprays, in order to get high during the past 30 days?






Response	6	8	10	12	Total	
0	96.7	97.3	98.5	98.7	97.7	
1-2	2.4	1.6	0.9	0.8	1.5	
3-5	0.6	0.5	0.2	0.1	0.4	
6-9	0.1	0.3	0.0	0.1	0.1	
10+	0.2	0.4	0.4	0.2	0.3	
N of Valid	1364	1424	1271	954	5013	
N of Miss	220	223	70	62	575	

Table 156: On how many occasions have you used Pegaramide (peg, Peggy, etc.) in your lifetime?

Response	6	8	10	12	Total	
0	100.0	100.0	100.0	100.0	100.0	
1-2	0.0	0.0	0.0	0.0	0.0	
3-5	0.0	0.0	0.0	0.0	0.0	
6-9	0.0	0.0	0.0	0.0	0.0	
10+	0.0	0.0	0.0	0.0	0.0	
N of Valid	1354	1423	1274	959	5010	
N of Miss	230	224	67	57	578	

Table 157: On how many occasions have you used Pegaramide (peg, Peggy, etc.) during the past 30 days?

Response	6	8	10	12	Total	
0	100.0	100.0	100.0	100.0	100.0	
1-2	0.0	0.0	0.0	0.0	0.0	
3-5	0.0	0.0	0.0	0.0	0.0	
6-9	0.0	0.0	0.0	0.0	0.0	
10+	0.0	0.0	0.0	0.0	0.0	
N of Valid	1348	1419	1272	959	4998	
N of Miss	236	228	69	57	590	

Table 158: On how many occasions have you used synthetic marijuana (K2, spice) in your lifetime?

Response	6	8	10	12	Total	
0	99.2	98.3	97.9	97.9	98.4	
1-2	0.6	1.1	0.9	1.2	0.9	
3-5	0.1	0.4	0.8	0.3	0.4	
6-9	0.0	0.1	0.2	0.1	0.1	
10+	0.1	0.2	0.2	0.4	0.2	
N of Valid	1365	1426	1268	960	5019	
N of Miss	219	221	73	56	569	



Table 159: On how many occasions have you used synthetic marijuana (K2, spice) during the past 30 days?






Response	6	8	10	12	Total	
0	99.7	99.4	99.1	99.5	99.4	
1-2	0.2	0.5	0.6	0.2	0.4	
3-5	0.1	0.1	0.1	0.2	0.1	
6-9	0.0	0.0	0.0	0.0	0.0	
10+	0.0	0.0	0.2	0.1	0.1	
N of Valid	1362	1421	1271	958	5012	
N of Miss	222	226	70	58	576	

Table 160: On how many occasions have you used methamphetamines (meth, speed, crank, crystal meth) in your lifetime?






Response	6	8	10	12	Total	
0	99.6	99.5	99.6	99.2	99.5	
1-2	0.3	0.4	0.2	0.4	0.3	
3-5	0.0	0.1	0.1	0.0	0.0	
6-9	0.1	0.0	0.0	0.1	0.0	
10+	0.0	0.1	0.1	0.3	0.1	
N of Valid	1359	1423	1271	959	5012	
N of Miss	225	224	70	57	576	

Table 161: On how many occasions have you used methamphetamines (meth, speed, crank, crystal meth) in the past 30 days?






Response	6	8	10	12	Total	
0	99.7	99.9	99.8	99.9	99.8	
1-2	0.3	0.1	0.1	0.1	0.1	
3-5	0.0	0.0	0.0	0.0	0.0	
6-9	0.0	0.0	0.0	0.0	0.0	
10+	0.0	0.1	0.1	0.0	0.0	
N of Valid	1360	1419	1272	959	5010	
N of Miss	224	228	69	57	578	

Table 162: On how many occasions have you used other chemical products (bath salts, plant food, etc.) in your lifetime?

Response	6	8	10	12	Total	
0	95.9	98.0	99.2	99.6	98.1	
1-2	2.7	1.0	0.6	0.0	1.2	
3-5	0.7	0.5	0.2	0.0	0.4	
6-9	0.3	0.1	0.0	0.0	0.1	
10+	0.4	0.4	0.1	0.4	0.3	
N of Valid	1357	1427	1270	959	5013	
N of Miss	227	220	71	57	575	

Table 163: On how many occasions have you used other chemical products (bath salts, plant food, etc.) during the past 30 days?

Response	6	8	10	12	Total	
0	98.8	99.1	99.8	99.9	99.3	
1-2	0.8	0.5	0.2	0.1	0.4	
3-5	0.0	0.3	0.0	0.0	0.1	
6-9	0.1	0.0	0.1	0.0	0.0	
10+	0.3	0.1	0.0	0.0	0.1	
N of Valid	1343	1420	1267	958	4988	
N of Miss	241	227	74	58	600	

Table 164: On how many occasions have you used heroin or other opiates in your lifetime?

Response	6	8	10	12	Total	
0	99.6	99.6	99.0	98.6	99.3	
1-2	0.2	0.3	0.6	0.3	0.3	
3-5	0.0	0.0	0.3	0.2	0.1	
6-9	0.1	0.0	0.1	0.2	0.1	
10+	0.1	0.1	0.1	0.6	0.2	
N of Valid	1351	1419	1267	959	4996	
N of Miss	233	228	74	57	592	

Table 165: On how many occasions have you used heroin or other opiates during the past 30 days?


Response	6	8	10	12	Total	
0	99.9	99.9	99.7	99.6	99.8	
1-2	0.1	0.0	0.2	0.1	0.1	
3-5	0.0	0.0	0.0	0.1	0.0	
6-9	0.0	0.0	0.1	0.2	0.1	
10+	0.0	0.1	0.1	0.0	0.0	
N of Valid	1334	1401	1259	948	4942	
N of Miss	250	246	82	68	646	

Table 166: On how many occasions have you used MDMA ('X', 'E', or ecstasy) in your lifetime?


Response	6	8	10	12	Total	
0	100.0	99.5	99.2	97.9	99.3	
1-2	0.0	0.4	0.6	1.3	0.5	
3-5	0.0	0.1	0.0	0.5	0.1	
6-9	0.0	0.0	0.0	0.1	0.0	
10+	0.0	0.0	0.2	0.2	0.1	
N of Valid	1327	1413	1260	954	4954	
N of Miss	257	234	81	62	634	

Table 167: On how many occasions have you used MDMA ('X', 'E', or ecstasy) during the past 30 days?


Response	6	8	10	12	Total	
0	99.8	99.7	99.8	99.6	99.7	
1-2	0.0	0.2	0.1	0.2	0.1	
3-5	0.0	0.0	0.0	0.1	0.0	
6-9	0.2	0.0	0.0	0.1	0.1	
10+	0.0	0.1	0.2	0.0	0.1	
N of Valid	1310	1408	1264	954	4936	
N of Miss	274	239	77	62	652	

Table 168: On how many occasions have you taken prescription drugs (such as Valium, Xanax, Ritalin, Adderall, OxyContin, Tramadol, or sleeping pills) not prescribed to you in your lifetime?

Response	6	8	10	12	Total	
0	96.4	94.1	92.7	91.2	93.8	
1-2	2.0	2.8	3.1	3.3	2.7	
3-5	0.4	1.1	1.7	1.7	1.2	
6-9	0.1	0.6	0.6	1.5	0.7	
10+	1.0	1.4	2.0	2.3	1.6	
N of Valid	1352	1418	1266	956	4992	
N of Miss	232	229	75	60	596	

Table 169: On how many occasions have you taken prescription drugs (such as Valium, Xanax, Ritalin, Adderall, OxyContin, Tramadol, or sleeping pills) not prescribed to you during the past 30 days?

Response	6	8	10	12	Total	
0	97.8	97.5	96.8	97.9	97.5	
1-2	1.5	1.8	2.1	1.4	1.7	
3-5	0.2	0.2	0.6	0.4	0.4	
6-9	0.2	0.1	0.2	0.0	0.1	
10+	0.3	0.3	0.2	0.3	0.3	
N of Valid	1352	1412	1267	956	4987	
N of Miss	232	235	74	60	601	

Table 170: On how many occasions have you taken non-prescription medicines such as diet pills (for example, Dietac, Dexatrim or Prolamine), stay-awake pills (for example No-Doz, Vivarin, or Wake), or cough or cold medicines (robos, DXM, etc.) to get high in your lifetime?

Response	6	8	10	12	Total	
0	98.5	97.6	96.8	97.7	97.7	
1-2	0.6	1.1	1.3	0.9	1.0	
3-5	0.4	0.4	0.4	0.8	0.5	
6-9	0.2	0.4	0.4	0.2	0.3	
10+	0.3	0.4	1.1	0.3	0.5	
N of Valid	1355	1421	1266	958	5000	
N of Miss	229	226	75	58	588	

Table 171: On how many occasions have you taken non-prescription medicines such as diet pills (for example, Dietac, Dexatrim or Prolamine), stay-awake pills (for example No-Doz, Vivarin, or Wake), or cough or cold medicines (robos, DXM, etc.) to get high during the past 30 days?






Response	6	8	10	12	Total	
0	99.2	98.6	98.4	99.5	98.9	
1-2	0.5	1.2	1.0	0.3	0.8	
3-5	0.1	0.1	0.2	0.0	0.1	
6-9	0.0	0.0	0.1	0.0	0.0	
10+	0.1	0.1	0.3	0.2	0.2	
N of Valid	1350	1416	1266	956	4988	
N of Miss	234	231	75	60	600	

Table 172: On how many occasions have you been drunk or very high from drinking alcoholic beverages during the past 30 days?






Response	6	8	10	12	Total	
0	99.0	97.1	90.4	86.0	93.8	
1-2	0.5	1.8	5.8	7.6	3.6	
3-5	0.3	0.4	2.2	3.9	1.5	
6-9	0.1	0.2	0.6	0.8	0.4	
10+	0.1	0.4	1.0	1.7	0.7	
N of Valid	1345	1409	1265	952	4971	
N of Miss	239	238	76	64	617	

Table 173: On how many occasions have you drunk flavored alcoholic beverages, sometimes called 'alcopops' (like Mike's Hard Lemonade, Smirnoff Ice, Bacardi Breezers, etc.) in your lifetime?






Response	6	8	10	12	Total	
0	96.3	89.1	77.9	68.9	84.4	
1-2	2.7	5.2	7.6	6.7	5.4	
3-5	0.6	3.1	5.8	8.3	4.1	
6-9	0.2	0.8	2.5	5.5	2.0	
10+	0.1	1.8	6.2	10.6	4.1	
N of Valid	1354	1419	1265	955	4993	
N of Miss	230	228	76	61	595	

Table 174: On how many occasions have you drunk flavored alcoholic beverages, sometimes called 'alcopops' (like Mike's Hard Lemonade, Smirnoff Ice, Bacardi Breezers, etc.) during the past 30 days?






Response	6	8	10	12	Total	
0	98.7	96.5	90.4	84.7	93.3	
1-2	1.0	2.6	6.1	9.4	4.4	
3-5	0.1	0.7	1.8	3.6	1.4	
6-9	0.1	0.1	0.9	1.3	0.5	
10+	0.1	0.1	0.7	1.0	0.4	
N of Valid	1345	1413	1269	957	4984	
N of Miss	239	234	72	59	604	

Table 175: If you smoked cigarettes (not just a puff or drag) in the past year, how did you usually get them?













Response	6	8	10	12	Total	
I did not smoke cigarettes in the past year	96.6	93.3	89.8	85.6	91.8	
I bought them myself with a fake ID	0.1	0.1	0.0	0.3	0.1	
I bought them myself without a fake ID	0.1	0.1	0.4	1.7	0.5	
I got them from someone I know age 18 or older	0.2	1.4	3.6	7.0	2.7	
I got them from someone I know under age 18	0.2	1.2	2.1	1.5	1.2	
I got them from my brother or sister	0.2	0.6	0.3	0.1	0.3	
I got them from home with my parents' permission	0.2	0.1	0.6	0.4	0.3	
I got them from home without my parents' permission	0.5	0.9	1.1	0.5	0.8	
I got them from another relative	0.2	0.3	0.3	0.7	0.4	
A stranger bought them for me	0.2	0.1	0.2	0.1	0.2	
I took them from a store or shop	0.0	0.1	0.0	0.0	0.0	
Other	1.5	1.7	1.6	2.0	1.7	
N of Valid	1307	1383	1233	947	4870	
N of Miss	277	264	108	69	718	

Table 176: If you used e-cigarettes, e-cigars, or e-hookahs (not just a puff or drag) in the past year, how did you usually get them? - I did not use e-cigarettes, e-cigars, or e-hookahs in the past year



Response	6	8	10	12	Total	
No	3.7	13.7	28.2	32.2	18.4	
Yes	96.3	86.3	71.8	67.8	81.6	
N of Valid	1276	1374	1230	945	4825	
N of Miss	0	0	0	0	0	

Table 177: If you used e-cigarettes, e-cigars, or e-hookahs (not just a puff or drag) in the past year, how did you usually get them? - I bought them in a store such as a convenience store, supermarket, discount store, or gas station



Response	6	8	10	12	Total	
No	99.7	99.7	98.9	95.6	98.7	
Yes	0.3	0.3	1.1	4.4	1.3	
N of Valid	1276	1374	1230	945	4825	
N of Miss	0	0	0	0	0	

Table 178: If you used e-cigarettes, e-cigars, or e-hookahs (not just a puff or drag) in the past year, how did you usually get them? - I got them on the Internet



Response	6	8	10	12	Total	
No	99.9	99.3	99.3	98.4	99.3	
Yes	0.1	0.7	0.7	1.6	0.7	
N of Valid	1276	1374	1230	945	4825	
N of Miss	0	0	0	0	0	

Table 179: If you used e-cigarettes, e-cigars, or e-hookahs (not just a puff or drag) in the past year, how did you usually get them? - I got them at a store that sells electronic cigarettes, such as a "vape shop"



Response	6	8	10	12	Total	
No	99.9	99.4	99.3	95.3	98.7	
Yes	0.1	0.6	0.7	4.7	1.3	
N of Valid	1276	1374	1230	945	4825	
N of Miss	0	0	0	0	0	

Table 180: If you used e-cigarettes, e-cigars, or e-hookahs (not just a puff or drag) in the past year, how did you usually get them? - I got them from a family member



Response	6	8	10	12	Total	
No	98.3	96.3	96.4	96.9	97.0	
Yes	1.7	3.7	3.6	3.1	3.0	
N of Valid	1276	1374	1230	945	4825	
N of Miss	0	0	0	0	0	

Table 181: If you used e-cigarettes, e-cigars, or e-hookahs (not just a puff or drag) in the past year, how did you usually get them? - I got them from a friend



Response	6	8	10	12	Total	
No	98.2	90.4	77.7	79.0	87.0	
Yes	1.8	9.6	22.3	21.0	13.0	
N of Valid	1276	1374	1230	945	4825	
N of Miss	0	0	0	0	0	

Table 182: If you used e-cigarettes, e-cigars, or e-hookahs (not just a puff or drag) in the past year, how did you usually get them? - A stranger got them for me



Response	6	8	10	12	Total	
No	99.8	99.5	99.0	98.8	99.3	
Yes	0.2	0.5	1.0	1.2	0.7	
N of Valid	1276	1374	1230	945	4825	
N of Miss	0	0	0	0	0	

Table 183: If you used e-cigarettes, e-cigars, or e-hookahs (not just a puff or drag) in the past year, how did you usually get them? - I took them from a store or shop



Response	6	8	10	12	Total	
No	100.0	100.0	99.8	100.0	99.9	
Yes	0.0	0.0	0.2	0.0	0.1	
N of Valid	1276	1374	1230	945	4825	
N of Miss	0	0	0	0	0	



Table 184: If you used e-cigarettes, e-cigars, or e-hookahs (not just a puff or drag) in the past year, how did you usually get them? - I got them some other way



Response	6	8	10	12	Total	
No	99.0	97.6	97.1	96.6	97.6	
Yes	1.0	2.4	2.9	3.4	2.4	
N of Valid	1276	1374	1230	945	4825	
N of Miss	0	0	0	0	0	

Table 185: If you used marijuana (grass, pot) (not just a puff or drag) in the past year, how did you usually get it? - I did not use marijuana (grass, pot) in the past year



Response	6	8	10	12	Total	
No	2.6	7.0	16.1	21.8	11.0	
Yes	97.4	93.0	83.9	78.2	89.0	
N of Valid	1275	1368	1227	946	4816	
N of Miss	0	0	0	0	0	

Table 186: If you used marijuana (grass, pot) (not just a puff or drag) in the past year, how did you usually get it? - I bought it myself



Response	6	8	10	12	Total	
No	99.8	98.0	95.6	90.6	96.4	
Yes	0.2	2.0	4.4	9.4	3.6	
N of Valid	1275	1368	1227	946	4816	
N of Miss	0	0	0	0	0	

Table 187: If you used marijuana (grass, pot) (not just a puff or drag) in the past year, how did you usually get it? - I got it from someone at school



Response	6	8	10	12	Total	
No	99.7	98.7	95.4	96.3	97.6	
Yes	0.3	1.3	4.6	3.7	2.4	
N of Valid	1275	1368	1227	946	4816	
N of Miss	0	0	0	0	0	

Table 188: If you used marijuana (grass, pot) (not just a puff or drag) in the past year, how did you usually get it? - I got it from someone with a medical marijuana card



Response	6	8	10	12	Total	
No	99.9	99.7	98.9	98.6	99.3	
Yes	0.1	0.3	1.1	1.4	0.7	
N of Valid	1275	1368	1227	946	4816	
N of Miss	0	0	0	0	0	

Table 189: If you used marijuana (grass, pot) (not just a puff or drag) in the past year, how did you usually get it? - I got it from my brother or sister



Response	6	8	10	12	Total	
No	99.8	99.0	98.0	98.5	98.9	
Yes	0.2	1.0	2.0	1.5	1.1	
N of Valid	1275	1368	1227	946	4816	
N of Miss	0	0	0	0	0	

Table 190: If you used marijuana (grass, pot) (not just a puff or drag) in the past year, how did you usually get it? - I got it from another relative



Response	6	8	10	12	Total	
No	99.6	98.1	97.8	97.0	98.2	
Yes	0.4	1.9	2.2	3.0	1.8	
N of Valid	1275	1368	1227	946	4816	
N of Miss	0	0	0	0	0	

Table 191: If you used marijuana (grass, pot) (not just a puff or drag) in the past year, how did you usually get it? - Other



Response	6	8	10	12	Total	
No	98.0	96.2	93.3	91.6	95.1	
Yes	2.0	3.8	6.7	8.4	4.9	
N of Valid	1275	1368	1227	946	4816	
N of Miss	0	0	0	0	0	

Table 192: If you drank alcohol (not just a sip or taste) in the past year, how did you usually get it?













Response	6	8	10	12	Total	
I did not drink alcohol in the past year	94.2	85.0	71.0	58.4	78.7	
I bought it myself with a fake ID	0.1	0.1	0.1	0.6	0.2	
I bought it myself without a fake ID	0.1	0.0	0.2	1.2	0.3	
I got it from someone I know age 21 or older	0.8	2.1	7.7	14.7	5.6	
I got it from someone I know under age 21	0.2	1.5	4.4	7.3	3.0	
I got it from my brother or sister	0.1	0.9	0.9	1.3	0.8	
I got it from home with my parents' permission	1.4	3.4	5.1	7.0	4.0	
I got it from home without my parents' permission	0.9	2.1	4.2	2.7	2.4	
I got it from another relative	0.5	1.3	1.8	1.4	1.2	
A stranger bought it for me	0.0	0.1	0.1	0.2	0.1	
I took it from a store or shop	0.0	0.1	0.0	0.1	0.0	
Other	1.7	3.2	4.5	5.1	3.5	
N of Valid	1281	1369	1229	937	4816	
N of Miss	303	278	112	79	772	

Table 193: If you used prescription drugs or over the counter drugs without a doctor telling you to use it or for the purpose of getting high, where did you get these drugs? - Did not use



Response	6	8	10	12	Total	
No	0.9	2.0	3.9	5.5	2.9	
Yes	99.1	98.0	96.1	94.5	97.1	
N of Valid	1275	1365	1225	945	4810	
N of Miss	0	0	0	0	0	

Table 194: If you used prescription drugs or over the counter drugs without a doctor telling you to use it or for the purpose of getting high, where did you get these drugs? -  
Bought or took from store or shop



Response	6	8	10	12	Total	
No	99.8	99.9	99.3	99.2	99.6	
Yes	0.2	0.1	0.7	0.8	0.4	
N of Valid	1275	1365	1225	945	4810	
N of Miss	0	0	0	0	0	

Table 195: If you used prescription drugs or over the counter drugs without a doctor telling you to use it or for the purpose of getting high, where did you get these drugs? -  
Got from parents with permission



Response	6	8	10	12	Total	
No	99.7	99.5	99.5	99.5	99.5	
Yes	0.3	0.5	0.5	0.5	0.5	
N of Valid	1275	1365	1225	945	4810	
N of Miss	0	0	0	0	0	

Table 196: If you used prescription drugs or over the counter drugs without a doctor telling you to use it or for the purpose of getting high, where did you get these drugs? -  
Got from home without permission



Response	6	8	10	12	Total	
No	99.7	99.4	98.1	98.9	99.1	
Yes	0.3	0.6	1.9	1.1	0.9	
N of Valid	1275	1365	1225	945	4810	
N of Miss	0	0	0	0	0	

Table 197: If you used prescription drugs or over the counter drugs without a doctor telling you to use it or for the purpose of getting high, where did you get these drugs? -  
Got from relative with permission



Response	6	8	10	12	Total	
No	99.9	99.6	99.7	99.4	99.7	
Yes	0.1	0.4	0.3	0.6	0.3	
N of Valid	1275	1365	1225	945	4810	
N of Miss	0	0	0	0	0	

Table 198: If you used prescription drugs or over the counter drugs without a doctor telling you to use it or for the purpose of getting high, where did you get these drugs? -  
Got from relative without permission



Response	6	8	10	12	Total	
No	99.9	99.9	99.6	100.0	99.9	
Yes	0.1	0.1	0.4	0.0	0.1	
N of Valid	1275	1365	1225	945	4810	
N of Miss	0	0	0	0	0	

Table 199: If you used prescription drugs or over the counter drugs without a doctor telling you to use it or for the purpose of getting high, where did you get these drugs? -  
Got from friend's home with permission



Response	6	8	10	12	Total	
No	100.0	99.9	99.3	99.2	99.6	
Yes	0.0	0.1	0.7	0.8	0.4	
N of Valid	1275	1365	1225	945	4810	
N of Miss	0	0	0	0	0	

Table 200: If you used prescription drugs or over the counter drugs without a doctor telling you to use it or for the purpose of getting high, where did you get these drugs? -  
Got from friend's home without permission



Response	6	8	10	12	Total	
No	100.0	99.9	99.6	99.8	99.8	
Yes	0.0	0.1	0.4	0.2	0.2	
N of Valid	1275	1365	1225	945	4810	
N of Miss	0	0	0	0	0	

Table 201: If you used prescription drugs or over the counter drugs without a doctor telling you to use it or for the purpose of getting high, where did you get these drugs? -  
Got from friend at school



Response	6	8	10	12	Total	
No	100.0	99.7	99.4	99.5	99.7	
Yes	0.0	0.3	0.6	0.5	0.3	
N of Valid	1275	1365	1225	945	4810	
N of Miss	0	0	0	0	0	

Table 202: If you used prescription drugs or over the counter drugs without a doctor telling you to use it or for the purpose of getting high, where did you get these drugs? -  
Got from friend at party



Response	6	8	10	12	Total	
No	100.0	100.0	99.4	99.7	99.8	
Yes	0.0	0.0	0.6	0.3	0.2	
N of Valid	1275	1365	1225	945	4810	
N of Miss	0	0	0	0	0	

Table 203: If you used prescription drugs or over the counter drugs without a doctor telling you to use it or for the purpose of getting high, where did you get these drugs? -  
Got from friend, elsewhere



Response	6	8	10	12	Total	
No	99.9	99.8	99.3	97.9	99.3	
Yes	0.1	0.2	0.7	2.1	0.7	
N of Valid	1275	1365	1225	945	4810	
N of Miss	0	0	0	0	0	

Table 204: If you used prescription drugs or over the counter drugs without a doctor telling you to use it or for the purpose of getting high, where did you get these drugs? -  
Got from internet sale



Response	6	8	10	12	Total	
No	99.8	99.9	99.8	99.9	99.9	
Yes	0.2	0.1	0.2	0.1	0.1	
N of Valid	1275	1365	1225	945	4810	
N of Miss	0	0	0	0	0	

Table 205: During the last month, about how many marijuana cigarettes, or the equivalent, did you smoke a day, on the average?


Response	6	8	10	12	Total	
None	99.0	96.0	92.7	90.4	94.9	
Less than 1 a day	0.6	2.3	4.4	3.7	2.7	
1 a day	0.1	0.4	1.1	1.8	0.8	
2-3 a day	0.2	0.8	1.2	2.2	1.0	
4-6 a day	0.0	0.1	0.2	1.1	0.3	
7-10 a day	0.1	0.1	0.1	0.0	0.1	
11 or more a day	0.1	0.3	0.2	0.7	0.3	
N of Valid	1303	1372	1229	937	4841	
N of Miss	281	275	112	79	747	

Table 206: How wrong do your friends feel it would be for YOU to: have one or two drinks of an alcoholic beverage nearly every day?

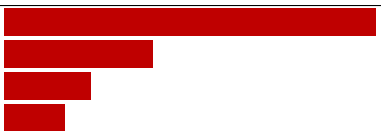
Response	6	8	10	12	Total	
Very wrong	77.2	63.7	47.3	41.0	58.8	
Wrong	15.3	20.8	26.6	27.0	22.0	
A little bit wrong	4.8	10.8	15.8	17.7	11.8	
Not at all wrong	2.6	4.7	10.3	14.3	7.4	
N of Valid	1329	1390	1237	947	4903	
N of Miss	255	257	104	69	685	

Table 207: How wrong do your friends feel it would be for YOU to: smoke tobacco?


Response	6	8	10	12	Total	
Very wrong	83.0	69.2	58.7	53.0	67.2	
Wrong	11.4	19.5	23.7	22.7	19.0	
A little bit wrong	3.3	8.4	10.5	13.0	8.4	
Not at all wrong	2.3	3.0	7.1	11.3	5.4	
N of Valid	1320	1388	1231	939	4878	
N of Miss	264	259	110	77	710	

Table 208: How wrong do your friends feel it would be for YOU to: smoke marijuana?





Response	6	8	10	12	Total	
Very wrong	85.4	70.8	50.1	43.8	64.3	
Wrong	9.0	13.8	19.2	18.2	14.7	
A little bit wrong	2.6	8.2	15.3	17.5	10.3	
Not at all wrong	3.0	7.2	15.4	20.5	10.7	
N of Valid	1314	1386	1231	943	4874	
N of Miss	270	261	110	73	714	

Table 209: How wrong do your friends feel it would be for YOU to: use prescription drugs not prescribed to you?





Response	6	8	10	12	Total	
Very wrong	85.4	76.9	72.4	73.1	77.3	
Wrong	10.9	14.9	17.0	15.7	14.5	
A little bit wrong	1.6	5.5	7.7	7.7	5.4	
Not at all wrong	2.1	2.7	2.9	3.6	2.8	
N of Valid	1309	1383	1230	939	4861	
N of Miss	275	264	111	77	727	

Table 210: How wrong would most adults (over 21) in your neighborhood think it is for kids your age: to use marijuana?





Response	6	8	10	12	Total	
Very wrong	89.4	79.9	67.9	62.4	76.0	
Wrong	6.3	12.4	18.1	19.0	13.5	
A little bit wrong	2.4	5.6	9.9	11.6	7.0	
Not at all wrong	1.9	2.1	4.1	6.9	3.5	
N of Valid	1308	1344	1229	936	4817	
N of Miss	276	303	112	80	771	



Table 211: How wrong would most adults (over 21) in your neighborhood think it is for kids your age: to drink alcohol?





Response	6	8	10	12	Total	
Very wrong	82.2	72.3	58.6	51.4	67.4	
Wrong	11.7	16.5	21.7	22.1	17.6	
A little bit wrong	3.9	8.8	14.3	17.8	10.6	
Not at all wrong	2.2	2.4	5.4	8.7	4.3	
N of Valid	1306	1343	1225	935	4809	
N of Miss	278	304	116	81	779	

Table 212: How wrong would most adults (over 21) in your neighborhood think it is for kids your age: to smoke cigarettes?





Response	6	8	10	12	Total	
Very wrong	85.0	78.4	69.8	61.6	74.7	
Wrong	9.2	13.5	18.9	20.1	15.0	
A little bit wrong	3.8	5.9	7.7	11.9	7.0	
Not at all wrong	2.1	2.2	3.6	6.4	3.3	
N of Valid	1304	1339	1227	935	4805	
N of Miss	280	308	114	81	783	

Table 213: How much do each of the following statements describe your neighborhood? crime and/or drug selling





Response	6	8	10	12	Total	
NO!	81.8	74.3	70.2	71.1	74.6	
no	11.8	17.2	20.3	17.8	16.6	
yes	4.6	6.6	7.3	7.6	6.4	
YES!	1.9	1.9	2.3	3.5	2.3	
N of Valid	1293	1344	1223	935	4795	
N of Miss	291	303	118	81	793	

Table 214: How much do each of the following statements describe your neighborhood? fights


Response	6	8	10	12	Total	
NO!	76.8	71.8	70.5	74.9	73.4	
no	14.4	19.4	21.0	18.1	18.2	
yes	6.8	6.9	6.9	5.5	6.6	
YES!	1.9	1.9	1.6	1.5	1.8	
N of Valid	1290	1341	1225	932	4788	
N of Miss	294	306	116	84	800	

Table 215: How much do each of the following statements describe your neighborhood? lots of empty or abandoned buildings


Response	6	8	10	12	Total	
NO!	76.7	74.2	72.1	74.8	74.5	
no	15.6	18.6	19.9	18.6	18.1	
yes	6.5	5.9	6.2	4.8	5.9	
YES!	1.2	1.3	1.8	1.7	1.5	
N of Valid	1292	1335	1224	934	4785	
N of Miss	292	312	117	82	803	

Table 216: How much do each of the following statements describe your neighborhood? lots of graffiti


Response	6	8	10	12	Total	
NO!	83.5	79.9	78.5	81.3	80.8	
no	13.1	17.6	19.7	16.6	16.7	
yes	2.3	1.7	1.3	1.0	1.6	
YES!	1.1	0.9	0.5	1.1	0.9	
N of Valid	1279	1321	1217	931	4748	
N of Miss	305	326	124	85	840	

Table 217: I feel safe in my neighborhood.


Response	6	8	10	12	Total	
NO!	4.5	3.4	1.8	2.7	3.2	
no	6.3	5.6	6.4	6.0	6.1	
yes	38.4	40.7	41.8	40.2	40.2	
YES!	50.8	50.2	50.0	51.1	50.5	
N of Valid	1306	1336	1216	930	4788	
N of Miss	278	311	125	86	800	

Table 218: If a kid smoked marijuana in your neighborhood would he or she be caught by the police?

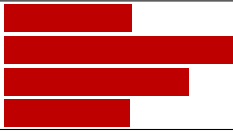
Response	6	8	10	12	Total	
NO!	13.2	17.1	20.4	25.6	18.5	
no	22.8	33.0	45.2	44.0	35.5	
yes	33.5	30.0	24.2	21.7	27.8	
YES!	30.5	19.9	10.3	8.8	18.1	
N of Valid	1276	1344	1227	935	4782	
N of Miss	308	303	114	81	806	

Table 219: If a kid drank some beer, wine or hard liquor (for example, vodka, whiskey, or gin) in your neighborhood would he or she be caught by the police?

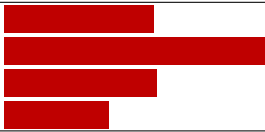
Response	6	8	10	12	Total	
NO!	14.3	19.5	25.7	32.0	22.2	
no	29.6	40.4	48.9	45.5	40.7	
yes	29.6	25.1	17.1	16.5	22.6	
YES!	26.5	15.0	8.3	6.0	14.6	
N of Valid	1272	1341	1223	934	4770	
N of Miss	312	306	118	82	818	

Table 220: If a kid carried a handgun in your neighborhood would he or she be caught by the police?





Response	6	8	10	12	Total	
NO!	13.1	16.7	19.6	23.0	17.7	
no	18.5	26.3	31.1	30.9	26.3	
yes	30.8	29.1	30.5	28.3	29.8	
YES!	37.7	27.9	18.7	17.8	26.2	
N of Valid	1271	1342	1222	936	4771	
N of Miss	313	305	119	80	817	

Table 221: If you wanted to get some cigarettes, how easy would it be for you to get some?





Response	6	8	10	12	Total	
Very hard	78.0	60.5	38.6	29.0	53.3	
Sort of hard	9.6	15.4	21.7	18.2	16.0	
Sort of easy	7.2	14.7	22.8	24.5	16.7	
Very easy	5.1	9.4	16.9	28.4	13.9	
N of Valid	1257	1323	1218	931	4729	
N of Miss	327	324	123	85	859	

Table 222: If you wanted to get some beer, wine or hard liquor (for example, vodka, whiskey, or gin), how easy would it be for you to get some?





Response	6	8	10	12	Total	
Very hard	72.2	53.3	30.9	24.4	46.9	
Sort of hard	11.5	14.9	16.8	13.2	14.2	
Sort of easy	9.2	17.1	25.5	25.9	18.9	
Very easy	7.1	14.7	26.7	36.6	20.1	
N of Valid	1251	1318	1212	927	4708	
N of Miss	333	329	129	89	880	

Table 223: If you wanted to get a drug like cocaine, LSD, or amphetamines, how easy would it be for you to get some?

Response	6	8	10	12	Total	
Very hard	93.4	85.4	73.4	65.5	80.5	
Sort of hard	3.8	8.3	15.0	17.6	10.7	
Sort of easy	1.6	3.9	7.0	9.4	5.2	
Very easy	1.2	2.4	4.6	7.5	3.7	
N of Valid	1244	1318	1216	933	4711	
N of Miss	340	329	125	83	877	

Table 224: If you wanted to get a handgun, how easy would it be for you to get one?

Response	6	8	10	12	Total	
Very hard	72.0	61.1	53.9	51.2	60.1	
Sort of hard	14.5	14.8	16.6	16.5	15.5	
Sort of easy	7.7	13.2	14.0	14.4	12.2	
Very easy	5.9	11.0	15.5	17.9	12.2	
N of Valid	1241	1320	1217	929	4707	
N of Miss	343	327	124	87	881	

Table 225: If you wanted to get some marijuana, how easy would it be for you to get some?

Response	6	8	10	12	Total	
Very hard	88.8	73.3	46.9	36.6	63.4	
Sort of hard	5.1	9.2	15.6	12.0	10.3	
Sort of easy	2.8	8.2	15.0	18.0	10.5	
Very easy	3.2	9.3	22.4	33.4	15.8	
N of Valid	1244	1321	1217	928	4710	
N of Miss	340	326	124	88	878	

Table 226: If you wanted to get prescription drugs for the purpose of getting high, how easy would it be for you to get some?





Response	6	8	10	12	Total	
Very hard	81.4	67.7	53.4	47.7	63.7	
Sort of hard	8.0	10.7	16.9	18.0	13.0	
Sort of easy	6.1	11.1	14.4	16.3	11.6	
Very easy	4.4	10.6	15.3	18.0	11.6	
N of Valid	1244	1321	1215	928	4708	
N of Miss	340	326	126	88	880	

Table 227: If you wanted to get synthetic marijuana such as K2 or chemical products such as bath salts to get high, how easy would it be for you to get some?





Response	6	8	10	12	Total	
Very hard	90.1	84.1	71.9	63.9	78.5	
Sort of hard	4.7	7.7	14.3	20.2	11.1	
Sort of easy	3.1	4.2	6.6	8.2	5.3	
Very easy	2.1	4.0	7.2	7.8	5.1	
N of Valid	1243	1318	1215	928	4704	
N of Miss	341	329	126	88	884	

Table 228: If you wanted to get steroids to use or to enhance athletic performance, how easy would it be for you to get some?





Response	6	8	10	12	Total	
Very hard	90.0	83.3	73.1	67.0	79.2	
Sort of hard	5.8	9.5	14.2	17.2	11.3	
Sort of easy	2.6	3.7	7.5	9.8	5.6	
Very easy	1.6	3.5	5.3	6.0	4.0	
N of Valid	1240	1315	1214	930	4699	
N of Miss	344	332	127	86	889	

Table 229: If you wanted to get e-cigarettes, e-cigars, or e-hookahs, how easy would it be for you to get some?





Response	6	8	10	12	Total	
Very hard	82.4	64.2	39.5	30.8	56.0	
Sort of hard	6.9	9.0	10.3	7.6	8.5	
Sort of easy	5.5	10.2	14.1	14.0	10.7	
Very easy	5.2	16.6	36.1	47.6	24.8	
N of Valid	1245	1317	1216	931	4709	
N of Miss	339	330	125	85	879	

Table 230: During the past 12 months, have you participated in any alcohol prevention programs or seen any alcohol prevention messages in your school or community? Yes, a school-based program focused on preventing underage drinking and/or drinking and driving.



Response	6	8	10	12	Total	
No	61.3	69.4	78.3	83.3	72.3	
Yes	38.7	30.6	21.7	16.7	27.7	
N of Valid	1227	1322	1209	929	4687	
N of Miss	0	0	0	0	0	

Table 231: During the past 12 months, have you participated in any alcohol prevention programs or seen any alcohol prevention messages in your school or community? Yes, a community-based program focused on preventing underage drinking and/or drinking and driving (for example, through your church or temple or through youth groups like Boys and Girls Club or 4-H).



Response	6	8	10	12	Total	
No	89.6	90.6	93.6	95.9	92.2	
Yes	10.4	9.4	6.4	4.1	7.8	
N of Valid	1227	1322	1209	929	4687	
N of Miss	0	0	0	0	0	

Table 232: During the past 12 months, have you participated in any alcohol prevention programs or seen any alcohol prevention messages in your school or community? Yes, a media campaign addressing underage drinking and/or drinking and driving (for example, newspaper ads, posters, pamphlets, radio, TV).



Response	6	8	10	12	Total	
No	89.7	87.5	88.2	90.0	88.8	
Yes	10.3	12.5	11.8	10.0	11.2	
N of Valid	1227	1322	1209	929	4687	
N of Miss	0	0	0	0	0	

Table 233: During the past 12 months, have you participated in any alcohol prevention programs or seen any alcohol prevention messages in your school or community? No



Response	6	8	10	12	Total	
No	43.3	36.7	30.3	24.1	34.3	
Yes	56.7	63.3	69.7	75.9	65.7	
N of Valid	1227	1322	1209	929	4687	
N of Miss	0	0	0	0	0	

Table 234: How wrong do your parents feel it would be for YOU to: have one or two drinks of an alcoholic beverage nearly every day?





Response	6	8	10	12	Total	
Very wrong	90.1	85.8	80.3	74.9	83.4	
Wrong	6.9	9.2	12.5	16.4	10.8	
A little bit wrong	1.9	3.6	5.0	6.1	4.0	
Not at all wrong	1.1	1.3	2.1	2.6	1.7	
N of Valid	1268	1293	1210	929	4700	
N of Miss	316	354	131	87	888	

Table 235: How wrong do your parents feel it would be for YOU to: smoke tobacco?





Response	6	8	10	12	Total	
Very wrong	92.9	90.7	86.4	82.6	88.6	
Wrong	4.5	6.7	9.8	11.0	7.7	
A little bit wrong	1.6	1.8	2.2	4.8	2.5	
Not at all wrong	1.0	0.9	1.6	1.6	1.2	
N of Valid	1262	1287	1206	929	4684	
N of Miss	322	360	135	87	904	



Table 236: How wrong do your parents feel it would be for YOU to: smoke marijuana?





Response	6	8	10	12	Total	
Very wrong	94.5	89.8	81.2	77.8	86.5	
Wrong	3.3	5.8	9.9	10.6	7.1	
A little bit wrong	1.4	2.6	5.3	6.0	3.6	
Not at all wrong	0.8	1.9	3.6	5.6	2.8	
N of Valid	1255	1280	1205	924	4664	
N of Miss	329	367	136	92	924	

Table 237: How wrong do your parents feel it would be for YOU to: use prescription drugs not prescribed to you?





Response	6	8	10	12	Total	
Very wrong	94.6	92.8	90.2	89.3	91.9	
Wrong	3.7	4.8	7.1	7.5	5.7	
A little bit wrong	1.0	1.4	1.7	2.7	1.6	
Not at all wrong	0.6	1.0	0.9	0.4	0.8	
N of Valid	1262	1287	1209	928	4686	
N of Miss	322	360	132	88	902	

Table 238: How wrong do your parents feel it would be for YOU to: steal something?





Response	6	8	10	12	Total	
Very wrong	89.6	86.3	84.9	88.5	87.3	
Wrong	8.7	11.1	11.8	9.6	10.3	
A little bit wrong	1.0	1.9	2.6	1.4	1.8	
Not at all wrong	0.6	0.6	0.7	0.4	0.6	
N of Valid	1255	1287	1205	923	4670	
N of Miss	329	360	136	93	918	

Table 239: How wrong do your parents feel it would be for YOU to: draw graffiti, write things, or draw pictures on buildings or other property (without the owner's permission)?





Response	6	8	10	12	Total	
Very wrong	89.8	85.3	83.1	83.8	85.6	
Wrong	7.8	10.0	11.2	12.4	10.2	
A little bit wrong	1.5	3.5	4.2	2.6	3.0	
Not at all wrong	1.0	1.2	1.4	1.2	1.2	
N of Valid	1260	1286	1209	927	4682	
N of Miss	324	361	132	89	906	

Table 240: How wrong do your parents feel it would be for YOU to: pick a fight with someone?





Response	6	8	10	12	Total	
Very wrong	72.3	61.9	63.0	64.6	65.5	
Wrong	19.2	23.4	21.9	21.5	21.5	
A little bit wrong	6.4	11.5	12.9	11.6	10.5	
Not at all wrong	2.1	3.2	2.2	2.3	2.5	
N of Valid	1258	1289	1211	925	4683	
N of Miss	326	358	130	91	905	

Table 241: During the past 12 months, have you talked with at least one of your parents about the dangers of underage drinking and/or drinking and driving? By parents, we mean either your biological parents, adoptive parents, stepparents, or adult guardians - whether or not they live with you.



Response	6	8	10	12	Total	
No	49.3	49.1	47.4	51.7	49.2	
Yes	50.7	50.9	52.6	48.3	50.8	
N of Valid	1210	1254	1170	894	4528	
N of Miss	374	393	171	122	1060	

Table 242: The rules in my family are clear.

Response	6	8	10	12	Total	
NO!	4.0	4.0	3.6	4.0	3.9	
no	5.4	6.0	5.7	5.5	5.7	
yes	30.2	35.0	37.0	34.6	34.2	
YES!	60.3	55.0	53.6	55.9	56.2	
N of Valid	1235	1273	1208	922	4638	
N of Miss	349	374	133	94	950	

Table 243: People in my family have serious arguments about the same things, and often insult or yell at each other.

Response	6	8	10	12	Total	
NO!	41.0	34.0	30.5	33.4	34.8	
no	36.1	38.6	38.9	38.8	38.1	
yes	15.3	18.0	20.4	18.4	18.0	
YES!	7.6	9.4	10.2	9.4	9.1	
N of Valid	1241	1266	1208	928	4643	
N of Miss	343	381	133	88	945	

Table 244: When I am not at home, one of my parents knows where I am and who I am with.

Response	6	8	10	12	Total	
NO!	5.1	3.6	3.7	4.5	4.2	
no	2.8	4.6	4.8	7.9	4.8	
yes	24.4	29.5	34.6	37.2	31.0	
YES!	67.7	62.2	56.9	50.4	60.0	
N of Valid	1244	1273	1205	925	4647	
N of Miss	340	374	136	91	941	

Table 245: My family has clear rules about alcohol and drug use.

Response	6	8	10	12	Total	
NO!	6.5	4.3	4.3	5.0	5.0	
no	6.1	6.2	8.0	8.4	7.1	
yes	19.0	26.4	30.4	33.4	26.9	
YES!	68.4	63.1	57.3	53.2	61.0	
N of Valid	1235	1264	1202	925	4626	
N of Miss	349	383	139	91	962	

Table 246: If you skipped school would you be caught by your parents?

Response	6	8	10	12	Total	
NO!	4.1	4.6	5.2	7.3	5.2	
no	5.1	8.8	11.6	13.8	9.5	
yes	19.7	25.0	30.1	33.0	26.5	
YES!	71.1	61.6	53.1	45.8	58.8	
N of Valid	1231	1267	1201	926	4625	
N of Miss	353	380	140	90	963	

Table 247: My parents ask if I've gotten my homework done.

Response	6	8	10	12	Total	
NO!	5.7	6.1	8.5	12.5	7.9	
no	7.4	13.9	17.2	22.6	14.7	
yes	25.8	30.6	32.4	33.0	30.3	
YES!	61.2	49.5	41.9	31.9	47.1	
N of Valid	1238	1269	1201	926	4634	
N of Miss	346	378	140	90	954	

Table 248: Would your parents know if you did not come home on time?

Response	6	8	10	12	Total	
NO!	4.2	4.2	4.3	5.7	4.5	
no	6.0	8.0	8.1	10.9	8.0	
yes	22.3	26.7	31.5	31.4	27.7	
YES!	67.5	61.2	56.1	52.0	59.7	
N of Valid	1234	1268	1203	929	4634	
N of Miss	350	379	138	87	954	

Table 249: Do you know how to properly dispose of leftover prescription drugs?

Response	6	8	10	12	Total	
No	75.6	68.1	60.0	53.1	65.0	
Yes	24.4	31.9	40.0	46.9	35.0	
N of Valid	1193	1234	1176	908	4511	
N of Miss	391	413	165	108	1077	

Table 250: Have any of your brothers or sisters ever: drunk beer, wine or hard liquor (for example, vodka, whiskey or gin)?

Response	6	8	10	12	Total	
No	76.1	61.1	49.5	43.3	58.6	
Yes	20.5	34.7	46.2	50.9	37.1	
I don't have any brothers or sisters	3.4	4.2	4.3	5.8	4.3	
N of Valid	1251	1291	1216	930	4688	
N of Miss	333	356	125	86	900	

Table 251: Have any of your brothers or sisters ever: smoked marijuana?

Response	6	8	10	12	Total	
No	89.7	80.1	68.5	62.7	76.2	
Yes	6.7	16.0	27.6	31.7	19.7	
I don't have any brothers or sisters	3.6	3.9	3.9	5.5	4.1	
N of Valid	1247	1282	1211	926	4666	
N of Miss	337	365	130	90	922	

Table 252: Have any of your brothers or sisters ever: smoked cigarettes?

Response	6	8	10	12	Total	
No	85.3	76.4	69.5	66.0	74.9	
Yes	11.1	19.5	26.3	28.6	20.8	
I don't have any brothers or sisters	3.6	4.1	4.2	5.4	4.3	
N of Valid	1253	1279	1208	926	4666	
N of Miss	331	368	133	90	922	

Table 253: Have any of your brothers or sisters ever: taken a handgun to school?

Response	6	8	10	12	Total	
No	95.0	95.0	94.7	94.1	94.7	
Yes	1.4	1.0	1.3	0.5	1.1	
I don't have any brothers or sisters	3.5	4.0	4.0	5.4	4.1	
N of Valid	1249	1275	1211	925	4660	
N of Miss	335	372	130	91	928	

Table 254: Have any of your brothers or sisters ever: been suspended or expelled from school?

Response	6	8	10	12	Total	
No	81.9	76.2	75.0	75.6	77.3	
Yes	14.5	19.8	21.0	18.8	18.5	
I don't have any brothers or sisters	3.5	4.1	4.0	5.6	4.2	
N of Valid	1246	1280	1214	925	4665	
N of Miss	338	367	127	91	923	

Table 255: Have any of your brothers or sisters ever: used e-cigarettes, e-cigars or e-hookahs (vaping)?

Response	6	8	10	12	Total	
No	81.1	71.4	60.2	57.9	68.4	
Yes	15.4	24.6	35.9	36.7	27.5	
I don't have any brothers or sisters	3.5	4.0	4.0	5.4	4.1	
N of Valid	1244	1279	1213	927	4663	
N of Miss	340	368	128	89	925	

Table 256: Have any of your brothers or sisters ever: used prescription drugs not prescribed to him/her?




Response	6	8	10	12	Total	
No	93.3	89.1	87.0	83.4	88.5	
Yes	3.1	7.0	8.8	11.2	7.3	
I don't have any brothers or sisters	3.6	3.9	4.2	5.4	4.2	
N of Valid	1245	1272	1212	927	4656	
N of Miss	339	375	129	89	932	

Table 257: Have you changed homes in the past year (the last 12 months)?



Response	6	8	10	12	Total	
No	75.3	74.2	79.8	81.4	77.4	
Yes	24.7	25.8	20.2	18.6	22.6	
N of Valid	1241	1276	1197	914	4628	
N of Miss	343	371	144	102	960	

Table 258: How many times have you changed homes since kindergarten?






Response	6	8	10	12	Total	
Never	36.7	32.5	29.8	29.4	32.3	
1 or 2 times	33.6	31.7	33.2	31.1	32.5	
3 or 4 times	19.4	19.7	18.5	19.8	19.3	
5 or 6 times	6.3	8.8	9.2	9.6	8.4	
7 or more times	4.0	7.2	9.3	10.2	7.5	
N of Valid	1248	1289	1212	926	4675	
N of Miss	336	358	129	90	913	

Table 259: Have you changed schools (including changing from elementary to middle and middle to high school) in the past year?



Response	6	8	10	12	Total	
No	50.2	55.6	52.8	81.4	58.6	
Yes	49.8	44.4	47.2	18.6	41.4	
N of Valid	1232	1275	1204	920	4631	
N of Miss	352	372	137	96	957	

Table 260: How many times have you changed schools since kindergarten (including changing from elementary to middle and middle to high school)?






Response	6	8	10	12	Total	
Never	29.3	28.4	25.7	22.9	26.9	
1 or 2 times	44.6	28.6	19.7	20.2	28.9	
3 or 4 times	16.9	28.4	31.0	34.7	27.3	
5 or 6 times	6.2	8.6	15.2	14.3	10.8	
7 or more times	3.0	5.9	8.3	7.9	6.2	
N of Valid	1239	1283	1202	922	4646	
N of Miss	345	364	139	94	942	

Table 261: Has anyone in your family ever had severe alcohol or drug problems?



Response	6	8	10	12	Total	
No	68.7	60.8	55.5	51.1	59.6	
Yes	31.3	39.2	44.5	48.9	40.4	
N of Valid	1219	1270	1199	912	4600	
N of Miss	365	377	142	104	988	

Table 262: About how many adults (over 21) have you known personally who in the past year have: used marijuana, crack, cocaine, or other drugs?






Response	6	8	10	12	Total	
0	78.8	69.2	59.9	55.2	66.6	
1	11.5	14.6	15.3	15.4	14.1	
2	5.0	6.6	9.6	11.7	8.0	
3-4	1.9	5.0	7.7	7.8	5.4	
5	2.7	4.6	7.5	9.9	5.9	
N of Valid	1248	1289	1210	928	4675	
N of Miss	336	358	131	88	913	



Table 263: About how many adults (over 21) have you known personally who in the past year have: sold or dealt drugs?


Response	6	8	10	12	Total	
0	89.6	80.5	75.3	74.9	80.5	
1	5.5	10.7	11.0	10.1	9.3	
2	2.7	3.7	5.3	6.2	4.4	
3-4	1.1	2.2	5.1	4.4	3.1	
5	1.0	2.9	3.3	4.4	2.8	
N of Valid	1240	1284	1206	924	4654	
N of Miss	344	363	135	92	934	

Table 264: About how many adults (over 21) have you known personally who in the past year have: done other things that could get them in trouble with the police, like stealing, selling stolen goods, mugging or assaulting others, etc.?


Response	6	8	10	12	Total	
0	85.0	77.5	72.2	74.8	77.6	
1	9.0	10.9	13.8	9.6	10.9	
2	3.1	5.5	5.1	6.0	4.9	
3-4	1.4	2.8	4.4	3.9	3.1	
5	1.6	3.3	4.5	5.7	3.6	
N of Valid	1239	1282	1206	927	4654	
N of Miss	345	365	135	89	934	

Table 265: About how many adults (over 21) have you known personally who in the past year have: gotten drunk or high?

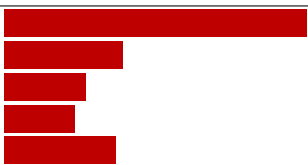




Response	6	8	10	12	Total	
0	61.7	47.4	40.5	36.7	47.3	
1	18.2	19.0	15.3	14.7	17.0	
2	7.5	11.6	13.3	11.1	10.8	
3-4	4.4	8.6	11.3	12.7	9.0	
5	8.2	13.4	19.6	24.8	15.9	
N of Valid	1239	1269	1203	923	4634	
N of Miss	345	378	138	93	954	

Table 266: How honest were you in filling out this survey?

Response	6	8	10	12	Total	
I was very honest	80.8	79.1	78.7	79.3	79.5	
I was honest pretty much of the time	16.6	16.6	18.2	16.7	17.0	
I was honest some of the time	2.1	3.5	2.5	2.9	2.8	
I was honest once in a while	0.5	0.8	0.7	1.1	0.7	
I was not honest at all	0.0	0.0	0.0	0.0	0.0	
N of Valid	1274	1326	1221	932	4753	
N of Miss	310	321	120	84	835	