

# 2015 APNA

Arkansas Prevention Needs Assessment Student Survey

Region 6  
Tables

**Arkansas Department of Human Services  
Division of Behavioral Health Services  
Prevention Services**

Conducted by International Survey Associates dba Pride Surveys



## Contents

### 1 INTRODUCTION

11

### 2 PERCENTAGE TABLES

16

## List of Tables

1	Sex . . . . .	17
2	Age . . . . .	17
3	Are you Hispanic or Latino? . . . . .	17
4	What is your race? Black or African American . . . . .	18
5	What is your race? Asian . . . . .	18
6	What is your race? American Indian . . . . .	18
7	What is your race? Alaska Native . . . . .	18
8	What is your race? White . . . . .	19
9	What is your race? Native Hawaiian or Other Pacific Islander . . . . .	19
10	What is your race? Other . . . . .	19
11	What is the highest level of schooling completed by your mother or father? . . . . .	20
12	Think of where you live most of the time. Which of the following people live there with you? Mother . . . . .	20
13	Think of where you live most of the time. Which of the following people live there with you? Stepmother . . . . .	20
14	Think of where you live most of the time. Which of the following people live there with you? Foster Mother . . . . .	21
15	Think of where you live most of the time. Which of the following people live there with you? Grandmother . . . . .	21
16	Think of where you live most of the time. Which of the following people live there with you? Aunt . . . . .	21
17	Think of where you live most of the time. Which of the following people live there with you? Father . . . . .	21
18	Think of where you live most of the time. Which of the following people live there with you? Stepfather . . . . .	22
19	Think of where you live most of the time. Which of the following people live there with you? Foster Father . . . . .	22
20	Think of where you live most of the time. Which of the following people live there with you? Grandfather . . . . .	22
21	Think of where you live most of the time. Which of the following people live there with you? Uncle . . . . .	22
22	Think of where you live most of the time. Which of the following people live there with you? Other Adults . . . . .	23
23	Think of where you live most of the time. Which of the following people live there with you? Brother(s) . . . . .	23
24	Think of where you live most of the time. Which of the following people live there with you? Stepbrother(s) . . . . .	23
25	Think of where you live most of the time. Which of the following people live there with you? Sister(s) . . . . .	23
26	Think of where you live most of the time. Which of the following people live there with you? Stepsister(s) . . . . .	24

27	Think of where you live most of the time. Which of the following people live there with you? Other Children . . . . .	24
28	In my school, students have lots of chances to help decide things like class activities and rules. . . . .	24
29	Teachers ask me to work on special classroom projects. . . . .	24
30	My teacher(s) notices when I am doing a good job and lets me know about it. . . . .	25
31	There are lots of chances for students in my school to get involved in sports, clubs, and other school activities outside of class. . . . .	25
32	There are lots of chances for students in my school to talk with a teacher one-on-one. . . . .	25
33	I feel safe at my school. . . . .	26
34	The school lets my parents know when I have done something well. . . . .	26
35	My teachers praise me when I work hard in school. . . . .	26
36	Are your school grades better than the grades of most students in your class? . . . . .	27
37	I have lots of chances to be part of class discussions or activities. . . . .	27
38	Now thinking back over the past year in school, how often did you: enjoy being in school? . . . . .	27
39	Now thinking back over the past year in school, how often did you: hate being in school? . . . . .	28
40	Now thinking back over the past year in school, how often did you: try to do your best work in school? . . . . .	28
41	How often do you feel that the school work you are assigned is meaningful and important? . . . . .	28
42	Putting them all together, what were your grades like last year? . . . . .	29
43	How important do you think the things you are learning in school are going to be for your later life? . . . . .	29
44	Do your parents care about your skipping or cutting school? . . . . .	29
45	During the LAST FOUR WEEKS how many whole days of school have you missed because you skipped or 'cut'? . . . . .	30
46	What are the chances you would be seen as cool if you: smoked cigarettes? . . . . .	30
47	What are the chances you would be seen as cool if you: worked hard at school? . . . . .	30
48	What are the chances you would be seen as cool if you: began drinking alcoholic beverages regularly, that is, at least once or twice a month? . . . . .	31
49	What are the chances you would be seen as cool if you: defended someone who was being bullied? . . . . .	31
50	What are the chances you would be seen as cool if you: smoked marijuana? . . . . .	31
51	What are the chances you would be seen as cool if you: carried a handgun? . . . . .	32

52	What are the chances you would be seen as cool if you: used e-cigarettes, e-cigars or e-hookahs? . . . . .	32
53	What are the chances you would be seen as cool if you: bullied someone or cyber bullied someone? . . . . .	32
54	Think of your four best friends (the friends you feel closest to). In the past year (12 months), how many of your best friends have: participated in clubs, organizations or activities at school? . . . . .	33
55	Think of your four best friends (the friends you feel closest to). In the past year (12 months), how many of your best friends have: smoked cigarettes? . . . . .	33
56	Think of your four best friends (the friends you feel closest to). In the past year (12 months), how many of your best friends have: tried beer, wine or hard liquor (for example, vodka, whiskey, or gin) when their parents didn't know about it? . . . . .	33
57	Think of your four best friends (the friends you feel closest to). In the past year (12 months), how many of your best friends have: used e-cigarettes, e-cigars, or e-hookahs? . . . . .	34
58	Think of your four best friends (the friends you feel closest to). In the past year (12 months), how many of your best friends have: used marijuana? . . . . .	34
59	Think of your four best friends (the friends you feel closest to). In the past year (12 months), how many of your best friends have: used prescription drugs or non-prescription drugs for the purpose of getting high? . . . . .	34
60	Think of your four best friends (the friends you feel closest to). In the past year (12 months), how many of your best friends have: used synthetic marijuana (K2, spice) or bath salts? . . . . .	35
61	Think of your four best friends (the friends you feel closest to). In the past year (12 months), how many of your best friends have: used LSD, cocaine, amphetamines, or other illegal drugs? . . . . .	35
62	Think of your four best friends (the friends you feel closest to). In the past year (12 months), how many of your best friends have: been bullied? . . . . .	35
63	Think of your four best friends (the friends you feel closest to). In the past year (12 months), how many of your best friends have: been suspended from school? . . . . .	36
64	Think of your four best friends (the friends you feel closest to). In the past year (12 months), how many of your best friends have: carried a handgun? . . . . .	36
65	Think of your four best friends (the friends you feel closest to). In the past year (12 months), how many of your best friends have: sold illegal drugs? . . . . .	36
66	Think of your four best friends (the friends you feel closest to). In the past year (12 months), how many of your best friends have: regularly attended religious services? . . . . .	37



67	Think of your four best friends (the friends you feel closest to). In the past year (12 months), how many of your best friends have: stolen or tried to steal a motor vehicle such as a car or motorcycle?	37
68	Think of your four best friends (the friends you feel closest to). In the past year (12 months), how many of your best friends have: been arrested?	37
69	Think of your four best friends (the friends you feel closest to). In the past year (12 months), how many of your best friends have: dropped out of school?	38
70	Think of your four best friends (the friends you feel closest to). In the past year (12 months), how many of your best friends have: been members of a gang?	38
71	How old were you when you first: smoked marijuana?	38
72	How old were you when you first: smoked a cigarette, even just a puff?	39
73	How old were you when you first: had more than a sip or two of beer, wine or hard liquor (for example, vodka, whiskey, or gin)?	39
74	How old were you when you first: began drinking alcoholic beverages regularly, that is, at least once or twice a month?	40
75	How old were you when you first: used Daztrex?	40
76	How old were you when you first: got suspended from school?	41
77	How old were you when you first: got arrested?	41
78	How old were you when you first: carried a handgun?	42
79	How old were you when you first: used e-cigarettes, e-cigars, or e-hookahs?	42
80	How old were you when you first: belonged to a gang?	43
81	How old were you when you first: used prescription drugs not prescribed to you?	43
82	How wrong do you think it is for someone your age to: take a handgun to school?	44
83	How wrong do you think it is for someone your age to: steal anything?	44
84	How wrong do you think it is for someone your age to: pick a fight with someone?	44
85	How wrong do you think it is for someone your age to: attack someone with the idea of seriously hurting them?	45
86	How wrong do you think it is for someone your age to: stay away from school all day when their parents think they are at school?	45
87	How wrong do you think it is for someone your age to: drink beer, wine or hard liquor (for example, vodka, whiskey, or gin) regularly?	45
88	How wrong do you think it is for someone your age to: smoke cigarettes?	46
89	How wrong do you think it is for someone your age to: smoke marijuana?	46

90	How wrong do you think it is for someone your age to: use prescription drugs or non-prescription drugs for the purpose of getting high?	46
91	How wrong do you think it is for someone your age to: use synthetic marijuana (K2, spice) or bath salts?	47
92	How wrong do you think it is for someone your age to: use LSD, cocaine, amphetamines or another illegal drug?	47
93	How wrong do you think it is for someone your age to: use e-cigarettes, e-cigars or e-hookahs?	47
94	At school during the past 12 months, did you receive help from the resource teacher, speech therapist or other special education teacher?	48
95	How many times in the past year (12 months) have you: been suspended from school?	48
96	How many times in the past year (12 months) have you: carried a handgun?	48
97	How many times in the past year (12 months) have you: sold illegal drugs?	49
98	How many times in the past year (12 months) have you: stolen or tried to steal a motor vehicle such as a car or motorcycle?	49
99	How many times in the past year (12 months) have you: participated in clubs, organizations or activities at school?	50
100	How many times in the past year (12 months) have you: been arrested?	50
101	How many times in the past year (12 months) have you: attacked someone with the idea of seriously hurting them?	51
102	How many times in the past year (12 months) have you: been drunk or high at school?	51
103	How many times in the past year (12 months) have you: taken a handgun to school?	52
104	Are you currently on probation, or assigned a probation officer with Juvenile Court?	52
105	Have you ever belonged to a gang?	52
106	If you have ever belonged to a gang, did that gang have a name?	53
107	You are at a party at someone's house, and one of your friends offers you a drink containing alcohol. What would you say or do?	53
108	How often do you attend religious services or activities?	53
109	I think sometimes it's okay to cheat at school.	54
110	It is important to think before you act.	54
111	Sometimes I think that life is not worth it.	54
112	At times I think I am no good at all.	55
113	All in all, I am inclined to think that I am a failure.	55
114	In the past year, have you felt depressed or sad MOST days, even if you felt okay sometimes?	55
115	It is all right to beat up people if they start the fight.	56
116	I think it is okay to take something without asking if you can get away with it.	56

117	Where do you get the most information about living a drug and alcohol free life? Parents/guardians . . . . .	56
118	Where do you get the most information about living a drug and alcohol free life? Friends . . . . .	57
119	Where do you get the most information about living a drug and alcohol free life? Family members . . . . .	57
120	Where do you get the most information about living a drug and alcohol free life? School . . . . .	57
121	Where do you get the most information about living a drug and alcohol free life? Internet . . . . .	58
122	Where do you get the most information about living a drug and alcohol free life? TV . . . . .	58
123	Where do you get the most information about living a drug and alcohol free life? Social media . . . . .	58
124	How much do you think people risk harming themselves (physically or in other ways) if they: smoked one or more packs of cigarettes per day? . . . . .	59
125	How much do you think people risk harming themselves (physically or in other ways) if they: try marijuana once or twice? . . . . .	59
126	How much do you think people risk harming themselves (physically or in other ways) if they: smoke marijuana once or twice a week? . . . . .	59
127	How much do you think people risk harming themselves (physically or in other ways) if they: take one or two drinks of an alcoholic beverage (beer, wine, liquor) nearly every day? . . . . .	60
128	How much do you think people risk harming themselves (physically or in other ways) if they: have five or more drinks of an alcoholic beverage once or twice a weekend? . . . . .	60
129	How much do you think people risk harming themselves (physically or in other ways) if they: use prescription drugs that are not prescribed to them? . . . . .	60
130	How much do you think people risk harming themselves (physically or in other ways) if they: use non-prescription drugs to get high? . . . . .	61
131	How much do you think people risk harming themselves (physically or in other ways) if they: use e-cigarettes, e-cigars, or e-hookahs? . . . . .	61
132	Have you ever used smokeless tobacco (chew, snuff, plug, dipping tobacco, or chewing tobacco)? . . . . .	61
133	How often have you used smokeless tobacco during the past 30 days? . . . . .	62
134	Have you ever smoked cigarettes? . . . . .	62
135	How frequently have you smoked cigarettes during the past 30 days? . . . . .	62
136	Which statement best describes rules about smoking inside your home or your family cars? . . . . .	63
137	Have you ever used e-cigarettes, e-cigars, or e-hookahs? . . . . .	63
138	How frequently have you used e-cigarettes, e-cigars, or e-hookahs? . . . . .	64
139	During this school year, were you taught in any of your classes about the dangers of tobacco use? . . . . .	64

140	During the past 12 months, have you participated in any community activities to discourage people your age from using cigarettes, chewing tobacco, snuff, dip or cigars, e-cigarettes, e-cigars, or e-hookahs? . . . . .	64
141	Think back over the last two weeks. How many times have you had five or more alcoholic drinks in a row? . . . . .	65
142	During the past 30 days, how many times did you ride in a car or other vehicle driven by someone who had been drinking alcohol or using drugs to get high? . . . . .	65
143	During the past 30 days, how many times did you drive a car or other vehicle when you had been drinking alcohol or using drugs to get high? . . . . .	65
144	If you drank alcohol (not just a sip or taste) in the past year, how did you usually get it? . . . . .	66
145	If you drank alcohol (not just a sip or taste) in the past year, where did you usually drink it? . . . . .	66
146	How do you feel about someone your age having one or two drinks of an alcoholic beverage nearly every day? . . . . .	67
147	On how many occasions have you had alcoholic beverages (beer, wine or hard liquor) to drink in your lifetime - more than just a few sips? . . . . .	67
148	On how many occasions have you drunk one or more drinks of an alcoholic beverage during the past 30 days? . . . . .	67
149	On how many occasions have you used marijuana (grass, pot) or hashish (hash, hash oil) in your lifetime? . . . . .	68
150	On how many occasions have you used marijuana (grass, pot) or hashish (hash, hash oil) during the past 30 days? . . . . .	68
151	On how many occasions have you used LSD or other psychedelics in your lifetime? . . . . .	68
152	On how many occasions have you used LSD or other psychedelics during the past 30 days? . . . . .	69
153	On how many occasions have you used cocaine or crack in your lifetime? . . . . .	69
154	On how many occasions have you used cocaine or crack during the past 30 days? . . . . .	69
155	On how many occasions have you sniffed glue, breathed the contents of an aerosol spray can, or inhaled other gases or sprays, in order to get high in your lifetime? . . . . .	70
156	On how many occasions have you sniffed glue, breathed the contents of an aerosol spray can, or inhaled other gases or sprays, in order to get high during the past 30 days? . . . . .	70
157	On how many occasions have you used Daztrex in your lifetime? . . . . .	71
158	On how many occasions have you used Daztrex during the past 30 days? . . . . .	71
159	On how many occasions have you used synthetic marijuana (K2, spice) in your lifetime? . . . . .	71

160	On how many occasions have you used synthetic marijuana (K2, spice) during the past 30 days? . . . . .	72
161	On how many occasions have you used methamphetamines (meth, speed, crank, crystal meth) in your lifetime? . . . . .	72
162	On how many occasions have you used methamphetamines (meth, speed, crank, crystal meth) in the past 30 days? . . . . .	72
163	On how many occasions have you used other chemical products (bath salts, plant food, etc.) in your lifetime? . . . . .	73
164	On how many occasions have you used other chemical products (bath salts, plant food, etc.) during the past 30 days? . . . . .	73
165	On how many occasions have you used heroin or other opiates in your lifetime? . . . . .	73
166	On how many occasions have you used heroin or other opiates during the past 30 days? . . . . .	74
167	On how many occasions have you used MDMA ('X', 'E', or ecstasy) in your lifetime? . . . . .	74
168	On how many occasions have you used MDMA ('X', 'E', or ecstasy) during the past 30 days? . . . . .	74
169	On how many occasions have you taken prescription drugs (such as Valium, Xanax, Ritalin, Adderall, OxyContin, Darvocet, or sleeping pills) not prescribed to you in your lifetime? . . . . .	75
170	On how many occasions have you taken prescription drugs (such as Valium, Xanax, Ritalin, Adderall, OxyContin, Darvocet, or sleeping pills) not prescribed to you during the past 30 days? . . . . .	75
171	On how many occasions have you taken non-prescription medicines such as diet pills (for example, Dietac, Dexatrim or Prolamine), stay-awake pills (for example No-Doz, Vivarin, or Wake), or cough or cold medicines (robos, DXM, etc.) to get high in your lifetime? . . . . .	76
172	On how many occasions have you taken non-prescription medicines such as diet pills (for example, Dietac, Dexatrim or Prolamine), stay-awake pills (for example No-Doz, Vivarin, or Wake), or cough or cold medicines (robos, DXM, etc.) to get high during the past 30 days? . . . . .	76
173	On how many occasions have you been drunk or very high from drinking alcoholic beverages during the past 30 days? . . . . .	77
174	On how many occasions have you drunk flavored alcoholic beverages, sometimes called 'alcopops' (like Mike's Hard Lemonade, Smirnoff Ice, Bacardi Breezers, etc.) in your lifetime? . . . . .	77
175	On how many occasions have you drunk flavored alcoholic beverages, sometimes called 'alcopops' (like Mike's Hard Lemonade, Smirnoff Ice, Bacardi Breezers, etc.) during the past 30 days? . . . . .	78
176	If you used prescription drugs or over the counter drugs without a doctor telling you to use it or for the purpose of getting high, where did you get these drugs? - Did not use . . . . .	78

177	If you used prescription drugs or over the counter drugs without a doctor telling you to use it or for the purpose of getting high, where did you get these drugs? - Bought or took from store or shop . . . . .	78
178	If you used prescription drugs or over the counter drugs without a doctor telling you to use it or for the purpose of getting high, where did you get these drugs? - Got from parents with permission . . . . .	79
179	If you used prescription drugs or over the counter drugs without a doctor telling you to use it or for the purpose of getting high, where did you get these drugs? - Got from home without permission . . . . .	79
180	If you used prescription drugs or over the counter drugs without a doctor telling you to use it or for the purpose of getting high, where did you get these drugs? - Got from relative with permission . . . . .	79
181	If you used prescription drugs or over the counter drugs without a doctor telling you to use it or for the purpose of getting high, where did you get these drugs? - Got from relative without permission . . . . .	79
182	If you used prescription drugs or over the counter drugs without a doctor telling you to use it or for the purpose of getting high, where did you get these drugs? - Got from friend's home with permission . . . . .	80
183	If you used prescription drugs or over the counter drugs without a doctor telling you to use it or for the purpose of getting high, where did you get these drugs? - Got from friend's home without permission . . . . .	80
184	If you used prescription drugs or over the counter drugs without a doctor telling you to use it or for the purpose of getting high, where did you get these drugs? - Got from friend at school . . . . .	80
185	If you used prescription drugs or over the counter drugs without a doctor telling you to use it or for the purpose of getting high, where did you get these drugs? - Got from friend at party . . . . .	80
186	If you used prescription drugs or over the counter drugs without a doctor telling you to use it or for the purpose of getting high, where did you get these drugs? - Got from friend, elsewhere . . . . .	81
187	If you used prescription drugs or over the counter drugs without a doctor telling you to use it or for the purpose of getting high, where did you get these drugs? - Got from internet sale . . . . .	81
188	During the last month, about how many marijuana cigarettes, or the equivalent, did you smoke a day, on the average? . . . . .	81
189	How wrong do your friends feel it would be for YOU to: have one or two drinks of an alcoholic beverage nearly every day? . . . . .	82
190	How wrong do your friends feel it would be for YOU to: smoke tobacco? . . . . .	82
191	How wrong do your friends feel it would be for YOU to: smoke marijuana? . . . . .	82
192	How wrong do your friends feel it would be for YOU to: use prescription drugs not prescribed to you? . . . . .	83
193	How wrong would most adults (over 21) in your neighborhood think it is for kids your age: to use marijuana? . . . . .	83

194	How wrong would most adults (over 21) in your neighborhood think it is for kids your age: to drink alcohol? . . . . .	83
195	How wrong would most adults (over 21) in your neighborhood think it is for kids your age: to smoke cigarettes? . . . . .	84
196	How much do each of the following statements describe your neighborhood? crime and/or drug selling . . . . .	84
197	How much do each of the following statements describe your neighborhood? fights . . . . .	84
198	How much do each of the following statements describe your neighborhood? lots of empty or abandoned buildings . . . . .	85
199	How much do each of the following statements describe your neighborhood? lots of graffiti . . . . .	85
200	I feel safe in my neighborhood. . . . .	85
201	If a kid smoked marijuana in your neighborhood would he or she be caught by the police? . . . . .	86
202	If a kid drank some beer, wine or hard liquor (for example, vodka, whiskey, or gin) in your neighborhood would he or she be caught by the police? . . . . .	86
203	If a kid carried a handgun in your neighborhood would he or she be caught by the police? . . . . .	86
204	If you wanted to get some cigarettes, how easy would it be for you to get some? . . . . .	87
205	If you wanted to get some beer, wine or hard liquor (for example, vodka, whiskey, or gin), how easy would it be for you to get some? . . . . .	87
206	If you wanted to get a drug like cocaine, LSD, or amphetamines, how easy would it be for you to get some? . . . . .	87
207	If you wanted to get a handgun, how easy would it be for you to get one? . . . . .	88
208	If you wanted to get some marijuana, how easy would it be for you to get some? . . . . .	88
209	If you wanted to get prescription drugs for the purpose of getting high, how easy would it be for you to get some? . . . . .	88
210	If you wanted to get synthetic marijuana such as K2 or chemical products such as bath salts to get high, how easy would it be for you to get some? . . . . .	89
211	If you wanted to get steroids to use or to enhance athletic performance, how easy would it be for you to get some? . . . . .	89
212	If you wanted to get e-cigarettes, e-cigars, or e-hookahs, how easy would it be for you to get some? . . . . .	89
213	During the past 12 months, have you participated in any alcohol prevention programs or seen any alcohol prevention messages in your school or community? Yes, a school-based program focused on preventing underage drinking and/or drinking and driving. . . . .	90

214	During the past 12 months, have you participated in any alcohol prevention programs or seen any alcohol prevention messages in your school or community? Yes, a community-based program focused on preventing underage drinking and/or drinking and driving (for example, through your church or temple or through youth groups like Boys and Girls Club or 4-H). . . . .	90
215	During the past 12 months, have you participated in any alcohol prevention programs or seen any alcohol prevention messages in your school or community? Yes, a media campaign addressing underage drinking and/or drinking and driving (for example, newspaper ads, posters, pamphlets, radio, TV). . . . .	90
216	During the past 12 months, have you participated in any alcohol prevention programs or seen any alcohol prevention messages in your school or community? No . . . . .	90
217	How wrong do your parents feel it would be for YOU to: have one or two drinks of an alcoholic beverage nearly every day? . . . . .	91
218	How wrong do your parents feel it would be for YOU to: smoke tobacco? . . . . .	91
219	How wrong do your parents feel it would be for YOU to: smoke marijuana? . . . . .	91
220	How wrong do your parents feel it would be for YOU to: use prescription drugs not prescribed to you? . . . . .	92
221	How wrong do your parents feel it would be for YOU to: steal something worth more than \$5? . . . . .	92
222	How wrong do your parents feel it would be for YOU to: draw graffiti, write things, or draw pictures on buildings or other property (without the owner's permission)? . . . . .	92
223	How wrong do your parents feel it would be for YOU to: pick a fight with someone? . . . . .	93
224	During the past 12 months, have you talked with at least one of your parents about the dangers of underage drinking and/or drinking and driving? By parents, we mean either your biological parents, adoptive parents, stepparents, or adult guardians - whether or not they live with you. . . . .	93
225	The rules in my family are clear. . . . .	93
226	People in my family have serious arguments about the same things, and often insult or yell at each other. . . . .	94
227	When I am not at home, one of my parents knows where I am and who I am with. . . . .	94
228	My family has clear rules about alcohol and drug use. . . . .	94
229	If you skipped school would you be caught by your parents? . . . . .	95
230	My parents ask if I've gotten my homework done. . . . .	95
231	Would your parents know if you did not come home on time? . . . . .	95
232	Do you know how to properly dispose of leftover prescription drugs? . . . . .	96



233	Have any of your brothers or sisters ever: drunk beer, wine or hard liquor (for example, vodka, whiskey or gin)? . . . . .	96
234	Have any of your brothers or sisters ever: smoked marijuana? . . . .	96
235	Have any of your brothers or sisters ever: smoked cigarettes? . . . .	96
236	Have any of your brothers or sisters ever: taken a handgun to school? .	97
237	Have any of your brothers or sisters ever: been suspended or expelled from school? . . . . .	97
238	Have any of your brothers or sisters ever: used e-cigarettes, e-cigars or e-hookahs? . . . . .	97
239	Have any of your brothers or sisters ever: used prescription drugs not prescribed to him/her? . . . . .	97
240	Have you changed homes in the past year (the last 12 months)? . .	98
241	How many times have you changed homes since kindergarten? . . .	98
242	Have you changed schools (including changing from elementary to middle and middle to high school) in the past year? . . . . .	98
243	How many times have you changed schools since kindergarten (including changing from elementary to middle and middle to high school)? . . . . .	99
244	Has anyone in your family ever had severe alcohol or drug problems? .	99
245	About how many adults (over 21) have you known personally who in the past year have: used marijuana, crack, cocaine, or other drugs? .	99
246	About how many adults (over 21) have you known personally who in the past year have: sold or dealt drugs? . . . . .	100
247	About how many adults (over 21) have you known personally who in the past year have: done other things that could get them in trouble with the police, like stealing, selling stolen goods, mugging or assaulting others, etc.? . . . .	100
248	About how many adults (over 21) have you known personally who in the past year have: gotten drunk or high? . . . . .	100
249	Have you seen or heard information about underage drinking in the past 12 months from the following sources? Radio . . . . .	101
250	Have you seen or heard information about underage drinking in the past 12 months from the following sources? TV. . . . .	101
251	Have you seen or heard information about underage drinking in the past 12 months from the following sources? Print. This includes information on underage drinking you may have seen in the newspaper, on a billboard, in pamphlets, on stickers, etc. . . . .	101
252	Have you seen or heard information about underage drinking in the past 12 months from the following sources? Website or social media? (Facebook, Myspace, website, etc.) . . . . .	101
253	The next questions ask about your opinions of the information you saw or heard. If you have seen or heard more than one ad, please think about your favorite ad when answering these questions. The information about underage drinking that I saw or heard was convincing. . . . .	102

254	The next questions ask about your opinions of the information you saw or heard. If you have seen or heard more than one ad, please think about your favorite ad when answering these questions. The information about underage drinking that I saw or heard grabbed my attention. . . . .	102
255	The next questions ask about your opinions of the information you saw or heard. If you have seen or heard more than one ad, please think about your favorite ad when answering these questions. The information about underage drinking that I saw or heard said something important to me. . . . .	102
256	The next questions ask about your opinions of the information you saw or heard. If you have seen or heard more than one ad, please think about your favorite ad when answering these questions. Seeing or hearing this information about underage drinking made me want to stop or decrease my drinking. . . . .	103
257	How honest were you in filling out this survey? . . . . .	103

List of Figures

1	Grade Chart . . . . .	12
2	Gender Chart . . . . .	13
3	Age Chart . . . . .	14
4	Ethnic Origin Chart . . . . .	15

# 1 INTRODUCTION

This report was generated from data collected on the *2015 Arkansas Prevention Needs Assessment Student Survey*. This report contains basic frequency tables of all data collected and graphs on the selected demographic variables of grade, gender, age and ethnic origin. The graph on ethnic origin is represented as a bar chart rather than as a pie chart. This is because students were allowed to mark more than one response for ethnic origin as opposed to being allowed to mark only one response. The bars represent the percent of students who marked each of the ethnic categories.

Questions regarding the information found in this report can be directed to:

**Pride Surveys**

2140 Newmarket Parkway Suite 116 Marietta, GA 30067 1-800-279-6361  
[www.pridesurveys.com](http://www.pridesurveys.com)

# Grade Chart

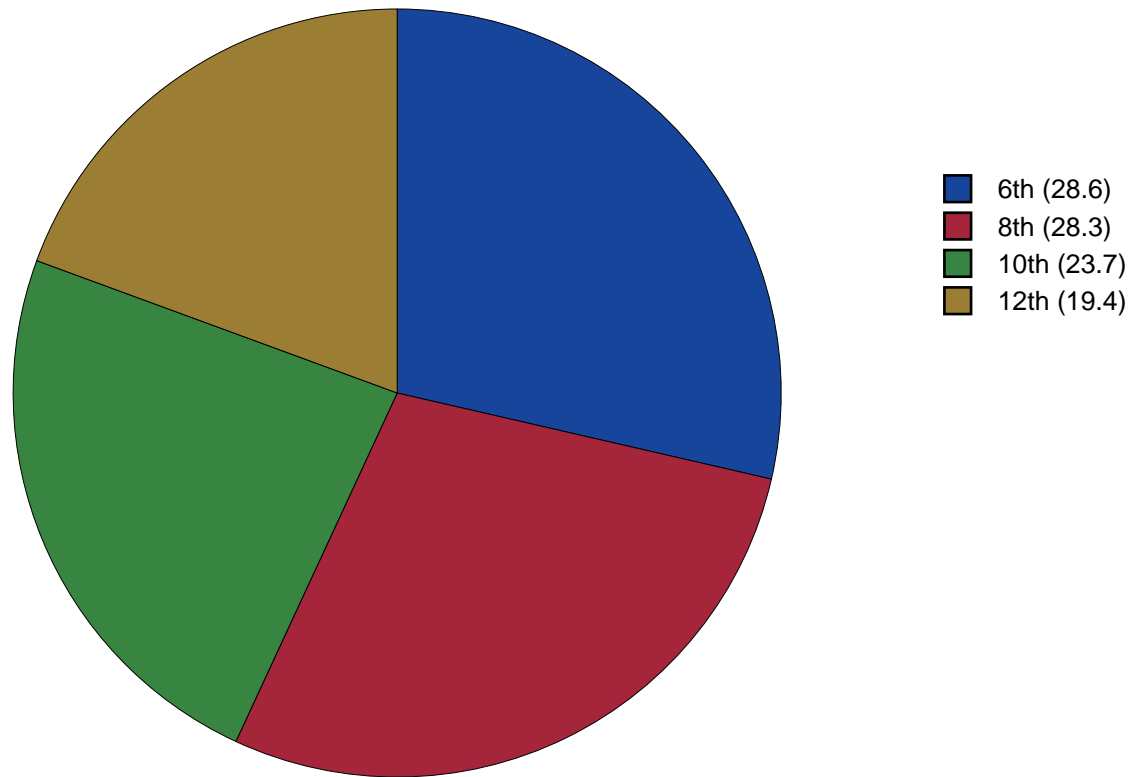


Figure 1: Grade Chart

## Gender Chart

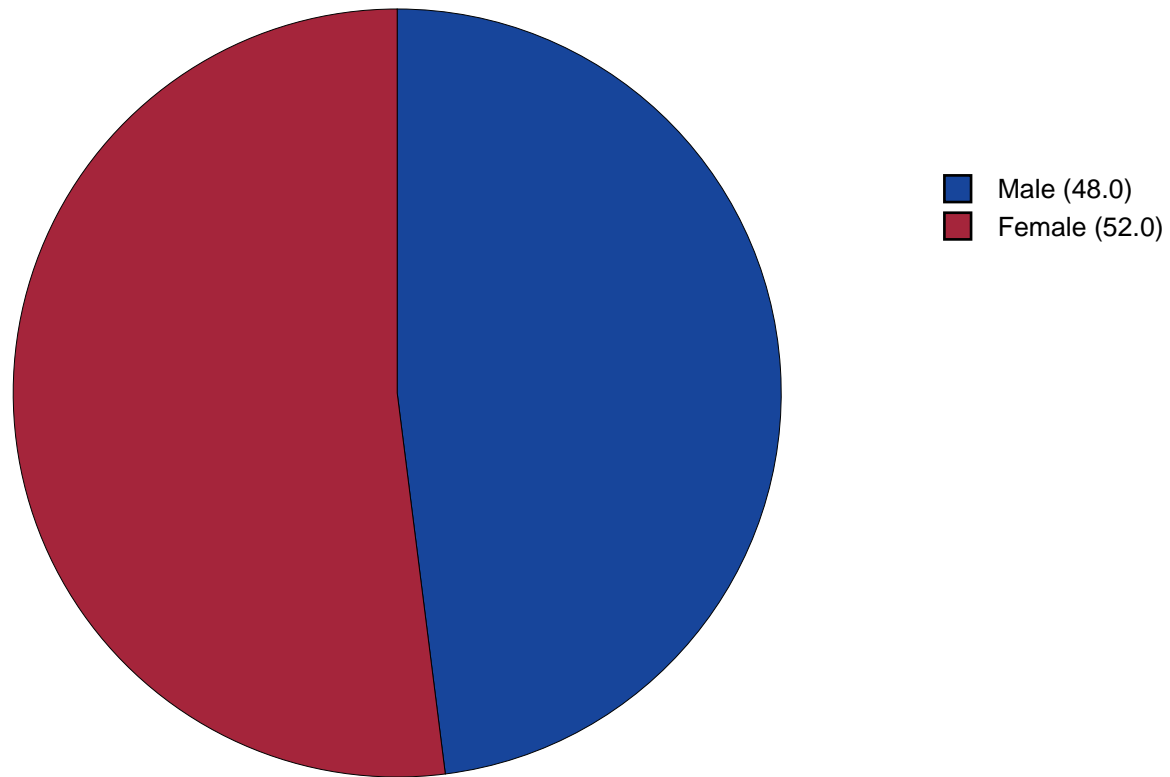


Figure 2: Gender Chart



# Age Chart

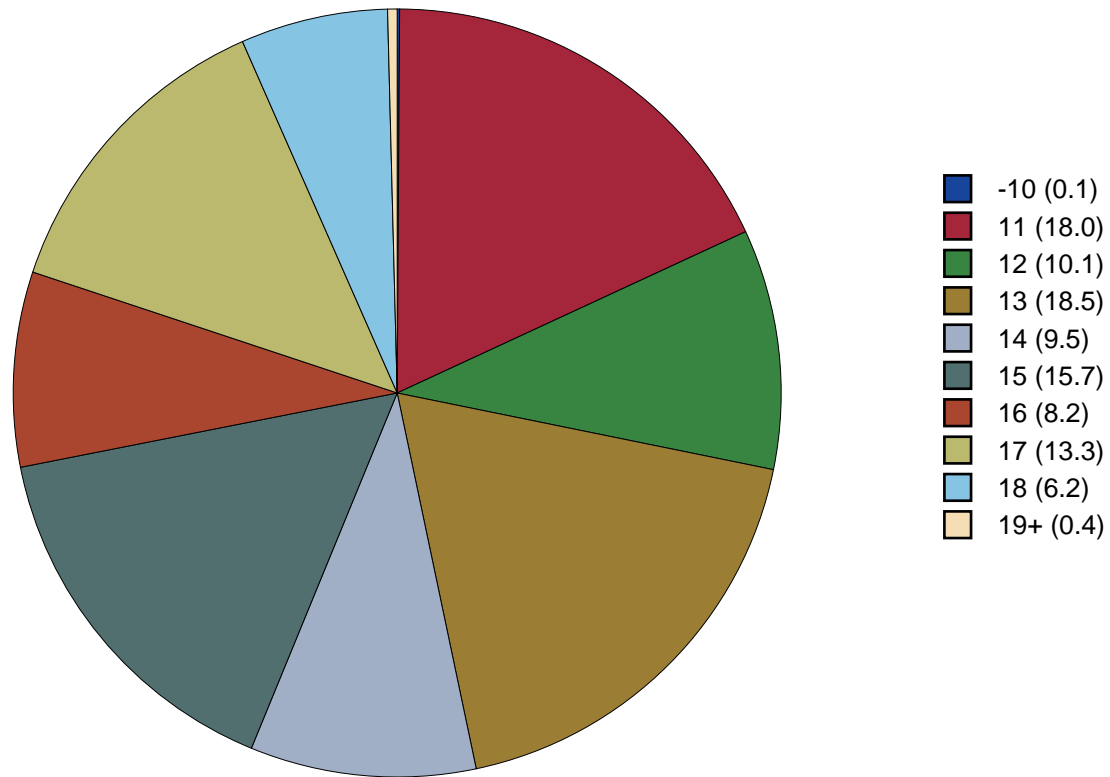


Figure 3: Age Chart

# Ethnic Origin Chart

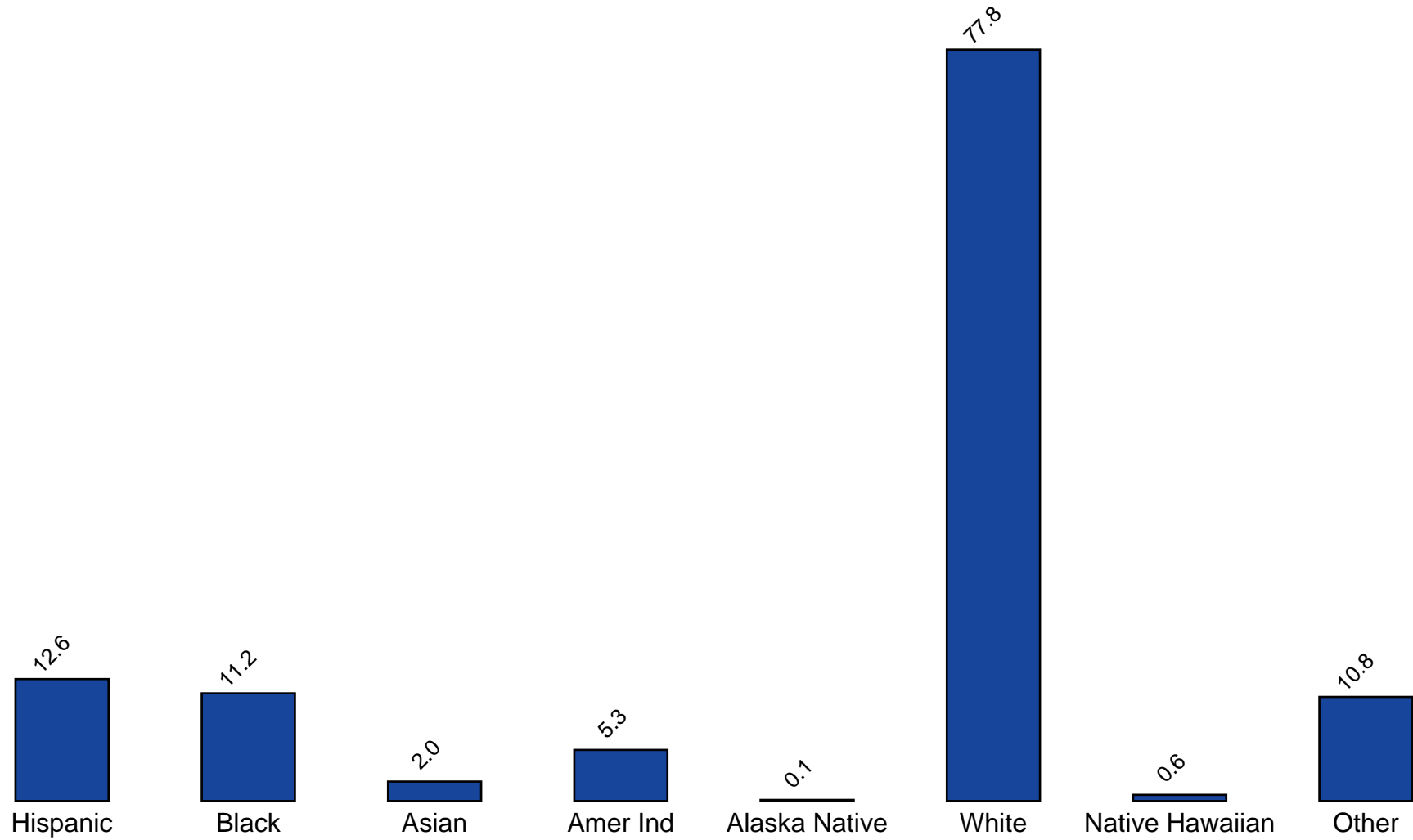


Figure 4: Ethnic Origin Chart

## 2 PERCENTAGE TABLES

The following tables contain frequency distribution detailing how your students responded to each question on the survey. The tables appear in the same order as the questions on the survey. The tables include breakdowns by grade level as well as overall percentages. The *N of Valid* row is a frequency count of the number of valid responses to each question for each grade and overall. The *N of Miss* row is a frequency count of the number of invalid (marked more than one response) or missing (i.e. did not respond) responses to each question for each grade and overall.

For the questions that allowed more than one response (i.e. race, live with, etc.) each response becomes a separate table. If a student did not mark the response, that was counted as a NO response, and if they did mark the response, that was counted as a YES response. Since a non response is a valid response for these questions, the *N of Miss* will always be zero for these questions.

Table 1: Sex



Response	6	8	10	12	Total	
Male	49.8	48.0	47.3	46.3	48.0	
Female	50.2	52.0	52.7	53.7	52.0	
N of Valid	2438	2408	2023	1658	8527	
N of Miss	16	17	14	8	55	

Table 2: Age











Response	6	8	10	12	Total	
10 or younger	0.2	0.0	0.0	0.0	0.1	
11	62.8	0.0	0.0	0.0	18.0	
12	34.9	0.2	0.0	0.0	10.1	
13	2.1	63.7	0.0	0.0	18.5	
14	0.0	33.7	0.1	0.0	9.5	
15	0.0	2.4	63.4	0.0	15.7	
16	0.0	0.1	34.2	0.3	8.2	
17	0.0	0.0	2.1	65.8	13.3	
18	0.0	0.0	0.1	31.6	6.2	
19 or older	0.0	0.0	0.0	2.2	0.4	
N of Valid	2449	2410	2027	1660	8546	
N of Miss	5	15	10	6	36	

Table 3: Are you Hispanic or Latino?



Response	6	8	10	12	Total	
No	86.1	86.0	88.0	90.3	87.4	
Yes	13.9	14.0	12.0	9.7	12.6	
N of Valid	2249	2354	2012	1653	8268	
N of Miss	205	71	25	13	314	

Table 4: What is your race? Black or African American



Response	6	8	10	12	Total	
No	88.6	87.6	91.0	88.4	88.8	
Yes	11.4	12.4	9.0	11.6	11.2	
N of Valid	2454	2425	2037	1666	8582	
N of Miss	0	0	0	0	0	

Table 5: What is your race? Asian



Response	6	8	10	12	Total	
No	98.4	98.0	97.5	98.0	98.0	
Yes	1.6	2.0	2.5	2.0	2.0	
N of Valid	2454	2425	2037	1666	8582	
N of Miss	0	0	0	0	0	

Table 6: What is your race? American Indian



Response	6	8	10	12	Total	
No	92.9	94.9	95.1	96.6	94.7	
Yes	7.1	5.1	4.9	3.4	5.3	
N of Valid	2454	2425	2037	1666	8582	
N of Miss	0	0	0	0	0	

Table 7: What is your race? Alaska Native



Response	6	8	10	12	Total	
No	100.0	99.9	99.7	99.9	99.9	
Yes	0.0	0.1	0.3	0.1	0.1	
N of Valid	2454	2425	2037	1666	8582	
N of Miss	0	0	0	0	0	



Table 8: What is your race? White



Response	6	8	10	12	Total	
No	25.6	23.5	19.4	18.8	22.2	
Yes	74.4	76.5	80.6	81.2	77.8	
N of Valid	2454	2425	2037	1666	8582	
N of Miss	0	0	0	0	0	

Table 9: What is your race? Native Hawaiian or Other Pacific Islander



Response	6	8	10	12	Total	
No	99.4	99.2	99.4	99.5	99.4	
Yes	0.6	0.8	0.6	0.5	0.6	
N of Valid	2454	2425	2037	1666	8582	
N of Miss	0	0	0	0	0	

Table 10: What is your race? Other



Response	6	8	10	12	Total	
No	86.1	88.1	90.6	93.7	89.2	
Yes	13.9	11.9	9.4	6.3	10.8	
N of Valid	2454	2425	2037	1666	8582	
N of Miss	0	0	0	0	0	

Table 11: What is the highest level of schooling completed by your mother or father?

Response	6	8	10	12	Total	
Completed grade school or less	3.2	2.6	2.3	2.2	2.6	
Some high school	3.7	5.0	9.3	10.8	6.8	
Completed high school	11.1	15.3	17.6	18.5	15.3	
Some college	10.0	13.8	17.5	17.8	14.4	
Completed college	25.2	28.5	28.2	29.6	27.7	
Graduate or professional school after college	11.6	13.5	13.8	13.1	13.0	
Don't know	33.8	19.9	10.0	5.9	18.7	
Does not apply	1.5	1.3	1.4	2.0	1.5	
N of Valid	2337	2361	1996	1645	8339	
N of Miss	117	64	41	21	243	

Table 12: Think of where you live most of the time. Which of the following people live there with you? Mother

Response	6	8	10	12	Total	
No	13.0	14.4	14.6	18.1	14.8	
Yes	87.0	85.6	85.4	81.9	85.2	
N of Valid	2454	2425	2037	1666	8582	
N of Miss	0	0	0	0	0	

Table 13: Think of where you live most of the time. Which of the following people live there with you? Stepmother

Response	6	8	10	12	Total	
No	93.7	92.9	93.0	92.9	93.2	
Yes	6.3	7.1	7.0	7.1	6.8	
N of Valid	2454	2425	2037	1666	8582	
N of Miss	0	0	0	0	0	

Table 14: Think of where you live most of the time. Which of the following people live there with you? Foster Mother

Response	6	8	10	12	Total	
No	99.4	99.4	99.7	99.8	99.6	
Yes	0.6	0.6	0.3	0.2	0.4	
N of Valid	2454	2425	2037	1666	8582	
N of Miss	0	0	0	0	0	

Table 15: Think of where you live most of the time. Which of the following people live there with you? Grandmother

Response	6	8	10	12	Total	
No	89.2	90.4	91.7	92.1	90.7	
Yes	10.8	9.6	8.3	7.9	9.3	
N of Valid	2454	2425	2037	1666	8582	
N of Miss	0	0	0	0	0	

Table 16: Think of where you live most of the time. Which of the following people live there with you? Aunt

Response	6	8	10	12	Total	
No	96.5	96.9	97.9	97.2	97.1	
Yes	3.5	3.1	2.1	2.8	2.9	
N of Valid	2454	2425	2037	1666	8582	
N of Miss	0	0	0	0	0	

Table 17: Think of where you live most of the time. Which of the following people live there with you? Father

Response	6	8	10	12	Total	
No	34.9	37.6	38.7	38.8	37.3	
Yes	65.1	62.4	61.3	61.2	62.7	
N of Valid	2454	2425	2037	1666	8582	
N of Miss	0	0	0	0	0	

Table 18: Think of where you live most of the time. Which of the following people live there with you? Stepfather



Response	6	8	10	12	Total	
No	85.6	84.3	82.2	85.3	84.4	
Yes	14.4	15.7	17.8	14.7	15.6	
N of Valid	2454	2425	2037	1666	8582	
N of Miss	0	0	0	0	0	

Table 19: Think of where you live most of the time. Which of the following people live there with you? Foster Father



Response	6	8	10	12	Total	
No	99.4	99.3	99.6	99.9	99.5	
Yes	0.6	0.7	0.4	0.1	0.5	
N of Valid	2454	2425	2037	1666	8582	
N of Miss	0	0	0	0	0	

Table 20: Think of where you live most of the time. Which of the following people live there with you? Grandfather



Response	6	8	10	12	Total	
No	93.6	94.9	95.0	96.1	94.8	
Yes	6.4	5.1	5.0	3.9	5.2	
N of Valid	2454	2425	2037	1666	8582	
N of Miss	0	0	0	0	0	

Table 21: Think of where you live most of the time. Which of the following people live there with you? Uncle



Response	6	8	10	12	Total	
No	96.0	96.7	97.8	97.1	96.8	
Yes	4.0	3.3	2.2	2.9	3.2	
N of Valid	2454	2425	2037	1666	8582	
N of Miss	0	0	0	0	0	

Table 22: Think of where you live most of the time. Which of the following people live there with you? Other Adults



Response	6	8	10	12	Total	
No	97.4	98.0	97.9	97.4	97.7	
Yes	2.6	2.0	2.1	2.6	2.3	
N of Valid	2454	2425	2037	1666	8582	
N of Miss	0	0	0	0	0	

Table 23: Think of where you live most of the time. Which of the following people live there with you? Brother(s)



Response	6	8	10	12	Total	
No	51.6	53.2	56.5	62.8	55.4	
Yes	48.4	46.8	43.5	37.2	44.6	
N of Valid	2454	2425	2037	1666	8582	
N of Miss	0	0	0	0	0	

Table 24: Think of where you live most of the time. Which of the following people live there with you? Stepbrother(s)



Response	6	8	10	12	Total	
No	94.1	93.9	94.8	95.8	94.5	
Yes	5.9	6.1	5.2	4.2	5.5	
N of Valid	2454	2425	2037	1666	8582	
N of Miss	0	0	0	0	0	

Table 25: Think of where you live most of the time. Which of the following people live there with you? Sister(s)



Response	6	8	10	12	Total	
No	52.4	56.0	57.7	64.6	57.0	
Yes	47.6	44.0	42.3	35.4	43.0	
N of Valid	2454	2425	2037	1666	8582	
N of Miss	0	0	0	0	0	



Table 26: Think of where you live most of the time. Which of the following people live there with you? Stepsister(s)

Response	6	8	10	12	Total	
No	94.3	94.2	95.8	96.6	95.1	
Yes	5.7	5.8	4.2	3.4	4.9	
N of Valid	2454	2425	2037	1666	8582	
N of Miss	0	0	0	0	0	

Table 27: Think of where you live most of the time. Which of the following people live there with you? Other Children

Response	6	8	10	12	Total	
No	96.0	95.3	96.9	95.1	95.9	
Yes	4.0	4.7	3.1	4.9	4.1	
N of Valid	2454	2425	2037	1666	8582	
N of Miss	0	0	0	0	0	

Table 28: In my school, students have lots of chances to help decide things like class activities and rules.

Response	6	8	10	12	Total	
NO!	12.2	9.8	11.2	13.0	11.4	
no	35.9	34.5	33.5	33.4	34.4	
yes	42.8	48.7	44.5	42.5	44.8	
YES!	9.0	7.0	10.9	11.1	9.3	
N of Valid	2379	2384	2015	1658	8436	
N of Miss	75	41	22	8	146	

Table 29: Teachers ask me to work on special classroom projects.

Response	6	8	10	12	Total	
NO!	9.8	8.4	8.5	7.2	8.6	
no	35.1	40.1	42.1	36.2	38.4	
yes	43.3	42.4	41.6	46.5	43.3	
YES!	11.8	9.1	7.8	10.1	9.7	
N of Valid	2381	2370	2017	1659	8427	
N of Miss	73	55	20	7	155	

Table 30: My teacher(s) notices when I am doing a good job and lets me know about it.

Response	6	8	10	12	Total	
NO!	4.9	6.1	7.8	5.8	6.1	
no	16.5	24.6	29.2	25.8	23.7	
yes	48.5	51.7	49.8	55.0	51.0	
YES!	30.1	17.5	13.2	13.4	19.2	
N of Valid	2389	2375	2009	1654	8427	
N of Miss	65	50	28	12	155	

Table 31: There are lots of chances for students in my school to get involved in sports, clubs, and other school activities outside of class.

Response	6	8	10	12	Total	
NO!	3.2	2.1	1.0	1.4	2.0	
no	10.1	4.6	4.8	4.6	6.2	
yes	37.2	37.5	37.5	40.4	38.0	
YES!	49.6	55.9	56.7	53.6	53.8	
N of Valid	2407	2383	2019	1656	8465	
N of Miss	47	42	18	10	117	

Table 32: There are lots of chances for students in my school to talk with a teacher one-on-one.

Response	6	8	10	12	Total	
NO!	3.4	3.6	3.7	3.3	3.5	
no	15.2	18.5	21.5	15.5	17.7	
yes	46.6	49.2	53.3	56.9	51.0	
YES!	34.8	28.7	21.4	24.3	27.8	
N of Valid	2385	2376	2014	1656	8431	
N of Miss	69	49	23	10	151	

Table 33: I feel safe at my school.


Response	6	8	10	12	Total	
NO!	4.0	4.6	4.4	3.7	4.2	
no	7.8	12.0	12.1	8.8	10.2	
yes	37.4	51.6	58.2	61.0	51.0	
YES!	50.8	31.9	25.3	26.4	34.6	
N of Valid	2389	2367	2003	1655	8414	
N of Miss	65	58	34	11	168	

Table 34: The school lets my parents know when I have done something well.


Response	6	8	10	12	Total	
NO!	11.1	15.5	20.7	23.3	17.0	
no	31.4	44.2	48.3	47.7	42.2	
yes	39.2	31.5	25.1	24.0	30.7	
YES!	18.3	8.8	5.9	5.0	10.1	
N of Valid	2379	2368	2004	1651	8402	
N of Miss	75	57	33	15	180	

Table 35: My teachers praise me when I work hard in school.


Response	6	8	10	12	Total	
NO!	14.0	13.1	15.3	13.3	13.9	
no	33.5	42.8	45.1	40.1	40.2	
yes	38.2	36.3	34.0	40.9	37.2	
YES!	14.2	7.8	5.7	5.7	8.7	
N of Valid	2309	2359	1992	1653	8313	
N of Miss	145	66	45	13	269	

Table 36: Are your school grades better than the grades of most students in your class?

Response	6	8	10	12	Total	
NO!	7.6	5.7	6.1	4.3	6.0	
no	27.8	27.2	29.9	25.7	27.7	
yes	47.8	50.2	48.4	51.4	49.3	
YES!	16.8	16.9	15.7	18.6	16.9	
N of Valid	2341	2365	1999	1656	8361	
N of Miss	113	60	38	10	221	

Table 37: I have lots of chances to be part of class discussions or activities.

Response	6	8	10	12	Total	
NO!	3.8	2.3	2.2	2.3	2.7	
no	12.1	11.8	13.9	11.1	12.2	
yes	47.3	58.3	62.5	65.8	57.6	
YES!	36.9	27.7	21.4	20.8	27.4	
N of Valid	2388	2386	2011	1656	8441	
N of Miss	66	39	26	10	141	

Table 38: Now thinking back over the past year in school, how often did you: enjoy being in school?

Response	6	8	10	12	Total	
Never	5.3	6.7	9.0	11.4	7.8	
Seldom	10.5	13.7	15.8	18.8	14.3	
Sometimes	31.4	38.5	37.2	39.9	36.5	
Often	27.6	28.9	27.8	23.3	27.2	
Almost always	25.2	12.2	10.2	6.5	14.3	
N of Valid	2410	2382	2011	1642	8445	
N of Miss	44	43	26	24	137	

Table 39: Now thinking back over the past year in school, how often did you: hate being in school?

Response	6	8	10	12	Total	
Never	14.6	6.5	4.9	4.2	8.0	
Seldom	36.5	29.3	24.0	19.8	28.3	
Sometimes	27.7	36.2	36.5	39.3	34.5	
Often	12.3	17.1	22.2	22.0	17.9	
Almost always	8.9	10.9	12.3	14.7	11.4	
N of Valid	2394	2375	2005	1638	8412	
N of Miss	60	50	32	28	170	

Table 40: Now thinking back over the past year in school, how often did you: try to do your best work in school?

Response	6	8	10	12	Total	
Never	0.3	0.3	0.7	0.8	0.5	
Seldom	0.6	1.5	2.7	2.5	1.7	
Sometimes	4.8	9.0	13.5	16.9	10.4	
Often	17.5	28.3	33.7	39.4	28.7	
Almost always	76.9	60.9	49.5	40.4	58.7	
N of Valid	2381	2363	1998	1631	8373	
N of Miss	73	62	39	35	209	

Table 41: How often do you feel that the school work you are assigned is meaningful and important?

Response	6	8	10	12	Total	
Never	4.3	6.1	8.3	8.7	6.6	
Seldom	9.2	17.9	25.2	29.3	19.4	
Sometimes	23.0	32.9	36.4	37.8	31.9	
Often	31.0	27.6	23.0	19.4	25.9	
Almost always	32.5	15.5	7.1	4.7	16.3	
N of Valid	2393	2373	1992	1633	8391	
N of Miss	61	52	45	33	191	



Table 42: Putting them all together, what were your grades like last year?






Response	6	8	10	12	Total	
Mostly F's	1.0	0.5	0.6	0.1	0.6	
Mostly D's	1.3	2.7	3.0	2.1	2.3	
Mostly C's	9.3	12.2	18.3	16.7	13.8	
Mostly B's	35.7	36.1	36.4	38.0	36.4	
Mostly A's	52.7	48.5	41.6	43.0	46.9	
N of Valid	2258	2299	1970	1624	8151	
N of Miss	196	126	67	42	431	

Table 43: How important do you think the things you are learning in school are going to be for your later life?






Response	6	8	10	12	Total	
Very important	49.3	25.1	14.1	8.6	26.2	
Quite important	25.6	27.9	21.2	19.3	24.0	
Fairly important	17.2	28.6	34.6	35.2	28.0	
Slightly important	6.2	15.3	24.2	29.4	17.5	
Not at all important	1.7	3.0	6.0	7.5	4.2	
N of Valid	2412	2385	1999	1633	8429	
N of Miss	42	40	38	33	153	

Table 44: Do your parents care about your skipping or cutting school?



Response	6	8	10	12	Total	
Yes	96.8	97.2	95.3	91.0	95.4	
No	3.2	2.8	4.7	9.0	4.6	
N of Valid	2391	2373	2004	1630	8398	
N of Miss	63	52	33	36	184	

Table 45: During the LAST FOUR WEEKS how many whole days of school have you missed because you skipped or 'cut'?








Response	6	8	10	12	Total	
None	74.2	77.7	75.0	55.2	71.7	
1	10.9	9.6	11.1	19.5	12.2	
2	6.3	5.8	5.5	10.3	6.7	
3	4.3	3.5	3.9	6.5	4.4	
4-5	2.9	2.2	3.0	5.9	3.3	
6-10	0.8	0.9	0.9	2.1	1.1	
11 or more	0.5	0.3	0.6	0.6	0.5	
N of Valid	2396	2382	2006	1634	8418	
N of Miss	58	43	31	32	164	

Table 46: What are the chances you would be seen as cool if you: smoked cigarettes?






Response	6	8	10	12	Total	
No or very little chance	90.2	78.8	67.0	65.0	76.5	
Little chance	5.2	12.2	18.0	19.4	13.0	
Some chance	2.4	5.2	9.8	10.2	6.5	
Pretty good chance	1.4	2.4	3.7	3.1	2.6	
Very good chance	0.8	1.3	1.6	2.2	1.4	
N of Valid	2371	2371	1994	1631	8367	
N of Miss	83	54	43	35	215	

Table 47: What are the chances you would be seen as cool if you: worked hard at school?






Response	6	8	10	12	Total	
No or very little chance	4.5	8.0	11.4	10.1	8.2	
Little chance	7.1	12.7	17.3	17.6	13.2	
Some chance	14.7	23.9	26.3	30.5	23.1	
Pretty good chance	27.4	28.4	26.2	26.2	27.2	
Very good chance	46.4	27.0	18.7	15.5	28.3	
N of Valid	2390	2370	1990	1628	8378	
N of Miss	64	55	47	38	204	

Table 48: What are the chances you would be seen as cool if you: began drinking alcoholic beverages regularly, that is, at least once or twice a month?


Response	6	8	10	12	Total	
No or very little chance	87.5	73.1	49.1	41.9	65.4	
Little chance	7.0	13.0	18.9	16.4	13.3	
Some chance	2.7	7.2	15.1	20.1	10.3	
Pretty good chance	1.8	4.7	11.8	14.8	7.5	
Very good chance	1.0	2.0	5.1	6.7	3.4	
N of Valid	2371	2365	1994	1631	8361	
N of Miss	83	60	43	35	221	

Table 49: What are the chances you would be seen as cool if you: defended someone who was being bullied?


Response	6	8	10	12	Total	
No or very little chance	6.7	8.1	8.4	9.0	8.0	
Little chance	6.6	8.8	12.4	11.8	9.6	
Some chance	14.2	21.3	23.8	27.1	21.0	
Pretty good chance	25.4	31.0	29.2	30.3	28.8	
Very good chance	47.2	30.8	26.2	21.8	32.6	
N of Valid	2380	2369	1988	1624	8361	
N of Miss	74	56	49	42	221	

Table 50: What are the chances you would be seen as cool if you: smoked marijuana?


Response	6	8	10	12	Total	
No or very little chance	91.4	74.3	51.4	44.8	68.0	
Little chance	3.6	10.3	14.0	14.9	10.2	
Some chance	2.0	5.9	14.6	16.2	8.8	
Pretty good chance	1.1	4.2	10.0	13.4	6.5	
Very good chance	1.9	5.3	10.0	10.7	6.5	
N of Valid	2383	2371	1992	1628	8374	
N of Miss	71	54	45	38	208	

Table 51: What are the chances you would be seen as cool if you: carried a handgun?






Response	6	8	10	12	Total	
No or very little chance	80.8	78.9	72.2	73.3	76.8	
Little chance	8.6	10.3	14.7	13.8	11.6	
Some chance	4.5	5.3	7.3	7.1	5.9	
Pretty good chance	2.4	2.7	2.8	3.1	2.7	
Very good chance	3.7	2.7	2.9	2.7	3.0	
N of Valid	2370	2364	1989	1627	8350	
N of Miss	84	61	48	39	232	

Table 52: What are the chances you would be seen as cool if you: used e-cigarettes, e-cigars or e-hookahs?






Response	6	8	10	12	Total	
No or very little chance	90.5	74.1	54.2	49.1	69.1	
Little chance	4.3	10.3	13.4	14.4	10.2	
Some chance	2.5	6.3	11.8	16.0	8.5	
Pretty good chance	1.3	5.2	11.4	11.5	6.8	
Very good chance	1.4	4.1	9.1	9.0	5.5	
N of Valid	2358	2360	1992	1627	8337	
N of Miss	96	65	45	39	245	

Table 53: What are the chances you would be seen as cool if you: bullied someone or cyber bullied someone?






Response	6	8	10	12	Total	
No or very little chance	85.4	80.6	75.8	76.7	80.0	
Little chance	7.8	10.1	13.8	13.7	11.0	
Some chance	3.2	5.1	6.0	6.2	5.0	
Pretty good chance	1.8	2.7	2.9	2.0	2.3	
Very good chance	1.8	1.4	1.6	1.4	1.6	
N of Valid	2379	2372	1996	1628	8375	
N of Miss	75	53	41	38	207	

Table 54: Think of your four best friends (the friends you feel closest to). In the past year (12 months), how many of your best friends have: participated in clubs, organizations or activities at school?


Response	6	8	10	12	Total	
0	12.0	9.3	6.1	9.8	9.4	
1	10.9	10.5	11.2	10.7	10.8	
2	15.5	16.5	17.1	16.3	16.3	
3	13.8	16.1	15.0	15.2	15.0	
4	47.9	47.7	50.6	48.0	48.5	
N of Valid	2341	2346	1981	1616	8284	
N of Miss	113	79	56	50	298	

Table 55: Think of your four best friends (the friends you feel closest to). In the past year (12 months), how many of your best friends have: smoked cigarettes?


Response	6	8	10	12	Total	
0	95.4	83.6	66.0	58.1	77.8	
1	3.3	10.3	15.6	18.3	11.1	
2	0.7	3.1	9.3	11.5	5.5	
3	0.2	1.4	4.9	5.2	2.6	
4	0.4	1.7	4.2	6.9	2.9	
N of Valid	2369	2353	1965	1617	8304	
N of Miss	85	72	72	49	278	

Table 56: Think of your four best friends (the friends you feel closest to). In the past year (12 months), how many of your best friends have: tried beer, wine or hard liquor (for example, vodka, whiskey, or gin) when their parents didn't know about it?


Response	6	8	10	12	Total	
0	89.6	69.5	43.2	31.1	61.5	
1	6.9	15.1	17.2	13.7	13.0	
2	1.6	7.3	15.9	15.9	9.4	
3	1.1	3.1	7.5	11.8	5.3	
4	0.9	5.1	16.2	27.4	10.8	
N of Valid	2375	2356	1978	1615	8324	
N of Miss	79	69	59	51	258	

Table 57: Think of your four best friends (the friends you feel closest to). In the past year (12 months), how many of your best friends have: used e-cigarettes, e-cigars, or e-hookahs?






Response	6	8	10	12	Total	
0	96.6	83.1	63.2	52.1	76.2	
1	2.2	8.4	13.3	15.9	9.2	
2	0.5	3.8	8.9	11.6	5.6	
3	0.3	1.8	5.3	6.1	3.0	
4	0.5	2.8	9.4	14.3	5.9	
N of Valid	2368	2357	1976	1618	8319	
N of Miss	86	68	61	48	263	

Table 58: Think of your four best friends (the friends you feel closest to). In the past year (12 months), how many of your best friends have: used marijuana?






Response	6	8	10	12	Total	
0	97.8	84.9	61.4	47.2	75.7	
1	1.1	7.7	14.4	17.4	9.3	
2	0.5	3.6	9.2	13.8	6.0	
3	0.1	1.4	5.2	7.0	3.0	
4	0.4	2.4	9.8	14.6	6.0	
N of Valid	2362	2346	1973	1611	8292	
N of Miss	92	79	64	55	290	

Table 59: Think of your four best friends (the friends you feel closest to). In the past year (12 months), how many of your best friends have: used prescription drugs or non-prescription drugs for the purpose of getting high?






Response	6	8	10	12	Total	
0	97.4	91.6	81.0	77.5	88.0	
1	1.8	4.8	9.3	10.3	6.1	
2	0.4	2.0	4.7	5.3	2.8	
3	0.1	0.6	2.4	2.2	1.2	
4	0.2	1.1	2.5	4.6	1.9	
N of Valid	2368	2357	1978	1614	8317	
N of Miss	86	68	59	52	265	

Table 60: Think of your four best friends (the friends you feel closest to). In the past year (12 months), how many of your best friends have: used synthetic marijuana (K2, spice) or bath salts?






Response	6	8	10	12	Total	
0	98.6	96.6	91.4	90.9	94.8	
1	0.9	2.0	4.9	4.1	2.8	
2	0.3	0.8	2.0	2.5	1.3	
3	0.1	0.2	0.8	0.6	0.4	
4	0.1	0.5	1.0	1.9	0.8	
N of Valid	2343	2353	1977	1617	8290	
N of Miss	111	72	60	49	292	

Table 61: Think of your four best friends (the friends you feel closest to). In the past year (12 months), how many of your best friends have: used LSD, cocaine, amphetamines, or other illegal drugs?






Response	6	8	10	12	Total	
0	98.1	95.5	89.3	86.6	93.0	
1	1.0	3.0	6.7	7.7	4.2	
2	0.7	0.8	2.5	2.9	1.6	
3	0.0	0.2	0.6	0.8	0.3	
4	0.2	0.5	0.9	2.0	0.8	
N of Valid	2359	2355	1975	1614	8303	
N of Miss	95	70	62	52	279	

Table 62: Think of your four best friends (the friends you feel closest to). In the past year (12 months), how many of your best friends have: been bullied?






Response	6	8	10	12	Total	
0	38.6	45.3	54.5	65.4	49.5	
1	27.8	22.9	20.4	16.7	22.5	
2	15.8	15.4	13.1	9.2	13.7	
3	6.6	6.0	4.4	3.3	5.3	
4	11.2	10.4	7.6	5.5	9.0	
N of Valid	2339	2345	1974	1614	8272	
N of Miss	115	80	63	52	310	



Table 63: Think of your four best friends (the friends you feel closest to). In the past year (12 months), how many of your best friends have: been suspended from school?






Response	6	8	10	12	Total	
0	77.6	71.4	73.7	80.4	75.4	
1	14.2	16.1	14.7	10.9	14.2	
2	4.4	6.9	6.3	5.7	5.8	
3	1.8	2.6	2.0	1.3	2.0	
4	2.0	3.1	3.3	1.7	2.6	
N of Valid	2366	2361	1978	1617	8322	
N of Miss	88	64	59	49	260	

Table 64: Think of your four best friends (the friends you feel closest to). In the past year (12 months), how many of your best friends have: carried a handgun?






Response	6	8	10	12	Total	
0	95.0	95.5	94.7	93.4	94.8	
1	2.8	2.2	2.5	3.2	2.6	
2	0.9	1.0	1.5	1.6	1.2	
3	0.3	0.3	0.6	0.6	0.4	
4	1.0	1.0	0.8	1.1	1.0	
N of Valid	2361	2355	1977	1611	8304	
N of Miss	93	70	60	55	278	

Table 65: Think of your four best friends (the friends you feel closest to). In the past year (12 months), how many of your best friends have: sold illegal drugs?






Response	6	8	10	12	Total	
0	98.6	95.2	85.8	82.6	91.5	
1	0.6	2.7	8.2	11.1	5.0	
2	0.4	1.2	3.1	3.5	1.9	
3	0.1	0.3	1.3	1.4	0.7	
4	0.2	0.5	1.6	1.4	0.9	
N of Valid	2359	2342	1971	1608	8280	
N of Miss	95	83	66	58	302	

Table 66: Think of your four best friends (the friends you feel closest to). In the past year (12 months), how many of your best friends have: regularly attended religious services?






Response	6	8	10	12	Total	
0	27.2	16.0	17.2	23.0	20.7	
1	9.9	10.9	16.4	17.5	13.3	
2	10.3	16.6	18.3	21.3	16.2	
3	14.5	19.0	18.5	15.8	17.0	
4	38.1	37.5	29.6	22.4	32.8	
N of Valid	2246	2335	1965	1610	8156	
N of Miss	208	90	72	56	426	

Table 67: Think of your four best friends (the friends you feel closest to). In the past year (12 months), how many of your best friends have: stolen or tried to steal a motor vehicle such as a car or motorcycle?






Response	6	8	10	12	Total	
0	98.5	96.7	95.1	96.8	96.8	
1	1.0	2.0	3.5	1.7	2.0	
2	0.3	0.7	0.9	0.9	0.7	
3	0.0	0.2	0.2	0.2	0.1	
4	0.1	0.4	0.4	0.4	0.3	
N of Valid	2375	2360	1977	1613	8325	
N of Miss	79	65	60	53	257	

Table 68: Think of your four best friends (the friends you feel closest to). In the past year (12 months), how many of your best friends have: been arrested?






Response	6	8	10	12	Total	
0	95.9	90.6	84.7	87.9	90.2	
1	3.3	6.0	9.7	7.8	6.5	
2	0.3	2.3	3.5	2.5	2.1	
3	0.2	0.5	1.2	0.7	0.6	
4	0.3	0.6	0.9	1.0	0.6	
N of Valid	2380	2350	1976	1613	8319	
N of Miss	74	75	61	53	263	

Table 69: Think of your four best friends (the friends you feel closest to). In the past year (12 months), how many of your best friends have: dropped out of school?






Response	6	8	10	12	Total	
0	96.6	97.1	93.7	89.9	94.7	
1	2.7	1.9	4.6	7.5	3.8	
2	0.4	0.8	1.1	1.7	0.9	
3	0.2	0.2	0.4	0.4	0.3	
4	0.2	0.1	0.3	0.5	0.2	
N of Valid	2367	2350	1978	1609	8304	
N of Miss	87	75	59	57	278	

Table 70: Think of your four best friends (the friends you feel closest to). In the past year (12 months), how many of your best friends have: been members of a gang?






Response	6	8	10	12	Total	
0	93.9	92.7	91.5	94.7	93.1	
1	3.6	3.6	4.0	2.3	3.4	
2	0.7	1.8	1.6	1.1	1.3	
3	0.5	0.6	0.5	0.7	0.6	
4	1.4	1.4	2.4	1.3	1.6	
N of Valid	2363	2355	1979	1612	8309	
N of Miss	91	70	58	54	273	

Table 71: How old were you when you first: smoked marijuana?










Response	6	8	10	12	Total	
Never	99.0	93.7	77.3	63.6	85.5	
10 or younger	0.4	0.9	1.2	0.9	0.8	
11	0.5	1.0	1.4	0.8	0.9	
12	0.1	1.6	3.2	2.6	1.8	
13	0.0	2.2	3.0	3.9	2.1	
14	0.0	0.4	7.4	5.5	2.9	
15	0.0	0.1	5.6	6.5	2.6	
16	0.0	0.0	0.9	10.7	2.3	
17 or older	0.0	0.1	0.1	5.5	1.1	
N of Valid	2385	2358	1979	1611	8333	
N of Miss	69	67	58	55	249	

Table 72: How old were you when you first: smoked a cigarette, even just a puff?


Response	6	8	10	12	Total	
Never	95.4	84.8	71.1	61.9	80.1	
10 or younger	3.1	6.5	6.9	5.4	5.4	
11	1.3	2.4	3.4	2.5	2.4	
12	0.2	3.0	3.9	3.2	2.4	
13	0.0	2.6	3.9	4.0	2.4	
14	0.0	0.5	5.9	5.4	2.6	
15	0.0	0.2	4.3	5.6	2.2	
16	0.0	0.0	0.5	7.1	1.5	
17 or older	0.0	0.1	0.1	4.9	1.0	
N of Valid	2376	2359	1985	1616	8336	
N of Miss	78	66	52	50	246	

Table 73: How old were you when you first: had more than a sip or two of beer, wine or hard liquor (for example, vodka, whiskey, or gin)?


Response	6	8	10	12	Total	
Never	86.7	70.4	48.3	37.0	63.3	
10 or younger	8.8	9.3	8.9	6.5	8.5	
11	3.4	4.6	3.0	2.5	3.5	
12	0.9	6.6	5.7	3.7	4.2	
13	0.0	7.2	7.7	5.3	4.9	
14	0.0	1.7	13.4	8.6	5.3	
15	0.0	0.1	10.5	11.9	4.9	
16	0.0	0.0	2.4	15.2	3.5	
17 or older	0.1	0.0	0.2	9.3	1.9	
N of Valid	2377	2356	1982	1614	8329	
N of Miss	77	69	55	52	253	

Table 74: How old were you when you first: began drinking alcoholic beverages regularly, that is, at least once or twice a month?


Response	6	8	10	12	Total	
Never	99.1	95.2	83.7	71.1	88.9	
10 or younger	0.4	0.7	0.5	0.6	0.5	
11	0.3	0.8	0.4	0.2	0.4	
12	0.2	1.1	0.8	0.7	0.7	
13	0.0	1.6	2.6	1.7	1.4	
14	0.0	0.5	4.8	2.6	1.8	
15	0.0	0.0	5.4	5.0	2.3	
16	0.0	0.0	1.7	8.7	2.1	
17 or older	0.0	0.0	0.1	9.4	1.9	
N of Valid	2389	2367	1985	1614	8355	
N of Miss	65	58	52	52	227	

Table 75: How old were you when you first: used Daztrex?


Response	6	8	10	12	Total	
Never	100.0	100.0	100.0	100.0	100.0	
10 or younger	0.0	0.0	0.0	0.0	0.0	
11	0.0	0.0	0.0	0.0	0.0	
12	0.0	0.0	0.0	0.0	0.0	
13	0.0	0.0	0.0	0.0	0.0	
14	0.0	0.0	0.0	0.0	0.0	
15	0.0	0.0	0.0	0.0	0.0	
16	0.0	0.0	0.0	0.0	0.0	
17 or older	0.0	0.0	0.0	0.0	0.0	
N of Valid	2289	2353	1968	1616	8226	
N of Miss	165	72	69	50	356	

Table 76: How old were you when you first: got suspended from school?










Response	6	8	10	12	Total	
Never	90.6	85.9	82.5	84.4	86.2	
10 or younger	6.5	5.2	4.7	2.6	4.9	
11	2.6	3.0	2.1	1.5	2.4	
12	0.3	3.1	2.6	1.9	1.9	
13	0.0	2.5	2.7	2.5	1.8	
14	0.0	0.3	2.9	2.0	1.2	
15	0.0	0.0	1.8	2.2	0.9	
16	0.0	0.0	0.6	1.9	0.5	
17 or older	0.0	0.0	0.0	1.0	0.2	
N of Valid	2381	2360	1982	1618	8341	
N of Miss	73	65	55	48	241	

Table 77: How old were you when you first: got arrested?










Response	6	8	10	12	Total	
Never	99.3	97.6	94.7	94.0	96.7	
10 or younger	0.5	0.4	0.3	0.2	0.3	
11	0.2	0.3	0.3	0.2	0.3	
12	0.1	0.6	0.4	0.4	0.3	
13	0.0	0.8	0.9	0.7	0.6	
14	0.0	0.1	1.9	0.7	0.6	
15	0.0	0.1	1.4	1.1	0.6	
16	0.0	0.0	0.2	1.7	0.4	
17 or older	0.0	0.0	0.1	0.9	0.2	
N of Valid	2386	2368	1981	1618	8353	
N of Miss	68	57	56	48	229	

Table 78: How old were you when you first: carried a handgun?










Response	6	8	10	12	Total	
Never	94.5	95.8	95.2	95.3	95.2	
10 or younger	3.0	1.4	1.1	1.0	1.7	
11	1.7	0.7	0.5	0.3	0.9	
12	0.7	0.7	0.1	0.2	0.5	
13	0.0	1.1	0.5	0.3	0.5	
14	0.0	0.3	0.9	0.3	0.3	
15	0.0	0.0	1.3	0.5	0.4	
16	0.0	0.0	0.5	1.3	0.4	
17 or older	0.1	0.0	0.0	0.8	0.2	
N of Valid	2378	2361	1978	1615	8332	
N of Miss	76	64	59	51	250	

Table 79: How old were you when you first: used e-cigarettes, e-cigars, or e-hookahs?










Response	6	8	10	12	Total	
Never	98.3	90.0	75.9	68.0	84.8	
10 or younger	0.7	0.6	0.5	0.2	0.5	
11	0.8	1.0	0.2	0.0	0.5	
12	0.3	2.9	1.1	0.0	1.2	
13	0.0	4.2	3.3	1.0	2.2	
14	0.0	1.0	8.9	2.3	2.8	
15	0.0	0.3	8.4	8.5	3.7	
16	0.0	0.0	1.7	13.1	3.0	
17 or older	0.0	0.0	0.0	7.0	1.4	
N of Valid	2380	2361	1977	1618	8336	
N of Miss	74	64	60	48	246	

Table 80: How old were you when you first: belonged to a gang?










Response	6	8	10	12	Total	
Never	98.0	97.3	96.9	97.6	97.5	
10 or younger	0.6	0.6	0.7	0.5	0.6	
11	1.1	0.4	0.2	0.2	0.5	
12	0.3	0.8	0.2	0.2	0.4	
13	0.0	0.6	0.3	0.2	0.3	
14	0.0	0.3	0.7	0.3	0.3	
15	0.0	0.0	0.9	0.3	0.3	
16	0.0	0.0	0.3	0.2	0.1	
17 or older	0.0	0.0	0.1	0.4	0.1	
N of Valid	2376	2363	1983	1615	8337	
N of Miss	78	62	54	51	245	

Table 81: How old were you when you first: used prescription drugs not prescribed to you?










Response	6	8	10	12	Total	
Never	98.5	96.3	88.9	85.6	93.1	
10 or younger	0.7	0.7	1.1	0.7	0.8	
11	0.6	0.4	0.5	0.4	0.5	
12	0.2	1.0	1.0	0.7	0.7	
13	0.0	1.3	1.8	1.6	1.1	
14	0.0	0.3	3.0	1.6	1.1	
15	0.0	0.0	3.2	2.5	1.2	
16	0.0	0.0	0.6	4.2	0.9	
17 or older	0.0	0.0	0.0	2.7	0.5	
N of Valid	2377	2364	1983	1618	8342	
N of Miss	77	61	54	48	240	



Table 82: How wrong do you think it is for someone your age to: take a handgun to school?


Response	6	8	10	12	Total	
Very wrong	91.4	87.1	87.5	90.2	89.0	
Wrong	6.0	9.7	8.8	7.0	7.9	
A little bit wrong	1.8	2.4	2.9	1.5	2.2	
Not at all wrong	0.8	0.7	0.8	1.3	0.9	
N of Valid	2419	2382	1989	1624	8414	
N of Miss	35	43	48	42	168	

Table 83: How wrong do you think it is for someone your age to: steal anything?


Response	6	8	10	12	Total	
Very wrong	75.4	65.6	64.8	71.4	69.4	
Wrong	21.0	28.1	28.2	22.5	25.0	
A little bit wrong	2.8	5.6	6.0	5.5	4.9	
Not at all wrong	0.7	0.7	1.0	0.6	0.8	
N of Valid	2409	2380	1985	1623	8397	
N of Miss	45	45	52	43	185	

Table 84: How wrong do you think it is for someone your age to: pick a fight with someone?


Response	6	8	10	12	Total	
Very wrong	60.9	46.3	42.1	50.0	50.2	
Wrong	27.9	34.1	34.3	31.1	31.8	
A little bit wrong	9.0	16.7	20.0	16.1	15.1	
Not at all wrong	2.2	3.0	3.6	2.9	2.9	
N of Valid	2398	2363	1979	1619	8359	
N of Miss	56	62	58	47	223	

Table 85: How wrong do you think it is for someone your age to: attack someone with the idea of seriously hurting them?





Response	6	8	10	12	Total	
Very wrong	90.8	80.8	74.9	76.9	81.5	
Wrong	6.4	14.1	17.9	16.8	13.3	
A little bit wrong	1.7	3.9	5.7	4.6	3.8	
Not at all wrong	1.2	1.2	1.5	1.8	1.4	
N of Valid	2404	2377	1982	1616	8379	
N of Miss	50	48	55	50	203	

Table 86: How wrong do you think it is for someone your age to: stay away from school all day when their parents think they are at school?





Response	6	8	10	12	Total	
Very wrong	85.0	67.3	53.9	43.2	64.6	
Wrong	12.3	24.9	30.4	32.7	24.1	
A little bit wrong	2.2	6.3	13.4	20.0	9.4	
Not at all wrong	0.6	1.4	2.4	4.1	1.9	
N of Valid	2413	2381	1983	1618	8395	
N of Miss	41	44	54	48	187	

Table 87: How wrong do you think it is for someone your age to: drink beer, wine or hard liquor (for example, vodka, whiskey, or gin) regularly?





Response	6	8	10	12	Total	
Very wrong	90.9	74.0	47.5	41.8	66.4	
Wrong	6.3	16.1	23.3	22.0	16.1	
A little bit wrong	1.9	7.9	20.9	24.6	12.4	
Not at all wrong	0.9	2.0	8.4	11.7	5.0	
N of Valid	2410	2379	1984	1616	8389	
N of Miss	44	46	53	50	193	

Table 88: How wrong do you think it is for someone your age to: smoke cigarettes?





Response	6	8	10	12	Total	
Very wrong	92.9	80.0	62.3	53.5	74.4	
Wrong	5.2	13.6	20.8	22.2	14.5	
A little bit wrong	1.1	4.6	12.0	15.2	7.4	
Not at all wrong	0.7	1.8	4.9	9.0	3.6	
N of Valid	2409	2381	1985	1618	8393	
N of Miss	45	44	52	48	189	

Table 89: How wrong do you think it is for someone your age to: smoke marijuana?





Response	6	8	10	12	Total	
Very wrong	96.2	82.0	58.9	47.8	74.0	
Wrong	2.5	9.4	15.5	18.6	10.6	
A little bit wrong	0.6	4.7	12.1	15.7	7.4	
Not at all wrong	0.7	4.0	13.5	17.9	8.0	
N of Valid	2402	2374	1983	1616	8375	
N of Miss	52	51	54	50	207	

Table 90: How wrong do you think it is for someone your age to: use prescription drugs or non-prescription drugs for the purpose of getting high?





Response	6	8	10	12	Total	
Very wrong	96.1	89.5	78.1	75.4	86.0	
Wrong	2.8	8.0	14.2	16.9	9.7	
A little bit wrong	0.4	1.6	4.6	5.4	2.7	
Not at all wrong	0.7	0.8	3.1	2.3	1.6	
N of Valid	2405	2378	1982	1619	8384	
N of Miss	49	47	55	47	198	

Table 91: How wrong do you think it is for someone your age to: use synthetic marijuana (K2, spice) or bath salts?


Response	6	8	10	12	Total	
Very wrong	96.5	91.5	82.7	83.8	89.3	
Wrong	2.3	6.3	11.7	12.5	7.6	
A little bit wrong	0.5	1.5	3.5	2.3	1.8	
Not at all wrong	0.7	0.8	2.0	1.4	1.2	
N of Valid	2381	2377	1977	1619	8354	
N of Miss	73	48	60	47	228	

Table 92: How wrong do you think it is for someone your age to: use LSD, cocaine, amphetamines or another illegal drug?


Response	6	8	10	12	Total	
Very wrong	97.9	93.6	86.9	85.9	91.7	
Wrong	1.5	5.1	8.6	9.8	5.8	
A little bit wrong	0.2	0.5	2.7	2.6	1.3	
Not at all wrong	0.5	0.7	1.9	1.8	1.1	
N of Valid	2401	2373	1978	1620	8372	
N of Miss	53	52	59	46	210	

Table 93: How wrong do you think it is for someone your age to: use e-cigarettes, e-cigars or e-hookahs?


Response	6	8	10	12	Total	
Very wrong	92.9	74.8	52.5	45.9	69.1	
Wrong	4.5	13.1	17.6	16.4	12.3	
A little bit wrong	1.6	7.5	16.7	19.6	10.3	
Not at all wrong	1.0	4.7	13.3	18.1	8.3	
N of Valid	2394	2373	1981	1616	8364	
N of Miss	60	52	56	50	218	

Table 94: At school during the past 12 months, did you receive help from the resource teacher, speech therapist or other special education teacher?



Response	6	8	10	12	Total	
No	80.7	86.6	90.0	90.9	86.6	
Yes	19.3	13.4	10.0	9.1	13.4	
N of Valid	2121	2194	1825	1482	7622	
N of Miss	333	231	212	184	960	

Table 95: How many times in the past year (12 months) have you: been suspended from school?







Response	6	8	10	12	Total	
Never	94.1	91.9	92.0	94.8	93.1	
1 to 2 times	5.0	7.0	7.1	4.4	6.0	
3 to 5 times	0.6	0.4	0.5	0.2	0.5	
6 to 9 times	0.3	0.4	0.2	0.2	0.3	
10 to 19 times	0.0	0.1	0.2	0.2	0.1	
20 to 29 times	0.0	0.0	0.0	0.0	0.0	
30 to 39 times	0.0	0.0	0.0	0.0	0.0	
40+ times	0.0	0.1	0.1	0.2	0.1	
N of Valid	2394	2370	1988	1616	8368	
N of Miss	60	55	49	50	214	

Table 96: How many times in the past year (12 months) have you: carried a handgun?









Response	6	8	10	12	Total	
Never	94.6	96.1	95.7	95.5	95.4	
1 to 2 times	2.8	2.0	2.2	1.1	2.1	
3 to 5 times	1.2	0.9	0.7	1.0	0.9	
6 to 9 times	0.4	0.3	0.5	0.6	0.4	
10 to 19 times	0.2	0.2	0.4	0.4	0.3	
20 to 29 times	0.3	0.1	0.2	0.3	0.2	
30 to 39 times	0.0	0.1	0.0	0.1	0.0	
40+ times	0.6	0.4	0.5	1.1	0.6	
N of Valid	2392	2364	1982	1612	8350	
N of Miss	62	61	55	54	232	

Table 97: How many times in the past year (12 months) have you: sold illegal drugs?









Response	6	8	10	12	Total	
Never	99.9	98.7	95.4	94.5	97.5	
1 to 2 times	0.0	0.8	1.8	2.2	1.1	
3 to 5 times	0.0	0.2	0.7	0.9	0.4	
6 to 9 times	0.0	0.2	0.5	0.6	0.3	
10 to 19 times	0.0	0.2	0.5	0.3	0.2	
20 to 29 times	0.0	0.0	0.3	0.4	0.1	
30 to 39 times	0.0	0.0	0.1	0.2	0.1	
40+ times	0.0	0.0	0.7	0.9	0.3	
N of Valid	2382	2361	1973	1615	8331	
N of Miss	72	64	64	51	251	

Table 98: How many times in the past year (12 months) have you: stolen or tried to steal a motor vehicle such as a car or motorcycle?







Response	6	8	10	12	Total	
Never	99.5	99.2	98.4	98.9	99.0	
1 to 2 times	0.5	0.6	1.0	0.3	0.6	
3 to 5 times	0.0	0.2	0.3	0.1	0.1	
6 to 9 times	0.0	0.0	0.2	0.3	0.1	
10 to 19 times	0.0	0.0	0.1	0.1	0.0	
20 to 29 times	0.0	0.0	0.0	0.0	0.0	
30 to 39 times	0.0	0.0	0.0	0.0	0.0	
40+ times	0.0	0.0	0.1	0.2	0.1	
N of Valid	2388	2364	1983	1613	8348	
N of Miss	66	61	54	53	234	

Table 99: How many times in the past year (12 months) have you: participated in clubs, organizations or activities at school?









Response	6	8	10	12	Total	
Never	30.6	27.8	26.0	26.3	27.9	
1 to 2 times	21.8	19.3	14.9	11.9	17.5	
3 to 5 times	16.2	14.3	11.8	12.0	13.8	
6 to 9 times	8.7	7.2	8.0	8.2	8.0	
10 to 19 times	6.8	6.4	7.6	8.1	7.1	
20 to 29 times	3.2	4.4	6.6	5.9	4.9	
30 to 39 times	2.0	2.2	3.4	2.9	2.5	
40+ times	10.7	18.3	21.6	24.6	18.2	
N of Valid	2346	2360	1977	1608	8291	
N of Miss	108	65	60	58	291	

Table 100: How many times in the past year (12 months) have you: been arrested?









Response	6	8	10	12	Total	
Never	99.1	98.3	95.8	96.5	97.6	
1 to 2 times	0.8	1.3	3.3	2.6	1.9	
3 to 5 times	0.1	0.3	0.6	0.4	0.3	
6 to 9 times	0.0	0.0	0.2	0.1	0.1	
10 to 19 times	0.0	0.0	0.1	0.1	0.0	
20 to 29 times	0.0	0.0	0.0	0.1	0.0	
30 to 39 times	0.0	0.0	0.1	0.0	0.0	
40+ times	0.0	0.1	0.1	0.2	0.1	
N of Valid	2381	2364	1982	1611	8338	
N of Miss	73	61	55	55	244	

Table 101: How many times in the past year (12 months) have you: attacked someone with the idea of seriously hurting them?









Response	6	8	10	12	Total	
Never	94.6	92.2	91.2	94.4	93.1	
1 to 2 times	3.7	5.4	6.4	4.0	4.9	
3 to 5 times	1.0	1.0	1.4	0.7	1.0	
6 to 9 times	0.3	0.6	0.4	0.4	0.4	
10 to 19 times	0.3	0.3	0.2	0.1	0.2	
20 to 29 times	0.1	0.3	0.3	0.1	0.2	
30 to 39 times	0.0	0.0	0.0	0.1	0.0	
40+ times	0.2	0.3	0.2	0.3	0.2	
N of Valid	2391	2368	1984	1612	8355	
N of Miss	63	57	53	54	227	

Table 102: How many times in the past year (12 months) have you: been drunk or high at school?









Response	6	8	10	12	Total	
Never	99.4	97.0	91.0	87.4	94.4	
1 to 2 times	0.5	1.5	3.8	5.2	2.5	
3 to 5 times	0.0	0.7	1.2	2.7	1.0	
6 to 9 times	0.0	0.4	1.0	1.5	0.6	
10 to 19 times	0.0	0.2	0.7	1.0	0.4	
20 to 29 times	0.0	0.0	0.6	0.6	0.3	
30 to 39 times	0.0	0.0	0.3	0.2	0.1	
40+ times	0.0	0.2	1.4	1.4	0.7	
N of Valid	2391	2367	1984	1614	8356	
N of Miss	63	58	53	52	226	



Table 103: How many times in the past year (12 months) have you: taken a handgun to school?






Response	6	8	10	12	Total	
Never	99.9	99.9	99.5	99.3	99.7	
1 to 2 times	0.1	0.1	0.3	0.1	0.1	
3 to 5 times	0.0	0.0	0.0	0.0	0.0	
6 to 9 times	0.0	0.0	0.1	0.1	0.0	
10 to 19 times	0.0	0.0	0.0	0.1	0.0	
20 to 29 times	0.0	0.0	0.0	0.0	0.0	
30 to 39 times	0.0	0.0	0.0	0.0	0.0	
40+ times	0.0	0.0	0.1	0.5	0.1	
N of Valid	2385	2361	1984	1614	8344	
N of Miss	69	64	53	52	238	

Table 104: Are you currently on probation, or assigned a probation officer with Juvenile Court?



Response	6	8	10	12	Total	
No	99.1	98.1	98.0	98.4	98.4	
Yes	0.9	1.9	2.0	1.6	1.6	
N of Valid	2116	2183	1863	1526	7688	
N of Miss	338	242	174	140	894	

Table 105: Have you ever belonged to a gang?






Response	6	8	10	12	Total	
No	95.8	94.8	95.3	95.6	95.4	
No, but would like to	1.0	1.4	1.4	1.4	1.3	
Yes, in the past	1.9	2.3	1.4	1.9	1.9	
Yes, belong now	1.0	1.4	1.9	0.9	1.3	
Yes, but would like to get out	0.2	0.1	0.1	0.2	0.2	
N of Valid	2400	2374	1984	1619	8377	
N of Miss	54	51	53	47	205	

Table 106: If you have ever belonged to a gang, did that gang have a name?




Response	6	8	10	12	Total	
No	5.5	6.0	7.5	11.4	7.3	
Yes	2.9	3.6	3.4	2.7	3.1	
I have never belonged to a gang	91.6	90.4	89.1	85.9	89.6	
N of Valid	2383	2352	1960	1591	8286	
N of Miss	71	73	77	75	296	

Table 107: You are at a party at someone's house, and one of your friends offers you a drink containing alcohol. What would you say or do?





Response	6	8	10	12	Total	
Drink it	2.9	12.3	30.1	41.0	19.4	
Tell your friend, 'No thanks, I don't drink' and suggest that you and your friend go and do something else	48.0	45.6	35.7	27.2	40.4	
Just say, 'No thanks' and walk away	30.9	27.1	24.5	25.3	27.2	
Make up a good excuse, tell your friend you had something else to do, and leave	18.2	15.0	9.6	6.5	13.0	
N of Valid	2380	2353	1964	1611	8308	
N of Miss	74	72	73	55	274	

Table 108: How often do you attend religious services or activities?





Response	6	8	10	12	Total	
Never	16.8	10.5	14.2	17.0	14.4	
Rarely	16.2	16.2	17.9	23.6	18.1	
1-2 Times a Month	12.0	13.8	15.5	15.9	14.1	
About Once a Week or More	55.1	59.5	52.4	43.5	53.4	
N of Valid	2314	2360	1972	1613	8259	
N of Miss	140	65	65	53	323	

Table 109: I think sometimes it's okay to cheat at school.





Response	6	8	10	12	Total	
NO!	73.4	43.4	22.2	18.5	42.2	
no	21.8	40.6	40.8	38.4	34.8	
yes	4.1	13.8	31.9	36.0	19.6	
YES!	0.7	2.2	5.1	7.1	3.4	
N of Valid	2406	2364	1976	1615	8361	
N of Miss	48	61	61	51	221	

Table 110: It is important to think before you act.





Response	6	8	10	12	Total	
NO!	1.5	1.3	1.1	1.2	1.3	
no	1.7	2.5	2.4	1.9	2.1	
yes	21.8	35.3	37.5	38.4	32.5	
YES!	74.9	61.0	59.0	58.6	64.1	
N of Valid	2405	2363	1973	1611	8352	
N of Miss	49	62	64	55	230	

Table 111: Sometimes I think that life is not worth it.





Response	6	8	10	12	Total	
NO!	62.8	50.6	42.1	44.3	50.9	
no	19.3	22.8	26.1	28.5	23.7	
yes	12.8	18.0	22.9	19.6	18.0	
YES!	5.1	8.7	8.9	7.5	7.5	
N of Valid	2358	2346	1963	1601	8268	
N of Miss	96	79	74	65	314	

Table 112: At times I think I am no good at all.

Response	6	8	10	12	Total	
NO!	41.6	32.6	28.7	32.1	34.2	
no	24.6	26.4	25.6	26.6	25.7	
yes	24.5	29.3	33.0	31.9	29.3	
YES!	9.3	11.7	12.6	9.4	10.8	
N of Valid	2365	2345	1963	1605	8278	
N of Miss	89	80	74	61	304	

Table 113: All in all, I am inclined to think that I am a failure.

Response	6	8	10	12	Total	
NO!	59.0	48.0	42.3	45.1	49.2	
no	24.9	31.0	32.1	33.6	30.0	
yes	11.1	13.8	17.7	15.8	14.4	
YES!	5.0	7.2	7.9	5.5	6.4	
N of Valid	2351	2344	1964	1604	8263	
N of Miss	103	81	73	62	319	

Table 114: In the past year, have you felt depressed or sad MOST days, even if you felt okay sometimes?

Response	6	8	10	12	Total	
NO!	38.6	37.1	30.1	32.0	34.9	
no	24.2	23.9	26.1	28.4	25.4	
yes	25.6	24.7	26.5	25.3	25.5	
YES!	11.6	14.4	17.3	14.2	14.2	
N of Valid	2372	2348	1972	1607	8299	
N of Miss	82	77	65	59	283	

Table 115: It is all right to beat up people if they start the fight.





Response	6	8	10	12	Total	
NO!	58.1	35.1	26.6	28.1	38.3	
no	21.0	23.2	24.1	24.0	23.0	
yes	12.9	24.0	27.4	27.2	22.2	
YES!	8.0	17.6	21.9	20.8	16.5	
N of Valid	2379	2350	1971	1600	8300	
N of Miss	75	75	66	66	282	

Table 116: I think it is okay to take something without asking if you can get away with it.





Response	6	8	10	12	Total	
NO!	83.1	67.7	59.4	60.9	68.8	
no	15.0	28.3	34.8	33.7	27.1	
yes	1.3	3.0	4.8	4.5	3.2	
YES!	0.7	1.0	1.0	0.9	0.9	
N of Valid	2385	2343	1967	1603	8298	
N of Miss	69	82	70	63	284	

Table 117: Where do you get the most information about living a drug and alcohol free life? Parents/guardians





Response	6	8	10	12	Total	
All the time	57.6	54.6	49.5	44.1	52.2	
Most	19.1	22.0	21.9	23.6	21.5	
Some	11.7	14.2	17.5	19.1	15.2	
Very little	11.6	9.1	11.1	13.2	11.1	
N of Valid	2311	2334	1957	1604	8206	
N of Miss	143	91	80	62	376	

Table 118: Where do you get the most information about living a drug and alcohol free life? Friends





Response	6	8	10	12	Total	
All the time	21.7	16.4	13.6	12.3	16.4	
Most	16.6	19.4	17.6	15.4	17.4	
Some	23.8	28.4	30.4	28.7	27.7	
Very little	37.8	35.7	38.4	43.6	38.5	
N of Valid	2286	2300	1950	1597	8133	
N of Miss	168	125	87	69	449	

Table 119: Where do you get the most information about living a drug and alcohol free life? Family members





Response	6	8	10	12	Total	
All the time	49.5	45.0	36.5	30.9	41.4	
Most	20.1	22.5	24.0	22.7	22.2	
Some	16.0	19.1	23.1	24.8	20.3	
Very little	14.5	13.4	16.5	21.6	16.0	
N of Valid	2299	2320	1950	1598	8167	
N of Miss	155	105	87	68	415	

Table 120: Where do you get the most information about living a drug and alcohol free life? School





Response	6	8	10	12	Total	
All the time	66.7	59.8	47.8	40.0	55.0	
Most	16.3	19.5	24.5	26.5	21.2	
Some	8.2	12.9	18.7	21.8	14.7	
Very little	8.8	7.8	9.0	11.7	9.1	
N of Valid	2321	2325	1954	1601	8201	
N of Miss	133	100	83	65	381	

Table 121: Where do you get the most information about living a drug and alcohol free life? Internet





Response	6	8	10	12	Total	
All the time	16.6	14.6	11.8	11.9	14.0	
Most	11.7	13.8	14.1	12.1	13.0	
Some	22.0	28.6	30.4	29.2	27.3	
Very little	49.6	43.0	43.6	46.8	45.7	
N of Valid	2257	2296	1943	1600	8096	
N of Miss	197	129	94	66	486	

Table 122: Where do you get the most information about living a drug and alcohol free life? TV





Response	6	8	10	12	Total	
All the time	22.0	17.5	13.9	13.3	17.1	
Most	15.6	18.0	14.7	15.0	15.9	
Some	26.0	32.3	33.8	31.6	30.8	
Very little	36.4	32.2	37.6	40.0	36.2	
N of Valid	2279	2297	1941	1596	8113	
N of Miss	175	128	96	70	469	

Table 123: Where do you get the most information about living a drug and alcohol free life? Social media





Response	6	8	10	12	Total	
All the time	16.6	14.1	10.8	10.4	13.2	
Most	10.1	12.2	11.9	11.3	11.4	
Some	20.8	25.8	28.5	27.4	25.4	
Very little	52.5	47.9	48.8	51.0	50.0	
N of Valid	2211	2284	1937	1594	8026	
N of Miss	243	141	100	72	556	

Table 124: How much do you think people risk harming themselves (physically or in other ways) if they: smoked one or more packs of cigarettes per day?


Response	6	8	10	12	Total	
No risk	9.2	5.6	3.9	5.3	6.2	
Slight risk	6.2	7.9	7.1	6.6	7.0	
Moderate risk	16.0	17.3	20.1	15.0	17.2	
Great risk	68.6	69.2	68.9	73.1	69.7	
N of Valid	2349	2336	1964	1592	8241	
N of Miss	105	89	73	74	341	

Table 125: How much do you think people risk harming themselves (physically or in other ways) if they: try marijuana once or twice?


Response	6	8	10	12	Total	
No risk	11.7	14.8	29.2	41.2	22.4	
Slight risk	18.9	26.8	28.2	26.3	24.8	
Moderate risk	26.7	23.8	18.7	12.8	21.3	
Great risk	42.7	34.7	24.0	19.7	31.5	
N of Valid	2325	2334	1956	1583	8198	
N of Miss	129	91	81	83	384	

Table 126: How much do you think people risk harming themselves (physically or in other ways) if they: smoke marijuana once or twice a week?


Response	6	8	10	12	Total	
No risk	10.8	10.3	20.8	27.4	16.3	
Slight risk	7.2	12.7	17.8	21.3	14.0	
Moderate risk	19.0	24.3	24.2	21.5	22.2	
Great risk	63.1	52.7	37.3	29.8	47.5	
N of Valid	2294	2306	1945	1578	8123	
N of Miss	160	119	92	88	459	



Table 127: How much do you think people risk harming themselves (physically or in other ways) if they: take one or two drinks of an alcoholic beverage (beer, wine, liquor) nearly every day?

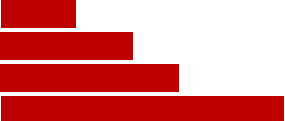
Response	6	8	10	12	Total	
No risk	11.0	8.2	8.6	11.3	9.7	
Slight risk	15.0	18.9	22.0	22.3	19.2	
Moderate risk	23.6	26.7	29.8	28.6	26.9	
Great risk	50.4	46.1	39.6	37.8	44.2	
N of Valid	2338	2333	1960	1589	8220	
N of Miss	116	92	77	77	362	

Table 128: How much do you think people risk harming themselves (physically or in other ways) if they: have five or more drinks of an alcoholic beverage once or twice a weekend?


Response	6	8	10	12	Total	
No risk	10.1	6.7	6.1	7.6	7.7	
Slight risk	7.7	10.2	14.3	16.3	11.7	
Moderate risk	21.3	24.4	29.3	28.4	25.5	
Great risk	60.9	58.7	50.3	47.7	55.2	
N of Valid	2337	2336	1960	1589	8222	
N of Miss	117	89	77	77	360	

Table 129: How much do you think people risk harming themselves (physically or in other ways) if they: use prescription drugs that are not prescribed to them?


Response	6	8	10	12	Total	
No risk	9.5	5.7	3.8	4.7	6.1	
Slight risk	4.5	5.7	8.3	7.3	6.3	
Moderate risk	13.8	16.7	20.2	21.5	17.6	
Great risk	72.2	72.0	67.8	66.5	70.0	
N of Valid	2334	2329	1957	1584	8204	
N of Miss	120	96	80	82	378	

Table 130: How much do you think people risk harming themselves (physically or in other ways) if they: use non-prescription drugs to get high?


Response	6	8	10	12	Total	
No risk	9.3	5.3	4.0	4.2	5.9	
Slight risk	3.4	4.8	7.0	6.2	5.2	
Moderate risk	10.8	14.5	19.2	18.9	15.4	
Great risk	76.4	75.4	69.7	70.7	73.4	
N of Valid	2334	2330	1959	1585	8208	
N of Miss	120	95	78	81	374	

Table 131: How much do you think people risk harming themselves (physically or in other ways) if they: use e-cigarettes, e-cigars, or e-hookahs?


Response	6	8	10	12	Total	
No risk	11.8	14.1	19.9	24.6	16.9	
Slight risk	13.9	22.4	29.6	30.6	23.3	
Moderate risk	22.2	23.3	21.6	20.1	22.0	
Great risk	52.0	40.2	28.9	24.7	37.9	
N of Valid	2323	2327	1953	1587	8190	
N of Miss	131	98	84	79	392	

Table 132: Have you ever used smokeless tobacco (chew, snuff, plug, dipping tobacco, or chewing tobacco)?


Response	6	8	10	12	Total	
Never	96.3	90.3	80.8	79.4	87.6	
Once or Twice	3.0	6.0	10.6	8.8	6.8	
Once in a while but not regularly	0.4	2.3	2.9	4.4	2.3	
Regularly in the past	0.2	0.7	2.0	2.3	1.2	
Regularly now	0.2	0.7	3.7	5.1	2.1	
N of Valid	2374	2346	1963	1590	8273	
N of Miss	80	79	74	76	309	

Table 133: How often have you used smokeless tobacco during the past 30 days?


Response	6	8	10	12	Total	
Not at all	99.4	97.1	92.0	90.1	95.2	
Once or twice	0.4	1.9	2.8	3.4	1.9	
Once or twice per week	0.1	0.4	1.0	0.8	0.5	
Three to five times per week	0.1	0.3	0.7	0.8	0.4	
About once a day	0.0	0.0	1.0	0.9	0.4	
More than once a day	0.0	0.3	2.6	4.1	1.5	
N of Valid	2374	2342	1957	1588	8261	
N of Miss	80	83	80	78	321	

Table 134: Have you ever smoked cigarettes?


Response	6	8	10	12	Total	
Never	95.2	85.6	71.8	65.4	81.2	
Once or Twice	3.8	9.8	14.9	16.3	10.5	
Once in a while but not regularly	0.4	2.6	6.0	9.8	4.2	
Regularly in the past	0.5	1.4	4.1	4.2	2.3	
Regularly now	0.0	0.6	3.2	4.3	1.8	
N of Valid	2371	2345	1956	1588	8260	
N of Miss	83	80	81	78	322	

Table 135: How frequently have you smoked cigarettes during the past 30 days?


Response	6	8	10	12	Total	
Not at all	99.2	96.8	91.4	88.1	94.5	
Less than one cigarette per day	0.5	1.9	5.0	6.7	3.1	
One to five cigarettes per day	0.2	0.9	2.4	3.4	1.5	
About one-half pack per day	0.0	0.1	0.6	1.1	0.4	
About one pack per day	0.0	0.1	0.4	0.5	0.2	
About one and one-half packs per day	0.0	0.0	0.1	0.2	0.1	
Two packs or more per day	0.0	0.1	0.2	0.1	0.1	
N of Valid	2369	2338	1955	1592	8254	
N of Miss	85	87	82	74	328	

Table 136: Which statement best describes rules about smoking inside your home or your family cars?






Response	6	8	10	12	Total	
Smoking is not allowed anywhere inside your home or cars	70.2	69.5	70.2	72.4	70.4	
Smoking is allowed in some places and at some times or in some cars	10.2	10.3	11.4	10.7	10.6	
Smoking is allowed anywhere inside the home or cars	2.2	3.7	4.2	3.7	3.4	
There are no rules about smoking inside the home or cars	2.8	3.7	4.5	5.0	3.9	
I don't know	14.5	12.8	9.7	8.2	11.7	
N of Valid	2330	2332	1957	1588	8207	
N of Miss	124	93	80	78	375	

Table 137: Have you ever used e-cigarettes, e-cigars, or e-hookahs?






Response	6	8	10	12	Total	
Never	97.1	86.2	70.3	61.6	80.8	
Once or Twice	2.0	8.3	13.4	16.1	9.2	
Once in a while but not regularly	0.6	3.1	8.8	11.2	5.3	
Regularly in the past	0.3	1.2	3.6	5.9	2.4	
Regularly now	0.1	1.1	3.9	5.2	2.3	
N of Valid	2339	2332	1952	1585	8208	
N of Miss	115	93	85	81	374	

Table 138: How frequently have you used e-cigarettes, e-cigars, or e-hookahs?








Response	6	8	10	12	Total	
Not at all	99.2	94.1	84.3	78.5	90.2	
Less than 10 puffs per day	0.6	4.2	9.5	13.1	6.1	
10 to 50 puffs per day	0.2	1.1	3.7	5.0	2.2	
About one-half cartomiser per day	0.0	0.3	1.1	1.1	0.6	
About one cartomiser per day	0.0	0.1	0.6	1.1	0.4	
About one and one-half cartomisers per day	0.0	0.0	0.2	0.4	0.1	
Two cartomisers or more per day	0.0	0.2	0.7	0.7	0.4	
N of Valid	2330	2316	1921	1576	8143	
N of Miss	124	109	116	90	439	

Table 139: During this school year, were you taught in any of your classes about the dangers of tobacco use?






Response	6	8	10	12	Total	
Never	14.7	24.2	33.3	42.0	27.1	
Rarely	11.4	17.5	19.8	20.4	16.9	
Sometimes	21.3	25.4	23.4	20.5	22.8	
Often	27.9	21.0	15.6	11.0	19.8	
Almost always	24.6	12.0	7.9	6.0	13.5	
N of Valid	2317	2313	1921	1567	8118	
N of Miss	137	112	116	99	464	

Table 140: During the past 12 months, have you participated in any community activities to discourage people your age from using cigarettes, chewing tobacco, snuff, dip or cigars, e-cigarettes, e-cigars, or e-hookahs?






Response	6	8	10	12	Total	
Never	59.7	64.5	70.3	75.9	66.8	
Rarely	13.8	15.6	12.7	10.4	13.4	
Sometimes	12.8	11.6	9.9	8.3	10.9	
Often	7.5	5.2	4.1	2.9	5.1	
Almost always	6.2	3.1	3.0	2.4	3.8	
N of Valid	2263	2294	1925	1570	8052	
N of Miss	191	131	112	96	530	

Table 141: Think back over the last two weeks. How many times have you had five or more alcoholic drinks in a row?


Response	6	8	10	12	Total	
None	98.2	95.4	87.0	78.5	90.9	
Once	1.2	2.6	5.5	8.5	4.0	
Twice	0.4	1.0	3.3	6.2	2.4	
3-5 times	0.1	0.5	2.7	4.3	1.7	
6-9 times	0.0	0.1	0.6	1.1	0.4	
10 or more times	0.1	0.4	0.8	1.5	0.6	
N of Valid	2331	2313	1929	1574	8147	
N of Miss	123	112	108	92	435	

Table 142: During the past 30 days, how many times did you ride in a car or other vehicle driven by someone who had been drinking alcohol or using drugs to get high?


Response	6	8	10	12	Total	
0 times	91.9	89.9	85.7	84.0	88.3	
1 time	4.4	4.2	5.7	5.9	4.9	
2 or 3 times	1.6	3.2	4.8	6.0	3.7	
4 or 5 times	0.5	0.9	1.5	1.1	1.0	
6 or more times	1.6	1.7	2.3	3.0	2.1	
N of Valid	2306	2311	1924	1570	8111	
N of Miss	148	114	113	96	471	

Table 143: During the past 30 days, how many times did you drive a car or other vehicle when you had been drinking alcohol or using drugs to get high?


Response	6	8	10	12	Total	
I did not drive a car in the past 30 days	55.5	58.9	41.2	20.2	46.1	
0 times	43.9	39.7	55.6	71.1	50.9	
1 time	0.4	0.7	1.5	3.1	1.3	
2 or 3 times	0.0	0.3	0.5	3.1	0.8	
4 or 5 times	0.1	0.1	0.4	0.8	0.3	
6 or more times	0.0	0.2	0.7	1.8	0.6	
N of Valid	2220	2229	1891	1560	7900	
N of Miss	234	196	146	106	682	

Table 144: If you drank alcohol (not just a sip or taste) in the past year, how did you usually get it?













Response	6	8	10	12	Total	
I did not drink alcohol in the past year	95.3	86.6	65.6	50.5	77.2	
I bought it myself with a fake ID	0.0	0.1	0.3	0.5	0.2	
I bought it myself without a fake ID	0.0	0.0	0.5	1.3	0.4	
I got it from someone I know age 21 or older	0.6	2.7	9.4	21.4	7.3	
I got it from someone I know under age 21	0.3	1.5	5.5	9.0	3.6	
I got it from my brother or sister	0.1	0.7	1.4	1.3	0.8	
I got it from home with my parents' permission	1.1	2.2	5.2	5.3	3.2	
I got it from home without my parents' permission	0.5	2.5	3.6	1.9	2.1	
I got it from another relative	0.4	1.1	2.6	1.3	1.3	
A stranger bought it for me	0.0	0.2	0.5	0.5	0.3	
I took it from a store or shop	0.1	0.1	0.1	0.2	0.1	
Other	1.4	2.5	5.4	6.8	3.7	
N of Valid	2291	2261	1882	1543	7977	
N of Miss	163	164	155	123	605	

Table 145: If you drank alcohol (not just a sip or taste) in the past year, where did you usually drink it?











Response	6	8	10	12	Total	
I did not drink alcohol in the past year	95.9	87.1	66.6	52.2	78.1	
At my home	1.8	5.9	10.7	12.2	7.1	
At someone else's home	1.0	4.7	18.0	30.0	11.6	
At an open area like a park, beach, field, back road, woods, or a street corner	0.4	1.2	3.2	2.8	1.8	
At a sporting event or concert	0.2	0.2	0.3	0.6	0.3	
At a restaurant, bar, or a nightclub	0.2	0.2	0.4	0.8	0.4	
At an empty building or a construction site	0.1	0.1	0.1	0.1	0.1	
At a hotel/motel	0.1	0.2	0.2	0.7	0.3	
An a car	0.2	0.2	0.3	0.6	0.3	
At school	0.0	0.1	0.2	0.3	0.1	
N of Valid	2276	2259	1855	1522	7912	
N of Miss	178	166	182	144	670	

Table 146: How do you feel about someone your age having one or two drinks of an alcoholic beverage nearly every day?





Response	6	8	10	12	Total	
Neither approve nor disapprove	19.7	23.3	30.3	29.6	25.2	
Somewhat disapprove	5.3	13.8	20.8	22.8	14.8	
Strongly disapprove	62.3	54.0	40.8	40.2	50.5	
Don't know or can't say	12.7	8.9	8.1	7.4	9.5	
N of Valid	2256	2265	1895	1545	7961	
N of Miss	198	160	142	121	621	

Table 147: On how many occasions have you had alcoholic beverages (beer, wine or hard liquor) to drink in your lifetime - more than just a few sips?








Response	6	8	10	12	Total	
0	92.7	80.6	54.7	42.1	70.6	
1-2	4.9	9.3	14.4	12.2	9.8	
3-5	1.0	3.8	10.4	10.8	5.9	
6-9	0.5	2.4	5.9	8.0	3.7	
10-19	0.5	1.6	6.4	8.7	3.8	
20-39	0.1	1.0	3.8	7.8	2.7	
40	0.3	1.4	4.4	10.4	3.5	
N of Valid	2314	2307	1913	1553	8087	
N of Miss	140	118	124	113	495	

Table 148: On how many occasions have you drunk one of more drinks of an alcoholic beverage during the past 30 days?








Response	6	8	10	12	Total	
0	98.7	94.6	82.2	71.1	88.3	
1-2	1.0	3.8	10.2	15.3	6.7	
3-5	0.2	0.7	3.9	7.0	2.5	
6-9	0.0	0.4	2.1	3.5	1.3	
10-19	0.0	0.2	0.7	2.0	0.6	
20-39	0.0	0.1	0.3	0.5	0.2	
40	0.0	0.2	0.5	0.6	0.3	
N of Valid	2314	2297	1907	1548	8066	
N of Miss	140	128	130	118	516	



Table 149: On how many occasions have you used marijuana (grass, pot) or hashish (hash, hash oil) in your lifetime?


Response	6	8	10	12	Total	
0	98.6	93.5	77.7	65.5	85.8	
1-2	0.6	2.6	6.0	8.3	3.9	
3-5	0.4	1.0	3.3	4.8	2.1	
6-9	0.0	0.7	2.4	3.9	1.5	
10-19	0.0	0.8	2.9	4.3	1.8	
20-39	0.1	0.3	1.8	3.4	1.2	
40	0.2	1.2	6.0	9.8	3.7	
N of Valid	2311	2297	1898	1549	8055	
N of Miss	143	128	139	117	527	

Table 150: On how many occasions have you used marijuana (grass, pot) or hashish (hash, hash oil) during the past 30 days?


Response	6	8	10	12	Total	
0	99.4	97.4	89.7	85.3	93.8	
1-2	0.3	1.2	4.1	6.0	2.6	
3-5	0.1	0.6	1.4	2.6	1.0	
6-9	0.0	0.4	1.4	1.7	0.8	
10-19	0.0	0.3	1.4	1.3	0.7	
20-39	0.0	0.0	0.8	1.2	0.4	
40	0.0	0.1	1.2	1.9	0.7	
N of Valid	2309	2302	1903	1548	8062	
N of Miss	145	123	134	118	520	

Table 151: On how many occasions have you used LSD or other psychedelics in your lifetime?


Response	6	8	10	12	Total	
0	99.7	99.5	97.7	96.2	98.5	
1-2	0.2	0.3	1.2	2.1	0.8	
3-5	0.0	0.1	0.5	0.8	0.3	
6-9	0.0	0.0	0.3	0.3	0.1	
10-19	0.0	0.1	0.1	0.2	0.1	
20-39	0.0	0.0	0.1	0.2	0.0	
40	0.0	0.0	0.2	0.1	0.1	
N of Valid	2277	2291	1906	1547	8021	
N of Miss	177	134	131	119	561	

Table 152: On how many occasions have you used LSD or other psychedelics during the past 30 days?


Response	6	8	10	12	Total	
0	100.0	99.9	99.4	99.7	99.7	
1-2	0.0	0.0	0.4	0.2	0.2	
3-5	0.0	0.0	0.1	0.0	0.0	
6-9	0.0	0.0	0.1	0.0	0.0	
10-19	0.0	0.0	0.1	0.1	0.0	
20-39	0.0	0.0	0.0	0.0	0.0	
40	0.0	0.0	0.0	0.1	0.0	
N of Valid	2278	2289	1904	1546	8017	
N of Miss	176	136	133	120	565	

Table 153: On how many occasions have you used cocaine or crack in your lifetime?


Response	6	8	10	12	Total	
0	99.7	99.5	98.6	97.2	98.9	
1-2	0.2	0.4	1.0	1.4	0.7	
3-5	0.1	0.0	0.1	0.4	0.1	
6-9	0.0	0.0	0.3	0.2	0.1	
10-19	0.0	0.0	0.1	0.3	0.1	
20-39	0.0	0.0	0.0	0.1	0.0	
40	0.0	0.1	0.0	0.5	0.1	
N of Valid	2305	2302	1901	1546	8054	
N of Miss	149	123	136	120	528	

Table 154: On how many occasions have you used cocaine or crack during the past 30 days?


Response	6	8	10	12	Total	
0	99.9	99.8	99.7	99.2	99.7	
1-2	0.0	0.0	0.1	0.5	0.1	
3-5	0.0	0.0	0.2	0.1	0.1	
6-9	0.0	0.0	0.0	0.0	0.0	
10-19	0.0	0.0	0.0	0.1	0.0	
20-39	0.0	0.0	0.0	0.0	0.0	
40	0.0	0.0	0.0	0.1	0.0	
N of Valid	2309	2289	1897	1546	8041	
N of Miss	145	136	140	120	541	

Table 155: On how many occasions have you sniffed glue, breathed the contents of an aerosol spray can, or inhaled other gases or sprays, in order to get high in your lifetime?








Response	6	8	10	12	Total	
0	96.8	94.6	93.4	95.2	95.1	
1-2	2.1	3.2	3.4	2.1	2.7	
3-5	0.6	0.9	1.1	1.3	0.9	
6-9	0.1	0.6	0.8	0.5	0.5	
10-19	0.0	0.2	0.8	0.4	0.3	
20-39	0.1	0.0	0.1	0.2	0.1	
40	0.2	0.4	0.4	0.3	0.3	
N of Valid	2304	2298	1895	1544	8041	
N of Miss	150	127	142	122	541	

Table 156: On how many occasions have you sniffed glue, breathed the contents of an aerosol spray can, or inhaled other gases or sprays, in order to get high during the past 30 days?








Response	6	8	10	12	Total	
0	98.6	98.3	97.7	99.2	98.4	
1-2	1.1	1.0	1.7	0.5	1.1	
3-5	0.1	0.3	0.5	0.1	0.2	
6-9	0.0	0.2	0.1	0.1	0.1	
10-19	0.1	0.1	0.1	0.0	0.1	
20-39	0.0	0.0	0.0	0.0	0.0	
40	0.0	0.0	0.0	0.1	0.0	
N of Valid	2295	2294	1897	1541	8027	
N of Miss	159	131	140	125	555	

Table 157: On how many occasions have you used Daztrex in your lifetime?


Response	6	8	10	12	Total	
0	100.0	100.0	100.0	100.0	100.0	
1-2	0.0	0.0	0.0	0.0	0.0	
3-5	0.0	0.0	0.0	0.0	0.0	
6-9	0.0	0.0	0.0	0.0	0.0	
10-19	0.0	0.0	0.0	0.0	0.0	
20-39	0.0	0.0	0.0	0.0	0.0	
40	0.0	0.0	0.0	0.0	0.0	
N of Valid	2261	2282	1897	1540	7980	
N of Miss	193	143	140	126	602	

Table 158: On how many occasions have you used Daztrex during the past 30 days?


Response	6	8	10	12	Total	
0	100.0	100.0	100.0	100.0	100.0	
1-2	0.0	0.0	0.0	0.0	0.0	
3-5	0.0	0.0	0.0	0.0	0.0	
6-9	0.0	0.0	0.0	0.0	0.0	
10-19	0.0	0.0	0.0	0.0	0.0	
20-39	0.0	0.0	0.0	0.0	0.0	
40	0.0	0.0	0.0	0.0	0.0	
N of Valid	2262	2280	1896	1539	7977	
N of Miss	192	145	141	127	605	

Table 159: On how many occasions have you used synthetic marijuana (K2, spice) in your lifetime?








Response	6	8	10	12	Total	
0	99.5	98.9	96.8	94.5	97.7	
1-2	0.3	0.7	2.2	3.0	1.4	
3-5	0.1	0.1	0.4	1.0	0.3	
6-9	0.0	0.1	0.1	0.3	0.1	
10-19	0.0	0.0	0.1	0.3	0.1	
20-39	0.0	0.0	0.1	0.3	0.1	
40	0.0	0.2	0.3	0.5	0.2	
N of Valid	2291	2289	1896	1541	8017	
N of Miss	163	136	141	125	565	

Table 160: On how many occasions have you used synthetic marijuana (K2, spice) during the past 30 days?


Response	6	8	10	12	Total	
0	99.8	99.5	99.5	99.6	99.6	
1-2	0.2	0.3	0.2	0.3	0.2	
3-5	0.0	0.1	0.1	0.1	0.1	
6-9	0.0	0.0	0.0	0.0	0.0	
10-19	0.0	0.0	0.1	0.0	0.0	
20-39	0.0	0.0	0.0	0.0	0.0	
40	0.0	0.1	0.2	0.0	0.1	
N of Valid	2287	2282	1897	1538	8004	
N of Miss	167	143	140	128	578	

Table 161: On how many occasions have you used methamphetamines (meth, speed, crank, crystal meth) in your lifetime?


Response	6	8	10	12	Total	
0	99.7	99.6	99.0	99.0	99.4	
1-2	0.3	0.1	0.6	0.3	0.3	
3-5	0.0	0.0	0.2	0.1	0.1	
6-9	0.0	0.0	0.2	0.1	0.1	
10-19	0.0	0.1	0.1	0.1	0.1	
20-39	0.0	0.0	0.0	0.3	0.1	
40	0.0	0.1	0.0	0.2	0.1	
N of Valid	2286	2288	1883	1534	7991	
N of Miss	168	137	154	132	591	

Table 162: On how many occasions have you used methamphetamines (meth, speed, crank, crystal meth) in the past 30 days?


Response	6	8	10	12	Total	
0	99.9	99.9	99.8	99.6	99.8	
1-2	0.1	0.0	0.2	0.1	0.1	
3-5	0.0	0.0	0.0	0.1	0.0	
6-9	0.0	0.0	0.0	0.1	0.0	
10-19	0.0	0.0	0.0	0.0	0.0	
20-39	0.0	0.0	0.0	0.0	0.0	
40	0.0	0.0	0.0	0.1	0.0	
N of Valid	2281	2282	1889	1535	7987	
N of Miss	173	143	148	131	595	

Table 163: On how many occasions have you used other chemical products (bath salts, plant food, etc.) in your lifetime?


Response	6	8	10	12	Total	
0	97.8	98.5	99.5	99.5	98.7	
1-2	1.1	0.8	0.2	0.3	0.6	
3-5	0.6	0.3	0.2	0.1	0.3	
6-9	0.2	0.1	0.1	0.1	0.1	
10-19	0.1	0.1	0.1	0.0	0.1	
20-39	0.0	0.0	0.1	0.0	0.0	
40	0.1	0.1	0.0	0.0	0.1	
N of Valid	2271	2280	1889	1532	7972	
N of Miss	183	145	148	134	610	

Table 164: On how many occasions have you used other chemical products (bath salts, plant food, etc.) during the past 30 days?


Response	6	8	10	12	Total	
0	99.1	99.5	99.7	99.7	99.5	
1-2	0.5	0.3	0.2	0.3	0.3	
3-5	0.0	0.1	0.1	0.0	0.1	
6-9	0.1	0.0	0.0	0.1	0.1	
10-19	0.1	0.0	0.0	0.0	0.1	
20-39	0.0	0.0	0.0	0.0	0.0	
40	0.1	0.1	0.0	0.0	0.1	
N of Valid	2263	2280	1885	1530	7958	
N of Miss	191	145	152	136	624	

Table 165: On how many occasions have you used heroin or other opiates in your lifetime?


Response	6	8	10	12	Total	
0	99.9	99.8	99.4	99.0	99.6	
1-2	0.1	0.1	0.4	0.5	0.3	
3-5	0.0	0.0	0.2	0.2	0.1	
6-9	0.0	0.0	0.1	0.2	0.1	
10-19	0.0	0.0	0.0	0.1	0.0	
20-39	0.0	0.0	0.0	0.1	0.0	
40	0.0	0.0	0.0	0.0	0.0	
N of Valid	2269	2284	1887	1532	7972	
N of Miss	185	141	150	134	610	

Table 166: On how many occasions have you used heroin or other opiates during the past 30 days?




Response	6	8	10	12	Total	
0	100.0	100.0	100.0	99.8	100.0	
1-2	0.0	0.0	0.0	0.1	0.0	
3-5	0.0	0.0	0.0	0.0	0.0	
6-9	0.0	0.0	0.0	0.0	0.0	
10-19	0.0	0.0	0.0	0.1	0.0	
20-39	0.0	0.0	0.0	0.0	0.0	
40	0.0	0.0	0.0	0.0	0.0	
N of Valid	2270	2278	1888	1529	7965	
N of Miss	184	147	149	137	617	

Table 167: On how many occasions have you used MDMA ('X', 'E', or ecstasy) in your lifetime?







Response	6	8	10	12	Total	
0	100.0	99.7	98.8	97.8	99.2	
1-2	0.0	0.2	0.8	1.0	0.5	
3-5	0.0	0.0	0.2	0.3	0.1	
6-9	0.0	0.1	0.1	0.3	0.1	
10-19	0.0	0.0	0.1	0.3	0.1	
20-39	0.0	0.0	0.1	0.2	0.1	
40	0.0	0.0	0.0	0.0	0.0	
N of Valid	2236	2281	1886	1530	7933	
N of Miss	218	144	151	136	649	

Table 168: On how many occasions have you used MDMA ('X', 'E', or ecstasy) during the past 30 days?







Response	6	8	10	12	Total	
0	100.0	99.9	99.8	99.6	99.8	
1-2	0.0	0.1	0.1	0.3	0.1	
3-5	0.0	0.0	0.1	0.1	0.0	
6-9	0.0	0.0	0.1	0.0	0.0	
10-19	0.0	0.0	0.0	0.1	0.0	
20-39	0.0	0.0	0.0	0.0	0.0	
40	0.0	0.0	0.0	0.0	0.0	
N of Valid	2233	2274	1877	1524	7908	
N of Miss	221	151	160	142	674	

Table 169: On how many occasions have you taken prescription drugs (such as Valium, Xanax, Ritalin, Adderall, OxyContin, Darvocet, or sleeping pills) not prescribed to you in your lifetime?








Response	6	8	10	12	Total	
0	97.3	95.1	89.4	86.2	92.6	
1-2	1.2	2.5	4.5	4.6	3.0	
3-5	0.7	1.1	1.9	2.6	1.5	
6-9	0.3	0.6	1.3	2.3	1.0	
10-19	0.2	0.2	1.4	1.7	0.8	
20-39	0.1	0.4	0.4	0.7	0.4	
40	0.4	0.3	1.0	1.8	0.8	
N of Valid	2257	2284	1882	1527	7950	
N of Miss	197	141	155	139	632	

Table 170: On how many occasions have you taken prescription drugs (such as Valium, Xanax, Ritalin, Adderall, OxyContin, Darvocet, or sleeping pills) not prescribed to you during the past 30 days?








Response	6	8	10	12	Total	
0	98.3	98.0	95.5	94.9	96.9	
1-2	1.2	1.1	2.1	2.7	1.7	
3-5	0.1	0.5	1.2	0.9	0.6	
6-9	0.0	0.1	0.6	0.8	0.4	
10-19	0.1	0.1	0.2	0.2	0.1	
20-39	0.3	0.1	0.3	0.3	0.2	
40	0.1	0.1	0.1	0.1	0.1	
N of Valid	2253	2285	1878	1531	7947	
N of Miss	201	140	159	135	635	



Table 171: On how many occasions have you taken non-prescription medicines such as diet pills (for example, Dietac, Dexatrim or Prolamine), stay-awake pills (for example No-Doz, Vivarin, or Wake), or cough or cold medicines (robos, DXM, etc.) to get high in your lifetime?








Response	6	8	10	12	Total	
0	98.8	98.2	95.2	96.0	97.3	
1-2	0.5	0.5	1.8	1.1	0.9	
3-5	0.0	0.4	1.0	1.0	0.6	
6-9	0.1	0.4	0.7	0.6	0.4	
10-19	0.2	0.2	0.6	0.3	0.3	
20-39	0.1	0.1	0.2	0.5	0.2	
40	0.2	0.2	0.4	0.5	0.3	
N of Valid	2259	2282	1876	1527	7944	
N of Miss	195	143	161	139	638	

Table 172: On how many occasions have you taken non-prescription medicines such as diet pills (for example, Dietac, Dexatrim or Prolamine), stay-awake pills (for example No-Doz, Vivarin, or Wake), or cough or cold medicines (robos, DXM, etc.) to get high during the past 30 days?








Response	6	8	10	12	Total	
0	99.4	99.1	97.8	98.9	98.8	
1-2	0.3	0.5	1.3	0.5	0.6	
3-5	0.0	0.0	0.4	0.2	0.2	
6-9	0.1	0.1	0.3	0.2	0.2	
10-19	0.0	0.1	0.0	0.1	0.1	
20-39	0.0	0.1	0.1	0.0	0.1	
40	0.0	0.1	0.1	0.1	0.1	
N of Valid	2256	2280	1876	1526	7938	
N of Miss	198	145	161	140	644	

Table 173: On how many occasions have you been drunk or very high from drinking alcoholic beverages during the past 30 days?








Response	6	8	10	12	Total	
0	99.5	97.1	88.5	81.2	92.7	
1-2	0.5	1.7	6.9	10.6	4.3	
3-5	0.0	0.5	2.2	4.1	1.5	
6-9	0.0	0.3	1.2	2.3	0.8	
10-19	0.0	0.2	0.4	1.0	0.3	
20-39	0.0	0.1	0.4	0.5	0.2	
40	0.0	0.1	0.4	0.4	0.2	
N of Valid	2259	2278	1867	1521	7925	
N of Miss	195	147	170	145	657	

Table 174: On how many occasions have you drunk flavored alcoholic beverages, sometimes called 'alcopops' (like Mike's Hard Lemonade, Smirnoff Ice, Bacardi Breezers, etc.) in your lifetime?








Response	6	8	10	12	Total	
0	97.1	89.0	72.1	61.3	82.0	
1-2	2.2	5.7	9.9	9.2	6.3	
3-5	0.5	2.3	7.0	8.8	4.1	
6-9	0.2	1.1	4.3	6.2	2.6	
10-19	0.0	1.0	3.2	6.6	2.3	
20-39	0.0	0.2	1.6	3.3	1.1	
40	0.0	0.7	2.0	4.6	1.6	
N of Valid	2263	2283	1868	1528	7942	
N of Miss	191	142	169	138	640	

Table 175: On how many occasions have you drunk flavored alcoholic beverages, sometimes called 'alcopops' (like Mike's Hard Lemonade, Smirnoff Ice, Bacardi Breezers, etc.) during the past 30 days?








Response	6	8	10	12	Total	
0	99.4	96.7	88.3	83.0	92.8	
1-2	0.4	2.4	7.5	9.6	4.4	
3-5	0.1	0.6	2.3	4.4	1.6	
6-9	0.1	0.1	0.9	1.7	0.6	
10-19	0.0	0.2	0.5	0.9	0.3	
20-39	0.0	0.0	0.3	0.2	0.1	
40	0.0	0.0	0.3	0.3	0.1	
N of Valid	2267	2279	1874	1529	7949	
N of Miss	187	146	163	137	633	

Table 176: If you used prescription drugs or over the counter drugs without a doctor telling you to use it or for the purpose of getting high, where did you get these drugs? - Did not use



Response	6	8	10	12	Total	
No	11.5	10.2	16.9	18.4	13.7	
Yes	88.5	89.8	83.1	81.6	86.3	
N of Valid	2454	2425	2037	1666	8582	
N of Miss	0	0	0	0	0	

Table 177: If you used prescription drugs or over the counter drugs without a doctor telling you to use it or for the purpose of getting high, where did you get these drugs? - Bought or took from store or shop



Response	6	8	10	12	Total	
No	99.9	99.5	99.2	99.2	99.5	
Yes	0.1	0.5	0.8	0.8	0.5	
N of Valid	2454	2425	2037	1666	8582	
N of Miss	0	0	0	0	0	

Table 178: If you used prescription drugs or over the counter drugs without a doctor telling you to use it or for the purpose of getting high, where did you get these drugs? -  
Got from parents with permission



Response	6	8	10	12	Total	
No	99.6	99.3	98.6	99.0	99.1	
Yes	0.4	0.7	1.4	1.0	0.9	
N of Valid	2454	2425	2037	1666	8582	
N of Miss	0	0	0	0	0	

Table 179: If you used prescription drugs or over the counter drugs without a doctor telling you to use it or for the purpose of getting high, where did you get these drugs? -  
Got from home without permission



Response	6	8	10	12	Total	
No	99.8	99.3	98.4	98.3	99.0	
Yes	0.2	0.7	1.6	1.7	1.0	
N of Valid	2454	2425	2037	1666	8582	
N of Miss	0	0	0	0	0	

Table 180: If you used prescription drugs or over the counter drugs without a doctor telling you to use it or for the purpose of getting high, where did you get these drugs? -  
Got from relative with permission



Response	6	8	10	12	Total	
No	99.9	99.8	99.4	99.2	99.6	
Yes	0.1	0.2	0.6	0.8	0.4	
N of Valid	2454	2425	2037	1666	8582	
N of Miss	0	0	0	0	0	

Table 181: If you used prescription drugs or over the counter drugs without a doctor telling you to use it or for the purpose of getting high, where did you get these drugs? -  
Got from relative without permission



Response	6	8	10	12	Total	
No	99.8	99.8	99.5	99.7	99.7	
Yes	0.2	0.2	0.5	0.3	0.3	
N of Valid	2454	2425	2037	1666	8582	
N of Miss	0	0	0	0	0	

Table 182: If you used prescription drugs or over the counter drugs without a doctor telling you to use it or for the purpose of getting high, where did you get these drugs? -  
Got from friend's home with permission



Response	6	8	10	12	Total	
No	99.7	99.8	98.9	99.3	99.5	
Yes	0.3	0.2	1.1	0.7	0.5	
N of Valid	2454	2425	2037	1666	8582	
N of Miss	0	0	0	0	0	

Table 183: If you used prescription drugs or over the counter drugs without a doctor telling you to use it or for the purpose of getting high, where did you get these drugs? -  
Got from friend's home without permission



Response	6	8	10	12	Total	
No	99.9	99.8	99.6	99.5	99.7	
Yes	0.1	0.2	0.4	0.5	0.3	
N of Valid	2454	2425	2037	1666	8582	
N of Miss	0	0	0	0	0	

Table 184: If you used prescription drugs or over the counter drugs without a doctor telling you to use it or for the purpose of getting high, where did you get these drugs? -  
Got from friend at school



Response	6	8	10	12	Total	
No	99.8	99.7	98.7	99.3	99.4	
Yes	0.2	0.3	1.3	0.7	0.6	
N of Valid	2454	2425	2037	1666	8582	
N of Miss	0	0	0	0	0	

Table 185: If you used prescription drugs or over the counter drugs without a doctor telling you to use it or for the purpose of getting high, where did you get these drugs? -  
Got from friend at party



Response	6	8	10	12	Total	
No	99.8	99.7	98.5	98.6	99.2	
Yes	0.2	0.3	1.5	1.4	0.8	
N of Valid	2454	2425	2037	1666	8582	
N of Miss	0	0	0	0	0	

Table 186: If you used prescription drugs or over the counter drugs without a doctor telling you to use it or for the purpose of getting high, where did you get these drugs? -  
Got from friend, elsewhere



Response	6	8	10	12	Total	
No	99.7	99.5	98.3	96.6	98.7	
Yes	0.3	0.5	1.7	3.4	1.3	
N of Valid	2454	2425	2037	1666	8582	
N of Miss	0	0	0	0	0	

Table 187: If you used prescription drugs or over the counter drugs without a doctor telling you to use it or for the purpose of getting high, where did you get these drugs? -  
Got from internet sale



Response	6	8	10	12	Total	
No	99.8	100.0	99.9	99.9	99.9	
Yes	0.2	0.0	0.1	0.1	0.1	
N of Valid	2454	2425	2037	1666	8582	
N of Miss	0	0	0	0	0	

Table 188: During the last month, about how many marijuana cigarettes, or the equivalent, did you smoke a day, on the average?








Response	6	8	10	12	Total	
None	99.4	96.5	90.4	88.6	94.4	
Less than 1 a day	0.4	1.6	3.5	5.1	2.3	
1 a day	0.0	0.5	1.6	1.5	0.8	
2-3 a day	0.1	0.8	2.4	2.9	1.4	
4-6 a day	0.1	0.2	1.1	1.0	0.6	
7-10 a day	0.0	0.3	0.5	0.5	0.3	
11 or more a day	0.0	0.1	0.5	0.5	0.2	
N of Valid	2243	2248	1839	1504	7834	
N of Miss	211	177	198	162	748	

Table 189: How wrong do your friends feel it would be for YOU to: have one or two drinks of an alcoholic beverage nearly every day?


Response	6	8	10	12	Total	
Very wrong	82.6	65.4	45.1	39.5	60.6	
Wrong	12.2	19.0	24.4	25.3	19.5	
A little bit wrong	3.6	9.6	16.5	20.6	11.6	
Not at all wrong	1.6	5.9	14.0	14.7	8.3	
N of Valid	2227	2249	1837	1498	7811	
N of Miss	227	176	200	168	771	

Table 190: How wrong do your friends feel it would be for YOU to: smoke tobacco?


Response	6	8	10	12	Total	
Very wrong	88.8	74.2	54.2	45.9	68.2	
Wrong	8.1	15.3	21.7	23.8	16.4	
A little bit wrong	2.1	6.0	13.0	16.4	8.5	
Not at all wrong	1.1	4.5	11.2	13.9	6.9	
N of Valid	2222	2235	1829	1500	7786	
N of Miss	232	190	208	166	796	

Table 191: How wrong do your friends feel it would be for YOU to: smoke marijuana?


Response	6	8	10	12	Total	
Very wrong	92.0	76.6	52.5	39.3	68.1	
Wrong	5.1	10.3	15.1	19.5	11.7	
A little bit wrong	1.5	6.2	13.4	16.6	8.6	
Not at all wrong	1.4	6.9	19.0	24.5	11.6	
N of Valid	2217	2235	1836	1500	7788	
N of Miss	237	190	201	166	794	

Table 192: How wrong do your friends feel it would be for YOU to: use prescription drugs not prescribed to you?





Response	6	8	10	12	Total	
Very wrong	89.7	80.6	66.7	62.6	76.5	
Wrong	7.2	12.2	18.6	21.9	14.2	
A little bit wrong	1.6	4.1	8.7	9.5	5.5	
Not at all wrong	1.5	3.0	6.0	6.0	3.9	
N of Valid	2223	2240	1832	1500	7795	
N of Miss	231	185	205	166	787	

Table 193: How wrong would most adults (over 21) in your neighborhood think it is for kids your age: to use marijuana?





Response	6	8	10	12	Total	
Very wrong	89.9	82.1	67.7	62.2	77.1	
Wrong	6.0	10.7	17.3	20.8	12.9	
A little bit wrong	2.6	4.0	9.3	11.1	6.2	
Not at all wrong	1.5	3.2	5.7	5.9	3.8	
N of Valid	2203	2241	1824	1497	7765	
N of Miss	251	184	213	169	817	

Table 194: How wrong would most adults (over 21) in your neighborhood think it is for kids your age: to drink alcohol?





Response	6	8	10	12	Total	
Very wrong	84.3	74.2	58.1	49.2	68.4	
Wrong	9.5	15.1	21.7	24.4	16.8	
A little bit wrong	4.1	7.2	13.4	17.3	9.7	
Not at all wrong	2.1	3.5	6.9	9.1	5.0	
N of Valid	2200	2235	1823	1493	7751	
N of Miss	254	190	214	173	831	



Table 195: How wrong would most adults (over 21) in your neighborhood think it is for kids your age: to smoke cigarettes?





Response	6	8	10	12	Total	
Very wrong	84.5	78.8	65.6	54.7	72.7	
Wrong	8.9	12.3	19.0	22.6	14.9	
A little bit wrong	3.8	5.2	9.4	14.0	7.5	
Not at all wrong	2.8	3.7	5.9	8.7	4.9	
N of Valid	2197	2232	1824	1490	7743	
N of Miss	257	193	213	176	839	

Table 196: How much do each of the following statements describe your neighborhood? crime and/or drug selling





Response	6	8	10	12	Total	
NO!	82.3	74.2	66.8	69.3	73.8	
no	10.9	16.4	21.1	19.7	16.6	
yes	4.6	7.2	9.0	8.8	7.2	
YES!	2.2	2.2	3.1	2.3	2.4	
N of Valid	2175	2209	1822	1494	7700	
N of Miss	279	216	215	172	882	

Table 197: How much do each of the following statements describe your neighborhood? fights





Response	6	8	10	12	Total	
NO!	72.7	69.0	65.5	68.0	69.0	
no	16.4	19.0	23.8	23.0	20.2	
yes	7.6	9.0	7.9	7.2	8.0	
YES!	3.3	2.9	2.8	1.8	2.8	
N of Valid	2159	2200	1813	1494	7666	
N of Miss	295	225	224	172	916	

Table 198: How much do each of the following statements describe your neighborhood? lots of empty or abandoned buildings

Response	6	8	10	12	Total	
NO!	75.8	72.0	66.4	71.0	71.5	
no	16.7	22.0	24.9	21.8	21.2	
yes	5.5	4.8	7.1	5.5	5.7	
YES!	2.0	1.2	1.7	1.7	1.6	
N of Valid	2164	2201	1816	1488	7669	
N of Miss	290	224	221	178	913	

Table 199: How much do each of the following statements describe your neighborhood? lots of graffiti

Response	6	8	10	12	Total	
NO!	85.3	80.0	74.9	77.1	79.7	
no	12.3	17.1	22.1	20.5	17.6	
yes	1.6	2.2	2.1	1.6	1.9	
YES!	0.8	0.7	1.0	0.8	0.8	
N of Valid	2130	2181	1803	1484	7598	
N of Miss	324	244	234	182	984	

Table 200: I feel safe in my neighborhood.

Response	6	8	10	12	Total	
NO!	7.6	6.0	6.3	5.9	6.5	
no	7.1	6.8	7.6	6.0	6.9	
yes	25.4	30.5	35.9	34.3	31.1	
YES!	59.9	56.7	50.2	53.9	55.5	
N of Valid	2172	2198	1811	1487	7668	
N of Miss	282	227	226	179	914	

Table 201: If a kid smoked marijuana in your neighborhood would he or she be caught by the police?

Response	6	8	10	12	Total	
NO!	9.6	12.5	20.1	20.0	15.0	
no	18.8	33.2	46.3	49.2	35.3	
yes	31.0	30.4	21.3	20.0	26.4	
YES!	40.6	23.9	12.3	10.8	23.3	
N of Valid	2121	2184	1777	1472	7554	
N of Miss	333	241	260	194	1028	

Table 202: If a kid drank some beer, wine or hard liquor (for example, vodka, whiskey, or gin) in your neighborhood would he or she be caught by the police?

Response	6	8	10	12	Total	
NO!	11.3	16.9	25.4	26.8	19.3	
no	26.0	41.5	50.2	52.6	41.4	
yes	28.8	24.3	16.2	14.0	21.7	
YES!	33.9	17.2	8.3	6.6	17.7	
N of Valid	2115	2183	1774	1469	7541	
N of Miss	339	242	263	197	1041	

Table 203: If a kid carried a handgun in your neighborhood would he or she be caught by the police?

Response	6	8	10	12	Total	
NO!	9.9	13.8	18.1	18.3	14.6	
no	17.6	25.8	34.0	35.3	27.3	
yes	27.4	30.2	27.9	27.6	28.4	
YES!	45.1	30.2	20.1	18.8	29.8	
N of Valid	2118	2176	1775	1470	7539	
N of Miss	336	249	262	196	1043	

Table 204: If you wanted to get some cigarettes, how easy would it be for you to get some?

Response	6	8	10	12	Total	
Very hard	77.5	58.5	34.2	19.7	50.4	
Sort of hard	9.8	15.7	18.5	10.1	13.6	
Sort of easy	6.9	14.5	23.1	18.1	15.1	
Very easy	5.8	11.3	24.3	52.1	20.8	
N of Valid	2089	2165	1773	1467	7494	
N of Miss	365	260	264	199	1088	

Table 205: If you wanted to get some beer, wine or hard liquor (for example, vodka, whiskey, or gin), how easy would it be for you to get some?

Response	6	8	10	12	Total	
Very hard	75.6	53.0	28.5	18.8	46.8	
Sort of hard	10.8	16.5	17.0	12.9	14.3	
Sort of easy	7.6	16.3	24.6	26.2	17.8	
Very easy	6.0	14.2	30.0	42.0	21.1	
N of Valid	2086	2160	1775	1465	7486	
N of Miss	368	265	262	201	1096	

Table 206: If you wanted to get a drug like cocaine, LSD, or amphetamines, how easy would it be for you to get some?

Response	6	8	10	12	Total	
Very hard	93.7	87.4	70.2	57.9	79.3	
Sort of hard	3.6	7.3	14.8	21.3	10.8	
Sort of easy	1.2	3.2	8.5	12.2	5.7	
Very easy	1.5	2.1	6.6	8.5	4.3	
N of Valid	2081	2160	1775	1462	7478	
N of Miss	373	265	262	204	1104	

Table 207: If you wanted to get a handgun, how easy would it be for you to get one?


Response	6	8	10	12	Total	
Very hard	75.8	65.0	53.3	44.9	61.3	
Sort of hard	10.6	13.6	16.2	18.9	14.4	
Sort of easy	7.2	11.0	13.9	14.5	11.3	
Very easy	6.4	10.4	16.6	21.6	13.0	
N of Valid	2082	2157	1775	1462	7476	
N of Miss	372	268	262	204	1106	

Table 208: If you wanted to get some marijuana, how easy would it be for you to get some?


Response	6	8	10	12	Total	
Very hard	91.8	75.4	45.1	29.3	63.7	
Sort of hard	4.1	8.1	11.9	11.2	8.5	
Sort of easy	2.1	7.8	16.5	18.5	10.4	
Very easy	2.0	8.6	26.4	41.0	17.4	
N of Valid	2064	2140	1766	1452	7422	
N of Miss	390	285	271	214	1160	

Table 209: If you wanted to get prescription drugs for the purpose of getting high, how easy would it be for you to get some?


Response	6	8	10	12	Total	
Very hard	84.5	69.1	46.8	39.0	62.2	
Sort of hard	6.6	10.5	16.3	18.2	12.3	
Sort of easy	4.1	9.5	17.7	19.0	11.8	
Very easy	4.7	11.0	19.2	23.8	13.7	
N of Valid	2079	2152	1767	1455	7453	
N of Miss	375	273	270	211	1129	

Table 210: If you wanted to get synthetic marijuana such as K2 or chemical products such as bath salts to get high, how easy would it be for you to get some?





Response	6	8	10	12	Total	
Very hard	93.3	86.3	68.1	56.5	78.1	
Sort of hard	3.5	6.8	14.6	20.0	10.3	
Sort of easy	1.6	3.9	8.6	11.7	5.9	
Very easy	1.6	3.0	8.6	11.8	5.7	
N of Valid	2077	2150	1769	1457	7453	
N of Miss	377	275	268	209	1129	

Table 211: If you wanted to get steroids to use or to enhance athletic performance, how easy would it be for you to get some?





Response	6	8	10	12	Total	
Very hard	91.4	85.7	68.4	58.5	77.9	
Sort of hard	5.0	8.6	17.3	20.7	12.0	
Sort of easy	2.5	3.2	7.5	11.7	5.7	
Very easy	1.1	2.5	6.8	9.1	4.4	
N of Valid	2073	2161	1767	1457	7458	
N of Miss	381	264	270	209	1124	

Table 212: If you wanted to get e-cigarettes, e-cigars, or e-hookahs, how easy would it be for you to get some?





Response	6	8	10	12	Total	
Very hard	86.9	71.3	45.4	29.8	61.4	
Sort of hard	6.3	9.9	11.2	8.8	9.0	
Sort of easy	3.2	8.5	16.4	17.5	10.7	
Very easy	3.6	10.3	27.0	43.9	19.0	
N of Valid	2075	2156	1770	1457	7458	
N of Miss	379	269	267	209	1124	

Table 213: During the past 12 months, have you participated in any alcohol prevention programs or seen any alcohol prevention messages in your school or community? Yes, a school-based program focused on preventing underage drinking and/or drinking and driving.



Response	6	8	10	12	Total	
No	65.0	74.0	81.1	83.4	74.9	
Yes	35.0	26.0	18.9	16.6	25.1	
N of Valid	2454	2425	2037	1666	8582	
N of Miss	0	0	0	0	0	

Table 214: During the past 12 months, have you participated in any alcohol prevention programs or seen any alcohol prevention messages in your school or community? Yes, a community-based program focused on preventing underage drinking and/or drinking and driving (for example, through your church or temple or through youth groups like Boys and Girls Club or 4-H).



Response	6	8	10	12	Total	
No	90.6	93.0	96.2	95.1	93.5	
Yes	9.4	7.0	3.8	4.9	6.5	
N of Valid	2454	2425	2037	1666	8582	
N of Miss	0	0	0	0	0	

Table 215: During the past 12 months, have you participated in any alcohol prevention programs or seen any alcohol prevention messages in your school or community? Yes, a media campaign addressing underage drinking and/or drinking and driving (for example, newspaper ads, posters, pamphlets, radio, TV).



Response	6	8	10	12	Total	
No	88.2	88.4	90.4	90.7	89.3	
Yes	11.8	11.6	9.6	9.3	10.7	
N of Valid	2454	2425	2037	1666	8582	
N of Miss	0	0	0	0	0	

Table 216: During the past 12 months, have you participated in any alcohol prevention programs or seen any alcohol prevention messages in your school or community? No



Response	6	8	10	12	Total	
No	58.0	47.4	40.7	38.5	47.1	
Yes	42.0	52.6	59.3	61.5	52.9	
N of Valid	2454	2425	2037	1666	8582	
N of Miss	0	0	0	0	0	

Table 217: How wrong do your parents feel it would be for YOU to: have one or two drinks of an alcoholic beverage nearly every day?





Response	6	8	10	12	Total	
Very wrong	91.9	86.6	78.9	74.9	84.1	
Wrong	5.4	9.2	13.6	15.4	10.3	
A little bit wrong	1.8	3.1	5.6	7.0	4.1	
Not at all wrong	0.8	1.1	2.0	2.8	1.6	
N of Valid	2166	2195	1778	1449	7588	
N of Miss	288	230	259	217	994	

Table 218: How wrong do your parents feel it would be for YOU to: smoke tobacco?





Response	6	8	10	12	Total	
Very wrong	96.2	92.2	84.3	77.1	88.6	
Wrong	2.4	5.3	10.6	14.0	7.4	
A little bit wrong	0.6	1.6	3.4	6.4	2.6	
Not at all wrong	0.8	0.9	1.6	2.6	1.3	
N of Valid	2156	2189	1778	1447	7570	
N of Miss	298	236	259	219	1012	

Table 219: How wrong do your parents feel it would be for YOU to: smoke marijuana?





Response	6	8	10	12	Total	
Very wrong	97.7	92.7	83.1	77.6	89.0	
Wrong	1.1	3.9	8.8	11.3	5.7	
A little bit wrong	0.5	1.8	5.3	7.4	3.3	
Not at all wrong	0.7	1.6	2.8	3.7	2.0	
N of Valid	2141	2173	1776	1445	7535	
N of Miss	313	252	261	221	1047	



Table 220: How wrong do your parents feel it would be for YOU to: use prescription drugs not prescribed to you?

Response	6	8	10	12	Total	
Very wrong	96.3	94.0	89.3	87.6	92.3	
Wrong	2.2	3.9	6.7	7.7	4.8	
A little bit wrong	0.8	1.1	2.6	3.2	1.8	
Not at all wrong	0.7	1.1	1.4	1.5	1.1	
N of Valid	2146	2184	1771	1447	7548	
N of Miss	308	241	266	219	1034	

Table 221: How wrong do your parents feel it would be for YOU to: steal something worth more than \$5?

Response	6	8	10	12	Total	
Very wrong	88.8	85.9	85.0	85.8	86.5	
Wrong	9.0	10.2	11.0	10.6	10.1	
A little bit wrong	1.5	2.5	3.0	2.3	2.3	
Not at all wrong	0.7	1.4	1.1	1.3	1.1	
N of Valid	2151	2180	1775	1446	7552	
N of Miss	303	245	262	220	1030	

Table 222: How wrong do your parents feel it would be for YOU to: draw graffiti, write things, or draw pictures on buildings or other property (without the owner's permission)?

Response	6	8	10	12	Total	
Very wrong	92.1	86.7	83.9	82.8	86.8	
Wrong	5.4	9.4	10.9	12.4	9.2	
A little bit wrong	1.4	2.7	3.5	3.6	2.7	
Not at all wrong	1.1	1.2	1.7	1.2	1.3	
N of Valid	2151	2185	1776	1446	7558	
N of Miss	303	240	261	220	1024	

Table 223: How wrong do your parents feel it would be for YOU to: pick a fight with someone?





Response	6	8	10	12	Total	
Very wrong	77.8	67.8	62.6	64.6	68.8	
Wrong	16.1	20.0	22.9	22.0	20.0	
A little bit wrong	4.6	9.8	11.7	10.5	8.9	
Not at all wrong	1.6	2.4	2.8	3.0	2.4	
N of Valid	2149	2180	1775	1444	7548	
N of Miss	305	245	262	222	1034	

Table 224: During the past 12 months, have you talked with at least one of your parents about the dangers of underage drinking and/or drinking and driving? By parents, we mean either your biological parents, adoptive parents, stepparents, or adult guardians - whether or not they live with you.



Response	6	8	10	12	Total	
No	45.2	48.1	51.7	51.0	48.7	
Yes	54.8	51.9	48.3	49.0	51.3	
N of Valid	2094	2158	1748	1430	7430	
N of Miss	360	267	289	236	1152	

Table 225: The rules in my family are clear.





Response	6	8	10	12	Total	
NO!	2.4	1.8	2.3	2.9	2.3	
no	3.5	5.1	6.6	7.3	5.4	
yes	24.1	29.2	37.6	39.6	31.7	
YES!	70.0	63.9	53.5	50.2	60.5	
N of Valid	2121	2172	1756	1435	7484	
N of Miss	333	253	281	231	1098	

Table 226: People in my family have serious arguments about the same things, and often insult or yell at each other.

Response	6	8	10	12	Total	
NO!	43.8	33.0	28.5	26.7	33.8	
no	32.9	39.3	37.6	41.4	37.5	
yes	16.1	18.7	23.3	22.0	19.7	
YES!	7.1	8.9	10.6	9.9	9.0	
N of Valid	2100	2161	1753	1429	7443	
N of Miss	354	264	284	237	1139	

Table 227: When I am not at home, one of my parents knows where I am and who I am with.

Response	6	8	10	12	Total	
NO!	3.3	3.0	3.0	4.2	3.3	
no	3.2	3.6	4.9	8.4	4.7	
yes	19.8	27.8	36.6	40.1	29.9	
YES!	73.8	65.6	55.5	47.3	62.0	
N of Valid	2123	2168	1751	1432	7474	
N of Miss	331	257	286	234	1108	

Table 228: My family has clear rules about alcohol and drug use.

Response	6	8	10	12	Total	
NO!	3.3	3.1	3.1	3.2	3.2	
no	3.9	5.5	8.0	10.4	6.6	
yes	14.2	21.1	30.9	35.1	24.1	
YES!	78.6	70.3	58.0	51.3	66.1	
N of Valid	2104	2158	1748	1426	7436	
N of Miss	350	267	289	240	1146	

Table 229: If you skipped school would you be caught by your parents?

Response	6	8	10	12	Total	
NO!	3.2	3.4	5.1	7.4	4.5	
no	3.6	8.4	12.3	19.4	10.1	
yes	16.0	23.3	30.7	33.8	25.0	
YES!	77.2	64.8	52.0	39.5	60.4	
N of Valid	2098	2150	1741	1427	7416	
N of Miss	356	275	296	239	1166	

Table 230: My parents ask if I've gotten my homework done.

Response	6	8	10	12	Total	
NO!	2.2	4.1	6.0	11.2	5.3	
no	4.4	9.3	16.6	24.8	12.6	
yes	22.2	28.4	34.7	33.2	29.0	
YES!	71.2	58.3	42.7	30.8	53.0	
N of Valid	2121	2150	1746	1426	7443	
N of Miss	333	275	291	240	1139	

Table 231: Would your parents know if you did not come home on time?

Response	6	8	10	12	Total	
NO!	3.0	3.1	3.6	5.5	3.6	
no	4.5	7.0	9.2	12.8	7.9	
yes	19.0	25.3	34.3	36.9	27.9	
YES!	73.5	64.6	52.9	44.8	60.6	
N of Valid	2107	2151	1743	1427	7428	
N of Miss	347	274	294	239	1154	

Table 232: Do you know how to properly dispose of leftover prescription drugs?



Response	6	8	10	12	Total	
No	69.6	70.0	61.7	58.5	65.7	
Yes	30.4	30.0	38.3	41.5	34.3	
N of Valid	1957	2080	1700	1399	7136	
N of Miss	497	345	337	267	1446	

Table 233: Have any of your brothers or sisters ever: drunk beer, wine or hard liquor (for example, vodka, whiskey or gin)?




Response	6	8	10	12	Total	
No	80.6	65.5	50.3	39.1	61.2	
Yes	16.1	30.5	45.5	54.8	34.6	
I don't have any brothers or sisters	3.3	4.0	4.2	6.1	4.2	
N of Valid	2097	2146	1734	1415	7392	
N of Miss	357	279	303	251	1190	

Table 234: Have any of your brothers or sisters ever: smoked marijuana?




Response	6	8	10	12	Total	
No	93.6	82.8	68.3	59.6	78.0	
Yes	3.2	13.2	27.5	34.3	17.8	
I don't have any brothers or sisters	3.2	4.0	4.2	6.1	4.2	
N of Valid	2094	2137	1734	1418	7383	
N of Miss	360	288	303	248	1199	

Table 235: Have any of your brothers or sisters ever: smoked cigarettes?




Response	6	8	10	12	Total	
No	85.8	77.0	65.9	59.8	73.6	
Yes	10.9	18.9	29.9	34.1	22.1	
I don't have any brothers or sisters	3.3	4.0	4.3	6.1	4.3	
N of Valid	2097	2132	1728	1412	7369	
N of Miss	357	293	309	254	1213	

Table 236: Have any of your brothers or sisters ever: taken a handgun to school?




Response	6	8	10	12	Total	
No	96.4	95.1	94.9	92.3	94.9	
Yes	0.4	1.0	1.0	1.7	1.0	
I don't have any brothers or sisters	3.2	3.9	4.1	6.0	4.1	
N of Valid	2091	2138	1721	1409	7359	
N of Miss	363	287	316	257	1223	

Table 237: Have any of your brothers or sisters ever: been suspended or expelled from school?




Response	6	8	10	12	Total	
No	84.0	78.3	73.5	70.4	77.3	
Yes	12.8	17.7	22.3	23.6	18.5	
I don't have any brothers or sisters	3.2	4.0	4.2	6.0	4.2	
N of Valid	2088	2133	1728	1408	7357	
N of Miss	366	292	309	258	1225	

Table 238: Have any of your brothers or sisters ever: used e-cigarettes, e-cigars or e-hookahs?




Response	6	8	10	12	Total	
No	92.0	82.6	71.6	67.3	79.8	
Yes	4.9	13.4	24.2	26.7	16.1	
I don't have any brothers or sisters	3.2	4.0	4.2	6.0	4.2	
N of Valid	2091	2135	1726	1410	7362	
N of Miss	363	290	311	256	1220	

Table 239: Have any of your brothers or sisters ever: used prescription drugs not prescribed to him/her?




Response	6	8	10	12	Total	
No	94.4	90.4	83.8	80.4	88.1	
Yes	2.5	5.5	12.1	13.6	7.8	
I don't have any brothers or sisters	3.1	4.0	4.1	6.0	4.2	
N of Valid	2082	2132	1718	1408	7340	
N of Miss	372	293	319	258	1242	

Table 240: Have you changed homes in the past year (the last 12 months)?



Response	6	8	10	12	Total	
No	74.0	75.3	78.2	80.9	76.7	
Yes	26.0	24.7	21.8	19.1	23.3	
N of Valid	2093	2155	1735	1423	7406	
N of Miss	361	270	302	243	1176	

Table 241: How many times have you changed homes since kindergarten?






Response	6	8	10	12	Total	
Never	37.3	33.0	29.2	27.4	32.2	
1 or 2 times	33.1	31.6	31.8	31.3	32.0	
3 or 4 times	17.3	19.1	19.3	21.3	19.1	
5 or 6 times	6.3	7.9	11.0	10.7	8.7	
7 or more times	6.0	8.4	8.7	9.4	8.0	
N of Valid	2053	2131	1733	1421	7338	
N of Miss	401	294	304	245	1244	

Table 242: Have you changed schools (including changing from elementary to middle and middle to high school) in the past year?



Response	6	8	10	12	Total	
No	54.9	44.6	47.3	81.2	55.2	
Yes	45.1	55.4	52.7	18.8	44.8	
N of Valid	2036	2121	1721	1418	7296	
N of Miss	418	304	316	248	1286	

Table 243: How many times have you changed schools since kindergarten (including changing from elementary to middle and middle to high school)?






Response	6	8	10	12	Total	
Never	27.5	19.9	21.6	22.6	23.0	
1 or 2 times	44.2	30.8	20.2	16.3	29.3	
3 or 4 times	18.0	31.5	30.6	34.8	28.1	
5 or 6 times	6.7	10.2	18.2	17.3	12.5	
7 or more times	3.5	7.6	9.3	9.1	7.1	
N of Valid	2062	2119	1720	1409	7310	
N of Miss	392	306	317	257	1272	

Table 244: Has anyone in your family ever had severe alcohol or drug problems?



Response	6	8	10	12	Total	
No	78.5	68.0	57.5	55.2	66.0	
Yes	21.5	32.0	42.5	44.8	34.0	
N of Valid	2050	2124	1711	1403	7288	
N of Miss	404	301	326	263	1294	

Table 245: About how many adults (over 21) have you known personally who in the past year have: used marijuana, crack, cocaine, or other drugs?






Response	6	8	10	12	Total	
0	82.0	72.0	57.4	50.9	67.4	
1	9.8	12.7	16.5	15.0	13.2	
2	4.1	6.3	10.3	12.2	7.7	
3-4	1.7	4.2	6.9	9.0	5.1	
5	2.4	4.7	9.0	12.9	6.6	
N of Valid	2067	2127	1707	1402	7303	
N of Miss	387	298	330	264	1279	



Table 246: About how many adults (over 21) have you known personally who in the past year have: sold or dealt drugs?






Response	6	8	10	12	Total	
0	90.5	83.0	71.6	69.4	79.9	
1	5.8	8.4	12.4	10.9	9.1	
2	1.8	3.6	6.8	7.8	4.6	
3-4	0.9	2.5	4.2	5.4	3.0	
5	0.9	2.5	5.0	6.5	3.4	
N of Valid	2060	2123	1707	1403	7293	
N of Miss	394	302	330	263	1289	

Table 247: About how many adults (over 21) have you known personally who in the past year have: done other things that could get them in trouble with the police, like stealing, selling stolen goods, mugging or assaulting others, etc.?






Response	6	8	10	12	Total	
0	84.8	78.2	69.9	68.9	76.3	
1	9.3	11.1	12.4	11.5	11.0	
2	3.0	4.5	6.9	7.9	5.3	
3-4	1.3	2.7	4.5	4.4	3.0	
5	1.7	3.4	6.3	7.3	4.4	
N of Valid	2060	2119	1705	1401	7285	
N of Miss	394	306	332	265	1297	

Table 248: About how many adults (over 21) have you known personally who in the past year have: gotten drunk or high?






Response	6	8	10	12	Total	
0	68.0	52.0	35.8	31.8	48.8	
1	16.1	18.6	19.8	13.1	17.1	
2	6.7	9.2	11.8	13.9	10.0	
3-4	3.7	7.0	9.8	11.0	7.5	
5	5.5	13.2	22.7	30.2	16.5	
N of Valid	2060	2119	1708	1404	7291	
N of Miss	394	306	329	262	1291	

Table 249: Have you seen or heard information about underage drinking in the past 12 months from the following sources? Radio



Response	6	8	10	12	Total	
No	62.9	58.9	57.8	58.8	59.7	
Yes	37.1	41.1	42.2	41.2	40.3	
N of Valid	2077	2138	1707	1421	7343	
N of Miss	377	287	330	245	1239	

Table 250: Have you seen or heard information about underage drinking in the past 12 months from the following sources? TV.



Response	6	8	10	12	Total	
No	36.8	32.5	34.0	35.7	34.7	
Yes	63.2	67.5	66.0	64.3	65.3	
N of Valid	2067	2136	1707	1422	7332	
N of Miss	387	289	330	244	1250	

Table 251: Have you seen or heard information about underage drinking in the past 12 months from the following sources? Print. This includes information on underage drinking you may have seen in the newspaper, on a billboard, in pamphlets, on stickers, etc.



Response	6	8	10	12	Total	
No	56.4	49.6	47.0	47.5	50.5	
Yes	43.6	50.4	53.0	52.5	49.5	
N of Valid	2062	2131	1705	1414	7312	
N of Miss	392	294	332	252	1270	

Table 252: Have you seen or heard information about underage drinking in the past 12 months from the following sources? Website or social media? (Facebook, Myspace, website, etc.)



Response	6	8	10	12	Total	
No	56.0	43.6	39.3	40.2	45.4	
Yes	44.0	56.4	60.7	59.8	54.6	
N of Valid	2061	2135	1712	1416	7324	
N of Miss	393	290	325	250	1258	

Table 253: The next questions ask about your opinions of the information you saw or heard. If you have seen or heard more than one ad, please think about your favorite ad when answering these questions. The information about underage drinking that I saw or heard was convincing.


Response	6	8	10	12	Total	
NO!	26.5	17.0	13.2	13.9	18.1	
no	7.1	11.9	20.3	21.5	14.4	
yes	17.6	27.1	31.9	34.3	27.0	
YES!	22.9	22.5	17.3	15.3	20.0	
I have not seen or heard any ads about underage drinking in the past 12 months.	25.9	21.6	17.3	15.1	20.5	
N of Valid	2003	2106	1701	1407	7217	
N of Miss	451	319	336	259	1365	

Table 254: The next questions ask about your opinions of the information you saw or heard. If you have seen or heard more than one ad, please think about your favorite ad when answering these questions. The information about underage drinking that I saw or heard grabbed my attention.


Response	6	8	10	12	Total	
NO!	23.8	16.0	13.0	12.7	16.8	
no	10.2	16.2	22.9	24.0	17.6	
yes	18.3	26.4	30.1	33.9	26.5	
YES!	22.8	20.1	17.1	14.5	19.1	
I have not seen or heard any ads about underage drinking in the past 12 months.	24.9	21.3	16.8	14.9	20.0	
N of Valid	2002	2099	1698	1403	7202	
N of Miss	452	326	339	263	1380	

Table 255: The next questions ask about your opinions of the information you saw or heard. If you have seen or heard more than one ad, please think about your favorite ad when answering these questions. The information about underage drinking that I saw or heard said something important to me.

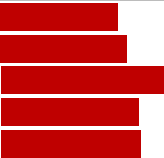
Response	6	8	10	12	Total	
NO!	22.3	15.9	13.7	13.9	16.8	
no	8.0	17.1	25.4	26.0	18.3	
yes	17.5	24.4	26.7	30.8	24.3	
YES!	25.7	21.1	17.4	14.0	20.1	
I have not seen or heard any ads about underage drinking in the past 12 months.	26.3	21.4	16.8	15.4	20.5	
N of Valid	2001	2095	1694	1400	7190	
N of Miss	453	330	343	266	1392	

Table 256: The next questions ask about your opinions of the information you saw or heard. If you have seen or heard more than one ad, please think about your favorite ad when answering these questions. Seeing or hearing this information about underage drinking made me want to stop or decrease my drinking.










Response	6	8	10	12	Total	
NO!	22.2	18.6	16.0	18.0	18.8	
no	4.9	10.3	20.6	26.1	14.6	
yes	7.0	13.8	20.1	21.5	15.1	
YES!	21.7	23.4	20.2	15.6	20.6	
I have not seen or heard any ads about underage drinking in the past 12 months.	44.2	33.9	23.1	18.9	30.9	
N of Valid	1790	1971	1669	1381	6811	
N of Miss	664	454	368	285	1771	

Table 257: How honest were you in filling out this survey?

Response	6	8	10	12	Total	
I was very honest	87.5	83.3	80.3	81.3	83.4	
I was honest pretty much of the time	10.7	14.0	15.4	14.7	13.5	
I was honest some of the time	1.2	1.7	3.0	3.1	2.2	
I was honest once in a while	0.5	0.9	1.3	0.9	0.9	
I was not honest at all	0.0	0.0	0.0	0.0	0.0	
N of Valid	2089	2150	1719	1427	7385	
N of Miss	365	275	318	239	1197	