

2012 APNA

Arkansas Prevention Needs Assessment Student Survey



Region 6 Tables

Arkansas Department of Human Services
Division of Behavioral Health Services
Prevention Services

Conducted by International Survey Associates dba Pride Surveys

Contents

1	INTRODUCTION	10
2	PERCENTAGE TABLES	15

List of Tables

1	Sex	16
2	Age	16
3	Are you Hispanic or Latino?	16
4	What is your race? Black or African American	17
5	What is your race? Asian	17
6	What is your race? American Indian	17
7	What is your race? Alaska Native	17
8	What is your race? White	18
9	What is your race? Native Hawaiian or Other Pacific Islander	18
10	What is your race? Other	18
11	What is the highest level of schooling completed by your mother or father?	19
12	Think of where you live most of the time. Which of the following people live there with you? Mother	19
13	Think of where you live most of the time. Which of the following people live there with you? Stepmother	19
14	Think of where you live most of the time. Which of the following people live there with you? Foster Mother	20
15	Think of where you live most of the time. Which of the following people live there with you? Grandmother	20
16	Think of where you live most of the time. Which of the following people live there with you? Aunt	20
17	Think of where you live most of the time. Which of the following people live there with you? Father	20
18	Think of where you live most of the time. Which of the following people live there with you? Stepfather	21
19	Think of where you live most of the time. Which of the following people live there with you? Foster Father	21
20	Think of where you live most of the time. Which of the following people live there with you? Grandfather	21
21	Think of where you live most of the time. Which of the following people live there with you? Uncle	21
22	Think of where you live most of the time. Which of the following people live there with you? Other Adults	22
23	Think of where you live most of the time. Which of the following people live there with you? Brother(s)	22
24	Think of where you live most of the time. Which of the following people live there with you? Stepbrother(s)	22
25	Think of where you live most of the time. Which of the following people live there with you? Sister(s)	22
26	Think of where you live most of the time. Which of the following people live there with you? Stepsister(s)	23

27	Think of where you live most of the time. Which of the following people live there with you? Other Children	23
28	In my school, students have lots of chances to help decide things like class activities and rules.	23
29	Teachers ask me to work on special classroom projects.	23
30	My teacher(s) notices when I am doing a good job and lets me know about it.	24
31	There are lots of chances for students in my school to get involved in sports, clubs, and other school activities outside of class.	24
32	There are lots of chances for students in my school to talk with a teacher one-on-one.	24
33	I feel safe at my school.	25
34	The school lets my parents know when I have done something well.	25
35	My teachers praise me when I work hard in school.	25
36	Are your school grades better than the grades of most students in your class?	26
37	I have lots of chances to be part of class discussions or activities.	26
38	Now thinking back over the past year in school, how often did you: enjoy being in school?	26
39	Now thinking back over the past year in school, how often did you: hate being in school?	27
40	Now thinking back over the past year in school, how often did you: try to do your best work in school?	27
41	How often do you feel that the school work you are assigned is meaningful and important?	27
42	Putting them all together, what were your grades like last year?	28
43	How important do you think the things you are learning in school are going to be for your later life?	28
44	How interesting are most of your courses to you?	28
45	During the LAST FOUR WEEKS how many whole days of school have you missed because you skipped or 'cut'?	29
46	What are the chances you would be seen as cool if you: smoked cigarettes?	29
47	What are the chances you would be seen as cool if you: worked hard at school?	29
48	What are the chances you would be seen as cool if you: began drinking alcoholic beverages regularly, that is, at least once or twice a month?	30
49	What are the chances you would be seen as cool if you: defended someone who was being verbally abused at school?	30
50	What are the chances you would be seen as cool if you: smoked marijuana?	30
51	What are the chances you would be seen as cool if you: carried a handgun?	31

52	Think of your four best friends (the friends you feel closest to). In the past year (12 months), how many of your best friends have: participated in clubs, organizations or activities at school?	31
53	Think of your four best friends (the friends you feel closest to). In the past year (12 months), how many of your best friends have: smoked cigarettes?	31
54	Think of your four best friends (the friends you feel closest to). In the past year (12 months), how many of your best friends have: tried beer, wine or hard liquor (for example, vodka, whiskey, or gin) when their parents didn't know about it?	32
55	Think of your four best friends (the friends you feel closest to). In the past year (12 months), how many of your best friends have: made a commitment to stay drug-free?	32
56	Think of your four best friends (the friends you feel closest to). In the past year (12 months), how many of your best friends have: used marijuana?	32
57	Think of your four best friends (the friends you feel closest to). In the past year (12 months), how many of your best friends have: used prescription drugs or non-prescription drugs for the purposes of getting high?	33
58	Think of your four best friends (the friends you feel closest to). In the past year (12 months), how many of your best friends have: used synthetic marijuana (K2, spice) or bath salts?	33
59	Think of your four best friends (the friends you feel closest to). In the past year (12 months), how many of your best friends have: used LSD, cocaine, amphetamines, or other illegal drugs?	33
60	Think of your four best friends (the friends you feel closest to). In the past year (12 months), how many of your best friends have: tried to do well in school?	34
61	Think of your four best friends (the friends you feel closest to). In the past year (12 months), how many of your best friends have: been suspended from school?	34
62	Think of your four best friends (the friends you feel closest to). In the past year (12 months), how many of your best friends have: liked school?	34
63	Think of your four best friends (the friends you feel closest to). In the past year (12 months), how many of your best friends have: carried a handgun?	35
64	Think of your four best friends (the friends you feel closest to). In the past year (12 months), how many of your best friends have: sold illegal drugs?	35
65	Think of your four best friends (the friends you feel closest to). In the past year (12 months), how many of your best friends have: regularly attended religious services?	35

66	Think of your four best friends (the friends you feel closest to). In the past year (12 months), how many of your best friends have: stolen or tried to steal a motor vehicle such as a car or motorcycle?	36
67	Think of your four best friends (the friends you feel closest to). In the past year (12 months), how many of your best friends have: been arrested?	36
68	Think of your four best friends (the friends you feel closest to). In the past year (12 months), how many of your best friends have: dropped out of school?	36
69	Think of your four best friends (the friends you feel closest to). In the past year (12 months), how many of your best friends have: been members of a gang?	37
70	How old were you when you first: smoked marijuana?	37
71	How old were you when you first: smoked a cigarette, even just a puff?	38
72	How old were you when you first: had more than a sip or two of beer, wine or hard liquor (for example, vodka, whiskey, or gin)?	38
73	How old were you when you first: began drinking alcoholic beverages regularly, that is, at least once or twice a month?	39
74	How old were you when you first: used Daztrex?	39
75	How old were you when you first: got suspended from school?	40
76	How old were you when you first: got arrested?	40
77	How old were you when you first: carried a handgun?	41
78	How old were you when you first: attacked someone with the idea of seriously hurting them?	41
79	How old were you when you first: belonged to a gang?	42
80	How wrong do you think it is for someone your age to: take a handgun to school?	42
81	How wrong do you think it is for someone your age to: steal anything worth more than \$5?	42
82	How wrong do you think it is for someone your age to: pick a fight with someone?	43
83	How wrong do you think it is for someone your age to: attack someone with the idea of seriously hurting them?	43
84	How wrong do you think it is for someone your age to: stay away from school all day when their parents think they are at school?	43
85	How wrong do you think it is for someone your age to: drink beer, wine or hard liquor (for example, vodka, whiskey, or gin) regularly?	44
86	How wrong do you think it is for someone your age to: smoke cigarettes?	44
87	How wrong do you think it is for someone your age to: smoke marijuana?	44
88	How wrong do you think it is for someone your age to: use prescription drugs or non-prescription drugs for the purpose of getting high?	45

89	How wrong do you think it is for someone your age to: use synthetic marijuana (K2, spice) or bath salts?	45
90	How wrong do you think it is for someone your age to: use LSD, cocaine, amphetamines or another illegal drug?	45
91	At school during the past 12 months, did you receive help from the resource teacher, speech therapist or other special education teacher?	46
92	How many times in the past year (12 months) have you: been suspended from school?	46
93	How many times in the past year (12 months) have you: carried a handgun?	46
94	How many times in the past year (12 months) have you: sold illegal drugs?	47
95	How many times in the past year (12 months) have you: stolen or tried to steal a motor vehicle such as a car or motorcycle?	47
96	How many times in the past year (12 months) have you: participated in clubs, organizations or activities at school?	48
97	How many times in the past year (12 months) have you: been arrested?	48
98	How many times in the past year (12 months) have you: attacked someone with the idea of seriously hurting them?	49
99	How many times in the past year (12 months) have you: been drunk or high at school?	49
100	How many times in the past year (12 months) have you: taken a handgun to school?	50
101	Are you currently on probation, or assigned a probation officer with Juvenile Court?	50
102	Have you ever belonged to a gang?	50
103	If you have ever belonged to a gang, did that gang have a name?	51
104	You are at a party at someone's house, and one of your friends offers you a drink containing alcohol. What would you say or do?	51
105	How often do you attend religious services or activities?	51
106	I think sometimes it's okay to cheat at school.	52
107	It is important to think before you act.	52
108	Sometimes I think that life is not worth it.	52
109	At times I think I am no good at all.	53
110	All in all, I am inclined to think that I am a failure.	53
111	In the past year, have you felt depressed or sad MOST days, even if you felt okay sometimes?	53
112	It is all right to beat up people if they start the fight.	54
113	I think it is okay to take something without asking if you can get away with it.	54
114	Where do you get the most information about living a drug and alcohol free life? Parents/guardians	54
115	Where do you get the most information about living a drug and alcohol free life? Friends	55

116	Where do you get the most information about living a drug and alcohol free life? Family members	55
117	Where do you get the most information about living a drug and alcohol free life? School	55
118	Where do you get the most information about living a drug and alcohol free life? Internet	56
119	Where do you get the most information about living a drug and alcohol free life? TV	56
120	Where do you get the most information about living a drug and alcohol free life? Social media	56
121	How much do you think people risk harming themselves (physically or in other ways) if they: smoked one or more packs of cigarettes per day?	57
122	How much do you think people risk harming themselves (physically or in other ways) if they: try marijuana once or twice?	57
123	How much do you think people risk harming themselves (physically or in other ways) if they: smoke marijuana once or twice a week?	57
124	How much do you think people risk harming themselves (physically or in other ways) if they: take one or two drinks of an alcoholic beverage (beer, wine, liquor) nearly every day?	58
125	How much do you think people risk harming themselves (physically or in other ways) if they: have five or more drinks of an alcoholic beverage once or twice each weekend?	58
126	How much do you think people risk harming themselves (physically or in other ways) if they: use prescription drugs that are not prescribed to them?	58
127	How much do you think people risk harming themselves (physically or in other ways) if they: use non-prescription drugs to get high?	59
128	Have you ever used smokeless tobacco (chew, snuff, plug, dipping tobacco, or chewing tobacco)?	59
129	How often have you taken smokeless tobacco during the past 30 days?	59
130	Have you ever smoked cigarettes?	60
131	How frequently have you smoked cigarettes during the past 30 days?	60
132	Which statement best describes rules about smoking inside your home?	60
133	Which statement best describes rules about smoking in your family cars?	61
134	During this school year, were you taught in any of your classes about the dangers of tobacco use?	61
135	During the past 12 months, have you participated in any community activities to discourage people your age from using cigarettes, chewing tobacco, snuff, dip or cigars?	61
136	Think back over the last two weeks. How many times have you had five or more alcoholic drinks in a row?	62

137	During the past 30 days, how many times did you ride in a car or other vehicle driven by someone who had been drinking alcohol or using drugs to get high?	62
138	During the past 30 days, how many times did you drive a car or other vehicle when you had been drinking alcohol or using drugs to get high?	62
139	If you drank alcohol (not just a sip or taste) in the past year, how did you usually get it?	63
140	If you drank alcohol (not just a sip or taste) in the past year, where did you usually drink it?	63
141	How do you feel about someone your age having one or two drinks of an alcoholic beverage nearly every day?	64
142	On how many occasions have you had alcoholic beverages (beer, wine or hard liquor) to drink in your lifetime - more than just a few sips?	64
143	On how many occasions have you drunk one of more drinks of an alcoholic beverage during the past 30 days?	64
144	On how many occasions have you used marijuana (grass, pot) or hashish (hash, hash oil) in your lifetime?	65
145	On how many occasions have you used marijuana (grass, pot) or hashish (hash, hash oil) during the past 30 days?	65
146	On how many occasions have you used LSD or other psychedelics in your lifetime?	65
147	On how many occasions have you used LSD or other psychedelics during the past 30 days?	66
148	On how many occasions have you used cocaine or crack in your lifetime?	66
149	On how many occasions have you used cocaine or crack during the past 30 days?	66
150	On how many occasions have you sniffed glue, breathed the contents of an aerosol spray can, or inhaled other gases or sprays, in order to get high in your lifetime?	67
151	On how many occasions have you sniffed glue, breathed the contents of an aerosol spray can, or inhaled other gases or sprays, in order to get high during the past 30 days?	67
152	On how many occasions have you used Daztrex in your lifetime?	68
153	On how many occasions have you used Daztrex during the past 30 days?	68
154	On how many occasions have you used synthetic marijuana in your lifetime?	68
155	On how many occasions have you used synthetic marijuana during the past 30 days?	69
156	On how many occasions have you used methamphetamines (meth, speed, crank, crystal meth) in your lifetime?	69

157	On how many occasions have you used methamphetamines (meth, speed, crank, crystal meth) in the past 30 days?	69
158	On how many occasions have you used other chemical products (bath salts, plant food, etc.) in your lifetime?	70
159	On how many occasions have you used other chemical products (bath salts, plant food, etc.) during the past 30 days?	70
160	On how many occasions have you used heroin or other opiates in your lifetime?	70
161	On how many occasions have you used heroin or other opiates during the past 30 days?	71
162	On how many occasions have you used MDMA ('X', 'E', or ecstasy) in your lifetime?	71
163	On how many occasions have you used MDMA ('X', 'E', or ecstasy) during the past 30 days?	71
164	On how many occasions have you taken prescription drugs (such as Valium, Xanax, Ritalin, Adderall, OxyContin, Darvocet, or sleeping pills) not prescribed to you in your lifetime?	72
165	On how many occasions have you taken prescription drugs (such as Valium, Xanax, Ritalin, Adderall, OxyContin, Darvocet, or sleeping pills) not prescribed to you during the past 30 days?	72
166	On how many occasions have you taken non-prescription medicines such as diet pills (for example, Dietac, Dexatrim or Prolamine), stay-awake pills (for example No-Doz, Vivarin, or Wake), or cough or cold medicines (robos, DXM, etc.) to get high in your lifetime?	73
167	On how many occasions have you taken non-prescription medicines such as diet pills (for example, Dietac, Dexatrim or Prolamine), stay-awake pills (for example No-Doz, Vivarin, or Wake), or cough or cold medicines (robos, DXM, etc.) to get high during the past 30 days?	73
168	On how many occasions have you been drunk or very high from drinking alcoholic beverages during the past 30 days?	74
169	On how many occasions have you drunk flavored alcoholic beverages, sometimes called 'alcopops' (like Mike's Hard Lemonade, Smirnoff Ice, Bacardi Breezers, etc.) in your lifetime?	74
170	On how many occasions have you drunk flavored alcoholic beverages, sometimes called 'alcopops' (like Mike's Hard Lemonade, Smirnoff Ice, Bacardi Breezers, etc.) during the past 30 days?	75
171	If you used prescription drugs or over the counter drugs without a doctor telling you to use it or for the purpose of getting high, where did you get these drugs?	75
172	During the last month, about how many marijuana cigarettes, or the equivalent, did you smoke a day, on the average?	76
173	How wrong do your friends feel it would be for YOU to: drink alcohol?	76
174	How wrong do your friends feel it would be for YOU to: smoke tobacco?	76

175	How wrong do your friends feel it would be for YOU to: smoke marijuana?	77
176	How wrong do your friends feel it would be for YOU to: use prescription drugs not prescribed to you	77
177	How wrong would most adults (over 21) in your neighborhood think it is for kids your age: to use marijuana?	77
178	How wrong would most adults (over 21) in your neighborhood think it is for kids your age: to drink alcohol?	78
179	How wrong would most adults (over 21) in your neighborhood think it is for kids your age: to smoke cigarettes?	78
180	How much do each of the following statements describe your neighborhood? crime and/or drug selling	78
181	How much do each of the following statements describe your neighborhood? fights	79
182	How much do each of the following statements describe your neighborhood? lots of empty or abandoned buildings	79
183	How much do each of the following statements describe your neighborhood? lots of graffiti	79
184	I feel safe in my neighborhood.	80
185	If a kid smoked marijuana in your neighborhood would he or she be caught by the police?	80
186	If a kid drank some beer, wine or hard liquor (for example, vodka, whiskey, or gin) in your neighborhood would he or she be caught by the police?	80
187	If a kid carried a handgun in your neighborhood would he or she be caught by the police?	81
188	If you wanted to get some cigarettes, how easy would it be for you to get some?	81
189	If you wanted to get some beer, wine or hard liquor (for example, vodka, whiskey, or gin), how easy would it be for you to get some?	81
190	If you wanted to get a drug like cocaine, LSD, or amphetamines, how easy would it be for you to get some?	82
191	If you wanted to get a handgun, how easy would it be for you to get one?	82
192	If you wanted to get some marijuana, how easy would it be for you to get some?	82
193	If you wanted to get prescription drugs for the purpose of getting high, how easy would it be for you to get some?	83
194	If you wanted to get synthetic marijuana such as K2 or chemical products such as bath salts to get high, how easy would it be for you to get some?	83
195	If you wanted to get steroids to enhance athletic performance, how easy would it be for you to get some?	83

196	During the past 12 months, have you participated in any alcohol prevention programs or seen any alcohol prevention messages in your school or community? Yes, a school-based program focused on preventing underage drinking and/or drinking and driving. . . .	84
197	During the past 12 months, have you participated in any alcohol prevention programs or seen any alcohol prevention messages in your school or community? Yes, a community-based program focused on preventing underage drinking and/or drinking and driving (for example, through your church or temple or through youth groups like Boys and Girls Club or 4-H). . . .	84
198	During the past 12 months, have you participated in any alcohol prevention programs or seen any alcohol prevention messages in your school or community? Yes, a media campaign addressing underage drinking and/or drinking and driving (for example, newspaper ads, posters, pamphlets, radio, TV). . . .	84
199	During the past 12 months, have you participated in any alcohol prevention programs or seen any alcohol prevention messages in your school or community? No	84
200	How wrong do your parents feel it would be for YOU to: drink beer, wine or hard liquor (for example, vodka, whiskey or gin) regularly? .	85
201	How wrong do your parents feel it would be for YOU to: smoke tobacco?	85
202	How wrong do your parents feel it would be for YOU to: smoke marijuana?	85
203	How wrong do your parents feel it would be for YOU to: use prescription drugs not prescribed to you?	86
204	How wrong do your parents feel it would be for YOU to: steal something worth more than \$5?	86
205	How wrong do your parents feel it would be for YOU to: draw graffiti, write things, or draw pictures on buildings or other property (without the owner's permission)?	86
206	How wrong do your parents feel it would be for YOU to: pick a fight with someone?	87
207	During the past 12 months, have you talked with at least one of your parents about the dangers of underage drinking and/or drinking and driving? By parents, we mean either your biological parents, adoptive parents, stepparents, or adult guardians - whether or not they live with you. . . .	87
208	The rules in my family are clear. . . .	87
209	People in my family often insult or yell at each other. . . .	88
210	When I am not at home, one of my parents knows where I am and who I am with. . . .	88
211	We argue about the same things in my family over and over. . . .	88

212	If you drank some beer or wine or liquor (for example, vodka, whiskey, or gin) without your parents' permission, would you be caught by your parents?	89
213	My family has clear rules about alcohol and drug use. . . .	89
214	If you carried a handgun without your parents' permission, would you be caught by your parents?	89
215	If you skipped school would you be caught by your parents?	90
216	My parents ask if I've gotten my homework done. . . .	90
217	People in my family have serious arguments. . . .	90
218	Would your parents know if you did not come home on time?	91
219	Have any of your brothers or sisters ever: drunk beer, wine or hard liquor (for example, vodka, whiskey or gin)?	91
220	Have any of your brothers or sisters ever: smoked marijuana?	91
221	Have any of your brothers or sisters ever: smoked cigarettes?	91
222	Have any of your brothers or sisters ever: taken a handgun to school? .	92
223	Have any of your brothers or sisters ever: been suspended or expelled from school?	92
224	Have you changed homes in the past year (the last 12 months)? . . .	92
225	How many times have you changed homes since kindergarten?	92
226	Have you changed schools (including changing from elementary to middle and middle to high school) in the past year?	93
227	How many times have you changed schools since kindergarten (including changing from elementary to middle and middle to high school)?	93
228	Has anyone in your family ever had severe alcohol or drug problems? .	93
229	About how many adults (over 21) have you known personally who in the past year have: used marijuana, crack, cocaine, or other drugs? .	94
230	About how many adults (over 21) have you known personally who in the past year have: sold or dealt drugs?	94
231	About how many adults (over 21) have you known personally who in the past year have: done other things that could get them in trouble with the police, like stealing, selling stolen goods, mugging or assaulting others, etc.?	94
232	About how many adults (over 21) have you known personally who in the past year have: gotten drunk or high?	95
233	Have you seen or heard information about underage drinking in the past 12 months from the following sources? Radio	95
234	Have you seen or heard information about underage drinking in the past 12 months from the following sources? TV. . . .	95
235	Have you seen or heard information about underage drinking in the past 12 months from the following sources? Print. This includes information on underage drinking you may have seen in the newspaper, on a billboard, in pamphlets, on stickers, etc. . . .	95

236	Have you seen or heard information about underage drinking in the past 12 months from the following sources? Website or social media? (Facebook, Myspace, website, etc.)	96
237	The next questions ask about your opinions of the information you saw or heard. If you have seen or heard more than one ad, please think about your favorite ad when answering these questions. The information about underage drinking that I saw or heard was convincing.	96
238	The next questions ask about your opinions of the information you saw or heard. If you have seen or heard more than one ad, please think about your favorite ad when answering these questions. The information about underage drinking that I saw or heard grabbed my attention.	96
239	The next questions ask about your opinions of the information you saw or heard. If you have seen or heard more than one ad, please think about your favorite ad when answering these questions. The information about underage drinking that I saw or heard said something important to me.	97
240	The next questions ask about your opinions of the information you saw or heard. If you have seen or heard more than one ad, please think about your favorite ad when answering these questions. Seeing or hearing this information about underage drinking made me want to stop or decrease my drinking.	97
241	How honest were you in filling out this survey?	97

List of Figures

1	Grade Chart	11
2	Gender Chart	12
3	Age Chart	13
4	Ethnic Origin Chart	14

1 INTRODUCTION

This report was generated from data collected on the *2012 Arkansas Prevention Needs Assessment Student Survey*. This report contains basic frequency tables of all data collected and graphs on the selected demographic variables of grade, gender, age and ethnic origin. The graph on ethnic origin is represented as a bar chart rather than as a pie chart. This is because students were allowed to mark more than one response for ethnic origin as opposed to being allowed to mark only one response. The bars represent the percent of students who marked each of the ethnic categories.

Questions regarding the information found in this report can be directed to:

Pride Surveys

160 Vanderbilt Court
Bowling Green, KY 42103
1-800-279-6361
www.pridesurveys.com

Grade Chart

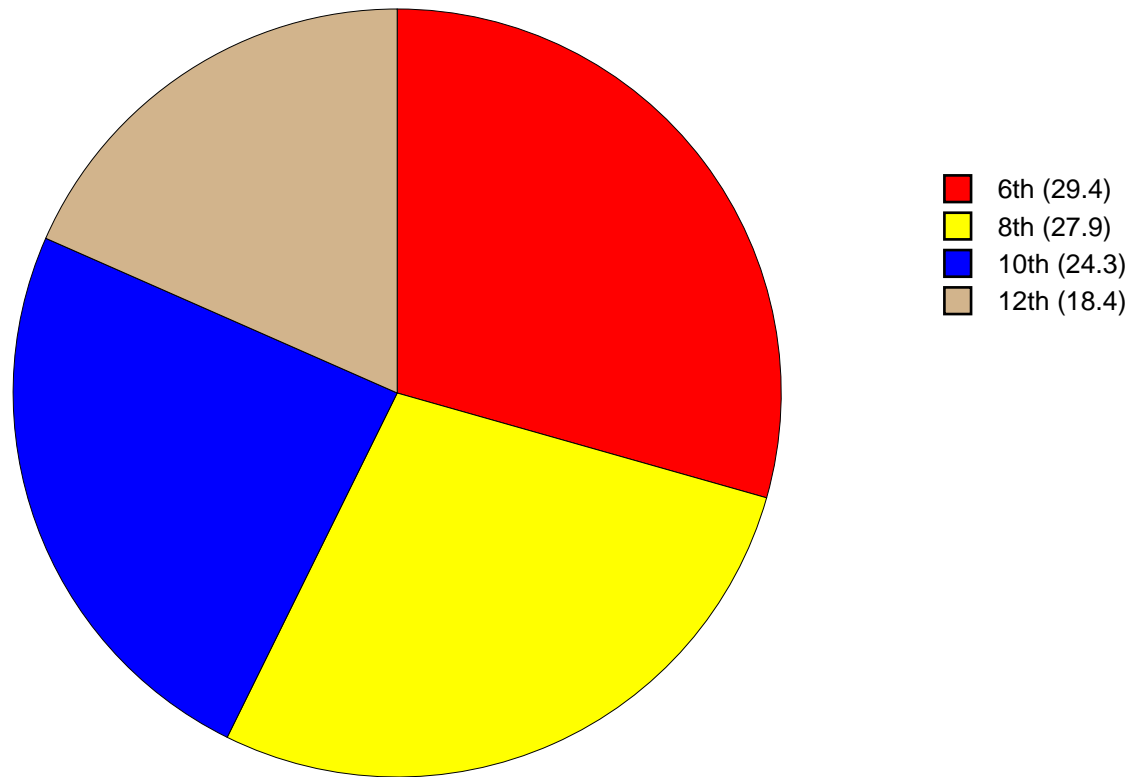


Figure 1: Grade Chart

Gender Chart

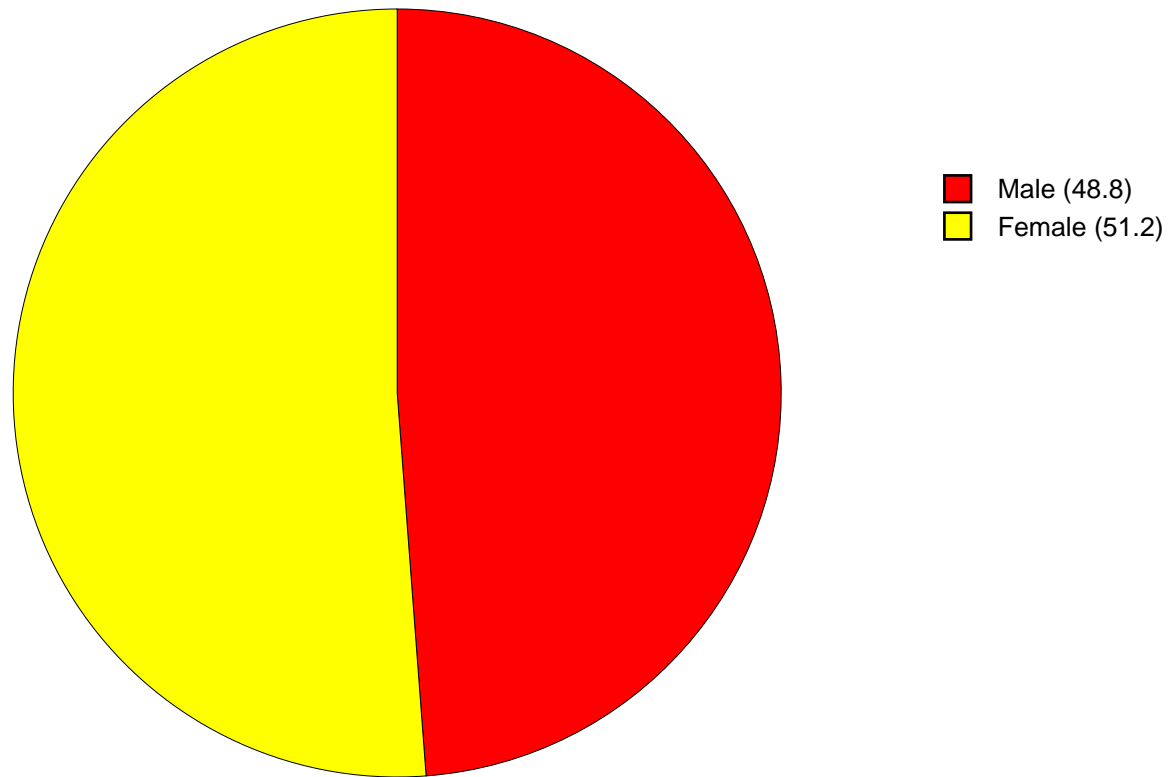


Figure 2: Gender Chart

Age Chart

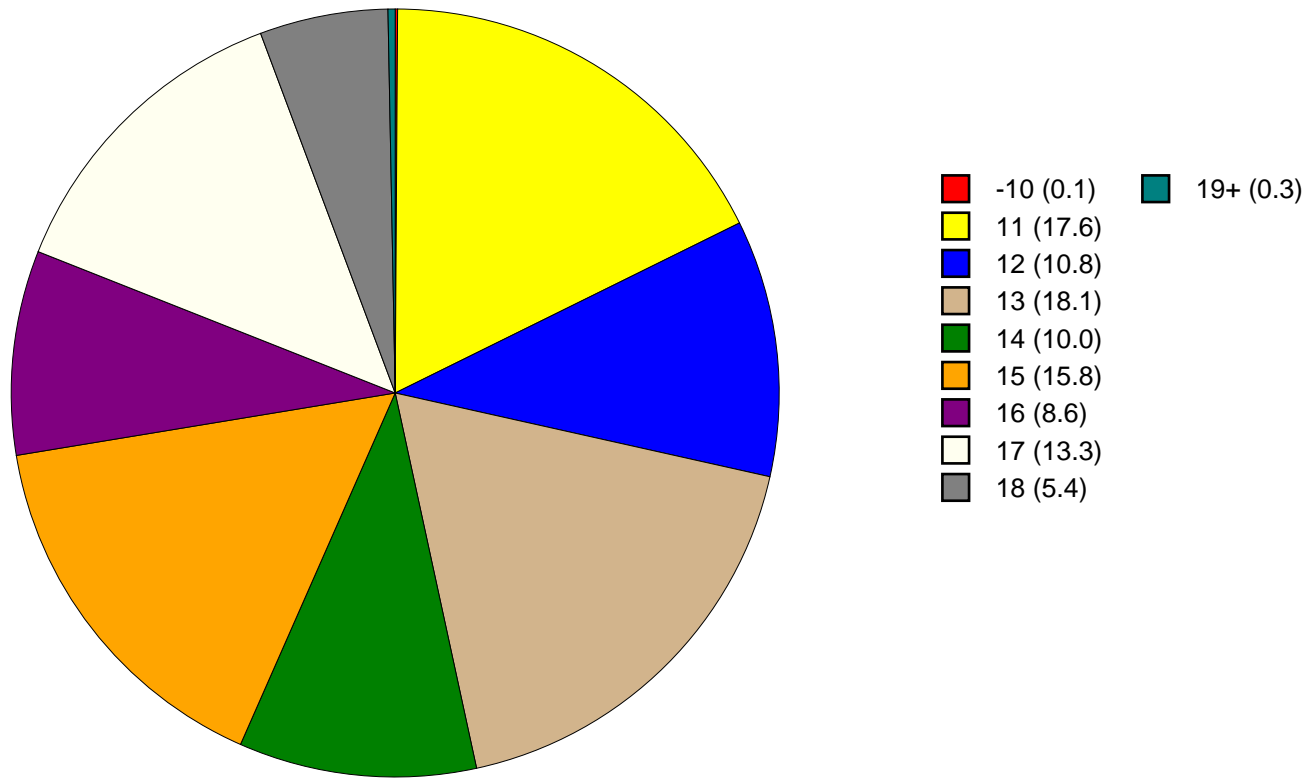


Figure 3: Age Chart

Ethnic Origin Chart

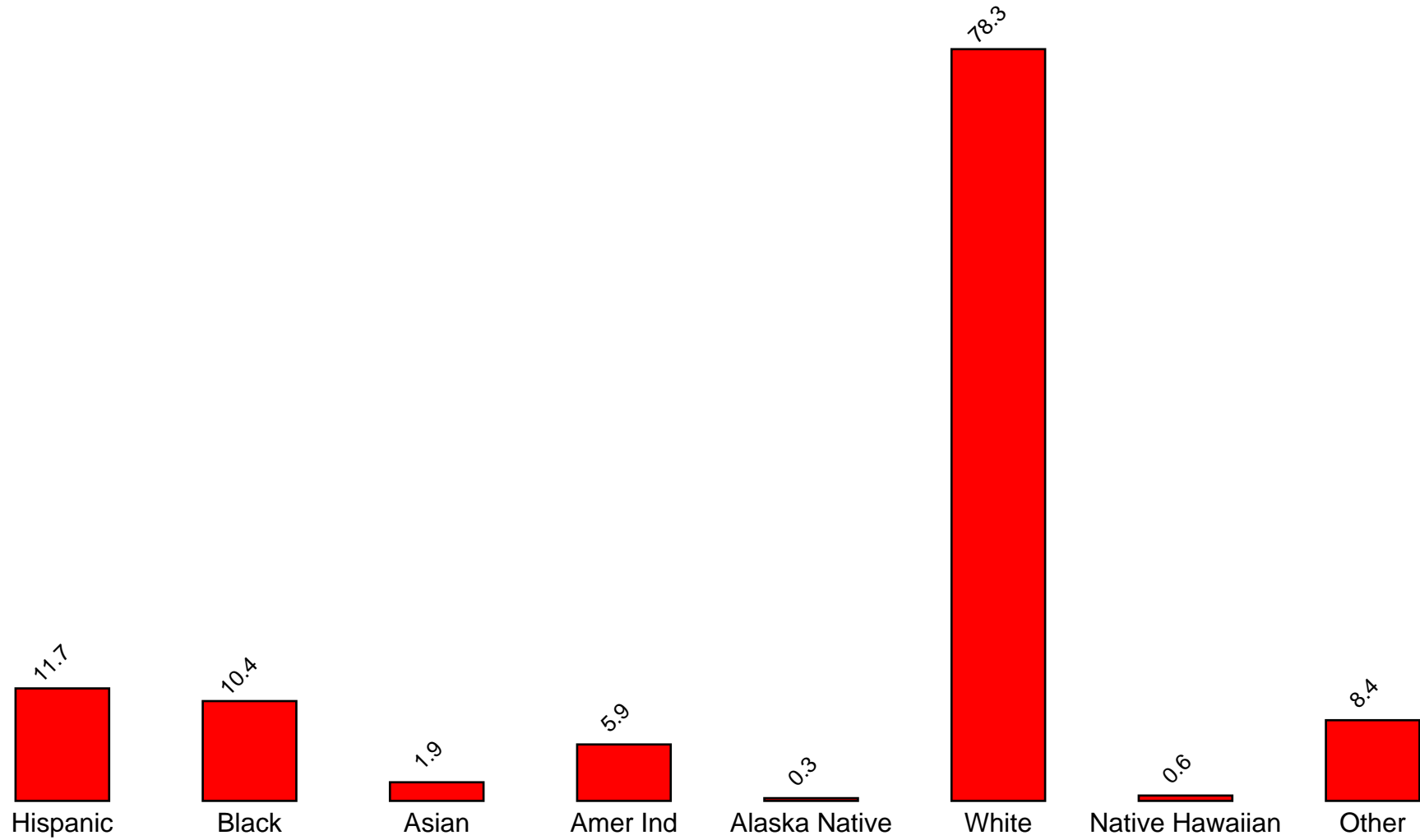


Figure 4: Ethnic Origin Chart

2 PERCENTAGE TABLES

The following tables contain frequency distribution detailing how your students responded to each question on the survey. The tables appear in the same order as the questions on the survey. The tables include breakdowns by grade level as well as overall percentages. The *N of Valid* row is a frequency count of the number of valid responses to each question for each grade and overall. The *N of Miss* row is a frequency count of the number of invalid(marked more than one response) or missing (i.e. did not respond) responses to each question for each grade and overall.

For the questions that allowed more than one response (i.e. race, live with, etc.) each response becomes a separate table. If a student did not mark the response, that was counted as a NO response, and if they did mark the response, that was counted as a YES response. Since a non response is a valid response for these questions, the *N of Miss* will always be zero for these questions.

Table 1: Sex

Response	6	8	10	12	Total	
Male	51.2	48.5	48.0	46.6	48.8	
Female	48.8	51.5	52.0	53.4	51.2	
N of Valid	2694	2555	2223	1683	9155	
N of Miss	7	14	10	7	38	

Table 2: Age

Response	6	8	10	12	Total	
10 or younger	0.2	0.0	0.0	0.0	0.1	
11	60.2	0.0	0.0	0.0	17.6	
12	36.5	0.2	0.0	0.0	10.8	
13	3.1	61.4	0.0	0.0	18.1	
14	0.1	35.6	0.2	0.0	10.0	
15	0.0	2.6	62.1	0.0	15.8	
16	0.0	0.1	34.9	0.7	8.6	
17	0.0	0.0	2.7	68.9	13.3	
18	0.0	0.0	0.1	28.9	5.4	
19 or older	0.0	0.0	0.0	1.5	0.3	
N of Valid	2688	2562	2229	1686	9165	
N of Miss	13	7	4	4	28	

Table 3: Are you Hispanic or Latino?

Response	6	8	10	12	Total	
No	87.2	88.1	88.5	90.0	88.3	
Yes	12.8	11.9	11.5	10.0	11.7	
N of Valid	2565	2512	2192	1673	8942	
N of Miss	136	57	41	17	251	

Table 4: What is your race? Black or African American



Response	6	8	10	12	Total	
No	89.2	89.8	89.1	90.7	89.6	
Yes	10.8	10.2	10.9	9.3	10.4	
N of Valid	2701	2569	2233	1690	9193	
N of Miss	0	0	0	0	0	

Table 5: What is your race? Asian



Response	6	8	10	12	Total	
No	98.2	97.8	98.4	97.8	98.1	
Yes	1.8	2.2	1.6	2.2	1.9	
N of Valid	2701	2569	2233	1690	9193	
N of Miss	0	0	0	0	0	

Table 6: What is your race? American Indian



Response	6	8	10	12	Total	
No	92.0	94.0	95.3	96.1	94.1	
Yes	8.0	6.0	4.7	3.9	5.9	
N of Valid	2701	2569	2233	1690	9193	
N of Miss	0	0	0	0	0	

Table 7: What is your race? Alaska Native



Response	6	8	10	12	Total	
No	99.7	99.8	99.7	99.6	99.7	
Yes	0.3	0.2	0.3	0.4	0.3	
N of Valid	2701	2569	2233	1690	9193	
N of Miss	0	0	0	0	0	

Table 8: What is your race? White



Response	6	8	10	12	Total	
No	25.1	20.3	21.4	19.0	21.7	
Yes	74.9	79.7	78.6	81.0	78.3	
N of Valid	2701	2569	2233	1690	9193	
N of Miss	0	0	0	0	0	

Table 9: What is your race? Native Hawaiian or Other Pacific Islander



Response	6	8	10	12	Total	
No	99.8	99.5	99.1	99.2	99.4	
Yes	0.2	0.5	0.9	0.8	0.6	
N of Valid	2701	2569	2233	1690	9193	
N of Miss	0	0	0	0	0	

Table 10: What is your race? Other



Response	6	8	10	12	Total	
No	89.2	91.4	92.6	94.5	91.6	
Yes	10.8	8.6	7.4	5.5	8.4	
N of Valid	2701	2569	2233	1690	9193	
N of Miss	0	0	0	0	0	

Table 11: What is the highest level of schooling completed by your mother or father?

Response	6	8	10	12	Total	
Completed grade school or less	2.3	2.5	1.5	2.6	2.2	
Some high school	4.0	6.1	10.1	12.5	7.7	
Completed high school	12.2	15.8	16.6	17.9	15.4	
Some college	11.3	14.2	17.3	19.3	15.1	
Completed college	24.1	25.7	28.8	26.9	26.2	
Graduate or professional school after college	10.2	11.7	12.8	13.7	11.9	
Don't know	34.7	22.7	11.6	5.3	20.2	
Does not apply	1.2	1.3	1.3	1.8	1.4	
N of Valid	2583	2522	2189	1667	8961	
N of Miss	118	47	44	23	232	

Table 12: Think of where you live most of the time. Which of the following people live there with you? Mother

Response	6	8	10	12	Total	
No	12.2	12.4	14.8	17.0	13.8	
Yes	87.8	87.6	85.2	83.0	86.2	
N of Valid	2701	2569	2233	1690	9193	
N of Miss	0	0	0	0	0	

Table 13: Think of where you live most of the time. Which of the following people live there with you? Stepmother

Response	6	8	10	12	Total	
No	94.3	94.4	92.7	94.4	94.0	
Yes	5.7	5.6	7.3	5.6	6.0	
N of Valid	2701	2569	2233	1690	9193	
N of Miss	0	0	0	0	0	

Table 14: Think of where you live most of the time. Which of the following people live there with you? Foster Mother



Response	6	8	10	12	Total	
No	99.7	99.5	99.4	99.4	99.5	
Yes	0.3	0.5	0.6	0.6	0.5	
N of Valid	2701	2569	2233	1690	9193	
N of Miss	0	0	0	0	0	

Table 15: Think of where you live most of the time. Which of the following people live there with you? Grandmother



Response	6	8	10	12	Total	
No	89.5	89.8	92.6	92.3	90.9	
Yes	10.5	10.2	7.4	7.7	9.1	
N of Valid	2701	2569	2233	1690	9193	
N of Miss	0	0	0	0	0	

Table 16: Think of where you live most of the time. Which of the following people live there with you? Aunt



Response	6	8	10	12	Total	
No	96.3	96.9	97.2	97.9	97.0	
Yes	3.7	3.1	2.8	2.1	3.0	
N of Valid	2701	2569	2233	1690	9193	
N of Miss	0	0	0	0	0	

Table 17: Think of where you live most of the time. Which of the following people live there with you? Father



Response	6	8	10	12	Total	
No	36.2	37.9	40.1	40.9	38.5	
Yes	63.8	62.1	59.9	59.1	61.5	
N of Valid	2701	2569	2233	1690	9193	
N of Miss	0	0	0	0	0	

Table 18: Think of where you live most of the time. Which of the following people live there with you? Stepfather



Response	6	8	10	12	Total	
No	85.9	83.8	83.7	85.9	84.7	
Yes	14.1	16.2	16.3	14.1	15.3	
N of Valid	2701	2569	2233	1690	9193	
N of Miss	0	0	0	0	0	

Table 19: Think of where you live most of the time. Which of the following people live there with you? Foster Father



Response	6	8	10	12	Total	
No	99.7	99.7	99.3	99.5	99.6	
Yes	0.3	0.3	0.7	0.5	0.4	
N of Valid	2701	2569	2233	1690	9193	
N of Miss	0	0	0	0	0	

Table 20: Think of where you live most of the time. Which of the following people live there with you? Grandfather



Response	6	8	10	12	Total	
No	93.1	93.6	95.8	95.9	94.4	
Yes	6.9	6.4	4.2	4.1	5.6	
N of Valid	2701	2569	2233	1690	9193	
N of Miss	0	0	0	0	0	

Table 21: Think of where you live most of the time. Which of the following people live there with you? Uncle



Response	6	8	10	12	Total	
No	96.2	96.3	97.5	97.9	96.9	
Yes	3.8	3.7	2.5	2.1	3.1	
N of Valid	2701	2569	2233	1690	9193	
N of Miss	0	0	0	0	0	

Table 22: Think of where you live most of the time. Which of the following people live there with you? Other Adults



Response	6	8	10	12	Total	
No	97.5	97.7	97.7	96.8	97.5	
Yes	2.5	2.3	2.3	3.2	2.5	
N of Valid	2701	2569	2233	1690	9193	
N of Miss	0	0	0	0	0	

Table 23: Think of where you live most of the time. Which of the following people live there with you? Brother(s)



Response	6	8	10	12	Total	
No	53.0	53.1	54.3	63.3	55.2	
Yes	47.0	46.9	45.7	36.7	44.8	
N of Valid	2701	2569	2233	1690	9193	
N of Miss	0	0	0	0	0	

Table 24: Think of where you live most of the time. Which of the following people live there with you? Stepbrother(s)



Response	6	8	10	12	Total	
No	94.7	94.9	95.2	96.6	95.2	
Yes	5.3	5.1	4.8	3.4	4.8	
N of Valid	2701	2569	2233	1690	9193	
N of Miss	0	0	0	0	0	

Table 25: Think of where you live most of the time. Which of the following people live there with you? Sister(s)



Response	6	8	10	12	Total	
No	53.6	55.5	58.7	64.2	57.3	
Yes	46.4	44.5	41.3	35.8	42.7	
N of Valid	2701	2569	2233	1690	9193	
N of Miss	0	0	0	0	0	

Table 26: Think of where you live most of the time. Which of the following people live there with you? Stepsister(s)

Response	6	8	10	12	Total	
No	94.6	95.2	95.8	96.8	95.5	
Yes	5.4	4.8	4.2	3.2	4.5	
N of Valid	2701	2569	2233	1690	9193	
N of Miss	0	0	0	0	0	

Table 27: Think of where you live most of the time. Which of the following people live there with you? Other Children

Response	6	8	10	12	Total	
No	95.6	95.7	95.4	94.3	95.4	
Yes	4.4	4.3	4.6	5.7	4.6	
N of Valid	2701	2569	2233	1690	9193	
N of Miss	0	0	0	0	0	

Table 28: In my school, students have lots of chances to help decide things like class activities and rules.

Response	6	8	10	12	Total	
NO!	17.4	13.8	12.8	18.0	15.4	
no	42.0	39.1	35.7	34.9	38.3	
yes	34.0	41.2	42.0	37.0	38.6	
YES!	6.6	5.9	9.5	10.1	7.8	
N of Valid	2604	2537	2210	1685	9036	
N of Miss	97	32	23	5	157	

Table 29: Teachers ask me to work on special classroom projects.

Response	6	8	10	12	Total	
NO!	8.8	9.3	8.0	8.6	8.7	
no	30.2	41.8	42.1	39.9	38.2	
yes	42.6	40.9	43.7	43.1	42.5	
YES!	18.4	8.0	6.1	8.4	10.6	
N of Valid	2614	2538	2213	1684	9049	
N of Miss	87	31	20	6	144	

Table 30: My teacher(s) notices when I am doing a good job and lets me know about it.

Response	6	8	10	12	Total	
NO!	5.3	6.8	6.9	5.8	6.2	
no	15.2	22.8	25.6	24.4	21.5	
yes	48.1	50.9	52.3	56.5	51.5	
YES!	31.5	19.6	15.3	13.3	20.8	
N of Valid	2644	2537	2202	1680	9063	
N of Miss	57	32	31	10	130	

Table 31: There are lots of chances for students in my school to get involved in sports, clubs, and other school activities outside of class.

Response	6	8	10	12	Total	
NO!	3.5	1.7	1.0	1.2	2.0	
no	10.3	5.5	4.2	4.5	6.4	
yes	38.3	37.8	38.2	38.3	38.1	
YES!	47.8	55.0	56.6	56.0	53.5	
N of Valid	2641	2542	2213	1683	9079	
N of Miss	60	27	20	7	114	

Table 32: There are lots of chances for students in my school to talk with a teacher one-on-one.

Response	6	8	10	12	Total	
NO!	4.4	5.7	4.1	4.5	4.7	
no	17.2	21.6	20.9	17.8	19.4	
yes	47.3	49.6	53.1	54.1	50.6	
YES!	31.2	23.2	21.9	23.6	25.3	
N of Valid	2619	2538	2208	1676	9041	
N of Miss	82	31	25	14	152	

Table 33: I feel safe at my school.





Response	6	8	10	12	Total	
NO!	4.8	5.6	5.4	3.7	5.0	
no	7.7	12.2	11.3	9.5	10.2	
yes	39.0	51.1	59.7	58.6	51.1	
YES!	48.4	31.2	23.6	28.2	33.8	
N of Valid	2633	2536	2205	1682	9056	
N of Miss	68	33	28	8	137	

Table 34: The school lets my parents know when I have done something well.





Response	6	8	10	12	Total	
NO!	11.4	17.0	18.4	20.1	16.3	
no	28.8	41.4	48.2	50.5	41.1	
yes	38.6	31.6	27.8	24.1	31.3	
YES!	21.2	10.0	5.6	5.3	11.3	
N of Valid	2616	2534	2198	1673	9021	
N of Miss	85	35	35	17	172	

Table 35: My teachers praise me when I work hard in school.





Response	6	8	10	12	Total	
NO!	13.3	14.0	14.4	11.5	13.4	
no	31.9	38.2	40.5	39.9	37.3	
yes	40.9	39.3	38.4	41.8	40.0	
YES!	14.0	8.5	6.6	6.8	9.3	
N of Valid	2566	2517	2198	1674	8955	
N of Miss	135	52	35	16	238	

Table 36: Are your school grades better than the grades of most students in your class?

Response	6	8	10	12	Total	
NO!	8.2	7.2	6.7	4.7	6.9	
no	28.3	28.8	28.3	25.4	27.9	
yes	46.3	46.4	48.0	50.8	47.6	
YES!	17.2	17.6	16.9	19.1	17.6	
N of Valid	2585	2528	2202	1680	8995	
N of Miss	116	41	31	10	198	

Table 37: I have lots of chances to be part of class discussions or activities.

Response	6	8	10	12	Total	
NO!	4.0	2.8	2.0	1.6	2.7	
no	14.4	15.0	13.2	12.9	14.0	
yes	48.1	58.5	61.3	65.3	57.4	
YES!	33.5	23.7	23.5	20.2	25.8	
N of Valid	2618	2541	2205	1683	9047	
N of Miss	83	28	28	7	146	

Table 38: Now thinking back over the past year in school, how often did you: enjoy being in school?

Response	6	8	10	12	Total	
Never	7.2	7.7	7.7	8.4	7.7	
Seldom	8.2	10.6	13.8	16.1	11.7	
Sometimes	38.3	40.3	41.8	42.4	40.5	
Often	24.8	26.8	26.9	25.0	25.9	
Almost always	21.5	14.5	9.8	8.2	14.2	
N of Valid	2656	2545	2223	1686	9110	
N of Miss	45	24	10	4	83	

Table 39: Now thinking back over the past year in school, how often did you: hate being in school?






Response	6	8	10	12	Total	
Never	18.8	8.6	5.9	5.5	10.3	
Seldom	23.8	26.3	25.1	21.9	24.5	
Sometimes	34.7	36.7	37.6	39.7	36.9	
Often	12.7	17.0	20.2	21.6	17.4	
Almost always	9.9	11.3	11.2	11.3	10.9	
N of Valid	2626	2545	2221	1685	9077	
N of Miss	75	24	12	5	116	

Table 40: Now thinking back over the past year in school, how often did you: try to do your best work in school?






Response	6	8	10	12	Total	
Never	0.4	0.6	1.0	0.7	0.7	
Seldom	0.6	1.9	2.9	3.8	2.1	
Sometimes	5.5	10.5	15.8	18.0	11.7	
Often	18.8	30.6	35.8	38.6	30.0	
Almost always	74.7	56.4	44.5	38.9	55.5	
N of Valid	2620	2532	2217	1680	9049	
N of Miss	81	37	16	10	144	

Table 41: How often do you feel that the school work you are assigned is meaningful and important?






Response	6	8	10	12	Total	
Never	4.6	6.8	7.8	8.2	6.6	
Seldom	9.0	14.9	20.7	24.2	16.3	
Sometimes	22.5	32.5	38.1	36.3	31.7	
Often	31.5	29.1	24.5	22.8	27.5	
Almost always	32.5	16.8	9.0	8.4	17.9	
N of Valid	2619	2545	2218	1681	9063	
N of Miss	82	24	15	9	130	

Table 42: Putting them all together, what were your grades like last year?

Response	6	8	10	12	Total	
Mostly F's	1.3	0.6	0.9	0.5	0.8	
Mostly D's	2.1	2.8	4.1	2.0	2.8	
Mostly C's	10.9	16.8	19.2	18.6	16.0	
Mostly B's	36.1	37.5	37.4	43.2	38.1	
Mostly A's	49.6	42.3	38.5	35.7	42.2	
N of Valid	2553	2493	2194	1665	8905	
N of Miss	148	76	39	25	288	

Table 43: How important do you think the things you are learning in school are going to be for your later life?

Response	6	8	10	12	Total	
Very important	53.7	30.5	18.6	16.4	31.7	
Quite important	25.8	29.5	28.7	23.3	27.1	
Fairly important	14.6	26.2	31.7	36.4	26.0	
Slightly important	5.1	11.0	17.5	20.0	12.5	
Not at all important	0.9	2.9	3.6	3.9	2.6	
N of Valid	2652	2546	2220	1682	9100	
N of Miss	49	23	13	8	93	

Table 44: How interesting are most of your courses to you?

Response	6	8	10	12	Total	
Very interesting and stimulating	16.5	9.5	7.7	7.1	10.6	
Quite interesting	37.6	30.8	25.5	26.5	30.6	
Fairly interesting	31.9	38.5	42.7	41.0	38.1	
Slightly dull	9.8	14.8	17.2	18.3	14.6	
Very dull	4.4	6.3	6.9	7.1	6.1	
N of Valid	2593	2544	2220	1684	9041	
N of Miss	108	25	13	6	152	

Table 45: During the LAST FOUR WEEKS how many whole days of school have you missed because you skipped or 'cut'?


Response	6	8	10	12	Total	
None	74.4	74.2	69.8	54.8	69.6	
1	11.7	12.6	13.5	20.1	14.0	
2	6.1	6.0	6.9	11.0	7.2	
3	3.6	3.5	4.6	7.0	4.4	
04/05/13	3.4	2.5	3.7	4.8	3.5	
06/10/13	0.6	0.8	1.1	2.0	1.0	
11 or more	0.2	0.4	0.4	0.4	0.3	
N of Valid	2655	2546	2227	1683	9111	
N of Miss	46	23	6	7	82	

Table 46: What are the chances you would be seen as cool if you: smoked cigarettes?


Response	6	8	10	12	Total	
No or very little chance	90.2	74.2	63.3	56.6	72.8	
Little chance	5.4	13.9	17.8	22.6	14.0	
Some chance	2.3	6.4	11.5	12.3	7.6	
Pretty good chance	1.3	3.1	4.7	5.5	3.4	
Very good chance	0.9	2.4	2.7	3.1	2.2	
N of Valid	2602	2515	2211	1676	9004	
N of Miss	99	54	22	14	189	

Table 47: What are the chances you would be seen as cool if you: worked hard at school?

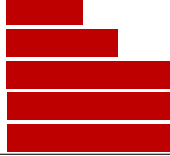
Response	6	8	10	12	Total	
No or very little chance	6.0	10.5	13.0	11.7	10.0	
Little chance	9.3	16.2	18.1	22.1	15.7	
Some chance	17.5	24.9	29.0	28.7	24.5	
Pretty good chance	25.5	27.4	23.5	23.1	25.1	
Very good chance	41.7	21.1	16.4	14.4	24.7	
N of Valid	2620	2511	2212	1672	9015	
N of Miss	81	58	21	18	178	

Table 48: What are the chances you would be seen as cool if you: began drinking alcoholic beverages regularly, that is, at least once or twice a month?


Response	6	8	10	12	Total	
No or very little chance	86.8	67.3	44.8	35.7	61.6	
Little chance	7.7	14.6	17.5	17.8	13.9	
Some chance	2.8	9.3	18.4	19.2	11.5	
Pretty good chance	1.7	6.0	13.1	18.1	8.7	
Very good chance	1.1	2.8	6.1	9.3	4.3	
N of Valid	2599	2520	2201	1671	8991	
N of Miss	102	49	32	19	202	

Table 49: What are the chances you would be seen as cool if you: defended someone who was being verbally abused at school?

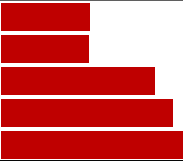
Response	6	8	10	12	Total	
No or very little chance	13.4	11.7	11.8	10.5	12.0	
Little chance	8.3	12.9	13.2	14.5	11.9	
Some chance	15.4	22.1	27.7	28.6	22.8	
Pretty good chance	23.3	26.7	26.3	27.1	25.7	
Very good chance	39.6	26.5	21.0	19.2	27.6	
N of Valid	2596	2517	2204	1673	8990	
N of Miss	105	52	29	17	203	

Table 50: What are the chances you would be seen as cool if you: smoked marijuana?


Response	6	8	10	12	Total	
No or very little chance	91.8	72.3	51.0	43.2	67.3	
Little chance	3.4	10.2	14.2	16.3	10.3	
Some chance	1.8	6.5	14.1	15.6	8.7	
Pretty good chance	1.3	5.2	10.8	14.1	7.1	
Very good chance	1.6	5.7	9.9	10.8	6.5	
N of Valid	2608	2523	2212	1677	9020	
N of Miss	93	46	21	13	173	

Table 51: What are the chances you would be seen as cool if you: carried a handgun?






Response	6	8	10	12	Total	
No or very little chance	85.0	76.7	74.6	73.7	78.0	
Little chance	6.8	10.8	12.9	13.1	10.6	
Some chance	3.5	5.6	5.7	6.7	5.2	
Pretty good chance	1.6	3.4	3.3	2.8	2.7	
Very good chance	3.1	3.5	3.5	3.8	3.4	
N of Valid	2601	2523	2210	1678	9012	
N of Miss	100	46	23	12	181	

Table 52: Think of your four best friends (the friends you feel closest to). In the past year (12 months), how many of your best friends have: participated in clubs, organizations or activities at school?






Response	6	8	10	12	Total	
0	14.7	9.6	7.7	8.1	10.3	
1	12.4	10.6	9.7	9.6	10.7	
2	17.3	17.4	16.7	17.7	17.3	
3	14.2	18.0	17.4	15.5	16.3	
4	41.5	44.5	48.4	49.0	45.4	
N of Valid	2593	2511	2203	1674	8981	
N of Miss	108	58	30	16	212	

Table 53: Think of your four best friends (the friends you feel closest to). In the past year (12 months), how many of your best friends have: smoked cigarettes?






Response	6	8	10	12	Total	
0	94.4	79.1	61.0	43.2	72.4	
1	2.9	10.4	15.7	21.4	11.6	
2	1.3	5.4	9.7	14.8	7.0	
3	0.5	1.8	5.5	8.8	3.6	
4	1.0	3.3	8.2	11.8	5.4	
N of Valid	2620	2520	2198	1673	9011	
N of Miss	81	49	35	17	182	

Table 54: Think of your four best friends (the friends you feel closest to). In the past year (12 months), how many of your best friends have: tried beer, wine or hard liquor (for example, vodka, whiskey, or gin) when their parents didn't know about it?






Response	6	8	10	12	Total	
0	89.6	63.7	37.5	24.5	57.5	
1	5.9	15.5	16.7	11.9	12.3	
2	1.8	7.8	15.0	16.4	9.4	
3	0.8	5.2	10.1	13.8	6.7	
4	1.8	7.8	20.8	33.4	14.0	
N of Valid	2616	2523	2204	1675	9018	
N of Miss	85	46	29	15	175	

Table 55: Think of your four best friends (the friends you feel closest to). In the past year (12 months), how many of your best friends have: made a commitment to stay drug-free?






Response	6	8	10	12	Total	
0	10.8	18.6	27.3	33.3	21.2	
1	5.0	8.6	16.0	20.3	11.6	
2	5.9	9.3	10.4	12.4	9.1	
3	8.4	11.2	11.4	9.5	10.1	
4	69.9	52.2	34.9	24.6	47.9	
N of Valid	2580	2494	2196	1666	8936	
N of Miss	121	75	37	24	257	

Table 56: Think of your four best friends (the friends you feel closest to). In the past year (12 months), how many of your best friends have: used marijuana?






Response	6	8	10	12	Total	
0	96.0	80.1	57.1	43.9	72.3	
1	2.2	9.3	15.1	15.5	9.8	
2	0.7	4.4	9.9	13.1	6.3	
3	0.4	2.6	7.6	10.9	4.7	
4	0.8	3.6	10.3	16.6	6.9	
N of Valid	2604	2521	2203	1671	8999	
N of Miss	97	48	30	19	194	

Table 57: Think of your four best friends (the friends you feel closest to). In the past year (12 months), how many of your best friends have: used prescription drugs or non-prescription drugs for the purposes of getting high?






Response	6	8	10	12	Total	
0	95.7	87.4	75.6	65.8	82.9	
1	2.5	6.4	11.8	14.2	8.0	
2	0.9	3.2	6.1	10.0	4.5	
3	0.2	1.3	2.8	5.0	2.0	
4	0.7	1.5	3.7	5.0	2.5	
N of Valid	2604	2524	2201	1672	9001	
N of Miss	97	45	32	18	192	

Table 58: Think of your four best friends (the friends you feel closest to). In the past year (12 months), how many of your best friends have: used synthetic marijuana (K2, spice) or bath salts?






Response	6	8	10	12	Total	
0	97.6	91.8	80.5	71.6	86.9	
1	1.4	4.1	8.5	11.1	5.7	
2	0.5	1.5	4.4	7.9	3.1	
3	0.3	1.0	2.5	4.4	1.8	
4	0.3	1.6	4.2	5.0	2.5	
N of Valid	2577	2522	2199	1673	8971	
N of Miss	124	47	34	17	222	

Table 59: Think of your four best friends (the friends you feel closest to). In the past year (12 months), how many of your best friends have: used LSD, cocaine, amphetamines, or other illegal drugs?






Response	6	8	10	12	Total	
0	97.3	92.7	87.7	84.0	91.2	
1	1.5	4.5	6.8	8.4	4.9	
2	0.6	1.3	2.6	3.5	1.8	
3	0.2	0.6	1.3	1.9	0.9	
4	0.4	1.0	1.6	2.3	1.2	
N of Valid	2597	2508	2198	1672	8975	
N of Miss	104	61	35	18	218	

Table 60: Think of your four best friends (the friends you feel closest to). In the past year (12 months), how many of your best friends have: tried to do well in school?






Response	6	8	10	12	Total	
0	2.4	2.6	2.8	3.5	2.8	
1	3.3	4.2	5.3	5.8	4.5	
2	5.0	9.1	13.4	12.7	9.6	
3	14.7	21.5	20.5	22.5	19.5	
4	74.6	62.5	58.0	55.5	63.6	
N of Valid	2606	2502	2199	1669	8976	
N of Miss	95	67	34	21	217	

Table 61: Think of your four best friends (the friends you feel closest to). In the past year (12 months), how many of your best friends have: been suspended from school?






Response	6	8	10	12	Total	
0	70.2	64.9	68.7	76.7	69.5	
1	16.8	16.4	16.3	13.7	16.0	
2	6.8	9.7	7.9	5.3	7.6	
3	2.2	3.8	3.5	1.4	2.8	
4	4.0	5.2	3.5	2.9	4.0	
N of Valid	2590	2505	2199	1668	8962	
N of Miss	111	64	34	22	231	

Table 62: Think of your four best friends (the friends you feel closest to). In the past year (12 months), how many of your best friends have: liked school?






Response	6	8	10	12	Total	
0	16.9	23.9	28.1	29.9	24.0	
1	12.0	13.3	14.0	15.2	13.5	
2	18.8	23.3	24.4	22.3	22.1	
3	20.1	19.9	16.7	15.7	18.4	
4	32.1	19.6	16.8	16.9	22.0	
N of Valid	2599	2511	2200	1673	8983	
N of Miss	102	58	33	17	210	

Table 63: Think of your four best friends (the friends you feel closest to). In the past year (12 months), how many of your best friends have: carried a handgun?






Response	6	8	10	12	Total	
0	95.5	94.6	93.5	92.8	94.3	
1	2.8	2.5	2.9	4.0	2.9	
2	0.8	1.2	1.5	1.8	1.2	
3	0.2	0.6	0.5	0.7	0.5	
4	0.8	1.2	1.6	0.7	1.1	
N of Valid	2605	2518	2203	1670	8996	
N of Miss	96	51	30	20	197	

Table 64: Think of your four best friends (the friends you feel closest to). In the past year (12 months), how many of your best friends have: sold illegal drugs?






Response	6	8	10	12	Total	
0	98.2	92.7	85.2	78.5	89.8	
1	1.2	4.1	7.7	12.5	5.7	
2	0.3	1.8	4.1	5.2	2.6	
3	0.1	0.6	1.1	2.0	0.8	
4	0.2	0.7	1.9	1.8	1.0	
N of Valid	2588	2508	2196	1665	8957	
N of Miss	113	61	37	25	236	

Table 65: Think of your four best friends (the friends you feel closest to). In the past year (12 months), how many of your best friends have: regularly attended religious services?






Response	6	8	10	12	Total	
0	20.9	13.5	11.7	20.0	16.4	
1	8.5	12.1	13.7	15.9	12.2	
2	13.7	18.0	20.3	23.2	18.3	
3	16.2	20.2	21.4	18.0	19.0	
4	40.7	36.2	33.0	22.9	34.1	
N of Valid	2487	2479	2197	1667	8830	
N of Miss	214	90	36	23	363	

Table 66: Think of your four best friends (the friends you feel closest to). In the past year (12 months), how many of your best friends have: stolen or tried to steal a motor vehicle such as a car or motorcycle?






Response	6	8	10	12	Total	
0	97.8	93.5	93.0	94.7	94.9	
1	1.4	4.2	4.4	3.1	3.2	
2	0.3	1.3	1.5	1.4	1.1	
3	0.0	0.5	0.4	0.4	0.3	
4	0.4	0.4	0.8	0.4	0.5	
N of Valid	2616	2519	2203	1672	9010	
N of Miss	85	50	30	18	183	

Table 67: Think of your four best friends (the friends you feel closest to). In the past year (12 months), how many of your best friends have: been arrested?






Response	6	8	10	12	Total	
0	93.7	83.8	80.2	80.0	85.1	
1	4.4	9.5	11.0	12.4	8.9	
2	1.1	3.7	4.5	4.2	3.2	
3	0.1	1.4	2.2	1.5	1.2	
4	0.7	1.7	2.1	1.8	1.5	
N of Valid	2606	2518	2204	1673	9001	
N of Miss	95	51	29	17	192	

Table 68: Think of your four best friends (the friends you feel closest to). In the past year (12 months), how many of your best friends have: dropped out of school?






Response	6	8	10	12	Total	
0	96.2	94.9	90.7	86.8	92.7	
1	2.8	3.8	6.1	8.8	5.0	
2	0.7	0.5	1.7	2.7	1.3	
3	0.2	0.4	0.5	1.0	0.5	
4	0.2	0.4	0.9	0.7	0.5	
N of Valid	2602	2522	2202	1671	8997	
N of Miss	99	47	31	19	196	

Table 69: Think of your four best friends (the friends you feel closest to). In the past year (12 months), how many of your best friends have: been members of a gang?






Response	6	8	10	12	Total	
0	93.3	91.4	89.9	93.3	91.9	
1	3.7	4.1	4.8	2.6	3.9	
2	1.1	1.9	1.7	1.7	1.6	
3	0.6	0.9	1.2	0.5	0.8	
4	1.3	1.7	2.4	1.9	1.8	
N of Valid	2602	2521	2201	1673	8997	
N of Miss	99	48	32	17	196	

Table 70: How old were you when you first: smoked marijuana?










Response	6	8	10	12	Total	
Never	98.7	91.9	77.0	60.7	84.4	
10 or younger	0.4	0.9	1.9	1.4	1.1	
11	0.6	1.2	1.2	1.1	1.0	
12	0.3	2.3	2.9	2.8	1.9	
13	0.0	3.0	3.8	4.2	2.6	
14	0.0	0.8	6.0	5.0	2.6	
15	0.0	0.0	6.3	8.0	3.0	
16	0.0	0.0	0.9	10.7	2.2	
17 or older	0.0	0.0	0.1	6.0	1.2	
N of Valid	2620	2517	2205	1672	9014	
N of Miss	81	52	28	18	179	

Table 71: How old were you when you first: smoked a cigarette, even just a puff?










Response	6	8	10	12	Total	
Never	92.8	82.1	66.7	52.8	76.0	
10 or younger	4.7	7.1	7.3	7.2	6.5	
11	1.7	3.4	3.5	3.3	2.9	
12	0.7	3.2	4.7	3.8	3.0	
13	0.0	3.3	4.7	5.2	3.0	
14	0.0	0.9	6.3	5.4	2.8	
15	0.0	0.1	5.4	8.1	2.8	
16	0.0	0.0	1.3	9.0	2.0	
17 or older	0.0	0.0	0.0	5.1	1.0	
N of Valid	2622	2514	2200	1674	9010	
N of Miss	79	55	33	16	183	

Table 72: How old were you when you first: had more than a sip or two of beer, wine or hard liquor (for example, vodka, whiskey, or gin)?










Response	6	8	10	12	Total	
Never	85.1	65.3	45.9	29.1	59.6	
10 or younger	10.0	11.0	9.7	6.8	9.6	
11	3.4	6.0	3.3	2.3	3.9	
12	1.3	6.5	5.4	5.1	4.5	
13	0.1	8.5	8.9	8.1	6.1	
14	0.0	2.4	12.7	9.2	5.5	
15	0.0	0.2	11.3	13.5	5.3	
16	0.0	0.0	2.6	16.0	3.6	
17 or older	0.0	0.0	0.2	9.9	1.9	
N of Valid	2627	2516	2208	1674	9025	
N of Miss	74	53	25	16	168	

Table 73: How old were you when you first: began drinking alcoholic beverages regularly, that is, at least once or twice a month?










Response	6	8	10	12	Total	
Never	99.0	92.7	80.5	65.9	86.6	
10 or younger	0.6	1.0	0.9	0.5	0.7	
11	0.3	0.9	0.4	0.3	0.5	
12	0.1	1.5	1.4	1.0	1.0	
13	0.0	2.7	2.4	1.9	1.7	
14	0.0	1.0	5.4	2.6	2.1	
15	0.0	0.2	6.8	5.7	2.8	
16	0.0	0.0	1.9	11.3	2.6	
17 or older	0.0	0.1	0.3	10.9	2.1	
N of Valid	2627	2523	2208	1678	9036	
N of Miss	74	46	25	12	157	

Table 74: How old were you when you first: used Daztrex?


Response	6	8	10	12	Total	
Never	100.0	100.0	100.0	100.0	100.0	
10 or younger	0.0	0.0	0.0	0.0	0.0	
11	0.0	0.0	0.0	0.0	0.0	
12	0.0	0.0	0.0	0.0	0.0	
13	0.0	0.0	0.0	0.0	0.0	
14	0.0	0.0	0.0	0.0	0.0	
15	0.0	0.0	0.0	0.0	0.0	
16	0.0	0.0	0.0	0.0	0.0	
17 or older	0.0	0.0	0.0	0.0	0.0	
N of Valid	2552	2500	2202	1674	8928	
N of Miss	149	69	31	16	265	

Table 75: How old were you when you first: got suspended from school?










Response	6	8	10	12	Total	
Never	88.8	84.6	82.1	80.0	84.3	
10 or younger	6.7	5.4	4.3	4.1	5.3	
11	3.4	2.7	1.9	1.4	2.5	
12	1.1	3.9	3.2	2.3	2.6	
13	0.0	2.7	3.0	3.0	2.0	
14	0.0	0.7	3.1	3.3	1.6	
15	0.0	0.0	1.9	2.2	0.9	
16	0.0	0.0	0.5	2.2	0.5	
17 or older	0.0	0.0	0.1	1.5	0.3	
N of Valid	2624	2516	2209	1673	9022	
N of Miss	77	53	24	17	171	

Table 76: How old were you when you first: got arrested?










Response	6	8	10	12	Total	
Never	98.6	95.6	93.7	91.7	95.3	
10 or younger	0.5	0.6	0.3	0.2	0.4	
11	0.6	0.8	0.4	0.1	0.5	
12	0.2	1.0	0.8	0.5	0.6	
13	0.1	1.4	1.1	0.9	0.8	
14	0.0	0.6	1.4	1.0	0.7	
15	0.0	0.0	1.3	1.6	0.6	
16	0.0	0.0	1.0	2.4	0.7	
17 or older	0.0	0.0	0.1	1.8	0.4	
N of Valid	2628	2520	2208	1677	9033	
N of Miss	73	49	25	13	160	

Table 77: How old were you when you first: carried a handgun?










Response	6	8	10	12	Total	
Never	96.4	94.7	95.9	94.1	95.4	
10 or younger	1.8	1.8	1.2	0.8	1.5	
11	1.3	1.0	0.4	0.1	0.8	
12	0.4	0.9	0.4	0.5	0.6	
13	0.0	1.1	0.5	0.5	0.5	
14	0.0	0.2	0.5	0.8	0.3	
15	0.0	0.0	0.6	1.0	0.3	
16	0.0	0.0	0.4	1.3	0.3	
17 or older	0.0	0.1	0.1	0.9	0.2	
N of Valid	2615	2517	2202	1674	9008	
N of Miss	86	52	31	16	185	

Table 78: How old were you when you first: attacked someone with the idea of seriously hurting them?










Response	6	8	10	12	Total	
Never	91.8	86.2	84.5	83.8	87.0	
10 or younger	4.5	4.7	3.3	3.0	4.0	
11	2.7	2.5	1.4	0.9	2.0	
12	1.0	2.5	1.4	1.2	1.6	
13	0.0	3.2	2.5	2.2	1.9	
14	0.0	0.8	2.8	2.4	1.4	
15	0.0	0.0	2.7	1.8	1.0	
16	0.0	0.0	1.0	2.8	0.8	
17 or older	0.0	0.0	0.3	1.8	0.4	
N of Valid	2621	2516	2209	1680	9026	
N of Miss	80	53	24	10	167	

Table 79: How old were you when you first: belonged to a gang?










Response	6	8	10	12	Total	
Never	97.9	96.4	97.1	96.9	97.1	
10 or younger	1.1	0.8	0.8	0.8	0.9	
11	0.7	0.6	0.4	0.3	0.5	
12	0.3	0.6	0.1	0.4	0.4	
13	0.0	1.0	0.5	0.8	0.6	
14	0.0	0.3	0.4	0.1	0.2	
15	0.0	0.2	0.6	0.4	0.3	
16	0.0	0.0	0.1	0.2	0.1	
17 or older	0.0	0.0	0.0	0.2	0.1	
N of Valid	2625	2525	2211	1680	9041	
N of Miss	76	44	22	10	152	

Table 80: How wrong do you think it is for someone your age to: take a handgun to school?





Response	6	8	10	12	Total	
Very wrong	93.2	86.4	87.2	89.8	89.2	
Wrong	5.3	10.2	9.7	7.4	8.1	
A little bit wrong	1.1	2.5	2.1	1.7	1.8	
Not wrong at all	0.5	0.9	1.0	1.1	0.8	
N of Valid	2647	2544	2220	1677	9088	
N of Miss	54	25	13	13	105	

Table 81: How wrong do you think it is for someone your age to: steal anything worth more than \$5?





Response	6	8	10	12	Total	
Very wrong	70.8	60.0	58.8	65.4	63.8	
Wrong	23.5	30.6	30.9	26.4	27.8	
A little bit wrong	4.8	8.1	9.1	6.9	7.1	
Not wrong at all	0.9	1.4	1.2	1.4	1.2	
N of Valid	2635	2539	2216	1677	9067	
N of Miss	66	30	17	13	126	

Table 82: How wrong do you think it is for someone your age to: pick a fight with someone?





Response	6	8	10	12	Total	
Very wrong	60.4	40.0	35.7	41.2	45.1	
Wrong	27.4	33.3	34.8	33.2	31.9	
A little bit wrong	10.0	21.4	24.6	21.3	18.9	
Not wrong at all	2.2	5.3	4.9	4.2	4.1	
N of Valid	2624	2525	2218	1673	9040	
N of Miss	77	44	15	17	153	

Table 83: How wrong do you think it is for someone your age to: attack someone with the idea of seriously hurting them?





Response	6	8	10	12	Total	
Very wrong	85.7	70.0	65.1	66.1	72.6	
Wrong	10.4	20.4	22.8	22.0	18.4	
A little bit wrong	2.9	7.0	9.6	9.0	6.8	
Not wrong at all	1.1	2.6	2.5	2.9	2.2	
N of Valid	2636	2539	2214	1674	9063	
N of Miss	65	30	19	16	130	

Table 84: How wrong do you think it is for someone your age to: stay away from school all day when their parents think they are at school?





Response	6	8	10	12	Total	
Very wrong	85.0	66.5	49.9	41.5	63.2	
Wrong	11.7	23.1	31.1	30.6	23.1	
A little bit wrong	2.7	7.8	15.6	22.3	10.9	
Not wrong at all	0.6	2.6	3.4	5.6	2.8	
N of Valid	2638	2539	2214	1674	9065	
N of Miss	63	30	19	16	128	

Table 85: How wrong do you think it is for someone your age to: drink beer, wine or hard liquor (for example, vodka, whiskey, or gin) regularly?

Response	6	8	10	12	Total	
Very wrong	91.5	69.8	47.7	34.5	64.2	
Wrong	5.5	16.3	22.8	25.0	16.4	
A little bit wrong	2.4	9.4	19.2	26.5	12.9	
Not wrong at all	0.7	4.5	10.3	14.0	6.6	
N of Valid	2633	2543	2217	1677	9070	
N of Miss	68	26	16	13	123	

Table 86: How wrong do you think it is for someone your age to: smoke cigarettes?

Response	6	8	10	12	Total	
Very wrong	90.9	76.1	58.4	45.9	70.5	
Wrong	6.7	15.1	21.5	20.9	15.3	
A little bit wrong	1.7	5.5	12.2	18.9	8.5	
Not wrong at all	0.7	3.3	8.0	14.3	5.8	
N of Valid	2637	2540	2219	1680	9076	
N of Miss	64	29	14	10	117	

Table 87: How wrong do you think it is for someone your age to: smoke marijuana?

Response	6	8	10	12	Total	
Very wrong	95.5	80.9	61.7	48.9	74.5	
Wrong	2.7	9.0	15.6	18.3	10.5	
A little bit wrong	0.9	5.4	11.1	15.5	7.4	
Not wrong at all	0.9	4.7	11.6	17.3	7.6	
N of Valid	2620	2538	2216	1673	9047	
N of Miss	81	31	17	17	146	

Table 88: How wrong do you think it is for someone your age to: use prescription drugs or non-prescription drugs for the purpose of getting high?


Response	6	8	10	12	Total	
Very wrong	95.6	87.5	78.0	71.7	84.6	
Wrong	3.2	8.6	13.6	17.8	9.9	
A little bit wrong	0.8	2.3	5.5	6.9	3.5	
Not wrong at all	0.4	1.6	2.9	3.6	1.9	
N of Valid	2629	2541	2214	1677	9061	
N of Miss	72	28	19	13	132	

Table 89: How wrong do you think it is for someone your age to: use synthetic marijuana (K2, spice) or bath salts?


Response	6	8	10	12	Total	
Very wrong	96.0	89.0	80.1	76.5	86.5	
Wrong	2.6	7.6	12.3	13.5	8.4	
A little bit wrong	0.7	1.6	4.5	5.8	2.8	
Not wrong at all	0.7	1.8	3.2	4.1	2.3	
N of Valid	2610	2536	2212	1677	9035	
N of Miss	91	33	21	13	158	

Table 90: How wrong do you think it is for someone your age to: use LSD, cocaine, amphetamines or another illegal drug?


Response	6	8	10	12	Total	
Very wrong	97.6	92.6	88.3	87.1	92.0	
Wrong	1.5	5.4	8.3	8.1	5.5	
A little bit wrong	0.4	0.9	2.4	2.9	1.5	
Not wrong at all	0.5	1.1	1.0	2.0	1.1	
N of Valid	2628	2536	2215	1681	9060	
N of Miss	73	33	18	9	133	

Table 91: At school during the past 12 months, did you receive help from the resource teacher, speech therapist or other special education teacher?



Response	6	8	10	12	Total	
No	79.8	88.0	91.6	92.7	87.4	
Yes	20.2	12.0	8.4	7.3	12.6	
N of Valid	2420	2369	2061	1570	8420	
N of Miss	281	200	172	120	773	

Table 92: How many times in the past year (12 months) have you: been suspended from school?









Response	6	8	10	12	Total	
Never	92.7	90.9	90.8	93.3	91.8	
1 to 2 times	6.0	7.6	8.1	6.2	7.0	
3 to 5 times	1.0	1.1	0.7	0.4	0.8	
6 to 9 times	0.1	0.2	0.1	0.0	0.1	
10 to 19 times	0.0	0.1	0.2	0.0	0.1	
20 to 29 times	0.0	0.0	0.0	0.0	0.0	
30 to 39 times	0.0	0.0	0.0	0.0	0.0	
40+ times	0.1	0.0	0.1	0.2	0.1	
N of Valid	2639	2529	2212	1678	9058	
N of Miss	62	40	21	12	135	

Table 93: How many times in the past year (12 months) have you: carried a handgun?









Response	6	8	10	12	Total	
Never	96.4	94.5	96.5	95.6	95.7	
1 to 2 times	2.3	2.7	1.1	1.6	2.0	
3 to 5 times	0.5	0.9	0.5	1.4	0.8	
6 to 9 times	0.3	0.6	0.5	0.2	0.4	
10 to 19 times	0.2	0.4	0.4	0.4	0.4	
20 to 29 times	0.1	0.1	0.1	0.1	0.1	
30 to 39 times	0.0	0.1	0.0	0.1	0.1	
40+ times	0.2	0.6	0.9	0.7	0.6	
N of Valid	2626	2529	2204	1675	9034	
N of Miss	75	40	29	15	159	

Table 94: How many times in the past year (12 months) have you: sold illegal drugs?









Response	6	8	10	12	Total	
Never	99.8	98.6	95.8	92.5	97.1	
1 to 2 times	0.1	0.9	1.9	2.2	1.1	
3 to 5 times	0.0	0.2	0.9	1.5	0.6	
6 to 9 times	0.0	0.1	0.3	1.0	0.3	
10 to 19 times	0.0	0.0	0.4	0.8	0.2	
20 to 29 times	0.0	0.1	0.1	0.7	0.2	
30 to 39 times	0.0	0.1	0.1	0.2	0.1	
40+ times	0.0	0.0	0.6	1.2	0.4	
N of Valid	2613	2518	2199	1669	8999	
N of Miss	88	51	34	21	194	

Table 95: How many times in the past year (12 months) have you: stolen or tried to steal a motor vehicle such as a car or motorcycle?









Response	6	8	10	12	Total	
Never	99.4	99.0	98.6	98.6	98.9	
1 to 2 times	0.5	0.9	1.0	0.8	0.8	
3 to 5 times	0.0	0.1	0.2	0.2	0.1	
6 to 9 times	0.0	0.0	0.1	0.1	0.0	
10 to 19 times	0.0	0.0	0.0	0.1	0.0	
20 to 29 times	0.0	0.0	0.0	0.1	0.0	
30 to 39 times	0.0	0.0	0.0	0.1	0.0	
40+ times	0.0	0.0	0.2	0.0	0.1	
N of Valid	2627	2527	2195	1673	9022	
N of Miss	74	42	38	17	171	

Table 96: How many times in the past year (12 months) have you: participated in clubs, organizations or activities at school?









Response	6	8	10	12	Total	
Never	27.4	25.3	21.5	20.9	24.2	
1 to 2 times	26.8	21.0	16.3	13.1	20.1	
3 to 5 times	17.4	15.8	15.1	15.4	16.0	
6 to 9 times	8.9	8.3	8.9	8.3	8.6	
10 to 19 times	6.2	7.2	9.5	10.6	8.1	
20 to 29 times	3.3	3.5	5.9	6.9	4.7	
30 to 39 times	1.4	1.7	2.4	2.7	2.0	
40+ times	8.6	17.2	20.4	22.0	16.4	
N of Valid	2604	2512	2202	1674	8992	
N of Miss	97	57	31	16	201	

Table 97: How many times in the past year (12 months) have you: been arrested?









Response	6	8	10	12	Total	
Never	98.7	96.5	95.4	95.3	96.6	
1 to 2 times	1.0	2.6	3.5	4.1	2.6	
3 to 5 times	0.1	0.4	0.8	0.4	0.4	
6 to 9 times	0.1	0.2	0.1	0.1	0.1	
10 to 19 times	0.1	0.2	0.0	0.1	0.1	
20 to 29 times	0.0	0.1	0.0	0.1	0.1	
30 to 39 times	0.0	0.0	0.0	0.1	0.0	
40+ times	0.0	0.0	0.1	0.0	0.0	
N of Valid	2620	2521	2197	1668	9006	
N of Miss	81	48	36	22	187	

Table 98: How many times in the past year (12 months) have you: attacked someone with the idea of seriously hurting them?


Response	6	8	10	12	Total	
Never	92.8	89.1	89.9	89.9	90.5	
1 to 2 times	4.9	7.5	7.6	6.9	6.7	
3 to 5 times	1.1	1.9	1.2	1.6	1.4	
6 to 9 times	0.5	0.6	0.5	0.6	0.5	
10 to 19 times	0.2	0.4	0.3	0.5	0.3	
20 to 29 times	0.2	0.2	0.2	0.1	0.2	
30 to 39 times	0.1	0.0	0.0	0.2	0.1	
40+ times	0.3	0.3	0.3	0.2	0.3	
N of Valid	2629	2526	2200	1673	9028	
N of Miss	72	43	33	17	165	

Table 99: How many times in the past year (12 months) have you: been drunk or high at school?


Response	6	8	10	12	Total	
Never	99.1	95.4	88.3	83.0	92.4	
1 to 2 times	0.6	2.7	5.4	6.1	3.4	
3 to 5 times	0.2	0.4	2.1	3.5	1.3	
6 to 9 times	0.0	0.5	1.3	1.4	0.7	
10 to 19 times	0.0	0.4	1.0	1.6	0.7	
20 to 29 times	0.0	0.2	0.6	1.1	0.4	
30 to 39 times	0.0	0.1	0.2	0.6	0.2	
40+ times	0.1	0.2	1.0	2.7	0.8	
N of Valid	2629	2529	2203	1677	9038	
N of Miss	72	40	30	13	155	

Table 100: How many times in the past year (12 months) have you: taken a handgun to school?

Response	6	8	10	12	Total	
Never	99.7	99.8	99.6	98.9	99.6	
1 to 2 times	0.2	0.1	0.0	0.5	0.2	
3 to 5 times	0.0	0.0	0.1	0.0	0.0	
6 to 9 times	0.0	0.0	0.1	0.1	0.0	
10 to 19 times	0.0	0.0	0.0	0.2	0.0	
20 to 29 times	0.0	0.0	0.0	0.0	0.0	
30 to 39 times	0.0	0.0	0.0	0.1	0.0	
40+ times	0.0	0.0	0.1	0.2	0.1	
N of Valid	2628	2529	2199	1675	9031	
N of Miss	73	40	34	15	162	

Table 101: Are you currently on probation, or assigned a probation officer with Juvenile Court?

Response	6	8	10	12	Total	
No	98.6	97.8	97.4	97.4	97.8	
Yes	1.4	2.2	2.6	2.6	2.2	
N of Valid	2342	2331	2034	1555	8262	
N of Miss	359	238	199	135	931	

Table 102: Have you ever belonged to a gang?

Response	6	8	10	12	Total	
No	95.8	94.2	95.0	95.2	95.1	
No, but would like to	1.1	1.2	1.5	1.3	1.3	
Yes, in the past	1.9	2.4	2.0	2.7	2.2	
Yes, belong now	1.0	1.8	1.2	0.7	1.2	
Yes, but would like to get out	0.2	0.3	0.3	0.1	0.2	
N of Valid	2636	2532	2219	1675	9062	
N of Miss	65	37	14	15	131	

Table 103: If you have ever belonged to a gang, did that gang have a name?




Response	6	8	10	12	Total	
No	6.8	6.4	7.7	10.9	7.7	
Yes	2.6	4.2	3.4	3.3	3.4	
I have never belonged to a gang	90.6	89.3	88.9	85.7	88.9	
N of Valid	2610	2512	2194	1656	8972	
N of Miss	91	57	39	34	221	

Table 104: You are at a party at someone's house, and one of your friends offers you a drink containing alcohol. What would you say or do?





Response	6	8	10	12	Total	
Drink it	3.6	17.1	34.2	44.6	22.5	
Tell your friend, 'No thanks, I don't drink' and suggest that you and your friend go and do something else	48.2	42.4	31.6	23.8	38.0	
Just say, 'No thanks' and walk away	29.6	27.7	25.8	26.1	27.5	
Make up a good excuse, tell your friend you had something else to do, and leave	18.6	12.9	8.4	5.5	12.1	
N of Valid	2605	2516	2207	1664	8992	
N of Miss	96	53	26	26	201	

Table 105: How often do you attend religious services or activities?





Response	6	8	10	12	Total	
Never	12.9	9.9	8.8	14.4	11.3	
Rarely	18.2	18.9	20.7	25.2	20.3	
1-2 Times a Month	12.1	13.5	16.0	16.6	14.3	
About Once a Week or More	56.8	57.7	54.5	43.8	54.1	
N of Valid	2549	2506	2208	1670	8933	
N of Miss	152	63	25	20	260	

Table 106: I think sometimes it's okay to cheat at school.

Response	6	8	10	12	Total	
NO!	71.8	39.3	22.1	17.4	40.5	
no	22.5	39.7	41.9	39.3	35.2	
yes	5.0	18.0	30.9	36.9	20.9	
YES!	0.7	3.0	5.1	6.5	3.5	
N of Valid	2624	2524	2208	1673	9029	
N of Miss	77	45	25	17	164	

Table 107: It is important to think before you act.

Response	6	8	10	12	Total	
NO!	1.3	1.4	1.1	0.9	1.2	
no	1.9	3.8	3.4	2.4	2.9	
yes	21.3	35.8	37.5	37.1	32.3	
YES!	75.5	59.0	58.0	59.5	63.6	
N of Valid	2611	2518	2209	1675	9013	
N of Miss	90	51	24	15	180	

Table 108: Sometimes I think that life is not worth it.

Response	6	8	10	12	Total	
NO!	63.4	49.4	45.4	48.0	52.1	
no	19.8	22.6	26.8	28.7	24.0	
yes	12.2	19.9	20.6	17.2	17.4	
YES!	4.6	8.0	7.1	6.0	6.5	
N of Valid	2539	2493	2199	1661	8892	
N of Miss	162	76	34	29	301	

Table 109: At times I think I am no good at all.

Response	6	8	10	12	Total	
NO!	40.2	30.9	29.7	32.5	33.6	
no	24.4	26.9	27.8	30.4	27.0	
yes	26.0	29.6	32.4	30.0	29.4	
YES!	9.5	12.6	10.1	7.1	10.1	
N of Valid	2569	2497	2198	1666	8930	
N of Miss	132	72	35	24	263	

Table 110: All in all, I am inclined to think that I am a failure.

Response	6	8	10	12	Total	
NO!	59.0	47.9	44.3	49.8	50.6	
no	25.4	31.5	35.9	34.7	31.4	
yes	11.3	13.9	14.2	11.3	12.7	
YES!	4.3	6.7	5.5	4.2	5.3	
N of Valid	2544	2496	2197	1668	8905	
N of Miss	157	73	36	22	288	

Table 111: In the past year, have you felt depressed or sad MOST days, even if you felt okay sometimes?

Response	6	8	10	12	Total	
NO!	36.1	34.8	30.8	34.6	34.2	
no	23.0	24.3	28.3	29.7	25.9	
yes	26.9	26.7	25.5	24.5	26.0	
YES!	14.0	14.2	15.4	11.3	13.9	
N of Valid	2569	2498	2201	1671	8939	
N of Miss	132	71	32	19	254	

Table 112: It is all right to beat up people if they start the fight.





Response	6	8	10	12	Total	
NO!	54.9	32.3	23.6	25.0	35.3	
no	19.6	23.7	23.6	22.6	22.3	
yes	15.1	24.9	28.3	27.9	23.5	
YES!	10.4	19.1	24.5	24.4	18.9	
N of Valid	2572	2495	2198	1670	8935	
N of Miss	129	74	35	20	258	

Table 113: I think it is okay to take something without asking if you can get away with it.





Response	6	8	10	12	Total	
NO!	83.0	64.2	56.5	57.9	66.6	
no	15.2	30.6	36.8	36.7	28.8	
yes	1.4	4.1	5.4	4.6	3.7	
YES!	0.4	1.1	1.2	0.8	0.9	
N of Valid	2574	2489	2202	1669	8934	
N of Miss	127	80	31	21	259	

Table 114: Where do you get the most information about living a drug and alcohol free life? Parents/guardians





Response	6	8	10	12	Total	
All the time	52.4	41.8	37.5	35.1	42.5	
Most	24.7	27.1	28.6	27.6	26.9	
Some	15.2	19.8	22.4	23.6	19.9	
Very little	7.7	11.3	11.5	13.6	10.8	
N of Valid	2507	2481	2182	1658	8828	
N of Miss	194	88	51	32	365	

Table 115: Where do you get the most information about living a drug and alcohol free life? Friends





Response	6	8	10	12	Total	
All the time	22.5	14.5	9.9	9.9	14.8	
Most	16.6	17.9	17.3	15.6	17.0	
Some	26.4	30.1	34.6	31.2	30.4	
Very little	34.5	37.5	38.1	43.3	37.9	
N of Valid	2457	2460	2162	1652	8731	
N of Miss	244	109	71	38	462	

Table 116: Where do you get the most information about living a drug and alcohol free life? Family members





Response	6	8	10	12	Total	
All the time	44.6	33.3	26.6	23.0	32.9	
Most	24.5	27.4	26.1	26.2	26.0	
Some	19.4	24.2	29.4	29.5	25.1	
Very little	11.5	15.1	17.9	21.3	15.9	
N of Valid	2478	2458	2166	1655	8757	
N of Miss	223	111	67	35	436	

Table 117: Where do you get the most information about living a drug and alcohol free life? School





Response	6	8	10	12	Total	
All the time	58.6	48.8	33.6	29.0	44.1	
Most	25.3	29.2	31.7	30.4	29.0	
Some	9.6	14.4	22.5	25.1	17.0	
Very little	6.5	7.5	12.2	15.5	9.9	
N of Valid	2497	2472	2180	1656	8805	
N of Miss	204	97	53	34	388	

Table 118: Where do you get the most information about living a drug and alcohol free life? Internet





Response	6	8	10	12	Total	
All the time	12.9	10.1	7.4	7.1	9.6	
Most	9.7	11.5	9.4	8.3	9.8	
Some	20.2	23.3	25.2	25.6	23.3	
Very little	57.2	55.1	58.1	59.1	57.2	
N of Valid	2422	2450	2157	1644	8673	
N of Miss	279	119	76	46	520	

Table 119: Where do you get the most information about living a drug and alcohol free life? TV





Response	6	8	10	12	Total	
All the time	18.0	11.7	8.3	7.6	11.8	
Most	13.3	13.9	10.6	11.5	12.5	
Some	28.9	30.0	31.8	33.1	30.7	
Very little	39.8	44.4	49.4	47.8	45.0	
N of Valid	2439	2454	2155	1640	8688	
N of Miss	262	115	78	50	505	

Table 120: Where do you get the most information about living a drug and alcohol free life? Social media





Response	6	8	10	12	Total	
All the time	15.9	10.5	7.4	7.5	10.6	
Most	11.4	11.9	9.1	8.2	10.3	
Some	20.1	26.2	28.6	30.0	25.8	
Very little	52.7	51.4	55.0	54.3	53.2	
N of Valid	2344	2435	2146	1633	8558	
N of Miss	357	134	87	57	635	

Table 121: How much do you think people risk harming themselves (physically or in other ways) if they: smoked one or more packs of cigarettes per day?


Response	6	8	10	12	Total	
No risk	10.8	6.0	3.8	3.5	6.4	
Slight risk	6.6	6.4	8.0	7.3	7.0	
Moderate risk	17.1	19.4	20.7	22.1	19.6	
Great risk	65.4	68.3	67.6	67.1	67.1	
N of Valid	2548	2484	2184	1652	8868	
N of Miss	153	85	49	38	325	

Table 122: How much do you think people risk harming themselves (physically or in other ways) if they: try marijuana once or twice?


Response	6	8	10	12	Total	
No risk	12.5	13.5	25.7	36.6	20.5	
Slight risk	18.2	23.4	28.0	28.8	24.1	
Moderate risk	25.7	25.7	21.3	14.8	22.6	
Great risk	43.6	37.4	24.9	19.8	32.8	
N of Valid	2537	2480	2180	1652	8849	
N of Miss	164	89	53	38	344	

Table 123: How much do you think people risk harming themselves (physically or in other ways) if they: smoke marijuana once or twice a week?


Response	6	8	10	12	Total	
No risk	11.3	9.8	15.6	24.4	14.4	
Slight risk	7.5	11.9	18.5	19.7	13.7	
Moderate risk	20.2	22.5	24.3	23.9	22.6	
Great risk	61.0	55.8	41.6	32.0	49.3	
N of Valid	2511	2471	2160	1636	8778	
N of Miss	190	98	73	54	415	

Table 124: How much do you think people risk harming themselves (physically or in other ways) if they: take one or two drinks of an alcoholic beverage (beer, wine, liquor) nearly every day?

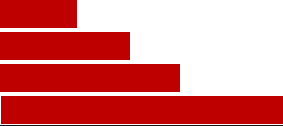
Response	6	8	10	12	Total	
No risk	11.7	8.8	9.5	10.2	10.1	
Slight risk	15.1	16.2	22.7	23.1	18.8	
Moderate risk	22.8	27.9	28.6	30.2	27.0	
Great risk	50.5	47.1	39.2	36.5	44.1	
N of Valid	2536	2484	2179	1655	8854	
N of Miss	165	85	54	35	339	

Table 125: How much do you think people risk harming themselves (physically or in other ways) if they: have five or more drinks of an alcoholic beverage once or twice each weekend?


Response	6	8	10	12	Total	
No risk	11.1	7.7	6.9	8.5	8.6	
Slight risk	7.9	10.7	14.4	18.6	12.3	
Moderate risk	21.9	23.0	27.0	29.7	24.9	
Great risk	59.1	58.7	51.6	43.2	54.2	
N of Valid	2531	2483	2182	1653	8849	
N of Miss	170	86	51	37	344	

Table 126: How much do you think people risk harming themselves (physically or in other ways) if they: use prescription drugs that are not prescribed to them?


Response	6	8	10	12	Total	
No risk	10.1	5.0	3.8	3.1	5.8	
Slight risk	4.0	5.0	8.5	9.4	6.4	
Moderate risk	14.4	16.6	19.3	22.5	17.7	
Great risk	71.5	73.4	68.5	65.0	70.1	
N of Valid	2519	2474	2176	1651	8820	
N of Miss	182	95	57	39	373	

Table 127: How much do you think people risk harming themselves (physically or in other ways) if they: use non-prescription drugs to get high?

Response	6	8	10	12	Total	
No risk	10.7	5.4	4.3	3.6	6.3	
Slight risk	3.1	4.2	6.0	7.3	4.9	
Moderate risk	11.9	14.3	16.7	19.5	15.2	
Great risk	74.3	76.1	73.0	69.6	73.6	
N of Valid	2521	2475	2180	1654	8830	
N of Miss	180	94	53	36	363	

Table 128: Have you ever used smokeless tobacco (chew, snuff, plug, dipping tobacco, or chewing tobacco)?

Response	6	8	10	12	Total	
Never	95.1	87.8	80.3	74.1	85.5	
Once or Twice	3.6	6.5	8.1	11.9	7.1	
Once in a while but not regularly	0.7	2.4	4.0	4.2	2.6	
Regularly in the past	0.2	1.4	2.7	3.0	1.7	
Regularly now	0.4	2.0	4.9	6.8	3.1	
N of Valid	2570	2491	2186	1659	8906	
N of Miss	131	78	47	31	287	

Table 129: How often have you taken smokeless tobacco during the past 30 days?

Response	6	8	10	12	Total	
Not at all	98.8	95.3	90.2	88.4	93.8	
Once or twice	0.8	1.8	3.5	3.0	2.2	
Once or twice per week	0.0	0.4	1.0	1.0	0.5	
Three to five times per week	0.1	0.7	0.7	0.7	0.5	
About once a day	0.0	0.5	1.3	0.9	0.6	
More than once a day	0.2	1.4	3.4	6.0	2.4	
N of Valid	2556	2483	2184	1653	8876	
N of Miss	145	86	49	37	317	

Table 130: Have you ever smoked cigarettes?

Response	6	8	10	12	Total	
Never	93.3	82.9	68.7	55.3	77.3	
Once or Twice	5.3	10.5	15.4	17.1	11.5	
Once in a while but not regularly	0.7	3.2	7.4	13.7	5.5	
Regularly in the past	0.4	1.7	4.2	5.6	2.7	
Regularly now	0.2	1.8	4.3	8.2	3.1	
N of Valid	2556	2480	2185	1652	8873	
N of Miss	145	89	48	38	320	

Table 131: How frequently have you smoked cigarettes during the past 30 days?

Response	6	8	10	12	Total	
Not at all	98.9	94.8	87.9	79.9	91.5	
Less than one cigarette per day	0.9	2.9	6.5	9.4	4.4	
One to five cigarettes per day	0.2	1.7	3.7	6.6	2.7	
About one-half pack per day	0.0	0.3	1.1	2.4	0.8	
About one pack per day	0.1	0.2	0.5	0.7	0.3	
About one and one-half packs per day	0.0	0.0	0.2	0.5	0.2	
Two packs or more per day	0.0	0.1	0.1	0.4	0.1	
N of Valid	2549	2478	2187	1652	8866	
N of Miss	152	91	46	38	327	

Table 132: Which statement best describes rules about smoking inside your home?

Response	6	8	10	12	Total	
Smoking is not allowed anywhere inside your home	72.9	72.4	73.7	76.0	73.6	
Smoking is allowed in some places and at some times	6.5	5.2	5.2	6.2	5.8	
Smoking is allowed anywhere inside the home	2.3	2.6	3.5	3.6	2.9	
There are no rules about smoking inside the home	3.3	6.4	6.6	6.4	5.6	
I don't know	15.0	13.4	11.0	7.7	12.2	
N of Valid	2530	2464	2181	1653	8828	
N of Miss	171	105	52	37	365	

Table 133: Which statement best describes rules about smoking in your family cars?







Response	6	8	10	12	Total	
Smoking is never allowed in any car	68.2	64.5	64.7	66.8	66.0	
Smoking is allowed sometimes or in some cars	9.8	10.6	11.7	12.3	11.0	
Smoking is allowed in any car anytime	3.2	4.4	5.0	5.0	4.3	
There are no rules about smoking in the car	4.7	7.8	8.4	7.8	7.1	
We do not have a family car	0.7	1.0	0.5	1.3	0.8	
I don't know	13.3	11.6	9.7	6.8	10.7	
N of Valid	2529	2468	2181	1651	8829	
N of Miss	172	101	52	39	364	

Table 134: During this school year, were you taught in any of your classes about the dangers of tobacco use?






Response	6	8	10	12	Total	
Strongly agree	47.2	34.5	18.5	13.6	30.2	
Agree	24.8	33.8	32.4	27.5	29.7	
Disagree	5.9	7.7	16.3	17.9	11.3	
Strongly disagree	4.8	7.2	14.0	24.0	11.4	
I don't know	17.2	16.8	18.9	17.0	17.5	
N of Valid	2459	2429	2151	1634	8673	
N of Miss	242	140	82	56	520	

Table 135: During the past 12 months, have you participated in any community activities to discourage people your age from using cigarettes, chewing tobacco, snuff, dip or cigars?






Response	6	8	10	12	Total	
Strongly agree	22.6	14.0	9.6	8.6	14.3	
Agree	16.4	17.7	15.8	14.2	16.2	
Disagree	13.0	17.6	24.5	21.6	18.8	
Strongly disagree	15.6	23.5	28.2	36.6	25.0	
I don't know	32.4	27.3	21.9	19.0	25.8	
N of Valid	2399	2414	2146	1629	8588	
N of Miss	302	155	87	61	605	

Table 136: Think back over the last two weeks. How many times have you had five or more alcoholic drinks in a row?







Response	6	8	10	12	Total	
None	98.1	92.9	85.0	75.8	89.2	
Once	0.8	3.1	6.4	9.2	4.4	
Twice	0.4	1.7	3.9	6.3	2.7	
3-5 times	0.4	1.1	2.7	5.0	2.0	
6-9 times	0.0	0.3	0.8	1.5	0.6	
10 or more times	0.2	0.8	1.3	2.1	1.0	
N of Valid	2486	2460	2170	1644	8760	
N of Miss	215	109	63	46	433	

Table 137: During the past 30 days, how many times did you ride in a car or other vehicle driven by someone who had been drinking alcohol or using drugs to get high?






Response	6	8	10	12	Total	
0 times	91.7	88.1	84.2	78.4	86.3	
1 time	4.5	5.2	6.7	9.6	6.2	
2 or 3 times	1.9	3.6	5.0	6.8	4.1	
4 or 5 times	0.7	1.1	1.7	1.4	1.2	
6 or more times	1.3	2.0	2.4	3.9	2.3	
N of Valid	2493	2446	2169	1640	8748	
N of Miss	208	123	64	50	445	

Table 138: During the past 30 days, how many times did you drive a car or other vehicle when you had been drinking alcohol or using drugs to get high?







Response	6	8	10	12	Total	
I did not drive a car in the past 30 days	53.8	56.6	35.0	16.6	42.7	
0 times	45.3	41.2	61.7	70.1	53.0	
1 time	0.3	1.0	1.4	5.4	1.8	
2 or 3 times	0.3	0.6	0.9	4.0	1.2	
4 or 5 times	0.0	0.3	0.5	1.4	0.5	
6 or more times	0.2	0.3	0.5	2.5	0.8	
N of Valid	2369	2387	2139	1634	8529	
N of Miss	332	182	94	56	664	

Table 139: If you drank alcohol (not just a sip or taste) in the past year, how did you usually get it?

Response	6	8	10	12	Total	
I did not drink alcohol in the past year	94.6	82.4	62.9	44.0	73.8	
I bought it myself with a fake ID	0.1	0.2	0.2	0.6	0.2	
I bought it myself without a fake ID	0.0	0.0	0.2	0.7	0.2	
I got it from someone I know age 21 or older	0.7	3.5	10.5	25.6	8.6	
I got it from someone I know under age 21	0.2	2.4	6.3	9.7	4.1	
I got it from my brother or sister	0.2	0.5	1.2	1.2	0.7	
I got it from home with my parents' permission	0.9	3.2	4.9	4.6	3.2	
I got it from home without my parents' permission	0.5	2.7	4.3	1.8	2.3	
I got it from another relative	0.5	1.1	2.4	1.5	1.3	
A stranger bought it for me	0.0	0.1	0.8	1.5	0.5	
I took it from a store or shop	0.1	0.1	0.1	0.1	0.1	
Other	2.3	3.8	6.2	8.6	4.9	
N of Valid	2443	2427	2131	1614	8615	
N of Miss	258	142	102	76	578	

Table 140: If you drank alcohol (not just a sip or taste) in the past year, where did you usually drink it?

Response	6	8	10	12	Total	
I did not drink alcohol in the past year	95.7	83.6	64.1	44.7	74.9	
at my home	2.0	6.0	11.7	12.2	7.4	
at someone else's home	1.2	7.0	18.6	32.7	13.0	
at an open area like a park, beach, field, back road, woods, or a street corner	0.6	1.7	3.6	6.6	2.8	
at a sporting event or concert	0.0	0.3	0.2	0.3	0.2	
at a restaurant, bar, or a nightclub	0.2	0.4	0.4	0.9	0.4	
at an empty building or a construction site	0.1	0.2	0.1	0.6	0.2	
at a hotel/motel	0.0	0.2	0.4	0.9	0.3	
in a car	0.2	0.2	0.5	0.6	0.4	
at school	0.0	0.3	0.4	0.4	0.3	
N of Valid	2424	2412	2115	1597	8548	
N of Miss	277	157	118	93	645	

Table 141: How do you feel about someone your age having one or two drinks of an alcoholic beverage nearly every day?





Response	6	8	10	12	Total	
Neither approve nor disapprove	15.9	21.5	29.0	27.7	23.0	
Somewhat disapprove	5.5	13.4	19.3	23.3	14.5	
Strongly disapprove	64.9	54.6	43.4	41.7	52.3	
Don't know or can't say	13.7	10.5	8.3	7.2	10.3	
N of Valid	2444	2430	2149	1629	8652	
N of Miss	257	139	84	61	541	

Table 142: On how many occasions have you had alcoholic beverages (beer, wine or hard liquor) to drink in your lifetime - more than just a few sips?








Response	6	8	10	12	Total	
0	91.1	74.6	52.8	34.8	66.4	
01/02/13	5.7	12.2	14.8	12.2	11.0	
03/05/13	1.6	4.0	8.7	10.3	5.7	
06/09/13	0.5	3.2	6.4	8.7	4.2	
10/19/13	0.4	2.4	6.7	11.4	4.6	
20-39	0.4	1.4	4.3	8.9	3.2	
40	0.3	2.3	6.2	13.8	4.9	
N of Valid	2481	2441	2163	1636	8721	
N of Miss	220	128	70	54	472	

Table 143: On how many occasions have you drunk one of more drinks of an alcoholic beverage during the past 30 days?








Response	6	8	10	12	Total	
0	98.5	91.2	79.9	65.3	85.6	
01/02/13	0.9	5.1	10.6	17.8	7.6	
03/05/13	0.2	1.8	4.8	8.2	3.3	
06/09/13	0.1	1.0	2.2	3.9	1.6	
10/19/13	0.2	0.6	1.6	3.1	1.2	
20-39	0.0	0.1	0.2	1.0	0.3	
40	0.0	0.2	0.6	0.8	0.4	
N of Valid	2481	2434	2154	1629	8698	
N of Miss	220	135	79	61	495	

Table 144: On how many occasions have you used marijuana (grass, pot) or hashish (hash, hash oil) in your lifetime?


Response	6	8	10	12	Total	
0	98.5	91.8	78.1	62.5	84.8	
01/02/13	0.9	3.1	5.9	8.2	4.1	
03/05/13	0.1	1.1	2.8	4.4	1.9	
06/09/13	0.1	0.7	2.6	3.9	1.6	
10/19/13	0.2	0.8	2.6	3.9	1.7	
20-39	0.0	1.0	2.2	3.4	1.5	
40	0.1	1.5	5.8	13.9	4.5	
N of Valid	2472	2430	2155	1631	8688	
N of Miss	229	139	78	59	505	

Table 145: On how many occasions have you used marijuana (grass, pot) or hashish (hash, hash oil) during the past 30 days?


Response	6	8	10	12	Total	
0	99.5	95.9	90.3	82.1	93.0	
01/02/13	0.2	1.6	3.5	5.8	2.5	
03/05/13	0.1	1.0	2.0	3.0	1.4	
06/09/13	0.0	0.5	1.7	1.7	0.9	
10/19/13	0.0	0.3	0.8	2.3	0.7	
20-39	0.0	0.2	0.7	1.3	0.5	
40	0.1	0.4	0.9	3.7	1.1	
N of Valid	2472	2438	2157	1629	8696	
N of Miss	229	131	76	61	497	

Table 146: On how many occasions have you used LSD or other psychedelics in your lifetime?


Response	6	8	10	12	Total	
0	99.8	99.1	97.9	95.0	98.3	
01/02/13	0.0	0.5	1.3	2.3	0.9	
03/05/13	0.0	0.2	0.4	1.5	0.4	
06/09/13	0.0	0.0	0.4	0.7	0.3	
10/19/13	0.0	0.1	0.0	0.3	0.1	
20-39	0.0	0.1	0.0	0.2	0.1	
40	0.0	0.0	0.0	0.0	0.0	
N of Valid	2443	2439	2157	1633	8672	
N of Miss	258	130	76	57	521	

Table 147: On how many occasions have you used LSD or other psychedelics during the past 30 days?

Response	6	8	10	12	Total	
0	100.0	99.7	99.3	99.0	99.5	
01/02/13	0.0	0.3	0.5	0.8	0.3	
03/05/13	0.0	0.0	0.1	0.2	0.1	
06/09/13	0.0	0.0	0.0	0.0	0.0	
10/19/13	0.0	0.0	0.0	0.0	0.0	
20-39	0.0	0.0	0.0	0.0	0.0	
40	0.0	0.0	0.0	0.0	0.0	
N of Valid	2442	2437	2153	1633	8665	
N of Miss	259	132	80	57	528	

Table 148: On how many occasions have you used cocaine or crack in your lifetime?

Response	6	8	10	12	Total	
0	99.5	99.2	98.3	95.9	98.4	
01/02/13	0.4	0.6	0.9	2.0	0.9	
03/05/13	0.0	0.1	0.5	1.0	0.3	
06/09/13	0.0	0.0	0.2	0.5	0.2	
10/19/13	0.1	0.0	0.1	0.4	0.1	
20-39	0.0	0.0	0.0	0.1	0.0	
40	0.0	0.1	0.0	0.1	0.0	
N of Valid	2467	2442	2155	1634	8698	
N of Miss	234	127	78	56	495	

Table 149: On how many occasions have you used cocaine or crack during the past 30 days?

Response	6	8	10	12	Total	
0	99.9	99.8	99.6	99.1	99.7	
01/02/13	0.1	0.0	0.2	0.4	0.2	
03/05/13	0.0	0.0	0.1	0.4	0.1	
06/09/13	0.0	0.0	0.0	0.1	0.0	
10/19/13	0.0	0.0	0.0	0.0	0.0	
20-39	0.0	0.0	0.0	0.0	0.0	
40	0.0	0.0	0.0	0.0	0.0	
N of Valid	2457	2439	2153	1635	8684	
N of Miss	244	130	80	55	509	

Table 150: On how many occasions have you sniffed glue, breathed the contents of an aerosol spray can, or inhaled other gases or sprays, in order to get high in your lifetime?


Response	6	8	10	12	Total	
0	97.1	92.5	92.2	90.4	93.3	
01/02/13	1.9	4.4	3.9	4.5	3.6	
03/05/13	0.4	1.1	1.4	2.1	1.2	
06/09/13	0.2	0.5	1.1	1.3	0.7	
10/19/13	0.2	0.5	0.6	1.1	0.6	
20-39	0.0	0.5	0.4	0.3	0.3	
40	0.2	0.5	0.5	0.2	0.4	
N of Valid	2465	2440	2153	1634	8692	
N of Miss	236	129	80	56	501	

Table 151: On how many occasions have you sniffed glue, breathed the contents of an aerosol spray can, or inhaled other gases or sprays, in order to get high during the past 30 days?


Response	6	8	10	12	Total	
0	98.6	97.4	97.7	97.9	97.9	
01/02/13	1.1	1.5	1.4	1.0	1.3	
03/05/13	0.1	0.7	0.5	0.6	0.4	
06/09/13	0.1	0.3	0.1	0.4	0.2	
10/19/13	0.1	0.1	0.2	0.1	0.1	
20-39	0.0	0.1	0.0	0.0	0.0	
40	0.1	0.0	0.0	0.0	0.0	
N of Valid	2458	2436	2152	1633	8679	
N of Miss	243	133	81	57	514	

Table 152: On how many occasions have you used Daztrex in your lifetime?


Response	6	8	10	12	Total	
0	100.0	100.0	100.0	100.0	100.0	
01/02/13	0.0	0.0	0.0	0.0	0.0	
03/05/13	0.0	0.0	0.0	0.0	0.0	
06/09/13	0.0	0.0	0.0	0.0	0.0	
10/19/13	0.0	0.0	0.0	0.0	0.0	
20-39	0.0	0.0	0.0	0.0	0.0	
40	0.0	0.0	0.0	0.0	0.0	
N of Valid	2423	2428	2152	1627	8630	
N of Miss	278	141	81	63	563	

Table 153: On how many occasions have you used Daztrex during the past 30 days?


Response	6	8	10	12	Total	
0	100.0	100.0	100.0	100.0	100.0	
01/02/13	0.0	0.0	0.0	0.0	0.0	
03/05/13	0.0	0.0	0.0	0.0	0.0	
06/09/13	0.0	0.0	0.0	0.0	0.0	
10/19/13	0.0	0.0	0.0	0.0	0.0	
20-39	0.0	0.0	0.0	0.0	0.0	
40	0.0	0.0	0.0	0.0	0.0	
N of Valid	2416	2427	2147	1626	8616	
N of Miss	285	142	86	64	577	

Table 154: On how many occasions have you used synthetic marijuana in your lifetime?








Response	6	8	10	12	Total	
0	99.2	97.0	90.8	81.7	93.2	
01/02/13	0.5	1.2	4.2	6.9	2.8	
03/05/13	0.1	0.7	1.7	3.5	1.3	
06/09/13	0.0	0.3	1.2	2.0	0.8	
10/19/13	0.1	0.4	0.5	2.0	0.6	
20-39	0.1	0.1	0.7	1.4	0.5	
40	0.1	0.3	1.0	2.6	0.8	
N of Valid	2440	2431	2149	1627	8647	
N of Miss	261	138	84	63	546	

Table 155: On how many occasions have you used synthetic marijuana during the past 30 days?


Response	6	8	10	12	Total	
0	99.7	98.5	97.5	96.4	98.2	
01/02/13	0.1	0.7	1.4	2.2	1.0	
03/05/13	0.1	0.3	0.6	0.6	0.4	
06/09/13	0.0	0.2	0.3	0.2	0.2	
10/19/13	0.0	0.1	0.0	0.4	0.1	
20-39	0.0	0.1	0.0	0.1	0.1	
40	0.0	0.0	0.1	0.2	0.1	
N of Valid	2439	2430	2146	1627	8642	
N of Miss	262	139	87	63	551	

Table 156: On how many occasions have you used methamphetamines (meth, speed, crank, crystal meth) in your lifetime?


Response	6	8	10	12	Total	
0	99.7	99.3	98.7	97.0	98.8	
01/02/13	0.2	0.4	0.4	1.2	0.5	
03/05/13	0.0	0.1	0.1	0.7	0.2	
06/09/13	0.0	0.2	0.1	0.5	0.2	
10/19/13	0.0	0.0	0.4	0.2	0.1	
20-39	0.0	0.0	0.0	0.1	0.0	
40	0.1	0.0	0.1	0.2	0.1	
N of Valid	2436	2430	2147	1626	8639	
N of Miss	265	139	86	64	554	

Table 157: On how many occasions have you used methamphetamines (meth, speed, crank, crystal meth) in the past 30 days?


Response	6	8	10	12	Total	
0	99.8	99.5	99.5	99.5	99.6	
01/02/13	0.1	0.3	0.3	0.2	0.2	
03/05/13	0.0	0.1	0.1	0.1	0.1	
06/09/13	0.0	0.0	0.1	0.1	0.0	
10/19/13	0.0	0.0	0.0	0.0	0.0	
20-39	0.1	0.0	0.0	0.0	0.0	
40	0.0	0.0	0.0	0.1	0.0	
N of Valid	2430	2431	2148	1627	8636	
N of Miss	271	138	85	63	557	

Table 158: On how many occasions have you used other chemical products (bath salts, plant food, etc.) in your lifetime?


Response	6	8	10	12	Total	
0	99.1	98.9	99.3	98.9	99.0	
01/02/13	0.5	0.7	0.5	0.7	0.6	
03/05/13	0.2	0.3	0.1	0.1	0.2	
06/09/13	0.1	0.0	0.0	0.2	0.1	
10/19/13	0.0	0.1	0.1	0.1	0.1	
20-39	0.0	0.0	0.0	0.0	0.0	
40	0.1	0.0	0.0	0.1	0.0	
N of Valid	2426	2431	2147	1628	8632	
N of Miss	275	138	86	62	561	

Table 159: On how many occasions have you used other chemical products (bath salts, plant food, etc.) during the past 30 days?


Response	6	8	10	12	Total	
0	99.8	99.7	99.7	99.7	99.7	
01/02/13	0.2	0.2	0.2	0.2	0.2	
03/05/13	0.0	0.1	0.0	0.1	0.1	
06/09/13	0.0	0.0	0.0	0.0	0.0	
10/19/13	0.0	0.0	0.0	0.0	0.0	
20-39	0.0	0.0	0.0	0.0	0.0	
40	0.0	0.0	0.0	0.1	0.0	
N of Valid	2425	2430	2146	1628	8629	
N of Miss	276	139	87	62	564	

Table 160: On how many occasions have you used heroin or other opiates in your lifetime?


Response	6	8	10	12	Total	
0	99.9	99.4	98.7	97.5	99.0	
01/02/13	0.1	0.5	0.7	0.9	0.5	
03/05/13	0.0	0.0	0.2	0.8	0.2	
06/09/13	0.0	0.0	0.1	0.1	0.1	
10/19/13	0.0	0.0	0.1	0.2	0.1	
20-39	0.0	0.0	0.1	0.1	0.0	
40	0.0	0.0	0.1	0.5	0.1	
N of Valid	2420	2431	2149	1625	8625	
N of Miss	281	138	84	65	568	

Table 161: On how many occasions have you used heroin or other opiates during the past 30 days?


Response	6	8	10	12	Total	
0	100.0	99.8	99.5	99.1	99.6	
01/02/13	0.0	0.1	0.2	0.4	0.2	
03/05/13	0.0	0.0	0.1	0.2	0.1	
06/09/13	0.0	0.0	0.0	0.2	0.0	
10/19/13	0.0	0.0	0.0	0.1	0.0	
20-39	0.0	0.0	0.0	0.1	0.0	
40	0.0	0.0	0.0	0.0	0.0	
N of Valid	2415	2426	2148	1625	8614	
N of Miss	286	143	85	65	579	

Table 162: On how many occasions have you used MDMA ('X', 'E', or ecstasy) in your lifetime?


Response	6	8	10	12	Total	
0	99.8	99.3	97.7	94.7	98.2	
01/02/13	0.1	0.4	1.2	2.2	0.8	
03/05/13	0.0	0.2	0.3	1.5	0.5	
06/09/13	0.0	0.1	0.4	0.6	0.2	
10/19/13	0.0	0.0	0.1	0.7	0.2	
20-39	0.0	0.0	0.1	0.1	0.0	
40	0.0	0.0	0.2	0.2	0.1	
N of Valid	2408	2428	2146	1627	8609	
N of Miss	293	141	87	63	584	

Table 163: On how many occasions have you used MDMA ('X', 'E', or ecstasy) during the past 30 days?


Response	6	8	10	12	Total	
0	99.8	99.6	99.3	98.7	99.4	
01/02/13	0.1	0.3	0.5	0.7	0.4	
03/05/13	0.0	0.0	0.2	0.2	0.1	
06/09/13	0.0	0.0	0.0	0.2	0.1	
10/19/13	0.0	0.0	0.0	0.1	0.0	
20-39	0.0	0.0	0.0	0.0	0.0	
40	0.0	0.0	0.0	0.1	0.0	
N of Valid	2406	2423	2146	1620	8595	
N of Miss	295	146	87	70	598	

Table 164: On how many occasions have you taken prescription drugs (such as Valium, Xanax, Ritalin, Adderall, OxyContin, Darvocet, or sleeping pills) not prescribed to you in your lifetime?








Response	6	8	10	12	Total	
0	98.3	95.1	89.5	80.9	92.0	
01/02/13	1.0	2.4	4.0	4.9	2.9	
03/05/13	0.2	1.0	2.0	4.4	1.7	
06/09/13	0.2	0.6	1.4	2.8	1.1	
10/19/13	0.1	0.3	1.0	2.0	0.8	
20-39	0.0	0.3	0.4	1.4	0.5	
40	0.2	0.3	1.6	3.5	1.2	
N of Valid	2434	2423	2144	1624	8625	
N of Miss	267	146	89	66	568	

Table 165: On how many occasions have you taken prescription drugs (such as Valium, Xanax, Ritalin, Adderall, OxyContin, Darvocet, or sleeping pills) not prescribed to you during the past 30 days?








Response	6	8	10	12	Total	
0	99.3	97.8	95.2	90.6	96.2	
01/02/13	0.4	1.5	2.8	5.0	2.2	
03/05/13	0.1	0.3	1.0	2.2	0.8	
06/09/13	0.0	0.2	0.4	1.0	0.4	
10/19/13	0.0	0.2	0.4	0.9	0.3	
20-39	0.0	0.0	0.0	0.1	0.0	
40	0.2	0.0	0.2	0.2	0.1	
N of Valid	2429	2424	2144	1625	8622	
N of Miss	272	145	89	65	571	

Table 166: On how many occasions have you taken non-prescription medicines such as diet pills (for example, Dietac, Dexatrim or Prolamine), stay-awake pills (for example No-Doz, Vivarin, or Wake), or cough or cold medicines (robos, DXM, etc.) to get high in your lifetime?








Response	6	8	10	12	Total	
0	99.2	97.5	95.7	92.3	96.6	
01/02/13	0.4	1.0	1.1	2.8	1.2	
03/05/13	0.2	0.7	1.3	1.8	0.9	
06/09/13	0.0	0.3	0.9	0.9	0.5	
10/19/13	0.0	0.3	0.4	0.7	0.3	
20-39	0.1	0.0	0.1	0.6	0.2	
40	0.0	0.1	0.6	0.8	0.3	
N of Valid	2433	2426	2141	1624	8624	
N of Miss	268	143	92	66	569	

Table 167: On how many occasions have you taken non-prescription medicines such as diet pills (for example, Dietac, Dexatrim or Prolamine), stay-awake pills (for example No-Doz, Vivarin, or Wake), or cough or cold medicines (robos, DXM, etc.) to get high during the past 30 days?








Response	6	8	10	12	Total	
0	99.5	98.6	98.3	96.9	98.5	
01/02/13	0.4	0.7	1.3	1.8	1.0	
03/05/13	0.0	0.5	0.1	0.7	0.3	
06/09/13	0.0	0.1	0.1	0.1	0.1	
10/19/13	0.0	0.0	0.1	0.4	0.1	
20-39	0.0	0.0	0.0	0.0	0.0	
40	0.0	0.0	0.0	0.1	0.1	
N of Valid	2427	2420	2143	1617	8607	
N of Miss	274	149	90	73	586	

Table 168: On how many occasions have you been drunk or very high from drinking alcoholic beverages during the past 30 days?








Response	6	8	10	12	Total	
0	99.3	95.1	87.3	77.6	91.1	
01/02/13	0.4	2.8	7.2	10.7	4.7	
03/05/13	0.1	1.1	3.0	5.8	2.2	
06/09/13	0.1	0.4	1.2	2.3	0.9	
10/19/13	0.0	0.3	0.6	2.4	0.7	
20-39	0.0	0.1	0.3	0.6	0.2	
40	0.1	0.3	0.4	0.6	0.3	
N of Valid	2431	2414	2123	1612	8580	
N of Miss	270	155	110	78	613	

Table 169: On how many occasions have you drunk flavored alcoholic beverages, sometimes called 'alcopops' (like Mike's Hard Lemonade, Smirnoff Ice, Bacardi Breezers, etc.) in your lifetime?








Response	6	8	10	12	Total	
0	96.1	83.7	67.9	53.7	77.6	
01/02/13	2.4	8.1	10.4	9.9	7.4	
03/05/13	0.9	3.3	7.1	10.3	4.9	
06/09/13	0.2	1.4	4.8	7.5	3.1	
10/19/13	0.1	1.7	4.3	6.8	2.9	
20-39	0.2	0.7	2.1	4.3	1.6	
40	0.2	1.2	3.5	7.5	2.6	
N of Valid	2433	2420	2140	1624	8617	
N of Miss	268	149	93	66	576	

Table 170: On how many occasions have you drunk flavored alcoholic beverages, sometimes called 'alcopops' (like Mike's Hard Lemonade, Smirnoff Ice, Bacardi Breezers, etc.) during the past 30 days?








Response	6	8	10	12	Total	
0	98.9	93.6	86.1	78.9	90.5	
01/02/13	0.7	4.3	8.3	12.1	5.7	
03/05/13	0.2	1.0	3.3	4.4	2.0	
06/09/13	0.0	0.4	1.4	2.0	0.8	
10/19/13	0.1	0.4	0.6	1.2	0.5	
20-39	0.0	0.1	0.2	0.7	0.2	
40	0.0	0.2	0.2	0.6	0.2	
N of Valid	2430	2423	2146	1624	8623	
N of Miss	271	146	87	66	570	

Table 171: If you used prescription drugs or over the counter drugs without a doctor telling you to use it or for the purpose of getting high, where did you get these drugs?












Response	6	8	10	12	Total	
I did not use prescription drugs or over the counter drugs to get high.	99.0	96.4	92.2	85.9	94.1	
I bought it or took it from a store or shop.	0.2	0.1	0.6	1.0	0.4	
I got it from my parents with permission.	0.3	0.5	0.8	0.6	0.5	
I got it from home without permission.	0.1	0.9	1.3	1.3	0.9	
I got it from a relative with permission.	0.0	0.2	0.6	0.8	0.4	
I got it from a relative without permission.	0.0	0.3	0.4	0.4	0.2	
I got it from a friends home with permission.	0.0	0.2	0.3	1.7	0.5	
I got it from a friends home without permission.	0.0	0.1	0.2	0.3	0.1	
I got it from a friend while at school.	0.0	0.3	0.9	1.4	0.6	
I got it from a friend while at a party.	0.2	0.4	0.8	0.9	0.5	
I got it from a friend, elsewhere	0.3	0.5	2.0	5.9	1.8	
N of Valid	2331	2365	2122	1594	8412	
N of Miss	370	204	111	96	781	

Table 172: During the last month, about how many marijuana cigarettes, or the equivalent, did you smoke a day, on the average?


Response	6	8	10	12	Total	
None	98.9	94.8	89.2	82.6	92.3	
Less than 1 a day	0.5	1.7	4.2	8.5	3.3	
1 a day	0.2	1.1	1.7	1.6	1.1	
2-3 a day	0.2	1.2	2.6	3.9	1.8	
4-6 a day	0.2	0.6	0.9	1.7	0.8	
7-10 a day	0.0	0.3	0.5	0.8	0.4	
11 or more a day	0.1	0.3	0.8	0.9	0.5	
N of Valid	2370	2388	2135	1608	8501	
N of Miss	331	181	98	82	692	

Table 173: How wrong do your friends feel it would be for YOU to: drink alcohol?


Response	6	8	10	12	Total	
Very wrong	83.8	63.6	44.9	34.4	59.0	
Wrong	10.5	18.7	22.8	25.0	18.7	
A little bit wrong	3.9	10.4	19.1	23.6	13.3	
Not wrong at all	1.9	7.2	13.1	17.0	9.0	
N of Valid	2373	2386	2128	1605	8492	
N of Miss	328	183	105	85	701	

Table 174: How wrong do your friends feel it would be for YOU to: smoke tobacco?


Response	6	8	10	12	Total	
Very wrong	88.1	71.4	54.7	37.7	65.5	
Wrong	8.3	15.7	20.6	21.1	15.9	
A little bit wrong	2.1	7.0	12.6	18.7	9.3	
Not wrong at all	1.5	5.9	12.1	22.5	9.3	
N of Valid	2368	2386	2127	1603	8484	
N of Miss	333	183	106	87	709	

Table 175: How wrong do your friends feel it would be for YOU to: smoke marijuana?





Response	6	8	10	12	Total	
Very wrong	92.9	74.9	55.8	41.4	68.8	
Wrong	4.1	11.4	15.9	14.8	11.1	
A little bit wrong	1.6	6.1	12.8	18.7	8.9	
Not wrong at all	1.4	7.6	15.5	25.2	11.2	
N of Valid	2365	2386	2128	1606	8485	
N of Miss	336	183	105	84	708	

Table 176: How wrong do your friends feel it would be for YOU to: use prescription drugs not prescribed to you





Response	6	8	10	12	Total	
Very wrong	90.7	78.9	66.4	56.8	74.9	
Wrong	6.5	12.5	18.8	20.8	14.0	
A little bit wrong	1.6	4.9	8.5	14.0	6.6	
Not wrong at all	1.2	3.7	6.3	8.4	4.5	
N of Valid	2367	2387	2126	1603	8483	
N of Miss	334	182	107	87	710	

Table 177: How wrong would most adults (over 21) in your neighborhood think it is for kids your age: to use marijuana?





Response	6	8	10	12	Total	
Very wrong	91.7	81.5	69.6	64.0	78.0	
Wrong	5.7	11.0	18.1	19.5	12.9	
A little bit wrong	1.6	4.7	7.8	10.3	5.7	
Not wrong at all	1.1	2.8	4.5	6.1	3.4	
N of Valid	2350	2377	2132	1602	8461	
N of Miss	351	192	101	88	732	

Table 178: How wrong would most adults (over 21) in your neighborhood think it is for kids your age: to drink alcohol?


Response	6	8	10	12	Total	
Very wrong	86.5	72.8	57.1	50.1	68.3	
Wrong	8.0	14.7	22.1	22.3	16.2	
A little bit wrong	3.6	8.5	14.6	18.9	10.6	
Not wrong at all	1.9	4.0	6.2	8.6	4.9	
N of Valid	2344	2372	2126	1600	8442	
N of Miss	357	197	107	90	751	

Table 179: How wrong would most adults (over 21) in your neighborhood think it is for kids your age: to smoke cigarettes?


Response	6	8	10	12	Total	
Very wrong	86.1	75.3	62.3	52.3	70.7	
Wrong	9.0	14.2	20.2	22.9	15.9	
A little bit wrong	2.8	6.2	11.2	14.4	8.1	
Not wrong at all	2.1	4.3	6.2	10.5	5.3	
N of Valid	2342	2372	2130	1598	8442	
N of Miss	359	197	103	92	751	

Table 180: How much do each of the following statements describe your neighborhood? crime and/or drug selling


Response	6	8	10	12	Total	
NO!	81.3	73.0	66.4	65.1	72.1	
no	12.0	18.1	21.3	22.9	18.1	
yes	4.7	6.2	9.6	9.3	7.2	
YES!	2.0	2.7	2.7	2.8	2.5	
N of Valid	2311	2368	2115	1597	8391	
N of Miss	390	201	118	93	802	

Table 181: How much do each of the following statements describe your neighborhood? fights





Response	6	8	10	12	Total	
NO!	70.0	66.0	62.3	64.9	66.0	
no	16.8	20.5	25.2	24.9	21.5	
yes	9.5	9.6	9.9	8.2	9.4	
YES!	3.7	3.9	2.5	2.0	3.2	
N of Valid	2307	2365	2112	1595	8379	
N of Miss	394	204	121	95	814	

Table 182: How much do each of the following statements describe your neighborhood? lots of empty or abandoned buildings





Response	6	8	10	12	Total	
NO!	75.4	69.7	67.0	69.2	70.5	
no	16.6	22.6	25.6	24.5	22.1	
yes	6.4	5.9	5.6	4.5	5.7	
YES!	1.6	1.8	1.8	1.8	1.7	
N of Valid	2304	2366	2114	1592	8376	
N of Miss	397	203	119	98	817	

Table 183: How much do each of the following statements describe your neighborhood? lots of graffiti





Response	6	8	10	12	Total	
NO!	84.0	78.1	74.6	75.3	78.3	
no	12.0	18.5	23.1	22.1	18.6	
yes	2.6	2.1	1.8	1.6	2.0	
YES!	1.5	1.4	0.5	0.9	1.1	
N of Valid	2263	2353	2106	1590	8312	
N of Miss	438	216	127	100	881	

Table 184: I feel safe in my neighborhood.


Response	6	8	10	12	Total	
NO!	8.1	6.7	5.4	4.0	6.3	
no	6.6	7.6	8.2	6.8	7.3	
yes	26.3	34.3	36.7	34.6	32.7	
YES!	59.0	51.4	49.7	54.6	53.7	
N of Valid	2310	2354	2111	1585	8360	
N of Miss	391	215	122	105	833	

Table 185: If a kid smoked marijuana in your neighborhood would he or she be caught by the police?


Response	6	8	10	12	Total	
NO!	10.9	17.8	20.6	23.3	17.7	
no	16.4	30.8	44.4	50.7	34.1	
yes	30.7	27.9	21.5	17.9	25.1	
YES!	41.9	23.6	13.6	8.1	23.1	
N of Valid	2275	2330	2102	1578	8285	
N of Miss	426	239	131	112	908	

Table 186: If a kid drank some beer, wine or hard liquor (for example, vodka, whiskey, or gin) in your neighborhood would he or she be caught by the police?

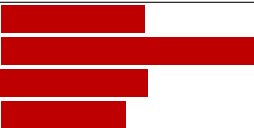
Response	6	8	10	12	Total	
NO!	12.0	20.5	26.1	28.8	21.2	
no	22.2	38.4	48.2	52.4	39.1	
yes	31.0	23.2	16.4	13.2	21.7	
YES!	34.8	18.0	9.3	5.6	18.0	
N of Valid	2268	2323	2102	1581	8274	
N of Miss	433	246	131	109	919	

Table 187: If a kid carried a handgun in your neighborhood would he or she be caught by the police?





Response	6	8	10	12	Total	
NO!	10.8	16.7	17.3	20.9	16.0	
no	15.3	26.7	34.0	36.9	27.4	
yes	27.9	26.9	27.5	25.4	27.1	
YES!	46.0	29.7	21.1	16.8	29.5	
N of Valid	2255	2318	2100	1577	8250	
N of Miss	446	251	133	113	943	

Table 188: If you wanted to get some cigarettes, how easy would it be for you to get some?





Response	6	8	10	12	Total	
Very hard	76.4	54.5	32.0	12.4	46.5	
Sort of hard	9.3	14.4	15.3	9.0	12.2	
Sort of easy	6.7	16.6	22.0	18.6	15.7	
Very easy	7.6	14.5	30.7	60.0	25.6	
N of Valid	2189	2310	2098	1575	8172	
N of Miss	512	259	135	115	1021	

Table 189: If you wanted to get some beer, wine or hard liquor (for example, vodka, whiskey, or gin), how easy would it be for you to get some?





Response	6	8	10	12	Total	
Very hard	75.6	49.0	26.7	12.6	43.4	
Sort of hard	9.8	15.7	14.9	11.4	13.1	
Sort of easy	7.5	17.0	24.1	29.1	18.6	
Very easy	7.2	18.3	34.3	46.8	25.0	
N of Valid	2187	2306	2095	1576	8164	
N of Miss	514	263	138	114	1029	

Table 190: If you wanted to get a drug like cocaine, LSD, or amphetamines, how easy would it be for you to get some?

Response	6	8	10	12	Total	
Very hard	92.7	82.1	66.8	50.4	74.9	
Sort of hard	3.8	10.7	18.2	25.8	13.7	
Sort of easy	1.6	3.4	8.7	12.5	6.0	
Very easy	2.0	3.8	6.3	11.3	5.4	
N of Valid	2178	2298	2097	1572	8145	
N of Miss	523	271	136	118	1048	

Table 191: If you wanted to get a handgun, how easy would it be for you to get one?

Response	6	8	10	12	Total	
Very hard	74.8	62.1	52.5	43.7	59.5	
Sort of hard	11.1	14.5	16.5	20.8	15.3	
Sort of easy	6.7	10.4	13.9	13.9	11.0	
Very easy	7.4	13.0	17.2	21.6	14.3	
N of Valid	2179	2298	2091	1573	8141	
N of Miss	522	271	142	117	1052	

Table 192: If you wanted to get some marijuana, how easy would it be for you to get some?

Response	6	8	10	12	Total	
Very hard	90.9	71.0	43.1	23.6	59.9	
Sort of hard	3.5	8.7	11.3	10.6	8.4	
Sort of easy	2.5	8.6	16.1	18.0	10.7	
Very easy	3.1	11.7	29.5	47.8	21.0	
N of Valid	2161	2287	2084	1569	8101	
N of Miss	540	282	149	121	1092	

Table 193: If you wanted to get prescription drugs for the purpose of getting high, how easy would it be for you to get some?





Response	6	8	10	12	Total	
Very hard	84.1	65.3	44.8	29.1	58.0	
Sort of hard	6.4	10.9	15.5	18.1	12.3	
Sort of easy	4.2	10.2	17.4	21.4	12.6	
Very easy	5.3	13.7	22.2	31.4	17.1	
N of Valid	2167	2285	2086	1572	8110	
N of Miss	534	284	147	118	1083	

Table 194: If you wanted to get synthetic marijuana such as K2 or chemical products such as bath salts to get high, how easy would it be for you to get some?





Response	6	8	10	12	Total	
Very hard	92.0	80.9	59.7	39.3	70.3	
Sort of hard	3.1	7.9	14.4	17.1	10.1	
Sort of easy	2.2	5.0	11.2	17.3	8.2	
Very easy	2.7	6.2	14.7	26.2	11.3	
N of Valid	2161	2290	2088	1571	8110	
N of Miss	540	279	145	119	1083	

Table 195: If you wanted to get steroids to enhance athletic performance, how easy would it be for you to get some?





Response	6	8	10	12	Total	
Very hard	88.1	80.3	64.9	49.0	72.4	
Sort of hard	6.7	10.0	16.7	22.0	13.2	
Sort of easy	2.3	5.5	9.4	13.2	7.1	
Very easy	2.9	4.1	9.0	15.7	7.3	
N of Valid	2155	2290	2087	1570	8102	
N of Miss	546	279	146	120	1091	

Table 196: During the past 12 months, have you participated in any alcohol prevention programs or seen any alcohol prevention messages in your school or community? Yes, a school-based program focused on preventing underage drinking and/or drinking and driving.



Response	6	8	10	12	Total	
No	62.3	69.8	75.9	77.6	70.5	
Yes	37.7	30.2	24.1	22.4	29.5	
N of Valid	2701	2569	2233	1690	9193	
N of Miss	0	0	0	0	0	

Table 197: During the past 12 months, have you participated in any alcohol prevention programs or seen any alcohol prevention messages in your school or community? Yes, a community-based program focused on preventing underage drinking and/or drinking and driving (for example, through your church or temple or through youth groups like Boys and Girls Club or 4-H).



Response	6	8	10	12	Total	
No	86.3	91.8	93.0	95.6	91.2	
Yes	13.7	8.2	7.0	4.4	8.8	
N of Valid	2701	2569	2233	1690	9193	
N of Miss	0	0	0	0	0	

Table 198: During the past 12 months, have you participated in any alcohol prevention programs or seen any alcohol prevention messages in your school or community? Yes, a media campaign addressing underage drinking and/or drinking and driving (for example, newspaper ads, posters, pamphlets, radio, TV).



Response	6	8	10	12	Total	
No	84.7	89.1	89.8	91.2	88.4	
Yes	15.3	10.9	10.2	8.8	11.6	
N of Valid	2701	2569	2233	1690	9193	
N of Miss	0	0	0	0	0	

Table 199: During the past 12 months, have you participated in any alcohol prevention programs or seen any alcohol prevention messages in your school or community? No



Response	6	8	10	12	Total	
No	63.2	49.3	39.8	37.4	48.9	
Yes	36.8	50.7	60.2	62.6	51.1	
N of Valid	2701	2569	2233	1690	9193	
N of Miss	0	0	0	0	0	

Table 200: How wrong do your parents feel it would be for YOU to: drink beer, wine or hard liquor (for example, vodka, whiskey or gin) regularly?





Response	6	8	10	12	Total	
Very wrong	93.5	85.4	77.0	73.3	83.2	
Wrong	4.4	8.5	14.3	17.2	10.5	
A little bit wrong	1.5	4.0	6.4	5.9	4.3	
Not wrong at all	0.7	2.1	2.3	3.7	2.0	
N of Valid	2274	2319	2091	1572	8256	
N of Miss	427	250	142	118	937	

Table 201: How wrong do your parents feel it would be for YOU to: smoke tobacco?





Response	6	8	10	12	Total	
Very wrong	95.8	90.5	82.2	71.4	86.2	
Wrong	3.1	5.8	11.1	15.7	8.3	
A little bit wrong	0.7	2.2	3.9	8.2	3.3	
Not wrong at all	0.4	1.5	2.8	4.7	2.1	
N of Valid	2275	2317	2090	1570	8252	
N of Miss	426	252	143	120	941	

Table 202: How wrong do your parents feel it would be for YOU to: smoke marijuana?





Response	6	8	10	12	Total	
Very wrong	98.0	92.1	84.8	78.8	89.3	
Wrong	1.2	3.8	7.9	9.5	5.2	
A little bit wrong	0.4	2.1	4.2	6.6	3.0	
Not wrong at all	0.4	2.0	3.1	5.1	2.4	
N of Valid	2266	2299	2089	1569	8223	
N of Miss	435	270	144	121	970	

Table 203: How wrong do your parents feel it would be for YOU to: use prescription drugs not prescribed to you?


Response	6	8	10	12	Total	
Very wrong	96.9	92.8	88.9	86.1	91.7	
Wrong	2.1	4.6	7.1	9.4	5.5	
A little bit wrong	0.6	1.4	2.4	2.9	1.7	
Not wrong at all	0.4	1.2	1.5	1.5	1.1	
N of Valid	2268	2307	2088	1571	8234	
N of Miss	433	262	145	119	959	

Table 204: How wrong do your parents feel it would be for YOU to: steal something worth more than \$5?


Response	6	8	10	12	Total	
Very wrong	89.9	84.7	84.4	86.7	86.4	
Wrong	7.9	11.8	12.1	9.6	10.4	
A little bit wrong	1.5	2.3	2.5	2.6	2.2	
Not wrong at all	0.7	1.2	1.0	1.1	1.0	
N of Valid	2268	2310	2091	1569	8238	
N of Miss	433	259	142	121	955	

Table 205: How wrong do your parents feel it would be for YOU to: draw graffiti, write things, or draw pictures on buildings or other property (without the owner's permission)?


Response	6	8	10	12	Total	
Very wrong	92.4	87.0	84.5	84.9	87.5	
Wrong	5.5	9.1	11.3	10.8	9.0	
A little bit wrong	1.4	2.0	3.2	2.4	2.2	
Not wrong at all	0.7	1.9	1.0	1.8	1.3	
N of Valid	2270	2312	2090	1570	8242	
N of Miss	431	257	143	120	951	

Table 206: How wrong do your parents feel it would be for YOU to: pick a fight with someone?





Response	6	8	10	12	Total	
Very wrong	78.0	63.4	60.6	61.7	66.4	
Wrong	14.2	22.8	21.8	22.6	20.2	
A little bit wrong	6.0	10.5	14.7	12.2	10.7	
Not wrong at all	1.7	3.3	2.9	3.5	2.8	
N of Valid	2268	2312	2089	1568	8237	
N of Miss	433	257	144	122	956	

Table 207: During the past 12 months, have you talked with at least one of your parents about the dangers of underage drinking and/or drinking and driving? By parents, we mean either your biological parents, adoptive parents, stepparents, or adult guardians - whether or not they live with you.



Response	6	8	10	12	Total	
No	47.0	52.7	51.6	50.1	50.4	
Yes	53.0	47.3	48.4	49.9	49.6	
N of Valid	2166	2239	2034	1540	7979	
N of Miss	535	330	199	150	1214	

Table 208: The rules in my family are clear.





Response	6	8	10	12	Total	
NO!	3.0	2.3	2.7	2.5	2.7	
no	4.4	6.6	7.5	7.6	6.4	
yes	22.6	31.9	39.1	40.7	32.9	
YES!	69.9	59.1	50.7	49.2	58.0	
N of Valid	2234	2302	2088	1564	8188	
N of Miss	467	267	145	126	1005	

Table 209: People in my family often insult or yell at each other.





Response	6	8	10	12	Total	
NO!	42.6	27.7	22.7	25.3	30.0	
no	33.2	40.6	43.3	43.2	39.8	
yes	17.9	22.1	23.8	22.6	21.5	
YES!	6.3	9.7	10.2	8.9	8.8	
N of Valid	2223	2300	2083	1557	8163	
N of Miss	478	269	150	133	1030	

Table 210: When I am not at home, one of my parents knows where I am and who I am with.





Response	6	8	10	12	Total	
NO!	3.6	2.5	2.6	3.7	3.1	
no	3.0	4.8	5.6	11.1	5.7	
yes	20.6	31.3	40.8	42.2	32.9	
YES!	72.8	61.5	51.0	43.0	58.3	
N of Valid	2218	2291	2085	1556	8150	
N of Miss	483	278	148	134	1043	

Table 211: We argue about the same things in my family over and over.





Response	6	8	10	12	Total	
NO!	41.4	24.2	17.7	17.3	25.9	
no	33.3	37.7	38.7	38.8	37.0	
yes	16.7	26.5	31.3	31.7	26.1	
YES!	8.6	11.6	12.3	12.2	11.1	
N of Valid	2208	2285	2079	1558	8130	
N of Miss	493	284	154	132	1063	

Table 212: If you drank some beer or wine or liquor (for example, vodka, whiskey, or gin) without your parents' permission, would you be caught by your parents?

Response	6	8	10	12	Total	
NO!	9.0	8.5	11.9	16.5	11.0	
no	4.9	17.9	31.4	41.2	22.3	
yes	10.4	20.6	25.9	22.4	19.6	
YES!	75.7	53.0	30.8	19.9	47.1	
N of Valid	2202	2277	2079	1552	8110	
N of Miss	499	292	154	138	1083	

Table 213: My family has clear rules about alcohol and drug use.

Response	6	8	10	12	Total	
NO!	4.9	3.2	3.9	3.7	4.0	
no	4.6	9.1	11.2	10.4	8.7	
yes	12.8	21.3	32.4	37.0	24.9	
YES!	77.7	66.3	52.5	48.9	62.5	
N of Valid	2200	2277	2076	1551	8104	
N of Miss	501	292	157	139	1089	

Table 214: If you carried a handgun without your parents' permission, would you be caught by your parents?

Response	6	8	10	12	Total	
NO!	6.1	5.1	7.3	7.4	6.3	
no	3.1	8.0	12.8	20.2	10.2	
yes	11.4	20.8	28.2	31.0	22.1	
YES!	79.4	66.1	51.7	41.5	61.3	
N of Valid	2194	2268	2068	1550	8080	
N of Miss	507	301	165	140	1113	

Table 215: If you skipped school would you be caught by your parents?

Response	6	8	10	12	Total	
NO!	5.1	4.5	6.1	8.5	5.8	
no	3.7	9.1	14.1	23.1	11.6	
yes	14.5	21.7	30.9	31.4	23.9	
YES!	76.7	64.7	48.9	37.0	58.6	
N of Valid	2200	2272	2063	1548	8083	
N of Miss	501	297	170	142	1110	

Table 216: My parents ask if I've gotten my homework done.

Response	6	8	10	12	Total	
NO!	3.8	4.9	7.4	10.0	6.2	
no	3.6	10.6	15.2	23.3	12.3	
yes	21.0	27.4	35.1	35.3	29.1	
YES!	71.6	57.1	42.3	31.4	52.3	
N of Valid	2192	2266	2063	1546	8067	
N of Miss	509	303	170	144	1126	

Table 217: People in my family have serious arguments.

Response	6	8	10	12	Total	
NO!	47.9	33.6	26.8	27.0	34.5	
no	30.7	40.2	45.1	42.8	39.4	
yes	12.5	15.0	17.8	19.6	15.9	
YES!	8.8	11.2	10.3	10.6	10.2	
N of Valid	2181	2265	2064	1546	8056	
N of Miss	520	304	169	144	1137	

Table 218: Would your parents know if you did not come home on time?

Response	6	8	10	12	Total	
NO!	4.0	4.4	5.0	6.1	4.8	
no	6.0	8.6	11.2	14.1	9.6	
yes	19.5	29.2	35.8	37.2	29.8	
YES!	70.5	57.8	48.0	42.6	55.9	
N of Valid	2195	2272	2065	1544	8076	
N of Miss	506	297	168	146	1117	

Table 219: Have any of your brothers or sisters ever: drunk beer, wine or hard liquor (for example, vodka, whiskey or gin)?

Response	6	8	10	12	Total	
No	79.4	60.9	46.9	39.2	58.1	
Yes	16.6	34.6	48.7	56.4	37.6	
I don't have any brothers or sisters	4.0	4.5	4.4	4.4	4.3	
N of Valid	2173	2257	2072	1548	8050	
N of Miss	528	312	161	142	1143	

Table 220: Have any of your brothers or sisters ever: smoked marijuana?

Response	6	8	10	12	Total	
No	91.7	80.0	68.3	60.5	76.4	
Yes	4.3	15.2	27.3	35.1	19.2	
I don't have any brothers or sisters	4.0	4.7	4.4	4.5	4.4	
N of Valid	2174	2254	2065	1549	8042	
N of Miss	527	315	168	141	1151	

Table 221: Have any of your brothers or sisters ever: smoked cigarettes?

Response	6	8	10	12	Total	
No	82.9	71.3	60.7	55.2	68.6	
Yes	13.1	24.1	34.9	40.3	27.0	
I don't have any brothers or sisters	4.0	4.6	4.4	4.5	4.4	
N of Valid	2173	2247	2066	1545	8031	
N of Miss	528	322	167	145	1162	

Table 222: Have any of your brothers or sisters ever: taken a handgun to school?




Response	6	8	10	12	Total	
No	95.5	94.6	93.7	93.7	94.4	
Yes	0.5	0.9	1.7	1.9	1.2	
I don't have any brothers or sisters	4.0	4.5	4.5	4.4	4.3	
N of Valid	2166	2252	2063	1546	8027	
N of Miss	535	317	170	144	1166	

Table 223: Have any of your brothers or sisters ever: been suspended or expelled from school?




Response	6	8	10	12	Total	
No	79.7	73.4	69.9	71.7	73.9	
Yes	16.2	22.1	25.8	23.9	21.8	
I don't have any brothers or sisters	4.1	4.5	4.4	4.5	4.3	
N of Valid	2172	2251	2065	1549	8037	
N of Miss	529	318	168	141	1156	

Table 224: Have you changed homes in the past year (the last 12 months)?



Response	6	8	10	12	Total	
No	74.9	76.4	78.2	80.2	77.2	
Yes	25.1	23.6	21.8	19.8	22.8	
N of Valid	2180	2267	2071	1556	8074	
N of Miss	521	302	162	134	1119	

Table 225: How many times have you changed homes since kindergarten?






Response	6	8	10	12	Total	
Never	36.8	31.8	29.3	27.9	31.8	
1 or 2 times	31.6	33.1	29.2	31.2	31.3	
3 or 4 times	18.3	18.3	20.7	20.6	19.3	
5 or 6 times	6.4	8.4	10.2	9.9	8.6	
7 or more times	6.9	8.5	10.5	10.4	8.9	
N of Valid	2173	2255	2058	1551	8037	
N of Miss	528	314	175	139	1156	

Table 226: Have you changed schools (including changing from elementary to middle and middle to high school) in the past year?



Response	6	8	10	12	Total	
No	58.3	49.3	51.7	82.4	58.8	
Yes	41.7	50.7	48.3	17.6	41.2	
N of Valid	2150	2233	2055	1548	7986	
N of Miss	551	336	178	142	1207	

Table 227: How many times have you changed schools since kindergarten (including changing from elementary to middle and middle to high school)?






Response	6	8	10	12	Total	
Never	28.9	22.0	20.8	20.9	23.3	
1 or 2 times	41.0	28.5	17.9	18.3	27.2	
3 or 4 times	19.4	30.9	34.9	32.6	29.2	
5 or 6 times	7.3	10.0	16.7	17.5	12.5	
7 or more times	3.5	8.6	9.7	10.8	7.9	
N of Valid	2155	2245	2062	1551	8013	
N of Miss	546	324	171	139	1180	

Table 228: Has anyone in your family ever had severe alcohol or drug problems?



Response	6	8	10	12	Total	
No	77.6	67.3	58.9	53.8	65.3	
Yes	22.4	32.7	41.1	46.2	34.7	
N of Valid	2151	2248	2057	1551	8007	
N of Miss	550	321	176	139	1186	

Table 229: About how many adults (over 21) have you known personally who in the past year have: used marijuana, crack, cocaine, or other drugs?






Response	6	8	10	12	Total	
0	81.5	71.8	56.8	47.5	65.8	
1	8.8	12.5	15.3	14.9	12.7	
2	5.4	6.4	9.7	11.8	8.0	
03/04/13	2.2	3.9	7.7	10.5	5.7	
5	2.1	5.4	10.5	15.2	7.7	
N of Valid	2150	2238	2053	1548	7989	
N of Miss	551	331	180	142	1204	

Table 230: About how many adults (over 21) have you known personally who in the past year have: sold or dealt drugs?






Response	6	8	10	12	Total	
0	89.8	82.4	70.7	63.7	77.7	
1	6.9	8.2	12.5	12.8	9.9	
2	1.7	4.6	6.5	9.9	5.3	
03/04/13	0.8	2.0	4.5	5.9	3.1	
5	0.8	2.8	5.7	7.8	4.0	
N of Valid	2147	2233	2049	1548	7977	
N of Miss	554	336	184	142	1216	

Table 231: About how many adults (over 21) have you known personally who in the past year have: done other things that could get them in trouble with the police, like stealing, selling stolen goods, mugging or assaulting others, etc.?






Response	6	8	10	12	Total	
0	86.2	77.5	69.0	64.0	75.0	
1	8.5	10.5	12.4	14.1	11.1	
2	3.1	5.2	7.4	7.7	5.7	
03/04/13	1.1	2.4	4.2	5.9	3.2	
5	1.2	4.3	7.1	8.3	4.9	
N of Valid	2148	2235	2052	1546	7981	
N of Miss	553	334	181	144	1212	

Table 232: About how many adults (over 21) have you known personally who in the past year have: gotten drunk or high?






Response	6	8	10	12	Total	
0	65.6	50.4	34.9	24.1	45.4	
1	18.1	19.1	17.3	15.3	17.6	
2	7.3	9.9	10.9	13.8	10.2	
03/04/13	3.4	6.4	11.0	12.8	8.0	
5	5.6	14.2	25.9	34.0	18.7	
N of Valid	2145	2233	2052	1546	7976	
N of Miss	556	336	181	144	1217	

Table 233: Have you seen or heard information about underage drinking in the past 12 months from the following sources? Radio



Response	6	8	10	12	Total	
No	59.9	55.4	56.8	54.3	56.7	
Yes	40.1	44.6	43.2	45.7	43.3	
N of Valid	2163	2243	2060	1563	8029	
N of Miss	538	326	173	127	1164	

Table 234: Have you seen or heard information about underage drinking in the past 12 months from the following sources? TV.



Response	6	8	10	12	Total	
No	34.6	31.1	28.9	27.6	30.8	
Yes	65.4	68.9	71.1	72.4	69.2	
N of Valid	2160	2235	2058	1563	8016	
N of Miss	541	334	175	127	1177	

Table 235: Have you seen or heard information about underage drinking in the past 12 months from the following sources? Print. This includes information on underage drinking you may have seen in the newspaper, on a billboard, in pamphlets, on stickers, etc.



Response	6	8	10	12	Total	
No	50.4	43.4	44.7	40.8	45.1	
Yes	49.6	56.6	55.3	59.2	54.9	
N of Valid	2150	2230	2057	1558	7995	
N of Miss	551	339	176	132	1198	

Table 236: Have you seen or heard information about underage drinking in the past 12 months from the following sources? Website or social media? (Facebook, Myspace, website, etc.)



Response	6	8	10	12	Total	
No	58.7	45.2	44.3	43.5	48.3	
Yes	41.3	54.8	55.7	56.5	51.7	
N of Valid	2151	2234	2055	1555	7995	
N of Miss	550	335	178	135	1198	

Table 237: The next questions ask about your opinions of the information you saw or heard. If you have seen or heard more than one ad, please think about your favorite ad when answering these questions. The information about underage drinking that I saw or heard was convincing.






Response	6	8	10	12	Total	
NO!	25.1	16.1	12.8	13.1	17.1	
no	7.1	12.3	20.9	23.3	15.3	
yes	17.1	29.9	36.1	36.3	29.3	
YES!	26.5	22.0	16.6	15.9	20.6	
I have not seen or heard any ads about underage drinking in the past 12 months.	24.2	19.8	13.6	11.4	17.7	
N of Valid	2093	2197	2041	1552	7883	
N of Miss	608	372	192	138	1310	

Table 238: The next questions ask about your opinions of the information you saw or heard. If you have seen or heard more than one ad, please think about your favorite ad when answering these questions. The information about underage drinking that I saw or heard grabbed my attention.






Response	6	8	10	12	Total	
NO!	21.6	15.2	11.7	12.4	15.4	
no	9.5	16.9	26.6	25.9	19.2	
yes	18.3	25.5	31.5	34.3	26.9	
YES!	26.7	23.5	16.7	16.3	21.2	
I have not seen or heard any ads about underage drinking in the past 12 months.	24.0	18.8	13.6	11.2	17.3	
N of Valid	2091	2200	2039	1553	7883	
N of Miss	610	369	194	137	1310	

Table 239: The next questions ask about your opinions of the information you saw or heard. If you have seen or heard more than one ad, please think about your favorite ad when answering these questions. The information about underage drinking that I saw or heard said something important to me.






Response	6	8	10	12	Total	
NO!	20.0	15.4	12.8	13.4	15.6	
no	8.7	18.3	26.4	28.2	19.8	
yes	17.4	22.4	29.7	31.1	24.7	
YES!	29.4	24.5	17.5	15.6	22.3	
I have not seen or heard any ads about underage drinking in the past 12 months.	24.4	19.4	13.5	11.7	17.7	
N of Valid	2085	2195	2040	1554	7874	
N of Miss	616	374	193	136	1319	

Table 240: The next questions ask about your opinions of the information you saw or heard. If you have seen or heard more than one ad, please think about your favorite ad when answering these questions. Seeing or hearing this information about underage drinking made me want to stop or decrease my drinking.










Response	6	8	10	12	Total	
NO!	21.2	16.6	15.6	17.1	17.5	
no	4.0	11.4	22.5	28.1	16.1	
yes	7.2	15.1	21.8	23.2	16.7	
YES!	24.5	25.4	20.4	17.2	22.1	
I have not seen or heard any ads about underage drinking in the past 12 months.	43.0	31.5	19.7	14.5	27.6	
N of Valid	1798	2073	1993	1533	7397	
N of Miss	903	496	240	157	1796	

Table 241: How honest were you in filling out this survey?

Response	6	8	10	12	Total	
I was very honest	87.9	83.3	81.7	81.6	83.8	
I was honest pretty much of the time	10.3	13.5	14.7	13.4	13.0	
I was honest some of the time	1.5	2.2	2.5	3.8	2.4	
I was honest once in a while	0.3	0.9	1.1	1.2	0.9	
I was not honest at all	0.0	0.0	0.0	0.0	0.0	
N of Valid	2176	2251	2059	1568	8054	
N of Miss	525	318	174	122	1139	