

A background image showing a row of students in a classroom, sitting at desks and holding yellow pencils, ready to take a test or survey. The students are out of focus, with the focus on the foreground student's hands and pencil.

2017 APNA

Arkansas Prevention Needs Assessment Survey

Region 5 Frequency Distribution Tables

Counties: Crawford, Franklin, Logan, Polk, Scott, Sebastian

Arkansas Department of Human Services,
Division of Aging, Adults and Behavioral
Health Services
And
University of Arkansas at Little Rock
MidSOUTH Center for Prevention and Training

Conducted by International Survey Associates dba Pride Surveys

Contents

1	INTRODUCTION	11
2	PERCENTAGE TABLES	15

List of Frequency Distribution Tables

1	Gender	16
2	Age	16
3	Are you Hispanic or Latino?	16
4	What is your race? Black or African American	17
5	What is your race? Asian	17
6	What is your race? American Indian	17
7	What is your race? Alaska Native	17
8	What is your race? White	18
9	What is your race? Native Hawaiian or Other Pacific Islander	18
10	What is your race? Other	18
11	What is the highest level of schooling completed by your mother or father?	19
12	Think of where you live most of the time. Which of the following people live there with you? Mother	19
13	Think of where you live most of the time. Which of the following people live there with you? Stepmother	19
14	Think of where you live most of the time. Which of the following people live there with you? Foster Mother	20
15	Think of where you live most of the time. Which of the following people live there with you? Grandmother	20
16	Think of where you live most of the time. Which of the following people live there with you? Aunt	20
17	Think of where you live most of the time. Which of the following people live there with you? Father	20
18	Think of where you live most of the time. Which of the following people live there with you? Stepfather	21
19	Think of where you live most of the time. Which of the following people live there with you? Foster Father	21
20	Think of where you live most of the time. Which of the following people live there with you? Grandfather	21
21	Think of where you live most of the time. Which of the following people live there with you? Uncle	21
22	Think of where you live most of the time. Which of the following people live there with you? Other Adults	22
23	Think of where you live most of the time. Which of the following people live there with you? Brother(s)	22
24	Think of where you live most of the time. Which of the following people live there with you? Stepbrother(s)	22
25	Think of where you live most of the time. Which of the following people live there with you? Sister(s)	22
26	Think of where you live most of the time. Which of the following people live there with you? Stepsister(s)	23

27	Think of where you live most of the time. Which of the following people live there with you? Other Children	23
28	In my school, students have lots of chances to help decide things like class activities and rules.	23
29	Teachers ask me to work on special classroom projects.	23
30	My teacher(s) notices when I am doing a good job and lets me know about it.	24
31	There are lots of chances for students in my school to get involved in sports, clubs, and other school activities outside of class.	24
32	There are lots of chances for students in my school to talk with a teacher one-on-one.	24
33	I feel safe at my school.	25
34	The school lets my parents know when I have done something well.	25
35	My teachers praise me when I work hard in school.	25
36	Are your school grades better than the grades of most students in your class?	26
37	I have lots of chances to be part of class discussions or activities.	26
38	Now thinking back over the past year in school, how often did you: enjoy being in school?	26
39	Now thinking back over the past year in school, how often did you: hate being in school?	27
40	Now thinking back over the past year in school, how often did you: try to do your best work in school?	27
41	How often do you feel that the school work you are assigned is meaningful and important?	27
42	Putting them all together, what were your grades like last year?	28
43	How important do you think the things you are learning in school are going to be for your later life?	28
44	During the LAST FOUR WEEKS how many whole days of school have you missed because you skipped or "cut"?	28
45	What are the chances you would be seen as cool if you: smoked cigarettes?	29
46	What are the chances you would be seen as cool if you: worked hard at school?	29
47	What are the chances you would be seen as cool if you: began drinking alcoholic beverages regularly, that is, at least once or twice a month?	29
48	What are the chances you would be seen as cool if you: defended someone who was being bullied?	30
49	What are the chances you would be seen as cool if you: smoked marijuana?	30
50	What are the chances you would be seen as cool if you: carried a handgun?	30
51	What are the chances you would be seen as cool if you: used e-cigarettes, e-cigars or e-hookahs (vaping)?	31

52	What are the chances you would be seen as cool if you: bullied someone or cyber bullied someone?	31
53	Think of your four best friends (the friends you feel closest to). In the past year (12 months), how many of your best friends have: participated in clubs, organizations or activities at school?	31
54	Think of your four best friends (the friends you feel closest to). In the past year (12 months), how many of your best friends have: smoked cigarettes?	32
55	Think of your four best friends (the friends you feel closest to). In the past year (12 months), how many of your best friends have: tried beer, wine or hard liquor (for example, vodka, whiskey, or gin) when their parents didn't know about it?	32
56	Think of your four best friends (the friends you feel closest to). In the past year (12 months), how many of your best friends have: used e-cigarettes, e-cigars, or e-hookahs?	32
57	Think of your four best friends (the friends you feel closest to). In the past year (12 months), how many of your best friends have: used marijuana?	33
58	Think of your four best friends (the friends you feel closest to). In the past year (12 months), how many of your best friends have: used prescription drugs or non-prescription drugs for the purpose of getting high?	33
59	Think of your four best friends (the friends you feel closest to). In the past year (12 months), how many of your best friends have: used synthetic marijuana (K2, spice) or bath salts?	33
60	Think of your four best friends (the friends you feel closest to). In the past year (12 months), how many of your best friends have: used LSD, cocaine, amphetamines, or other illegal drugs?	34
61	Think of your four best friends (the friends you feel closest to). In the past year (12 months), how many of your best friends have: been bullied?	34
62	Think of your four best friends (the friends you feel closest to). In the past year (12 months), how many of your best friends have: been suspended from school?	34
63	Think of your four best friends (the friends you feel closest to). In the past year (12 months), how many of your best friends have: carried a handgun?	35
64	Think of your four best friends (the friends you feel closest to). In the past year (12 months), how many of your best friends have: sold illegal drugs?	35
65	Think of your four best friends (the friends you feel closest to). In the past year (12 months), how many of your best friends have: regularly attended religious services?	35

66	Think of your four best friends (the friends you feel closest to). In the past year (12 months), how many of your best friends have: stolen or tried to steal a motor vehicle such as a car or motorcycle?	36
67	Think of your four best friends (the friends you feel closest to). In the past year (12 months), how many of your best friends have: been arrested?	36
68	Think of your four best friends (the friends you feel closest to). In the past year (12 months), how many of your best friends have: dropped out of school?	36
69	Think of your four best friends (the friends you feel closest to). In the past year (12 months), how many of your best friends have: been members of a gang?	37
70	How old were you when you first: smoked marijuana?	37
71	How old were you when you first: smoked a cigarette, even just a puff?	38
72	How old were you when you first: had more than a sip or two of beer, wine or hard liquor (for example, vodka, whiskey, or gin)?	38
73	How old were you when you first: began drinking alcoholic beverages regularly, that is, at least once or twice a month?	39
74	How old were you when you first: used Pegaramide (peg, Peggy)?	39
75	How old were you when you first: got suspended from school?	40
76	How old were you when you first: got arrested?	40
77	How old were you when you first: carried a handgun?	41
78	How old were you when you first: used e-cigarettes, e-cigars, or e-hookahs (vaping)?	41
79	How old were you when you first: belonged to a gang?	42
80	How old were you when you first: used prescription drugs not prescribed to you?	42
81	How wrong do you think it is for someone your age to: take a handgun to school?	43
82	How wrong do you think it is for someone your age to: steal anything?	43
83	How wrong do you think it is for someone your age to: pick a fight with someone?	43
84	How wrong do you think it is for someone your age to: attack someone with the idea of seriously hurting them?	44
85	How wrong do you think it is for someone your age to: stay away from school all day when their parents think they are at school?	44
86	How wrong do you think it is for someone your age to: drink beer, wine or hard liquor (for example, vodka, whiskey, or gin) regularly?	44
87	How wrong do you think it is for someone your age to: smoke cigarettes?	45
88	How wrong do you think it is for someone your age to: smoke marijuana?	45

89	How wrong do you think it is for someone your age to: use prescription drugs or non-prescription drugs for the purpose of getting high?	45
90	How wrong do you think it is for someone your age to: use synthetic marijuana (K2, spice) or bath salts?	46
91	How wrong do you think it is for someone your age to: use LSD, cocaine, amphetamines or another illegal drug?	46
92	How wrong do you think it is for someone your age to: use e-cigarettes, e-cigars or e-hookahs (vaping)?	46
93	At school during the past 12 months, did you receive help from the resource teacher, speech therapist or other special education teacher?	47
94	How many times in the past year (12 months) have you: been suspended from school?	47
95	How many times in the past year (12 months) have you: carried a handgun?	47
96	How many times in the past year (12 months) have you: sold illegal drugs?	48
97	How many times in the past year (12 months) have you: stolen or tried to steal a motor vehicle such as a car or motorcycle?	48
98	How many times in the past year (12 months) have you: participated in clubs, organizations or activities at school?	48
99	How many times in the past year (12 months) have you: been arrested?	49
100	How many times in the past year (12 months) have you: attacked someone with the idea of seriously hurting them?	49
101	How many times in the past year (12 months) have you: been drunk or high at school?	49
102	How many times in the past year (12 months) have you: taken a handgun to school?	50
103	How many times in the past year (12 months) have you: used e-cigarettes, e-cigars, or e-hookahs (vaping)?	50
104	Are you currently on probation, or assigned a probation officer with Juvenile Court?	50
105	Have you ever belonged to a gang?	51
106	If you have ever belonged to a gang, did that gang have a name?	51
107	You are at a party at someone's house, and one of your friends offers you a drink containing alcohol. What would you say or do?	51
108	How often do you attend religious services or activities?	52
109	I think sometimes it's okay to cheat at school.	52
110	It is important to think before you act.	52
111	Sometimes I think that life is not worth it.	53
112	At times I think I am no good at all.	53
113	All in all, I am inclined to think that I am a failure.	53
114	In the past year, have you felt depressed or sad MOST days, even if you felt okay sometimes?	54
115	It is all right to beat up people if they start the fight.	54

116	I think it is okay to take something without asking if you can get away with it.	54
117	Where do you get the most information about living a drug and alcohol free life? Parents/guardians	55
118	Where do you get the most information about living a drug and alcohol free life? Friends	55
119	Where do you get the most information about living a drug and alcohol free life? Family members	55
120	Where do you get the most information about living a drug and alcohol free life? School	56
121	Where do you get the most information about living a drug and alcohol free life? Internet	56
122	Where do you get the most information about living a drug and alcohol free life? TV	56
123	Where do you get the most information about living a drug and alcohol free life? Social media	57
124	How much do you think people risk harming themselves (physically or in other ways) if they: smoked one or more packs of cigarettes per day?	57
125	How much do you think people risk harming themselves (physically or in other ways) if they: try marijuana once or twice?	57
126	How much do you think people risk harming themselves (physically or in other ways) if they: smoke marijuana once or twice a week?	58
127	How much do you think people risk harming themselves (physically or in other ways) if they: take one or two drinks of an alcoholic beverage (beer, wine, liquor) nearly every day?	58
128	How much do you think people risk harming themselves (physically or in other ways) if they: have five or more drinks of an alcoholic beverage once or twice a weekend?	58
129	How much do you think people risk harming themselves (physically or in other ways) if they: use prescription drugs that are not prescribed to them?	59
130	How much do you think people risk harming themselves (physically or in other ways) if they: use non-prescription drugs to get high?	59
131	How much do you think people risk harming themselves (physically or in other ways) if they: use e-cigarettes, e-cigars, or e-hookahs?	59
132	Have you ever used smokeless tobacco (chew, snuff, plug, dipping tobacco, or chewing tobacco)?	60
133	How often have you used smokeless tobacco during the past 30 days?	60
134	Have you ever smoked cigarettes?	60
135	How frequently have you smoked cigarettes during the past 30 days?	61
136	Which statement best describes rules about smoking inside your home or your family cars?	61
137	Have you ever used e-cigarettes, e-cigars, or e-hookahs (vaping)?	61

138	How frequently have you used e-cigarettes, e-cigars, or e-hookahs (vaping)?	62
139	During this school year, were you taught in any of your classes about the dangers of tobacco use?	62
140	During the past 12 months, have you participated in any community activities to discourage people your age from using cigarettes, chewing tobacco, snuff, dip or cigars, e-cigarettes, e-cigars, or e-hookahs?	62
141	Think back over the last two weeks. How many times have you had five or more alcoholic drinks in a row?	63
142	During the past 30 days, how many times did you ride in a car or other vehicle driven by someone who had been drinking alcohol or using drugs to get high?	63
143	During the past 30 days, how many times did you drive a car or other vehicle when you had been drinking alcohol or using drugs to get high?	63
144	If you drank alcohol (not just a sip or taste) in the past year, where did you usually drink it?	64
145	How do you feel about someone your age having one or two drinks of an alcoholic beverage nearly every day?	64
146	On how many occasions have you had alcoholic beverages (beer, wine or hard liquor) to drink in your lifetime - more than just a few sips?	64
147	On how many occasions have you drunk one of more drinks of an alcoholic beverage during the past 30 days?	65
148	On how many occasions have you used marijuana (grass, pot) or hashish (hash, hash oil) in your lifetime?	65
149	On how many occasions have you used marijuana (grass, pot) or hashish (hash, hash oil) during the past 30 days?	65
150	On how many occasions have you used LSD or other psychedelics in your lifetime?	66
151	On how many occasions have you used LSD or other psychedelics during the past 30 days?	66
152	On how many occasions have you used cocaine or crack in your lifetime?	66
153	On how many occasions have you used cocaine or crack during the past 30 days?	67
154	On how many occasions have you sniffed glue, breathed the contents of an aerosol spray can, or inhaled other gases or sprays, in order to get high in your lifetime?	67
155	On how many occasions have you sniffed glue, breathed the contents of an aerosol spray can, or inhaled other gases or sprays, in order to get high during the past 30 days?	67
156	On how many occasions have you used Pegaramide (peg, Peggy, etc.) in your lifetime?	68

157	On how many occasions have you used Pegaramide (peg, Peggy, etc.) during the past 30 days?	68
158	On how many occasions have you used synthetic marijuana (K2, spice) in your lifetime?	68
159	On how many occasions have you used synthetic marijuana (K2, spice) during the past 30 days?	69
160	On how many occasions have you used methamphetamines (meth, speed, crank, crystal meth) in your lifetime?	69
161	On how many occasions have you used methamphetamines (meth, speed, crank, crystal meth) in the past 30 days?	69
162	On how many occasions have you used other chemical products (bath salts, plant food, etc.) in your lifetime?	70
163	On how many occasions have you used other chemical products (bath salts, plant food, etc.) during the past 30 days?	70
164	On how many occasions have you used heroin or other opiates in your lifetime?	70
165	On how many occasions have you used heroin or other opiates during the past 30 days?	71
166	On how many occasions have you used MDMA ('X', 'E', or ecstasy) in your lifetime?	71
167	On how many occasions have you used MDMA ('X', 'E', or ecstasy) during the past 30 days?	71
168	On how many occasions have you taken prescription drugs (such as Valium, Xanax, Ritalin, Adderall, OxyContin, Tramadol, or sleeping pills) not prescribed to you in your lifetime?	72
169	On how many occasions have you taken prescription drugs (such as Valium, Xanax, Ritalin, Adderall, OxyContin, Tramadol, or sleeping pills) not prescribed to you during the past 30 days?	72
170	On how many occasions have you taken non-prescription medicines such as diet pills (for example, Dietac, Dexatrim or Prolamine), stay-awake pills (for example No-Doz, Vivarin, or Wake), or cough or cold medicines (robos, DXM, etc.) to get high in your lifetime?	72
171	On how many occasions have you taken non-prescription medicines such as diet pills (for example, Dietac, Dexatrim or Prolamine), stay-awake pills (for example No-Doz, Vivarin, or Wake), or cough or cold medicines (robos, DXM, etc.) to get high during the past 30 days?	73
172	On how many occasions have you been drunk or very high from drinking alcoholic beverages during the past 30 days?	73
173	On how many occasions have you drunk flavored alcoholic beverages, sometimes called 'alcopops' (like Mike's Hard Lemonade, Smirnoff Ice, Bacardi Breezers, etc.) in your lifetime?	73
174	On how many occasions have you drunk flavored alcoholic beverages, sometimes called 'alcopops' (like Mike's Hard Lemonade, Smirnoff Ice, Bacardi Breezers, etc.) during the past 30 days?	74

175	If you smoked cigarettes (not just a puff or drag) in the past year, how did you usually get them?	74
176	If you used e-cigarettes, e-cigars, or e-hookahs (not just a puff or drag) in the past year, how did you usually get them? - I did not use e-cigarettes, e-cigars, or e-hookahs in the past year	75
177	If you used e-cigarettes, e-cigars, or e-hookahs (not just a puff or drag) in the past year, how did you usually get them? - I bought them in a store such as a convenience store, supermarket, discount store, or gas station	75
178	If you used e-cigarettes, e-cigars, or e-hookahs (not just a puff or drag) in the past year, how did you usually get them? - I got them on the Internet	75
179	If you used e-cigarettes, e-cigars, or e-hookahs (not just a puff or drag) in the past year, how did you usually get them? - I got them at a store that sells electronic cigarettes, such as a "vape shop"	75
180	If you used e-cigarettes, e-cigars, or e-hookahs (not just a puff or drag) in the past year, how did you usually get them? - I got them from a family member	76
181	If you used e-cigarettes, e-cigars, or e-hookahs (not just a puff or drag) in the past year, how did you usually get them? - I got them from a friend	76
182	If you used e-cigarettes, e-cigars, or e-hookahs (not just a puff or drag) in the past year, how did you usually get them? - A stranger got them for me	76
183	If you used e-cigarettes, e-cigars, or e-hookahs (not just a puff or drag) in the past year, how did you usually get them? - I took them from a store or shop	76
184	If you used e-cigarettes, e-cigars, or e-hookahs (not just a puff or drag) in the past year, how did you usually get them? - I got them some other way	77
185	If you used marijuana (grass, pot) (not just a puff or drag) in the past year, how did you usually get it? - I did not use marijuana (grass, pot) in the past year	77
186	If you used marijuana (grass, pot) (not just a puff or drag) in the past year, how did you usually get it? - I bought it myself	77
187	If you used marijuana (grass, pot) (not just a puff or drag) in the past year, how did you usually get it? - I got it from someone at school	77
188	If you used marijuana (grass, pot) (not just a puff or drag) in the past year, how did you usually get it? - I got it from someone with a medical marijuana card	78
189	If you used marijuana (grass, pot) (not just a puff or drag) in the past year, how did you usually get it? - I got it from my brother or sister	78

190	If you used marijuana (grass, pot) (not just a puff or drag) in the past year, how did you usually get it? - I got it from another relative	78
191	If you used marijuana (grass, pot) (not just a puff or drag) in the past year, how did you usually get it? - Other	78
192	If you drank alcohol (not just a sip or taste) in the past year, how did you usually get it?	79
193	If you used prescription drugs or over the counter drugs without a doctor telling you to use it or for the purpose of getting high, where did you get these drugs? - Did not use	79
194	If you used prescription drugs or over the counter drugs without a doctor telling you to use it or for the purpose of getting high, where did you get these drugs? - Bought or took from store or shop	80
195	If you used prescription drugs or over the counter drugs without a doctor telling you to use it or for the purpose of getting high, where did you get these drugs? - Got from parents with permission	80
196	If you used prescription drugs or over the counter drugs without a doctor telling you to use it or for the purpose of getting high, where did you get these drugs? - Got from home without permission	80
197	If you used prescription drugs or over the counter drugs without a doctor telling you to use it or for the purpose of getting high, where did you get these drugs? - Got from relative with permission	80
198	If you used prescription drugs or over the counter drugs without a doctor telling you to use it or for the purpose of getting high, where did you get these drugs? - Got from relative without permission	81
199	If you used prescription drugs or over the counter drugs without a doctor telling you to use it or for the purpose of getting high, where did you get these drugs? - Got from friend's home with permission	81
200	If you used prescription drugs or over the counter drugs without a doctor telling you to use it or for the purpose of getting high, where did you get these drugs? - Got from friend's home without permission	81
201	If you used prescription drugs or over the counter drugs without a doctor telling you to use it or for the purpose of getting high, where did you get these drugs? - Got from friend at school	81
202	If you used prescription drugs or over the counter drugs without a doctor telling you to use it or for the purpose of getting high, where did you get these drugs? - Got from friend at party	82
203	If you used prescription drugs or over the counter drugs without a doctor telling you to use it or for the purpose of getting high, where did you get these drugs? - Got from friend, elsewhere	82
204	If you used prescription drugs or over the counter drugs without a doctor telling you to use it or for the purpose of getting high, where did you get these drugs? - Got from internet sale	82
205	During the last month, about how many marijuana cigarettes, or the equivalent, did you smoke a day, on the average?	83

206	How wrong do your friends feel it would be for YOU to: have one or two drinks of an alcoholic beverage nearly every day?	83
207	How wrong do your friends feel it would be for YOU to: smoke tobacco?	83
208	How wrong do your friends feel it would be for YOU to: smoke marijuana?	84
209	How wrong do your friends feel it would be for YOU to: use prescription drugs not prescribed to you?	84
210	How wrong would most adults (over 21) in your neighborhood think it is for kids your age: to use marijuana?	84
211	How wrong would most adults (over 21) in your neighborhood think it is for kids your age: to drink alcohol?	85
212	How wrong would most adults (over 21) in your neighborhood think it is for kids your age: to smoke cigarettes?	85
213	How much do each of the following statements describe your neighborhood? crime and/or drug selling	85
214	How much do each of the following statements describe your neighborhood? fights	86
215	How much do each of the following statements describe your neighborhood? lots of empty or abandoned buildings	86
216	How much do each of the following statements describe your neighborhood? lots of graffiti	86
217	I feel safe in my neighborhood.	87
218	If a kid smoked marijuana in your neighborhood would he or she be caught by the police?	87
219	If a kid drank some beer, wine or hard liquor (for example, vodka, whiskey, or gin) in your neighborhood would he or she be caught by the police?	87
220	If a kid carried a handgun in your neighborhood would he or she be caught by the police?	88
221	If you wanted to get some cigarettes, how easy would it be for you to get some?	88
222	If you wanted to get some beer, wine or hard liquor (for example, vodka, whiskey, or gin), how easy would it be for you to get some?	88
223	If you wanted to get a drug like cocaine, LSD, or amphetamines, how easy would it be for you to get some?	89
224	If you wanted to get a handgun, how easy would it be for you to get one?	89
225	If you wanted to get some marijuana, how easy would it be for you to get some?	89
226	If you wanted to get prescription drugs for the purpose of getting high, how easy would it be for you to get some?	90
227	If you wanted to get synthetic marijuana such as K2 or chemical products such as bath salts to get high, how easy would it be for you to get some?	90

228	If you wanted to get steroids to use or to enhance athletic performance, how easy would it be for you to get some?	90
229	If you wanted to get e-cigarettes, e-cigars, or e-hookahs, how easy would it be for you to get some?	91
230	During the past 12 months, have you participated in any alcohol prevention programs or seen any alcohol prevention messages in your school or community? Yes, a school-based program focused on preventing underage drinking and/or drinking and driving.	91
231	During the past 12 months, have you participated in any alcohol prevention programs or seen any alcohol prevention messages in your school or community? Yes, a community-based program focused on preventing underage drinking and/or drinking and driving (for example, through your church or temple or through youth groups like Boys and Girls Club or 4-H).	91
232	During the past 12 months, have you participated in any alcohol prevention programs or seen any alcohol prevention messages in your school or community? Yes, a media campaign addressing underage drinking and/or drinking and driving (for example, newspaper ads, posters, pamphlets, radio, TV).	92
233	During the past 12 months, have you participated in any alcohol prevention programs or seen any alcohol prevention messages in your school or community? No	92
234	How wrong do your parents feel it would be for YOU to: have one or two drinks of an alcoholic beverage nearly every day?	92
235	How wrong do your parents feel it would be for YOU to: smoke tobacco?	92
236	How wrong do your parents feel it would be for YOU to: smoke marijuana?	93
237	How wrong do your parents feel it would be for YOU to: use prescription drugs not prescribed to you?	93
238	How wrong do your parents feel it would be for YOU to: steal something?	93
239	How wrong do your parents feel it would be for YOU to: draw graffiti, write things, or draw pictures on buildings or other property (without the owner's permission)?	94
240	How wrong do your parents feel it would be for YOU to: pick a fight with someone?	94
241	During the past 12 months, have you talked with at least one of your parents about the dangers of underage drinking and/or drinking and driving? By parents, we mean either your biological parents, adoptive parents, stepparents, or adult guardians - whether or not they live with you.	94
242	The rules in my family are clear.	95
243	People in my family have serious arguments about the same things, and often insult or yell at each other.	95

244	When I am not at home, one of my parents knows where I am and who I am with.	95
245	My family has clear rules about alcohol and drug use.	96
246	If you skipped school would you be caught by your parents?	96
247	My parents ask if I've gotten my homework done.	96
248	Would your parents know if you did not come home on time?	97
249	Do you know how to properly dispose of leftover prescription drugs?	97
250	Have any of your brothers or sisters ever: drunk beer, wine or hard liquor (for example, vodka, whiskey or gin)?	97
251	Have any of your brothers or sisters ever: smoked marijuana?	97
252	Have any of your brothers or sisters ever: smoked cigarettes?	98
253	Have any of your brothers or sisters ever: taken a handgun to school?	98
254	Have any of your brothers or sisters ever: been suspended or expelled from school?	98
255	Have any of your brothers or sisters ever: used e-cigarettes, e-cigars or e-hookahs (vaping)?	98
256	Have any of your brothers or sisters ever: used prescription drugs not prescribed to him/her?	99
257	Have you changed homes in the past year (the last 12 months)?	99
258	How many times have you changed homes since kindergarten?	99
259	Have you changed schools (including changing from elementary to middle and middle to high school) in the past year?	99
260	How many times have you changed schools since kindergarten (including changing from elementary to middle and middle to high school)?	100
261	Has anyone in your family ever had severe alcohol or drug problems?	100
262	About how many adults (over 21) have you known personally who in the past year have: used marijuana, crack, cocaine, or other drugs?	100
263	About how many adults (over 21) have you known personally who in the past year have: sold or dealt drugs?	101
264	About how many adults (over 21) have you known personally who in the past year have: done other things that could get them in trouble with the police, like stealing, selling stolen goods, mugging or assaulting others, etc.?	101
265	About how many adults (over 21) have you known personally who in the past year have: gotten drunk or high?	101
266	How honest were you in filling out this survey?	102

List of Figures

1	Grade Chart	12
2	Gender Chart	13
3	Age Chart	14

1 INTRODUCTION

This report was generated from data collected on the *2017 Arkansas Prevention Needs Assessment Student Survey*. This report contains basic frequency tables of all data collected and graphs on the selected demographic variables of grade, gender and age.

Questions regarding the information found in this report can be directed to:

International Survey Associates dba Pride Surveys

Mr. Jay Gleaton

2140 Newmarket Parkway

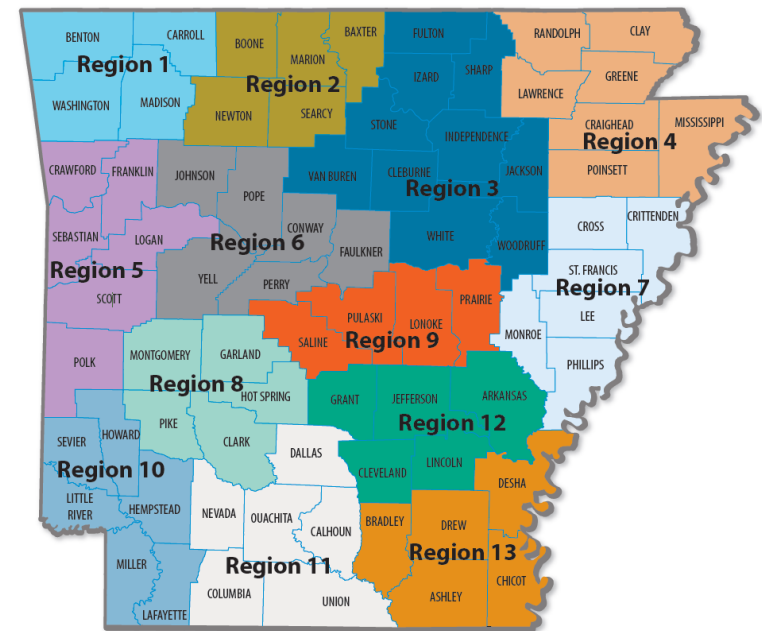
Suite 116

Marietta, GA 30067

Telephone: (800) 279-6361

Fax: (770) 726-9327

Website: <http://www.pridesurveys.com>



A note on the changing regions:

For the purposes of prevention in the state of Arkansas in 2013 the state moved from a 13-region system to an 8-region system. For the 2017 survey year the state reverted back to a 13-region system.

What this means for your regional data:

We have retroactively calculated all tables and year to year comparisons for THIS REPORT back to 13 regions. Because of this your reports from 2013 to 2016 that contain 8-regions CAN NOT BE COMPARED directly with this year's regional report. Regional reports will have different school groupings and will not be representative of the current 13-region system.

To reiterate, data in this report going back in time is comparable to previous years in the report because we recalculated previous years to 13 regions. However, the data should not be compared against any regional report going back 4 years because the regions were defined differently and represent different cohorts of students.

What this means for statewide, county, and school data:

This change will only affect the regional data. All other data is comparable with previous years.

Grade Chart

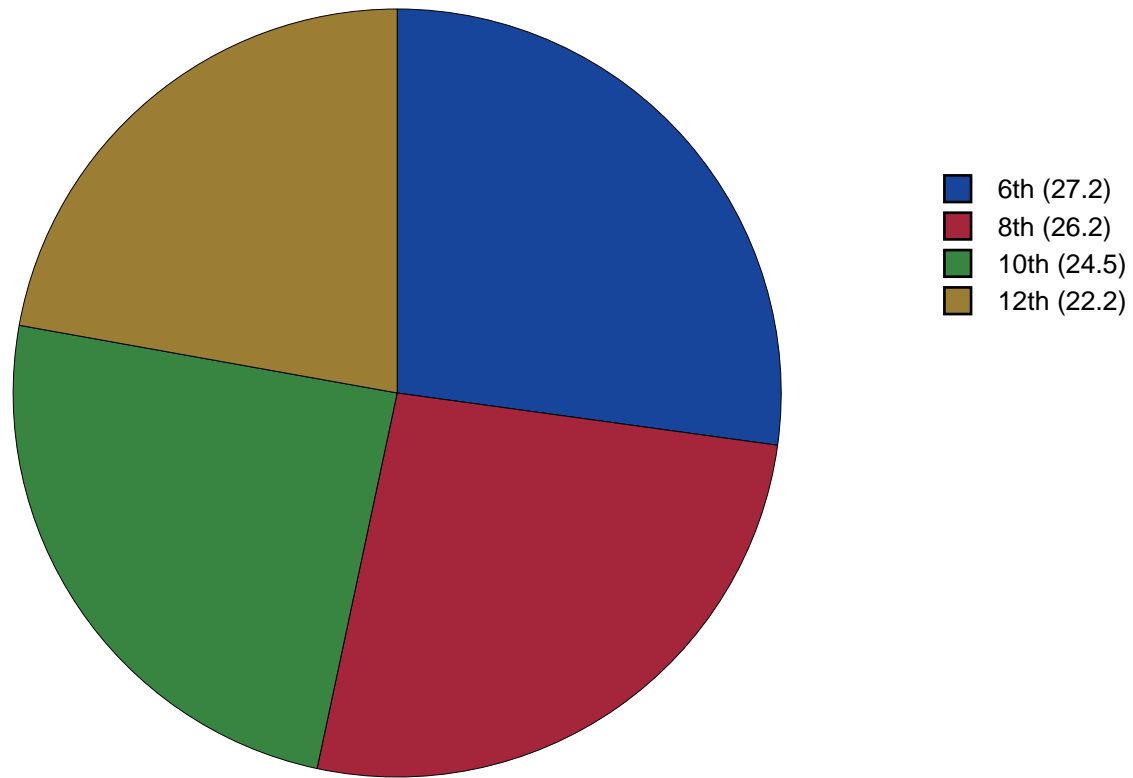


Figure 1: Grade Chart

Gender Chart

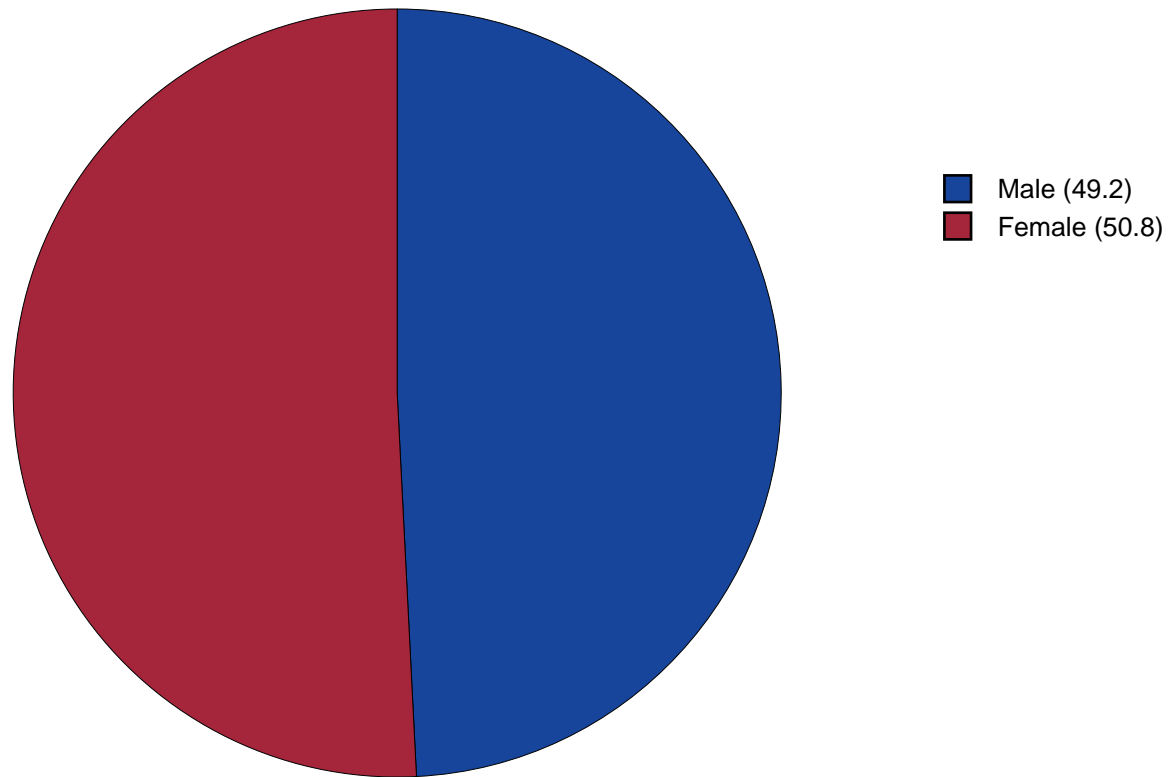


Figure 2: Gender Chart

Age Chart

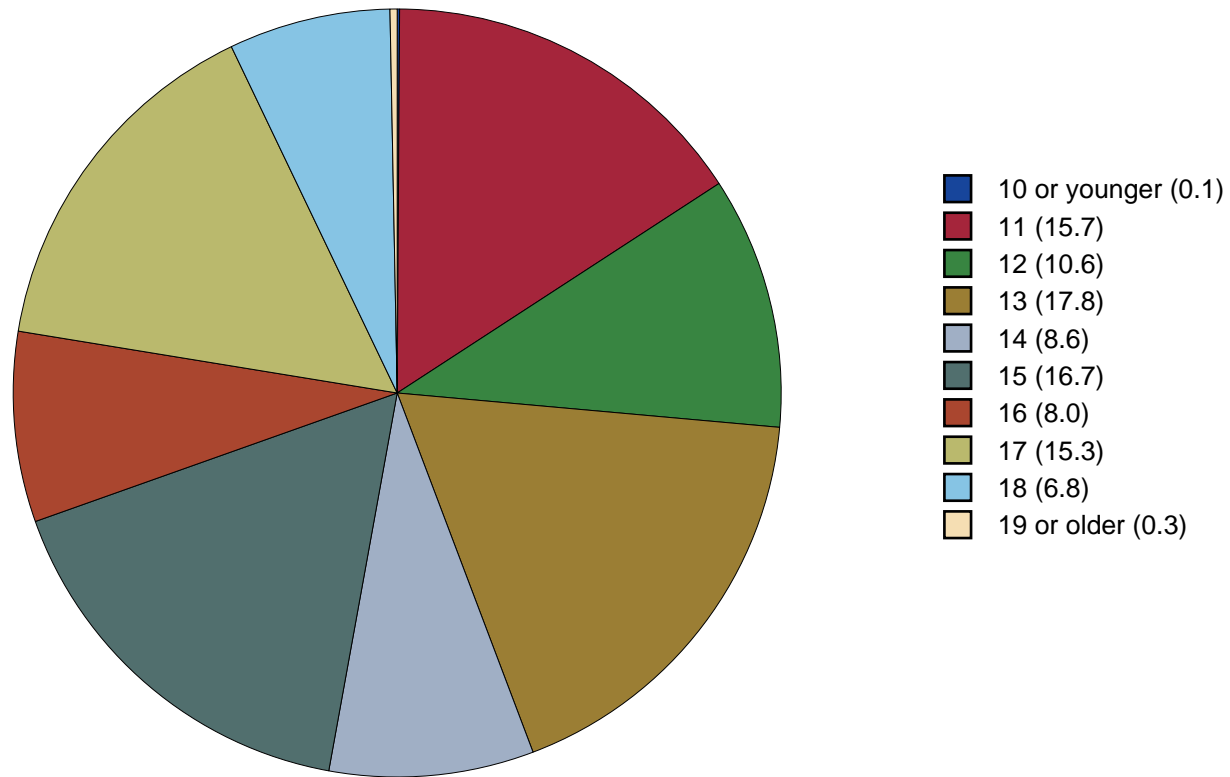


Figure 3: Age Chart

2 PERCENTAGE TABLES

The following tables contain frequency distribution detailing how your students responded to each question on the survey. The tables appear in the same order as the questions on the survey. The tables include breakdowns by grade level as well as overall percentages. The *N of Valid* row is a frequency count of the number of valid responses to each question for each grade and overall. The *N of Miss* row is a frequency count of the number of invalid (marked more than one response) or missing (i.e. did not respond) responses to each question for each grade and overall.

For the questions that allowed more than one response (i.e. race, live with, etc.) each response becomes a separate table. If a student did not mark the response, that was counted as a NO response, and if they did mark the response, that was counted as a YES response. Since a non response is a valid response for these questions, the *N of Miss* will always be zero for these questions.

Table 1: Gender



Response	6	8	10	12	Total	
Male	49.6	49.2	48.2	49.6	49.2	
Female	50.4	50.8	51.8	50.4	50.8	
N of Valid	1878	1802	1690	1521	6891	
N of Miss	20	28	23	28	99	

Table 2: Age











Response	6	8	10	12	Total	
10 or younger	0.5	0.0	0.0	0.0	0.1	
11	57.9	0.0	0.0	0.0	15.7	
12	39.0	0.3	0.0	0.0	10.6	
13	2.5	65.5	0.0	0.0	17.8	
14	0.1	32.1	0.8	0.0	8.6	
15	0.0	2.1	65.7	0.0	16.7	
16	0.0	0.0	32.1	0.5	8.0	
17	0.0	0.0	1.3	67.5	15.3	
18	0.0	0.0	0.1	30.6	6.8	
19 or older	0.0	0.0	0.0	1.5	0.3	
N of Valid	1884	1822	1706	1546	6958	
N of Miss	14	8	7	3	32	

Table 3: Are you Hispanic or Latino?



Response	6	8	10	12	Total	
No	78.0	80.5	77.4	77.5	78.4	
Yes	22.0	19.5	22.6	22.5	21.6	
N of Valid	1761	1783	1681	1530	6755	
N of Miss	137	47	32	19	235	

Table 4: What is your race? Black or African American



Response	6	8	10	12	Total	
No	91.1	91.5	92.0	91.2	91.5	
Yes	8.9	8.5	8.0	8.8	8.5	
N of Valid	1836	1804	1667	1518	6825	
N of Miss	0	0	0	0	0	

Table 5: What is your race? Asian



Response	6	8	10	12	Total	
No	95.6	95.8	94.1	95.1	95.2	
Yes	4.4	4.2	5.9	4.9	4.8	
N of Valid	1836	1804	1667	1518	6825	
N of Miss	0	0	0	0	0	

Table 6: What is your race? American Indian



Response	6	8	10	12	Total	
No	86.7	89.7	92.2	94.2	90.5	
Yes	13.3	10.3	7.8	5.8	9.5	
N of Valid	1836	1804	1667	1518	6825	
N of Miss	0	0	0	0	0	

Table 7: What is your race? Alaska Native



Response	6	8	10	12	Total	
No	99.7	99.8	99.4	99.7	99.6	
Yes	0.3	0.2	0.6	0.3	0.4	
N of Valid	1836	1804	1667	1518	6825	
N of Miss	0	0	0	0	0	

Table 8: What is your race? White



Response	6	8	10	12	Total	
No	32.6	26.3	26.6	22.7	27.3	
Yes	67.4	73.7	73.4	77.3	72.7	
N of Valid	1836	1804	1667	1518	6825	
N of Miss	0	0	0	0	0	

Table 9: What is your race? Native Hawaiian or Other Pacific Islander



Response	6	8	10	12	Total	
No	99.2	99.1	99.3	99.7	99.3	
Yes	0.8	0.9	0.7	0.3	0.7	
N of Valid	1836	1804	1667	1518	6825	
N of Miss	0	0	0	0	0	

Table 10: What is your race? Other



Response	6	8	10	12	Total	
No	74.2	81.2	83.4	86.4	81.0	
Yes	25.8	18.8	16.6	13.6	19.0	
N of Valid	1836	1804	1667	1518	6825	
N of Miss	0	0	0	0	0	

Table 11: What is the highest level of schooling completed by your mother or father?









Response	6	8	10	12	Total	
Completed grade school or less	2.7	3.9	3.5	5.3	3.8	
Some high school	4.4	6.2	13.2	13.1	9.0	
Completed high school	10.7	16.0	19.4	21.1	16.6	
Some college	10.2	14.2	15.7	16.6	14.1	
Completed college	18.9	24.3	22.7	24.2	22.5	
Graduate or professional school after college	8.9	9.8	11.7	9.4	10.0	
Don't know	42.3	23.7	12.0	8.1	22.2	
Does not apply	1.8	1.8	1.7	2.2	1.9	
N of Valid	1801	1797	1693	1532	6823	
N of Miss	97	33	20	17	167	

Table 12: Think of where you live most of the time. Which of the following people live there with you? Mother



Response	6	8	10	12	Total	
No	14.6	14.8	17.1	17.9	16.0	
Yes	85.4	85.2	82.9	82.1	84.0	
N of Valid	1873	1819	1702	1540	6934	
N of Miss	0	0	0	0	0	

Table 13: Think of where you live most of the time. Which of the following people live there with you? Stepmother



Response	6	8	10	12	Total	
No	93.9	93.8	92.9	94.3	93.7	
Yes	6.1	6.2	7.1	5.7	6.3	
N of Valid	1873	1819	1702	1540	6934	
N of Miss	0	0	0	0	0	

Table 14: Think of where you live most of the time. Which of the following people live there with you? Foster Mother



Response	6	8	10	12	Total	
No	98.8	99.5	99.2	99.7	99.3	
Yes	1.2	0.5	0.8	0.3	0.7	
N of Valid	1873	1819	1702	1540	6934	
N of Miss	0	0	0	0	0	

Table 15: Think of where you live most of the time. Which of the following people live there with you? Grandmother



Response	6	8	10	12	Total	
No	84.5	86.9	89.1	90.9	87.7	
Yes	15.5	13.1	10.9	9.1	12.3	
N of Valid	1873	1819	1702	1540	6934	
N of Miss	0	0	0	0	0	

Table 16: Think of where you live most of the time. Which of the following people live there with you? Aunt



Response	6	8	10	12	Total	
No	94.2	95.9	96.4	96.4	95.7	
Yes	5.8	4.1	3.6	3.6	4.3	
N of Valid	1873	1819	1702	1540	6934	
N of Miss	0	0	0	0	0	

Table 17: Think of where you live most of the time. Which of the following people live there with you? Father



Response	6	8	10	12	Total	
No	39.5	43.0	41.1	41.8	41.3	
Yes	60.5	57.0	58.9	58.2	58.7	
N of Valid	1873	1819	1702	1540	6934	
N of Miss	0	0	0	0	0	

Table 18: Think of where you live most of the time. Which of the following people live there with you? Stepfather



Response	6	8	10	12	Total	
No	84.9	81.4	83.1	84.9	83.5	
Yes	15.1	18.6	16.9	15.1	16.5	
N of Valid	1873	1819	1702	1540	6934	
N of Miss	0	0	0	0	0	

Table 19: Think of where you live most of the time. Which of the following people live there with you? Foster Father



Response	6	8	10	12	Total	
No	99.3	99.5	99.3	99.7	99.4	
Yes	0.7	0.5	0.7	0.3	0.6	
N of Valid	1873	1819	1702	1540	6934	
N of Miss	0	0	0	0	0	

Table 20: Think of where you live most of the time. Which of the following people live there with you? Grandfather



Response	6	8	10	12	Total	
No	89.7	91.5	93.9	94.7	92.3	
Yes	10.3	8.5	6.1	5.3	7.7	
N of Valid	1873	1819	1702	1540	6934	
N of Miss	0	0	0	0	0	

Table 21: Think of where you live most of the time. Which of the following people live there with you? Uncle



Response	6	8	10	12	Total	
No	94.4	95.8	96.0	96.7	95.7	
Yes	5.6	4.2	4.0	3.3	4.3	
N of Valid	1873	1819	1702	1540	6934	
N of Miss	0	0	0	0	0	

Table 22: Think of where you live most of the time. Which of the following people live there with you? Other Adults



Response	6	8	10	12	Total	
No	96.7	97.7	97.9	96.6	97.3	
Yes	3.3	2.3	2.1	3.4	2.7	
N of Valid	1873	1819	1702	1540	6934	
N of Miss	0	0	0	0	0	

Table 23: Think of where you live most of the time. Which of the following people live there with you? Brother(s)



Response	6	8	10	12	Total	
No	48.4	50.9	50.7	57.2	51.6	
Yes	51.6	49.1	49.3	42.8	48.4	
N of Valid	1873	1819	1702	1540	6934	
N of Miss	0	0	0	0	0	

Table 24: Think of where you live most of the time. Which of the following people live there with you? Stepbrother(s)



Response	6	8	10	12	Total	
No	93.4	94.3	95.1	95.8	94.6	
Yes	6.6	5.7	4.9	4.2	5.4	
N of Valid	1873	1819	1702	1540	6934	
N of Miss	0	0	0	0	0	

Table 25: Think of where you live most of the time. Which of the following people live there with you? Sister(s)



Response	6	8	10	12	Total	
No	51.8	49.9	55.3	59.0	53.8	
Yes	48.2	50.1	44.7	41.0	46.2	
N of Valid	1873	1819	1702	1540	6934	
N of Miss	0	0	0	0	0	

Table 26: Think of where you live most of the time. Which of the following people live there with you? Stepsister(s)

Response	6	8	10	12	Total	
No	94.0	94.4	95.0	96.0	94.8	
Yes	6.0	5.6	5.0	4.0	5.2	
N of Valid	1873	1819	1702	1540	6934	
N of Miss	0	0	0	0	0	

Table 27: Think of where you live most of the time. Which of the following people live there with you? Other Children

Response	6	8	10	12	Total	
No	95.3	94.9	95.1	94.1	94.9	
Yes	4.7	5.1	4.9	5.9	5.1	
N of Valid	1873	1819	1702	1540	6934	
N of Miss	0	0	0	0	0	

Table 28: In my school, students have lots of chances to help decide things like class activities and rules.

Response	6	8	10	12	Total	
NO!	11.8	8.3	8.5	12.9	10.3	
no	36.8	35.9	34.1	35.2	35.5	
yes	43.9	49.0	48.4	42.3	46.0	
YES!	7.4	6.9	9.0	9.6	8.1	
N of Valid	1841	1804	1701	1526	6872	
N of Miss	57	26	12	23	118	

Table 29: Teachers ask me to work on special classroom projects.

Response	6	8	10	12	Total	
NO!	9.6	8.3	6.2	9.0	8.3	
no	36.6	44.1	43.7	39.1	40.9	
yes	43.0	41.1	43.3	44.5	42.9	
YES!	10.8	6.6	6.8	7.5	7.9	
N of Valid	1830	1797	1694	1525	6846	
N of Miss	68	33	19	24	144	

Table 30: My teacher(s) notices when I am doing a good job and lets me know about it.

Response	6	8	10	12	Total	
NO!	3.6	5.7	7.1	7.6	5.9	
no	18.9	24.4	29.9	27.9	25.0	
yes	50.8	53.0	49.8	51.2	51.2	
YES!	26.8	16.9	13.2	13.2	17.8	
N of Valid	1846	1793	1684	1519	6842	
N of Miss	52	37	29	30	148	

Table 31: There are lots of chances for students in my school to get involved in sports, clubs, and other school activities outside of class.

Response	6	8	10	12	Total	
NO!	5.9	1.1	1.7	2.2	2.8	
no	15.0	5.9	5.8	7.3	8.6	
yes	40.1	39.0	36.6	43.6	39.7	
YES!	38.9	54.1	55.9	46.9	48.9	
N of Valid	1849	1807	1695	1524	6875	
N of Miss	49	23	18	25	115	

Table 32: There are lots of chances for students in my school to talk with a teacher one-on-one.

Response	6	8	10	12	Total	
NO!	3.3	2.9	3.4	3.7	3.3	
no	13.2	18.7	19.1	18.3	17.2	
yes	47.8	51.6	54.7	54.8	52.1	
YES!	35.8	26.8	22.8	23.1	27.4	
N of Valid	1844	1801	1695	1527	6867	
N of Miss	54	29	18	22	123	

Table 33: I feel safe at my school.


Response	6	8	10	12	Total	
NO!	3.3	4.0	5.3	5.2	4.4	
no	10.3	13.4	15.7	12.8	13.0	
yes	37.2	53.0	58.9	61.0	52.0	
YES!	49.1	29.6	20.1	20.9	30.6	
N of Valid	1834	1790	1688	1519	6831	
N of Miss	64	40	25	30	159	

Table 34: The school lets my parents know when I have done something well.


Response	6	8	10	12	Total	
NO!	10.1	13.8	21.2	22.4	16.6	
no	30.3	46.2	43.9	45.8	41.3	
yes	42.7	30.8	26.6	26.2	31.9	
YES!	16.8	9.2	8.4	5.7	10.2	
N of Valid	1813	1784	1687	1520	6804	
N of Miss	85	46	26	29	186	

Table 35: My teachers praise me when I work hard in school.


Response	6	8	10	12	Total	
NO!	10.6	10.5	15.0	14.2	12.5	
no	29.4	42.8	42.3	44.0	39.4	
yes	45.5	38.8	35.8	34.7	38.9	
YES!	14.5	7.9	6.9	7.1	9.2	
N of Valid	1805	1783	1686	1525	6799	
N of Miss	93	47	27	24	191	

Table 36: Are your school grades better than the grades of most students in your class?

Response	6	8	10	12	Total	
NO!	8.2	6.3	6.9	5.3	6.7	
no	31.0	30.8	29.4	29.8	30.3	
yes	46.1	49.4	49.1	50.2	48.6	
YES!	14.6	13.6	14.7	14.6	14.4	
N of Valid	1794	1785	1683	1521	6783	
N of Miss	104	45	30	28	207	

Table 37: I have lots of chances to be part of class discussions or activities.

Response	6	8	10	12	Total	
NO!	3.8	2.8	2.0	2.8	2.9	
no	15.1	14.5	13.8	15.8	14.8	
yes	49.7	55.9	63.0	62.8	57.5	
YES!	31.4	26.8	21.2	18.6	24.8	
N of Valid	1826	1801	1690	1524	6841	
N of Miss	72	29	23	25	149	

Table 38: Now thinking back over the past year in school, how often did you: enjoy being in school?

Response	6	8	10	12	Total	
Never	5.3	7.7	9.0	9.9	7.9	
Seldom	11.8	14.8	16.6	19.1	15.4	
Sometimes	31.6	33.3	40.3	39.1	35.8	
Often	26.3	29.5	25.3	24.6	26.5	
Almost always	25.0	14.6	8.8	7.4	14.4	
N of Valid	1853	1798	1689	1515	6855	
N of Miss	45	32	24	34	135	

Table 39: Now thinking back over the past year in school, how often did you: hate being in school?

Response	6	8	10	12	Total	
Never	16.5	7.9	4.3	4.2	8.5	
Seldom	34.0	27.1	21.2	18.7	25.6	
Sometimes	27.0	34.4	39.1	39.1	34.6	
Often	12.6	17.8	22.1	24.0	18.8	
Almost always	9.9	12.8	13.3	14.0	12.4	
N of Valid	1834	1790	1684	1509	6817	
N of Miss	64	40	29	40	173	

Table 40: Now thinking back over the past year in school, how often did you: try to do your best work in school?

Response	6	8	10	12	Total	
Never	0.2	0.5	1.1	0.9	0.6	
Seldom	1.3	1.6	2.9	4.0	2.4	
Sometimes	5.2	10.8	17.0	18.7	12.6	
Often	19.5	30.1	34.2	36.1	29.6	
Almost always	73.8	57.1	44.8	40.2	54.8	
N of Valid	1833	1777	1679	1509	6798	
N of Miss	65	53	34	40	192	

Table 41: How often do you feel that the school work you are assigned is meaningful and important?

Response	6	8	10	12	Total	
Never	4.3	5.1	8.0	9.0	6.5	
Seldom	8.8	17.7	24.2	28.7	19.4	
Sometimes	20.6	32.7	36.9	38.2	31.7	
Often	30.6	29.6	22.5	18.8	25.7	
Almost always	35.7	14.9	8.4	5.3	16.8	
N of Valid	1833	1792	1679	1507	6811	
N of Miss	65	38	34	42	179	

Table 42: Putting them all together, what were your grades like last year?






Response	6	8	10	12	Total	
Mostly F's	1.2	0.9	1.5	0.7	1.1	
Mostly D's	2.1	2.5	2.7	3.2	2.6	
Mostly C's	10.5	12.2	14.8	17.0	13.5	
Mostly B's	37.3	35.4	35.6	36.7	36.2	
Mostly A's	48.9	49.0	45.5	42.4	46.6	
N of Valid	1776	1756	1653	1501	6686	
N of Miss	122	74	60	48	304	

Table 43: How important do you think the things you are learning in school are going to be for your later life?






Response	6	8	10	12	Total	
Very important	46.8	24.7	13.2	9.0	24.4	
Quite important	27.4	25.0	21.4	17.8	23.2	
Fairly important	17.0	31.8	33.2	34.1	28.6	
Slightly important	6.9	15.5	25.5	32.4	19.4	
Not at all important	1.9	3.0	6.8	6.6	4.4	
N of Valid	1851	1797	1683	1514	6845	
N of Miss	47	33	30	35	145	

Table 44: During the LAST FOUR WEEKS how many whole days of school have you missed because you skipped or "cut"?








Response	6	8	10	12	Total	
None	68.2	73.5	76.4	68.5	71.7	
1	11.1	10.2	9.8	12.2	10.8	
2	7.6	7.2	5.0	6.2	6.6	
3	5.9	4.3	3.7	4.8	4.7	
4-5	5.2	3.7	3.3	4.5	4.2	
6-10	1.5	0.7	1.2	2.2	1.4	
11 or more	0.5	0.4	0.5	1.6	0.8	
N of Valid	1841	1805	1687	1516	6849	
N of Miss	57	25	26	33	141	

Table 45: What are the chances you would be seen as cool if you: smoked cigarettes?






Response	6	8	10	12	Total	
No or very little chance	89.5	75.7	65.9	65.0	74.6	
Little chance	5.1	12.1	16.8	18.3	12.7	
Some chance	2.9	7.5	11.2	9.9	7.7	
Pretty good chance	1.8	3.6	4.3	4.0	3.4	
Very good chance	0.8	1.2	1.8	2.9	1.6	
N of Valid	1826	1783	1686	1506	6801	
N of Miss	72	47	27	43	189	

Table 46: What are the chances you would be seen as cool if you: worked hard at school?






Response	6	8	10	12	Total	
No or very little chance	5.4	10.0	10.7	12.5	9.5	
Little chance	6.9	15.3	17.6	18.6	14.3	
Some chance	14.8	23.1	28.2	26.6	22.9	
Pretty good chance	28.4	27.2	25.7	25.3	26.7	
Very good chance	44.5	24.5	17.8	17.1	26.6	
N of Valid	1844	1778	1683	1498	6803	
N of Miss	54	52	30	51	187	

Table 47: What are the chances you would be seen as cool if you: began drinking alcoholic beverages regularly, that is, at least once or twice a month?






Response	6	8	10	12	Total	
No or very little chance	86.6	67.9	46.9	41.5	61.9	
Little chance	7.4	13.1	16.6	17.5	13.4	
Some chance	3.1	10.2	17.2	16.8	11.5	
Pretty good chance	1.6	6.3	12.4	15.5	8.6	
Very good chance	1.3	2.5	7.0	8.7	4.7	
N of Valid	1824	1782	1681	1504	6791	
N of Miss	74	48	32	45	199	

Table 48: What are the chances you would be seen as cool if you: defended someone who was being bullied?

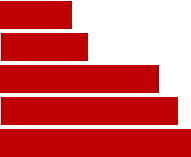
Response	6	8	10	12	Total	
No or very little chance	8.4	8.3	9.8	10.3	9.2	
Little chance	6.8	12.5	14.7	13.5	11.7	
Some chance	15.6	24.0	27.9	27.5	23.5	
Pretty good chance	25.6	27.2	26.0	27.7	26.6	
Very good chance	43.6	28.1	21.6	20.9	29.1	
N of Valid	1838	1782	1679	1500	6799	
N of Miss	60	48	34	49	191	

Table 49: What are the chances you would be seen as cool if you: smoked marijuana?


Response	6	8	10	12	Total	
No or very little chance	89.4	67.8	47.6	41.8	62.8	
Little chance	4.5	9.2	12.5	13.1	9.6	
Some chance	2.1	8.3	14.3	15.8	9.8	
Pretty good chance	2.0	8.0	12.0	14.5	8.8	
Very good chance	2.0	6.6	13.6	14.8	8.9	
N of Valid	1821	1777	1677	1501	6776	
N of Miss	77	53	36	48	214	

Table 50: What are the chances you would be seen as cool if you: carried a handgun?


Response	6	8	10	12	Total	
No or very little chance	80.2	74.4	68.4	69.5	73.4	
Little chance	9.5	10.7	14.6	13.7	12.0	
Some chance	4.1	7.0	7.6	8.2	6.6	
Pretty good chance	2.5	3.9	4.0	4.9	3.8	
Very good chance	3.8	3.9	5.4	3.7	4.2	
N of Valid	1825	1775	1674	1501	6775	
N of Miss	73	55	39	48	215	

Table 51: What are the chances you would be seen as cool if you: used e-cigarettes, e-cigars or e-hookahs (vaping)?






Response	6	8	10	12	Total	
No or very little chance	85.2	63.8	45.7	41.1	60.0	
Little chance	6.6	10.8	13.5	14.0	11.1	
Some chance	3.7	8.9	13.6	13.2	9.6	
Pretty good chance	2.6	8.4	12.7	14.0	9.2	
Very good chance	1.9	8.1	14.5	17.7	10.1	
N of Valid	1820	1780	1680	1503	6783	
N of Miss	78	50	33	46	207	

Table 52: What are the chances you would be seen as cool if you: bullied someone or cyber bullied someone?






Response	6	8	10	12	Total	
No or very little chance	85.2	63.8	45.7	41.1	60.0	
Little chance	6.6	10.8	13.5	14.0	11.1	
Some chance	3.7	8.9	13.6	13.2	9.6	
Pretty good chance	2.6	8.4	12.7	14.0	9.2	
Very good chance	1.9	8.1	14.5	17.7	10.1	
N of Valid	1820	1780	1680	1503	6783	
N of Miss	78	50	33	46	207	

Table 53: Think of your four best friends (the friends you feel closest to). In the past year (12 months), how many of your best friends have: participated in clubs, organizations or activities at school?






Response	6	8	10	12	Total	
0	17.6	9.4	9.1	11.3	12.0	
1	15.6	10.5	11.5	12.7	12.6	
2	20.2	18.1	18.0	18.8	18.8	
3	14.6	14.8	15.2	14.7	14.8	
4	31.9	47.2	46.2	42.4	41.8	
N of Valid	1820	1783	1676	1492	6771	
N of Miss	78	47	37	57	219	

Table 54: Think of your four best friends (the friends you feel closest to). In the past year (12 months), how many of your best friends have: smoked cigarettes?






Response	6	8	10	12	Total	
0	93.0	82.1	67.8	58.7	76.4	
1	4.1	9.7	17.0	17.1	11.6	
2	1.8	4.5	7.1	12.0	6.1	
3	0.5	1.9	2.9	4.8	2.4	
4	0.7	1.7	5.2	7.5	3.6	
N of Valid	1824	1762	1667	1488	6741	
N of Miss	74	68	46	61	249	

Table 55: Think of your four best friends (the friends you feel closest to). In the past year (12 months), how many of your best friends have: tried beer, wine or hard liquor (for example, vodka, whiskey, or gin) when their parents didn't know about it?






Response	6	8	10	12	Total	
0	85.7	65.9	42.9	32.8	58.3	
1	8.5	15.2	18.0	15.6	14.2	
2	2.9	8.1	15.3	17.1	10.5	
3	1.0	4.3	8.6	10.3	5.8	
4	1.9	6.6	15.1	24.2	11.3	
N of Valid	1834	1774	1675	1492	6775	
N of Miss	64	56	38	57	215	

Table 56: Think of your four best friends (the friends you feel closest to). In the past year (12 months), how many of your best friends have: used e-cigarettes, e-cigars, or e-hookahs?






Response	6	8	10	12	Total	
0	93.0	75.6	55.8	43.1	68.2	
1	4.3	10.8	15.1	15.3	11.1	
2	1.4	6.5	10.7	11.9	7.3	
3	0.7	2.6	6.8	8.8	4.5	
4	0.6	4.5	11.6	20.8	8.8	
N of Valid	1826	1780	1678	1492	6776	
N of Miss	72	50	35	57	214	

Table 57: Think of your four best friends (the friends you feel closest to). In the past year (12 months), how many of your best friends have: used marijuana?






Response	6	8	10	12	Total	
0	95.4	78.2	58.9	43.7	70.5	
1	2.7	10.2	15.0	18.1	11.1	
2	0.8	4.7	10.0	13.3	6.8	
3	0.4	3.0	5.9	8.3	4.2	
4	0.7	3.8	10.3	16.6	7.4	
N of Valid	1829	1777	1674	1488	6768	
N of Miss	69	53	39	61	222	

Table 58: Think of your four best friends (the friends you feel closest to). In the past year (12 months), how many of your best friends have: used prescription drugs or non-prescription drugs for the purpose of getting high?






Response	6	8	10	12	Total	
0	97.0	91.4	80.2	76.5	86.9	
1	1.7	4.8	10.3	11.3	6.8	
2	0.7	1.5	4.8	5.2	2.9	
3	0.4	0.8	1.9	2.1	1.3	
4	0.2	1.4	2.8	4.8	2.2	
N of Valid	1830	1777	1676	1490	6773	
N of Miss	68	53	37	59	217	

Table 59: Think of your four best friends (the friends you feel closest to). In the past year (12 months), how many of your best friends have: used synthetic marijuana (K2, spice) or bath salts?






Response	6	8	10	12	Total	
0	98.4	96.1	91.8	90.9	94.5	
1	1.2	2.0	4.9	4.4	3.0	
2	0.3	1.1	1.9	1.3	1.1	
3	0.2	0.4	0.4	1.0	0.5	
4	0.0	0.5	1.1	2.4	0.9	
N of Valid	1826	1780	1673	1491	6770	
N of Miss	72	50	40	58	220	

Table 60: Think of your four best friends (the friends you feel closest to). In the past year (12 months), how many of your best friends have: used LSD, cocaine, amphetamines, or other illegal drugs?

Response	6	8	10	12	Total	
0	97.8	94.3	87.9	82.5	91.1	
1	1.4	3.3	6.7	9.1	4.9	
2	0.5	1.2	3.0	2.9	1.8	
3	0.2	0.5	1.0	2.0	0.9	
4	0.1	0.8	1.4	3.4	1.3	
N of Valid	1832	1774	1675	1492	6773	
N of Miss	66	56	38	57	217	

Table 61: Think of your four best friends (the friends you feel closest to). In the past year (12 months), how many of your best friends have: been bullied?

Response	6	8	10	12	Total	
0	37.0	44.8	51.7	63.1	48.4	
1	29.9	23.4	21.3	16.0	23.0	
2	14.2	15.6	12.1	10.6	13.2	
3	6.3	6.6	5.0	3.8	5.5	
4	12.7	9.7	9.9	6.6	9.9	
N of Valid	1822	1772	1665	1492	6751	
N of Miss	76	58	48	57	239	

Table 62: Think of your four best friends (the friends you feel closest to). In the past year (12 months), how many of your best friends have: been suspended from school?

Response	6	8	10	12	Total	
0	75.9	67.1	69.0	77.9	72.3	
1	14.0	17.5	16.8	12.1	15.2	
2	5.6	8.0	7.4	5.4	6.6	
3	2.2	2.9	2.9	1.9	2.5	
4	2.3	4.5	3.9	2.7	3.4	
N of Valid	1831	1781	1672	1491	6775	
N of Miss	67	49	41	58	215	

Table 63: Think of your four best friends (the friends you feel closest to). In the past year (12 months), how many of your best friends have: carried a handgun?






Response	6	8	10	12	Total	
0	94.1	93.4	90.5	89.8	92.1	
1	3.5	3.4	4.8	5.5	4.2	
2	1.1	1.5	1.7	1.9	1.5	
3	0.3	0.4	0.6	1.0	0.5	
4	1.0	1.4	2.3	1.7	1.6	
N of Valid	1837	1775	1667	1491	6770	
N of Miss	61	55	46	58	220	

Table 64: Think of your four best friends (the friends you feel closest to). In the past year (12 months), how many of your best friends have: sold illegal drugs?






Response	6	8	10	12	Total	
0	98.1	92.6	85.3	81.1	89.8	
1	1.0	4.4	8.4	9.7	5.7	
2	0.4	1.6	2.9	4.6	2.3	
3	0.1	0.7	1.3	1.1	0.8	
4	0.3	0.6	2.0	3.4	1.5	
N of Valid	1827	1768	1672	1484	6751	
N of Miss	71	62	41	65	239	

Table 65: Think of your four best friends (the friends you feel closest to). In the past year (12 months), how many of your best friends have: regularly attended religious services?






Response	6	8	10	12	Total	
0	33.9	22.7	25.4	29.7	27.9	
1	12.1	15.6	17.2	20.0	16.0	
2	15.3	19.3	22.1	21.1	19.3	
3	13.6	17.3	16.9	13.0	15.3	
4	25.2	25.1	18.4	16.2	21.5	
N of Valid	1775	1765	1664	1484	6688	
N of Miss	123	65	49	65	302	

Table 66: Think of your four best friends (the friends you feel closest to). In the past year (12 months), how many of your best friends have: stolen or tried to steal a motor vehicle such as a car or motorcycle?






Response	6	8	10	12	Total	
0	96.9	95.3	93.6	95.4	95.3	
1	2.0	2.9	3.6	2.3	2.7	
2	0.4	0.8	1.4	1.2	0.9	
3	0.3	0.5	0.5	0.4	0.4	
4	0.4	0.5	1.0	0.7	0.6	
N of Valid	1835	1775	1677	1487	6774	
N of Miss	63	55	36	62	216	

Table 67: Think of your four best friends (the friends you feel closest to). In the past year (12 months), how many of your best friends have: been arrested?






Response	6	8	10	12	Total	
0	94.7	88.9	83.8	84.9	88.3	
1	3.8	7.1	10.2	8.5	7.3	
2	0.8	2.5	2.6	3.4	2.3	
3	0.2	0.7	1.6	1.4	0.9	
4	0.5	0.8	1.9	1.7	1.2	
N of Valid	1833	1776	1676	1487	6772	
N of Miss	65	54	37	62	218	

Table 68: Think of your four best friends (the friends you feel closest to). In the past year (12 months), how many of your best friends have: dropped out of school?






Response	6	8	10	12	Total	
0	95.2	95.3	93.5	86.6	92.9	
1	3.2	3.3	4.1	9.5	4.8	
2	0.6	0.8	1.6	2.1	1.2	
3	0.3	0.2	0.4	0.9	0.4	
4	0.7	0.3	0.5	0.8	0.6	
N of Valid	1829	1775	1678	1489	6771	
N of Miss	69	55	35	60	219	

Table 69: Think of your four best friends (the friends you feel closest to). In the past year (12 months), how many of your best friends have: been members of a gang?


Response	6	8	10	12	Total	
0	93.8	92.2	91.1	92.9	92.5	
1	3.4	3.4	3.6	2.8	3.3	
2	1.0	1.6	2.2	1.7	1.6	
3	0.3	0.9	1.0	0.4	0.7	
4	1.5	1.9	2.2	2.2	1.9	
N of Valid	1832	1776	1668	1487	6763	
N of Miss	66	54	45	62	227	

Table 70: How old were you when you first: smoked marijuana?


Response	6	8	10	12	Total	
Never	97.7	89.8	76.4	59.4	81.9	
10 or younger	1.0	1.1	1.7	1.9	1.4	
11	0.9	1.6	1.3	0.9	1.2	
12	0.4	2.9	2.6	2.5	2.1	
13	0.1	3.6	5.1	4.6	3.2	
14	0.0	1.0	6.6	5.4	3.1	
15	0.0	0.0	5.3	8.4	3.2	
16	0.0	0.0	1.0	11.3	2.7	
17 or older	0.1	0.0	0.1	5.6	1.3	
N of Valid	1841	1778	1662	1494	6775	
N of Miss	57	52	51	55	215	

Table 71: How old were you when you first: smoked a cigarette, even just a puff?










Response	6	8	10	12	Total	
Never	91.7	83.9	72.5	63.0	78.6	
10 or younger	5.7	6.4	5.6	5.4	5.8	
11	2.1	3.0	2.9	2.2	2.5	
12	0.5	3.3	3.4	3.5	2.6	
13	0.0	2.8	4.3	3.3	2.5	
14	0.0	0.7	4.6	4.7	2.4	
15	0.0	0.0	5.5	6.4	2.7	
16	0.0	0.0	1.0	6.0	1.6	
17 or older	0.0	0.0	0.1	5.6	1.3	
N of Valid	1836	1776	1660	1493	6765	
N of Miss	62	54	53	56	225	

Table 72: How old were you when you first: had more than a sip or two of beer, wine or hard liquor (for example, vodka, whiskey, or gin)?










Response	6	8	10	12	Total	
Never	79.8	68.5	48.3	35.7	59.3	
10 or younger	13.3	9.7	8.5	7.1	9.8	
11	5.6	3.8	4.0	2.4	4.0	
12	1.1	7.5	4.6	4.8	4.5	
13	0.1	8.8	7.6	4.6	5.2	
14	0.0	1.6	11.8	8.2	5.1	
15	0.0	0.1	12.8	13.2	6.1	
16	0.1	0.0	2.1	14.0	3.6	
17 or older	0.0	0.0	0.3	10.0	2.3	
N of Valid	1831	1778	1664	1495	6768	
N of Miss	67	52	49	54	222	

Table 73: How old were you when you first: began drinking alcoholic beverages regularly, that is, at least once or twice a month?


Response	6	8	10	12	Total	
Never	98.4	93.9	82.0	72.3	87.5	
10 or younger	0.5	0.6	0.5	0.6	0.5	
11	0.9	0.5	0.8	0.1	0.6	
12	0.2	1.5	1.1	0.7	0.9	
13	0.0	2.8	1.9	1.3	1.5	
14	0.0	0.7	4.4	2.9	1.9	
15	0.0	0.1	7.3	4.9	2.9	
16	0.0	0.0	1.9	9.3	2.5	
17 or older	0.0	0.0	0.1	7.8	1.7	
N of Valid	1843	1774	1668	1490	6775	
N of Miss	55	56	45	59	215	

Table 74: How old were you when you first: used Pegaramide (peg, Peggy)?


Response	6	8	10	12	Total	
Never	100.0	100.0	100.0	100.0	100.0	
10 or younger	0.0	0.0	0.0	0.0	0.0	
11	0.0	0.0	0.0	0.0	0.0	
12	0.0	0.0	0.0	0.0	0.0	
13	0.0	0.0	0.0	0.0	0.0	
14	0.0	0.0	0.0	0.0	0.0	
15	0.0	0.0	0.0	0.0	0.0	
16	0.0	0.0	0.0	0.0	0.0	
17 or older	0.0	0.0	0.0	0.0	0.0	
N of Valid	1792	1772	1659	1492	6715	
N of Miss	106	58	54	57	275	

Table 75: How old were you when you first: got suspended from school?










Response	6	8	10	12	Total	
Never	88.7	86.1	83.2	81.1	85.0	
10 or younger	8.3	5.1	3.1	3.9	5.2	
11	2.3	2.5	1.9	1.3	2.0	
12	0.7	3.3	2.0	2.3	2.0	
13	0.0	2.4	3.0	2.8	2.0	
14	0.0	0.7	4.2	2.9	1.8	
15	0.0	0.0	2.3	2.3	1.1	
16	0.0	0.0	0.2	2.0	0.5	
17 or older	0.1	0.0	0.0	1.3	0.3	
N of Valid	1842	1775	1667	1492	6776	
N of Miss	56	55	46	57	214	

Table 76: How old were you when you first: got arrested?










Response	6	8	10	12	Total	
Never	98.3	96.2	94.1	92.8	95.5	
10 or younger	0.8	0.7	0.4	0.3	0.6	
11	0.9	0.4	0.3	0.3	0.5	
12	0.0	1.1	0.7	0.5	0.6	
13	0.0	1.3	1.1	1.3	0.9	
14	0.0	0.2	1.9	0.9	0.7	
15	0.1	0.1	1.0	1.2	0.5	
16	0.0	0.0	0.6	1.3	0.4	
17 or older	0.0	0.0	0.0	1.5	0.3	
N of Valid	1837	1779	1667	1494	6777	
N of Miss	61	51	46	55	213	

Table 77: How old were you when you first: carried a handgun?










Response	6	8	10	12	Total	
Never	94.3	94.6	92.7	92.1	93.5	
10 or younger	2.9	1.9	2.2	1.9	2.3	
11	1.9	1.1	0.4	0.3	1.0	
12	0.9	1.0	1.2	0.7	1.0	
13	0.0	1.0	0.7	0.6	0.6	
14	0.0	0.4	1.0	0.6	0.5	
15	0.1	0.1	1.4	1.0	0.6	
16	0.0	0.0	0.4	1.2	0.4	
17 or older	0.0	0.0	0.1	1.4	0.3	
N of Valid	1831	1773	1662	1489	6755	
N of Miss	67	57	51	60	235	

Table 78: How old were you when you first: used e-cigarettes, e-cigars, or e-hookahs (vaping)?










Response	6	8	10	12	Total	
Never	94.0	83.5	67.5	54.2	75.9	
10 or younger	2.9	1.2	0.9	0.6	1.5	
11	2.3	2.0	0.8	0.2	1.4	
12	0.6	5.5	2.6	1.7	2.6	
13	0.2	6.5	5.6	2.7	3.8	
14	0.0	1.2	9.7	6.0	4.0	
15	0.0	0.0	10.7	9.3	4.7	
16	0.0	0.0	2.0	15.5	3.9	
17 or older	0.0	0.0	0.1	9.9	2.2	
N of Valid	1835	1779	1666	1491	6771	
N of Miss	63	51	47	58	219	

Table 79: How old were you when you first: belonged to a gang?










Response	6	8	10	12	Total	
Never	97.2	97.1	96.8	97.0	97.0	
10 or younger	1.4	0.7	0.6	0.8	0.9	
11	1.0	0.3	0.4	0.1	0.5	
12	0.4	0.5	0.5	0.3	0.4	
13	0.0	1.0	0.4	0.3	0.4	
14	0.0	0.3	0.4	0.2	0.2	
15	0.0	0.1	0.6	0.3	0.3	
16	0.0	0.0	0.2	0.9	0.3	
17 or older	0.0	0.0	0.1	0.1	0.0	
N of Valid	1832	1774	1666	1493	6765	
N of Miss	66	56	47	56	225	

Table 80: How old were you when you first: used prescription drugs not prescribed to you?










Response	6	8	10	12	Total	
Never	97.6	95.8	90.3	87.1	93.0	
10 or younger	1.5	1.5	1.3	0.7	1.3	
11	0.5	0.7	0.5	0.3	0.5	
12	0.3	0.6	0.7	0.5	0.5	
13	0.1	1.3	1.7	1.4	1.1	
14	0.1	0.2	1.8	1.7	0.9	
15	0.0	0.0	3.2	3.0	1.4	
16	0.0	0.0	0.6	3.3	0.9	
17 or older	0.0	0.0	0.0	2.1	0.5	
N of Valid	1839	1778	1666	1492	6775	
N of Miss	59	52	47	57	215	

Table 81: How wrong do you think it is for someone your age to: take a handgun to school?





Response	6	8	10	12	Total	
Very wrong	90.4	84.5	85.1	88.4	87.1	
Wrong	6.7	11.4	10.5	7.0	9.0	
A little bit wrong	1.9	3.0	2.9	3.3	2.7	
Not at all wrong	1.0	1.0	1.4	1.3	1.2	
N of Valid	1852	1791	1681	1490	6814	
N of Miss	46	39	32	59	176	

Table 82: How wrong do you think it is for someone your age to: steal anything?





Response	6	8	10	12	Total	
Very wrong	74.2	62.5	59.4	68.9	66.3	
Wrong	21.7	31.3	32.0	25.3	27.5	
A little bit wrong	3.3	5.8	6.9	5.3	5.3	
Not at all wrong	0.8	0.4	1.7	0.5	0.9	
N of Valid	1842	1787	1679	1488	6796	
N of Miss	56	43	34	61	194	

Table 83: How wrong do you think it is for someone your age to: pick a fight with someone?





Response	6	8	10	12	Total	
Very wrong	58.1	43.0	35.9	45.9	46.0	
Wrong	29.0	34.3	37.4	34.1	33.6	
A little bit wrong	10.3	19.5	23.1	17.0	17.4	
Not at all wrong	2.6	3.2	3.5	2.9	3.0	
N of Valid	1845	1777	1672	1479	6773	
N of Miss	53	53	41	70	217	

Table 84: How wrong do you think it is for someone your age to: attack someone with the idea of seriously hurting them?





Response	6	8	10	12	Total	
Very wrong	89.7	79.0	73.3	74.7	79.6	
Wrong	7.7	15.9	19.2	17.8	14.9	
A little bit wrong	1.8	3.6	6.2	5.9	4.2	
Not at all wrong	0.8	1.5	1.3	1.6	1.3	
N of Valid	1847	1785	1674	1484	6790	
N of Miss	51	45	39	65	200	

Table 85: How wrong do you think it is for someone your age to: stay away from school all day when their parents think they are at school?





Response	6	8	10	12	Total	
Very wrong	81.6	65.8	52.5	50.3	63.4	
Wrong	14.9	24.8	33.5	29.3	25.3	
A little bit wrong	2.7	7.8	11.6	17.3	9.4	
Not at all wrong	0.8	1.6	2.4	3.1	1.9	
N of Valid	1849	1786	1677	1483	6795	
N of Miss	49	44	36	66	195	

Table 86: How wrong do you think it is for someone your age to: drink beer, wine or hard liquor (for example, vodka, whiskey, or gin) regularly?





Response	6	8	10	12	Total	
Very wrong	88.0	68.4	46.8	39.4	62.0	
Wrong	7.7	18.4	26.2	24.9	18.9	
A little bit wrong	3.0	10.2	19.8	24.2	13.7	
Not at all wrong	1.2	2.9	7.2	11.5	5.4	
N of Valid	1849	1790	1681	1488	6808	
N of Miss	49	40	32	61	182	

Table 87: How wrong do you think it is for someone your age to: smoke cigarettes?





Response	6	8	10	12	Total	
Very wrong	90.4	76.2	61.6	53.2	71.4	
Wrong	6.6	16.5	23.7	22.5	16.9	
A little bit wrong	2.2	5.3	10.4	15.1	7.8	
Not at all wrong	0.8	2.0	4.3	9.3	3.8	
N of Valid	1840	1789	1682	1487	6798	
N of Miss	58	41	31	62	192	

Table 88: How wrong do you think it is for someone your age to: smoke marijuana?





Response	6	8	10	12	Total	
Very wrong	92.7	75.5	53.5	42.6	67.5	
Wrong	4.6	11.9	19.2	18.9	13.3	
A little bit wrong	1.4	6.9	14.4	18.3	9.7	
Not at all wrong	1.3	5.8	12.9	20.2	9.5	
N of Valid	1833	1781	1676	1487	6777	
N of Miss	65	49	37	62	213	

Table 89: How wrong do you think it is for someone your age to: use prescription drugs or non-prescription drugs for the purpose of getting high?





Response	6	8	10	12	Total	
Very wrong	95.5	86.8	77.1	75.0	84.2	
Wrong	3.3	10.0	17.2	17.4	11.6	
A little bit wrong	0.4	2.2	3.4	5.3	2.7	
Not at all wrong	0.7	1.0	2.3	2.4	1.5	
N of Valid	1840	1784	1676	1482	6782	
N of Miss	58	46	37	67	208	

Table 90: How wrong do you think it is for someone your age to: use synthetic marijuana (K2, spice) or bath salts?

Response	6	8	10	12	Total	
Very wrong	95.8	88.3	82.9	83.4	87.9	
Wrong	3.0	9.3	13.3	12.8	9.3	
A little bit wrong	0.6	1.5	2.1	2.0	1.5	
Not at all wrong	0.7	0.8	1.7	1.8	1.2	
N of Valid	1830	1785	1674	1484	6773	
N of Miss	68	45	39	65	217	

Table 91: How wrong do you think it is for someone your age to: use LSD, cocaine, amphetamines or another illegal drug?

Response	6	8	10	12	Total	
Very wrong	97.4	90.8	85.7	83.1	89.6	
Wrong	1.9	7.2	10.8	11.4	7.6	
A little bit wrong	0.3	1.3	2.0	3.4	1.7	
Not at all wrong	0.4	0.7	1.6	2.2	1.2	
N of Valid	1834	1786	1674	1485	6779	
N of Miss	64	44	39	64	211	

Table 92: How wrong do you think it is for someone your age to: use e-cigarettes, e-cigars or e-hookahs (vaping)?

Response	6	8	10	12	Total	
Very wrong	85.8	65.8	45.0	36.6	59.6	
Wrong	8.5	15.0	16.9	13.9	13.5	
A little bit wrong	3.5	11.6	20.8	19.9	13.5	
Not at all wrong	2.2	7.6	17.4	29.6	13.4	
N of Valid	1823	1783	1676	1485	6767	
N of Miss	75	47	37	64	223	

Table 93: At school during the past 12 months, did you receive help from the resource teacher, speech therapist or other special education teacher?

Response	6	8	10	12	Total
No	0.0	0.0	0.0	0.0	0.0
Yes	0.0	0.0	0.0	0.0	0.0
N of Valid	0	0	0	0	0
N of Miss	0	0	0	0	0

Table 94: How many times in the past year (12 months) have you: been suspended from school?

Response	6	8	10	12	Total	
Never	93.4	92.2	90.7	92.7	92.2	<div></div>
1 to 2 times	5.3	6.8	6.9	6.3	6.3	<div></div>
3 to 5 times	0.8	0.6	1.5	0.5	0.8	<div></div>
6 to 9 times	0.2	0.3	0.5	0.3	0.3	<div></div>
10+ times	0.3	0.2	0.5	0.2	0.3	<div></div>
N of Valid	1850	1788	1672	1483	6793	
N of Miss	48	42	41	66	197	

Table 95: How many times in the past year (12 months) have you: carried a handgun?

Response	6	8	10	12	Total	
Never	95.3	95.0	94.5	94.4	94.8	<div></div>
1 to 2 times	2.7	2.2	2.7	2.0	2.4	<div></div>
3 to 5 times	0.7	1.3	1.1	1.4	1.1	<div></div>
6 to 9 times	0.2	0.3	0.3	0.7	0.4	<div></div>
10+ times	1.1	1.1	1.4	1.6	1.3	<div></div>
N of Valid	1834	1784	1666	1482	6766	
N of Miss	64	46	47	67	224	

Table 96: How many times in the past year (12 months) have you: sold illegal drugs?






Response	6	8	10	12	Total	
Never	99.6	98.5	95.8	93.2	97.0	
1 to 2 times	0.1	0.6	1.7	3.0	1.3	
3 to 5 times	0.1	0.2	1.0	1.3	0.6	
6 to 9 times	0.1	0.2	0.4	0.5	0.3	
10+ times	0.1	0.5	1.1	2.0	0.9	
N of Valid	1835	1782	1661	1481	6759	
N of Miss	63	48	52	68	231	

Table 97: How many times in the past year (12 months) have you: stolen or tried to steal a motor vehicle such as a car or motorcycle?






Response	6	8	10	12	Total	
Never	99.0	98.8	98.2	98.6	98.7	
1 to 2 times	0.8	0.8	1.2	0.6	0.9	
3 to 5 times	0.1	0.3	0.3	0.3	0.3	
6 to 9 times	0.1	0.0	0.3	0.1	0.1	
10+ times	0.1	0.1	0.0	0.3	0.1	
N of Valid	1843	1783	1666	1477	6769	
N of Miss	55	47	47	72	221	

Table 98: How many times in the past year (12 months) have you: participated in clubs, organizations or activities at school?






Response	6	8	10	12	Total	
Never	34.8	31.5	27.6	28.4	30.7	
1 to 2 times	27.8	18.6	16.9	12.9	19.4	
3 to 5 times	16.7	17.1	13.9	15.5	15.8	
6 to 9 times	5.2	5.9	6.8	7.8	6.3	
10+ times	15.6	27.0	34.9	35.4	27.7	
N of Valid	1831	1780	1666	1479	6756	
N of Miss	67	50	47	70	234	

Table 99: How many times in the past year (12 months) have you: been arrested?






Response	6	8	10	12	Total	
Never	98.0	97.1	95.8	96.2	96.8	
1 to 2 times	1.7	2.4	3.6	3.0	2.6	
3 to 5 times	0.2	0.2	0.4	0.3	0.3	
6 to 9 times	0.1	0.2	0.1	0.1	0.1	
10+ times	0.1	0.1	0.1	0.3	0.1	
N of Valid	1838	1779	1662	1478	6757	
N of Miss	60	51	51	71	233	

Table 100: How many times in the past year (12 months) have you: attacked someone with the idea of seriously hurting them?






Response	6	8	10	12	Total	
Never	93.7	93.2	91.4	93.6	93.0	
1 to 2 times	5.0	5.4	6.6	4.5	5.4	
3 to 5 times	0.8	0.8	1.6	0.7	1.0	
6 to 9 times	0.2	0.1	0.1	0.3	0.2	
10+ times	0.3	0.4	0.4	0.9	0.5	
N of Valid	1844	1780	1669	1475	6768	
N of Miss	54	50	44	74	222	

Table 101: How many times in the past year (12 months) have you: been drunk or high at school?






Response	6	8	10	12	Total	
Never	98.8	94.9	88.6	85.3	92.3	
1 to 2 times	0.7	3.0	6.9	6.8	4.2	
3 to 5 times	0.2	0.8	1.6	2.4	1.2	
6 to 9 times	0.1	0.5	0.5	1.3	0.6	
10+ times	0.3	0.7	2.3	4.2	1.8	
N of Valid	1843	1779	1664	1477	6763	
N of Miss	55	51	49	72	227	

Table 102: How many times in the past year (12 months) have you: taken a handgun to school?






Response	6	8	10	12	Total	
Never	99.5	99.6	99.5	99.3	99.5	
1 to 2 times	0.3	0.2	0.1	0.2	0.2	
3 to 5 times	0.1	0.1	0.2	0.1	0.1	
6 to 9 times	0.1	0.1	0.1	0.1	0.1	
10+ times	0.1	0.0	0.1	0.2	0.1	
N of Valid	1843	1779	1662	1476	6760	
N of Miss	55	51	51	73	230	

Table 103: How many times in the past year (12 months) have you: used e-cigarettes, e-cigars, or e-hookahs (vaping)?






Response	6	8	10	12	Total	
Never	99.5	99.6	99.5	99.3	99.5	
1 to 2 times	0.3	0.2	0.1	0.2	0.2	
3 to 5 times	0.1	0.1	0.2	0.1	0.1	
6 to 9 times	0.1	0.1	0.1	0.1	0.1	
10+ times	0.1	0.0	0.1	0.2	0.1	
N of Valid	1843	1779	1662	1476	6760	
N of Miss	55	51	51	73	230	

Table 104: Are you currently on probation, or assigned a probation officer with Juvenile Court?



Response	6	8	10	12	Total	
No	98.4	97.9	96.2	97.5	97.6	
Yes	1.6	2.1	3.8	2.5	2.4	
N of Valid	1575	1481	1357	1220	5633	
N of Miss	323	349	356	329	1357	

Table 105: Have you ever belonged to a gang?






Response	6	8	10	12	Total	
No	94.2	93.7	94.2	94.4	94.1	
No, but would like to	1.7	1.9	2.5	1.7	1.9	
Yes, in the past	2.2	2.8	1.6	2.3	2.2	
Yes, belong now	1.8	1.6	1.7	1.4	1.6	
Yes, but would like to get out	0.2	0.2	0.0	0.3	0.1	
N of Valid	1849	1781	1667	1481	6778	
N of Miss	49	49	46	68	212	

Table 106: If you have ever belonged to a gang, did that gang have a name?




Response	6	8	10	12	Total	
No	10.5	9.1	13.0	14.1	11.5	
Yes	3.5	4.0	3.1	4.2	3.7	
I have never belonged to a gang	86.0	86.9	83.9	81.7	84.8	
N of Valid	1847	1778	1660	1466	6751	
N of Miss	51	52	53	83	239	

Table 107: You are at a party at someone's house, and one of your friends offers you a drink containing alcohol. What would you say or do?





Response	6	8	10	12	Total	
Drink it	5.4	16.5	32.1	42.9	23.1	
Tell your friend, 'No thanks, I don't drink' and suggest that you and your friend go and do something else	46.1	43.8	29.3	23.6	36.5	
Just say, 'No thanks' and walk away	29.8	26.8	28.7	26.9	28.1	
Make up a good excuse, tell your friend you had something else to do, and leave	18.7	12.9	9.9	6.5	12.3	
N of Valid	1837	1775	1653	1477	6742	
N of Miss	61	55	60	72	248	

Table 108: How often do you attend religious services or activities?





Response	6	8	10	12	Total	
Never	19.8	13.3	17.2	22.1	17.9	
Rarely	21.7	21.6	24.3	27.2	23.5	
1-2 Times a Month	12.5	13.9	13.6	14.9	13.7	
About Once a Week or More	45.9	51.3	44.9	35.8	44.9	
N of Valid	1800	1781	1658	1479	6718	
N of Miss	98	49	55	70	272	

Table 109: I think sometimes it's okay to cheat at school.





Response	6	8	10	12	Total	
NO!	66.2	38.0	22.2	20.1	37.9	
no	26.9	44.0	40.8	40.7	37.8	
yes	6.2	17.0	31.4	32.0	20.8	
YES!	0.8	1.0	5.6	7.2	3.4	
N of Valid	1850	1784	1657	1474	6765	
N of Miss	48	46	56	75	225	

Table 110: It is important to think before you act.





Response	6	8	10	12	Total	
NO!	2.6	1.6	1.7	1.2	1.8	
no	2.8	3.4	2.4	3.0	2.9	
yes	25.1	41.2	42.2	38.9	36.6	
YES!	69.5	53.8	53.7	57.0	58.7	
N of Valid	1836	1776	1658	1474	6744	
N of Miss	62	54	55	75	246	

Table 111: Sometimes I think that life is not worth it.





Response	6	8	10	12	Total	
NO!	54.3	43.4	35.3	36.1	42.8	
no	20.9	24.1	25.4	28.4	24.5	
yes	16.8	21.7	26.4	24.0	22.0	
YES!	8.0	10.9	12.9	11.5	10.7	
N of Valid	1819	1767	1642	1467	6695	
N of Miss	79	63	71	82	295	

Table 112: At times I think I am no good at all.





Response	6	8	10	12	Total	
NO!	33.5	28.6	25.1	24.2	28.1	
no	24.0	25.0	23.3	27.5	24.8	
yes	29.6	32.0	33.6	33.4	32.0	
YES!	12.9	14.5	18.0	14.9	15.0	
N of Valid	1827	1768	1657	1469	6721	
N of Miss	71	62	56	80	269	

Table 113: All in all, I am inclined to think that I am a failure.





Response	6	8	10	12	Total	
NO!	51.7	41.4	33.3	34.9	40.8	
no	25.5	31.3	32.3	36.9	31.2	
yes	15.9	17.7	22.2	18.7	18.5	
YES!	6.9	9.7	12.2	9.5	9.5	
N of Valid	1821	1766	1653	1469	6709	
N of Miss	77	64	60	80	281	

Table 114: In the past year, have you felt depressed or sad MOST days, even if you felt okay sometimes?

Response	6	8	10	12	Total	
NO!	35.3	32.3	24.8	24.9	29.7	
no	20.4	22.3	23.2	25.8	22.8	
yes	28.3	26.8	29.0	29.4	28.3	
YES!	16.0	18.6	23.0	19.8	19.2	
N of Valid	1826	1778	1654	1467	6725	
N of Miss	72	52	59	82	265	

Table 115: It is all right to beat up people if they start the fight.

Response	6	8	10	12	Total	
NO!	52.0	31.8	24.2	23.2	33.6	
no	21.2	26.8	25.7	25.5	24.7	
yes	14.8	23.2	28.8	30.0	23.8	
YES!	12.1	18.1	21.3	21.3	17.9	
N of Valid	1834	1775	1650	1468	6727	
N of Miss	64	55	63	81	263	

Table 116: I think it is okay to take something without asking if you can get away with it.

Response	6	8	10	12	Total	
NO!	79.9	62.1	57.3	59.2	65.2	
no	18.1	34.5	35.8	36.2	30.7	
yes	1.0	2.5	5.4	3.4	3.0	
YES!	0.9	1.0	1.4	1.2	1.1	
N of Valid	1839	1772	1655	1469	6735	
N of Miss	59	58	58	80	255	

Table 117: Where do you get the most information about living a drug and alcohol free life? Parents/guardians





Response	6	8	10	12	Total	
All the time	51.6	51.9	49.5	45.3	49.8	
Most	18.8	22.9	23.0	22.1	21.7	
Some	12.3	13.8	16.5	18.4	15.1	
Very little	17.3	11.4	11.0	14.3	13.5	
N of Valid	1765	1758	1633	1460	6616	
N of Miss	133	72	80	89	374	

Table 118: Where do you get the most information about living a drug and alcohol free life? Friends





Response	6	8	10	12	Total	
All the time	20.2	15.3	12.7	9.5	14.6	
Most	15.6	16.7	16.0	14.5	15.7	
Some	22.1	27.0	30.2	29.7	27.1	
Very little	42.2	40.9	41.1	46.4	42.5	
N of Valid	1696	1734	1614	1456	6500	
N of Miss	202	96	99	93	490	

Table 119: Where do you get the most information about living a drug and alcohol free life? Family members





Response	6	8	10	12	Total	
All the time	46.5	42.7	36.3	29.9	39.3	
Most	19.5	24.3	25.1	23.5	23.1	
Some	14.1	17.4	20.0	22.7	18.4	
Very little	19.9	15.7	18.6	23.8	19.3	
N of Valid	1729	1734	1617	1457	6537	
N of Miss	169	96	96	92	453	

Table 120: Where do you get the most information about living a drug and alcohol free life? School





Response	6	8	10	12	Total	
All the time	57.3	53.8	42.4	38.0	48.4	
Most	17.6	21.3	24.0	25.7	21.9	
Some	10.2	13.7	20.0	21.4	16.0	
Very little	14.9	11.3	13.6	14.9	13.6	
N of Valid	1743	1740	1622	1460	6565	
N of Miss	155	90	91	89	425	

Table 121: Where do you get the most information about living a drug and alcohol free life? Internet





Response	6	8	10	12	Total	
All the time	18.5	16.2	14.3	14.1	15.8	
Most	13.0	16.3	15.6	13.4	14.6	
Some	23.6	28.1	31.5	32.0	28.7	
Very little	44.9	39.3	38.7	40.5	40.9	
N of Valid	1689	1726	1614	1451	6480	
N of Miss	209	104	99	98	510	

Table 122: Where do you get the most information about living a drug and alcohol free life? TV





Response	6	8	10	12	Total	
All the time	22.1	19.4	13.5	14.4	17.5	
Most	14.6	17.9	14.0	14.2	15.2	
Some	25.5	28.4	36.0	31.9	30.3	
Very little	37.7	34.3	36.5	39.5	36.9	
N of Valid	1704	1736	1618	1455	6513	
N of Miss	194	94	95	94	477	

Table 123: Where do you get the most information about living a drug and alcohol free life? Social media





Response	6	8	10	12	Total	
All the time	17.1	14.7	12.8	13.7	14.6	
Most	11.1	13.7	12.4	11.5	12.2	
Some	18.1	24.3	29.1	28.7	24.9	
Very little	53.6	47.2	45.6	46.1	48.2	
N of Valid	1682	1717	1616	1452	6467	
N of Miss	216	113	97	97	523	

Table 124: How much do you think people risk harming themselves (physically or in other ways) if they: smoked one or more packs of cigarettes per day?





Response	6	8	10	12	Total	
No risk	13.3	7.8	6.6	6.7	8.7	
Slight risk	7.6	8.0	9.8	8.5	8.4	
Moderate risk	17.8	20.4	19.9	19.9	19.5	
Great risk	61.3	63.8	63.8	65.0	63.3	
N of Valid	1823	1780	1642	1453	6698	
N of Miss	75	50	71	96	292	

Table 125: How much do you think people risk harming themselves (physically or in other ways) if they: try marijuana once or twice?





Response	6	8	10	12	Total	
No risk	17.4	22.8	35.6	47.1	29.8	
Slight risk	22.6	27.0	32.9	29.2	27.7	
Moderate risk	23.7	23.2	14.8	12.7	19.0	
Great risk	36.4	27.0	16.6	11.1	23.5	
N of Valid	1799	1768	1637	1447	6651	
N of Miss	99	62	76	102	339	

Table 126: How much do you think people risk harming themselves (physically or in other ways) if they: smoke marijuana once or twice a week?


Response	6	8	10	12	Total	
No risk	15.4	16.3	24.3	34.4	22.0	
Slight risk	9.7	14.7	22.8	24.9	17.6	
Moderate risk	20.9	25.6	25.4	21.3	23.3	
Great risk	54.0	43.4	27.5	19.5	37.1	
N of Valid	1779	1754	1630	1439	6602	
N of Miss	119	76	83	110	388	

Table 127: How much do you think people risk harming themselves (physically or in other ways) if they: take one or two drinks of an alcoholic beverage (beer, wine, liquor) nearly every day?


Response	6	8	10	12	Total	
No risk	15.9	11.6	11.5	13.2	13.1	
Slight risk	15.0	20.0	23.4	24.9	20.5	
Moderate risk	24.8	27.2	32.3	31.9	28.8	
Great risk	44.4	41.2	32.8	30.0	37.6	
N of Valid	1815	1771	1641	1447	6674	
N of Miss	83	59	72	102	316	

Table 128: How much do you think people risk harming themselves (physically or in other ways) if they: have five or more drinks of an alcoholic beverage once or twice a weekend?


Response	6	8	10	12	Total	
No risk	14.2	8.7	8.1	10.9	10.5	
Slight risk	10.3	12.3	16.2	19.0	14.2	
Moderate risk	21.5	26.4	31.3	30.1	27.1	
Great risk	53.9	52.6	44.3	39.9	48.2	
N of Valid	1817	1766	1637	1443	6663	
N of Miss	81	64	76	106	327	

Table 129: How much do you think people risk harming themselves (physically or in other ways) if they: use prescription drugs that are not prescribed to them?

Response	6	8	10	12	Total	
No risk	13.5	7.1	6.0	4.7	8.1	
Slight risk	4.6	5.3	9.0	9.3	6.9	
Moderate risk	15.0	18.7	22.1	22.5	19.3	
Great risk	66.9	68.9	62.9	63.5	65.7	
N of Valid	1810	1764	1640	1445	6659	
N of Miss	88	66	73	104	331	

Table 130: How much do you think people risk harming themselves (physically or in other ways) if they: use non-prescription drugs to get high?

Response	6	8	10	12	Total	
No risk	13.0	6.7	5.5	5.3	7.8	
Slight risk	3.8	4.4	8.0	6.9	5.6	
Moderate risk	13.0	17.8	21.0	22.3	18.3	
Great risk	70.3	71.2	65.5	65.6	68.3	
N of Valid	1799	1769	1638	1444	6650	
N of Miss	99	61	75	105	340	

Table 131: How much do you think people risk harming themselves (physically or in other ways) if they: use e-cigarettes, e-cigars, or e-hookahs?

Response	6	8	10	12	Total	
No risk	17.0	18.4	27.6	34.3	23.7	
Slight risk	16.7	27.0	33.5	35.6	27.7	
Moderate risk	20.6	22.0	17.2	14.5	18.8	
Great risk	45.7	32.6	21.7	15.6	29.7	
N of Valid	1801	1771	1638	1446	6656	
N of Miss	97	59	75	103	334	

Table 132: Have you ever used smokeless tobacco (chew, snuff, plug, dipping tobacco, or chewing tobacco)?


Response	6	8	10	12	Total	
Never	92.7	88.2	84.4	78.2	86.3	
Once or Twice	5.3	7.3	9.0	10.5	7.9	
Once in a while but not regularly	0.8	1.8	2.7	3.1	2.0	
Regularly in the past	0.8	1.5	1.7	2.6	1.6	
Regularly now	0.4	1.2	2.3	5.5	2.2	
N of Valid	1825	1768	1640	1442	6675	
N of Miss	73	62	73	107	315	

Table 133: How often have you used smokeless tobacco during the past 30 days?


Response	6	8	10	12	Total	
Not at all	98.5	96.6	94.4	90.1	95.2	
Once or twice	0.8	1.6	2.5	3.0	1.9	
Once or twice per week	0.3	0.6	0.9	1.0	0.7	
Three to five times per week	0.1	0.2	0.1	0.7	0.3	
About once a day	0.2	0.4	0.5	0.9	0.5	
More than once a day	0.2	0.6	1.7	4.4	1.6	
N of Valid	1827	1773	1629	1438	6667	
N of Miss	71	57	84	111	323	

Table 134: Have you ever smoked cigarettes?


Response	6	8	10	12	Total	
Never	91.4	84.7	74.1	65.0	79.7	
Once or Twice	6.7	10.4	15.5	15.2	11.7	
Once in a while but not regularly	0.9	2.3	4.8	10.2	4.2	
Regularly in the past	0.7	1.6	3.0	5.5	2.5	
Regularly now	0.3	0.9	2.6	4.1	1.9	
N of Valid	1816	1776	1636	1443	6671	
N of Miss	82	54	77	106	319	

Table 135: How frequently have you smoked cigarettes during the past 30 days?

Response	6	8	10	12	Total	
Not at all	98.7	96.7	93.4	85.9	94.1	
Less than one cigarette per day	0.8	2.0	3.6	8.1	3.4	
One to five cigarettes per day	0.2	0.6	1.7	3.8	1.5	
About one-half pack per day	0.1	0.3	0.7	1.4	0.6	
About one pack per day	0.0	0.2	0.2	0.4	0.2	
About one and one-half packs per day	0.1	0.1	0.2	0.2	0.1	
Two packs or more per day	0.1	0.1	0.2	0.1	0.1	
N of Valid	1813	1774	1636	1441	6664	
N of Miss	85	56	77	108	326	

Table 136: Which statement best describes rules about smoking inside your home or your family cars?

Response	6	8	10	12	Total	
Smoking is not allowed anywhere inside your home or cars	65.4	65.5	68.6	67.5	66.7	
Smoking is allowed in some places and at some times or in some cars	10.2	10.1	10.6	12.0	10.7	
Smoking is allowed anywhere inside the home or cars	3.3	3.2	4.6	5.5	4.1	
There are no rules about smoking inside the home or cars	2.7	5.7	4.4	6.4	4.7	
I don't know	18.4	15.5	11.8	8.5	13.9	
N of Valid	1794	1766	1641	1442	6643	
N of Miss	104	64	72	107	347	

Table 137: Have you ever used e-cigarettes, e-cigars, or e-hookahs (vaping)?

Response	6	8	10	12	Total	
Never	91.8	78.6	61.3	48.0	71.3	
Once or Twice	5.5	10.9	14.4	15.9	11.4	
Once in a while but not regularly	1.4	5.9	11.4	14.6	7.9	
Regularly in the past	0.8	2.3	5.0	8.0	3.8	
Regularly now	0.4	2.3	7.9	13.6	5.6	
N of Valid	1803	1760	1635	1438	6636	
N of Miss	95	70	78	111	354	

Table 138: How frequently have you used e-cigarettes, e-cigars, or e-hookahs (vaping)?


Response	6	8	10	12	Total	
Not at all	97.5	90.3	77.2	67.0	84.0	
Less than 10 puffs per day	2.1	6.2	12.2	15.4	8.5	
10 to 50 puffs per day	0.3	1.8	6.9	8.9	4.2	
About one-half cartomiser per day	0.0	0.5	1.3	2.2	0.9	
About one cartomiser per day	0.0	0.5	0.9	2.8	1.0	
About one and one-half cartomisers per day	0.1	0.2	0.7	0.9	0.4	
Two cartomisers or more per day	0.1	0.5	0.8	2.8	1.0	
N of Valid	1799	1748	1610	1431	6588	
N of Miss	99	82	103	118	402	

Table 139: During this school year, were you taught in any of your classes about the dangers of tobacco use?

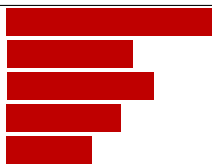
Response	6	8	10	12	Total	
Never	20.9	25.0	39.7	47.8	32.4	
Rarely	14.7	17.8	20.2	20.7	18.1	
Sometimes	23.5	24.4	20.4	17.5	21.7	
Often	21.7	19.9	13.3	8.4	16.3	
Almost always	19.3	12.9	6.4	5.6	11.5	
N of Valid	1795	1757	1619	1437	6608	
N of Miss	103	73	94	112	382	

Table 140: During the past 12 months, have you participated in any community activities to discourage people your age from using cigarettes, chewing tobacco, snuff, dip or cigars, e-cigarettes, e-cigars, or e-hookahs?


Response	6	8	10	12	Total	
Never	64.7	65.4	73.5	78.8	70.2	
Rarely	11.3	13.6	13.2	10.8	12.3	
Sometimes	11.6	11.3	7.9	6.0	9.4	
Often	6.6	6.2	3.3	2.4	4.8	
Almost always	5.9	3.4	2.0	2.0	3.4	
N of Valid	1777	1751	1613	1432	6573	
N of Miss	121	79	100	117	417	

Table 141: Think back over the last two weeks. How many times have you had five or more alcoholic drinks in a row?







Response	6	8	10	12	Total	
None	97.0	93.5	86.5	79.2	89.7	
Once	1.7	2.6	4.9	7.8	4.0	
Twice	0.5	1.6	4.2	5.2	2.7	
3-5 times	0.3	1.5	2.7	5.1	2.3	
6-9 times	0.2	0.3	0.7	0.8	0.5	
10 or more times	0.3	0.4	1.0	1.9	0.8	
N of Valid	1804	1749	1607	1431	6591	
N of Miss	94	81	106	118	399	

Table 142: During the past 30 days, how many times did you ride in a car or other vehicle driven by someone who had been drinking alcohol or using drugs to get high?






Response	6	8	10	12	Total	
0 times	90.3	88.4	83.3	83.3	86.6	
1 time	4.7	5.2	7.1	5.9	5.7	
2 or 3 times	2.3	3.4	5.4	5.4	4.0	
4 or 5 times	0.8	0.9	1.7	2.2	1.3	
6 or more times	1.9	2.0	2.5	3.3	2.4	
N of Valid	1796	1742	1610	1430	6578	
N of Miss	102	88	103	119	412	

Table 143: During the past 30 days, how many times did you drive a car or other vehicle when you had been drinking alcohol or using drugs to get high?







Response	6	8	10	12	Total	
I did not drive a car in the past 30 days	50.1	58.2	45.6	23.4	45.3	
0 times	48.1	39.8	50.8	66.4	50.6	
1 time	1.0	0.9	1.5	4.3	1.8	
2 or 3 times	0.5	0.6	1.0	2.4	1.1	
4 or 5 times	0.1	0.1	0.4	0.9	0.3	
6 or more times	0.2	0.4	0.8	2.6	0.9	
N of Valid	1752	1712	1595	1431	6490	
N of Miss	146	118	118	118	500	

Table 144: If you drank alcohol (not just a sip or taste) in the past year, where did you usually drink it?











Response	6	8	10	12	Total	
I did not drink alcohol in the past year	91.8	82.4	61.3	50.2	72.8	
At my home	4.6	8.1	14.4	13.7	9.9	
At someone else's home	2.4	6.8	19.9	30.4	13.9	
At an open area like a park, beach, field, back road, woods, or a street corner	0.4	1.1	2.1	3.2	1.6	
At a sporting event or concert	0.1	0.4	0.7	0.5	0.4	
At a restaurant, bar, or a nightclub	0.3	0.4	0.6	1.1	0.6	
At an empty building or a construction site	0.1	0.3	0.2	0.0	0.2	
At a hotel/motel	0.1	0.2	0.3	0.1	0.2	
An a car	0.2	0.0	0.3	0.8	0.3	
At school	0.1	0.2	0.3	0.1	0.2	
N of Valid	1759	1726	1586	1412	6483	
N of Miss	139	104	127	137	507	

Table 145: How do you feel about someone your age having one or two drinks of an alcoholic beverage nearly every day?





Response	6	8	10	12	Total	
Neither approve nor disapprove	20.3	25.5	33.3	34.2	27.9	
Somewhat disapprove	7.0	14.5	20.2	26.1	16.4	
Strongly disapprove	57.2	49.1	36.7	31.5	44.4	
Don't know or can't say	15.4	10.9	9.9	8.2	11.3	
N of Valid	1777	1739	1602	1434	6552	
N of Miss	121	91	111	115	438	

Table 146: On how many occasions have you had alcoholic beverages (beer, wine or hard liquor) to drink in your lifetime - more than just a few sips?






Response	6	8	10	12	Total	
0	87.2	76.9	55.4	42.8	67.1	
1-2	8.1	12.4	16.4	14.2	12.6	
3-5	2.8	5.0	9.8	10.9	6.8	
6-9	0.4	1.6	5.3	8.1	3.6	
10+	1.5	4.1	13.1	24.1	9.9	
N of Valid	1811	1748	1615	1426	6600	
N of Miss	87	82	98	123	390	

Table 147: On how many occasions have you drunk one of more drinks of an alcoholic beverage during the past 30 days?






Response	6	8	10	12	Total	
0	97.2	93.0	80.4	71.2	86.4	
1-2	2.1	4.5	11.8	16.2	8.2	
3-5	0.3	1.6	4.7	5.8	2.9	
6-9	0.1	0.3	1.6	2.6	1.1	
10+	0.3	0.6	1.4	4.2	1.5	
N of Valid	1802	1747	1604	1418	6571	
N of Miss	96	83	109	131	419	

Table 148: On how many occasions have you used marijuana (grass, pot) or hashish (hash, hash oil) in your lifetime?






Response	6	8	10	12	Total	
0	97.5	89.7	78.4	62.9	83.3	
1-2	1.4	4.1	6.0	8.6	4.8	
3-5	0.3	1.7	3.3	5.7	2.6	
6-9	0.1	1.0	2.3	3.3	1.6	
10+	0.7	3.5	10.0	19.5	7.8	
N of Valid	1803	1742	1599	1419	6563	
N of Miss	95	88	114	130	427	

Table 149: On how many occasions have you used marijuana (grass, pot) or hashish (hash, hash oil) during the past 30 days?






Response	6	8	10	12	Total	
0	99.1	95.4	89.4	81.4	91.9	
1-2	0.4	2.1	4.2	5.8	3.0	
3-5	0.2	1.1	2.2	3.1	1.6	
6-9	0.1	0.5	1.0	1.1	0.6	
10+	0.2	0.9	3.2	8.6	3.0	
N of Valid	1798	1743	1603	1422	6566	
N of Miss	100	87	110	127	424	

Table 150: On how many occasions have you used LSD or other psychedelics in your lifetime?






Response	6	8	10	12	Total	
0	99.7	99.3	97.4	93.9	97.8	
1-2	0.2	0.5	1.4	4.0	1.4	
3-5	0.0	0.0	0.2	0.9	0.3	
6-9	0.1	0.0	0.2	0.5	0.2	
10+	0.0	0.2	0.6	0.7	0.4	
N of Valid	1787	1746	1606	1417	6556	
N of Miss	111	84	107	132	434	

Table 151: On how many occasions have you used LSD or other psychedelics during the past 30 days?






Response	6	8	10	12	Total	
0	99.9	99.7	99.1	98.3	99.3	
1-2	0.1	0.2	0.6	1.1	0.4	
3-5	0.0	0.0	0.1	0.2	0.1	
6-9	0.0	0.0	0.2	0.1	0.1	
10+	0.0	0.1	0.1	0.3	0.1	
N of Valid	1778	1743	1605	1420	6546	
N of Miss	120	87	108	129	444	

Table 152: On how many occasions have you used cocaine or crack in your lifetime?






Response	6	8	10	12	Total	
0	99.7	99.4	98.4	97.6	98.9	
1-2	0.1	0.4	0.7	1.5	0.7	
3-5	0.0	0.1	0.3	0.4	0.2	
6-9	0.0	0.0	0.2	0.4	0.1	
10+	0.2	0.1	0.3	0.1	0.2	
N of Valid	1801	1742	1605	1424	6572	
N of Miss	97	88	108	125	418	

Table 153: On how many occasions have you used cocaine or crack during the past 30 days?


Response	6	8	10	12	Total	
0	99.8	99.7	99.6	99.3	99.6	
1-2	0.1	0.2	0.1	0.6	0.2	
3-5	0.0	0.0	0.0	0.0	0.0	
6-9	0.0	0.1	0.1	0.1	0.1	
10+	0.1	0.1	0.1	0.0	0.1	
N of Valid	1800	1738	1606	1423	6567	
N of Miss	98	92	107	126	423	

Table 154: On how many occasions have you sniffed glue, breathed the contents of an aerosol spray can, or inhaled other gases or sprays, in order to get high in your lifetime?


Response	6	8	10	12	Total	
0	96.0	93.9	94.0	95.4	94.8	
1-2	2.8	4.5	3.6	2.6	3.4	
3-5	0.6	0.7	1.4	0.8	0.9	
6-9	0.2	0.4	0.5	0.3	0.3	
10+	0.4	0.5	0.6	0.9	0.6	
N of Valid	1804	1738	1605	1421	6568	
N of Miss	94	92	108	128	422	

Table 155: On how many occasions have you sniffed glue, breathed the contents of an aerosol spray can, or inhaled other gases or sprays, in order to get high during the past 30 days?


Response	6	8	10	12	Total	
0	98.6	98.1	98.6	99.0	98.6	
1-2	1.1	1.4	1.2	0.6	1.1	
3-5	0.2	0.2	0.2	0.1	0.2	
6-9	0.1	0.1	0.0	0.1	0.0	
10+	0.1	0.2	0.1	0.2	0.1	
N of Valid	1797	1735	1604	1421	6557	
N of Miss	101	95	109	128	433	

Table 156: On how many occasions have you used Pegaramide (peg, Peggy, etc.) in your lifetime?


Response	6	8	10	12	Total	
0	100.0	100.0	100.0	100.0	100.0	
1-2	0.0	0.0	0.0	0.0	0.0	
3-5	0.0	0.0	0.0	0.0	0.0	
6-9	0.0	0.0	0.0	0.0	0.0	
10+	0.0	0.0	0.0	0.0	0.0	
N of Valid	1789	1731	1602	1417	6539	
N of Miss	109	99	111	132	451	

Table 157: On how many occasions have you used Pegaramide (peg, Peggy, etc.) during the past 30 days?


Response	6	8	10	12	Total	
0	100.0	100.0	100.0	100.0	100.0	
1-2	0.0	0.0	0.0	0.0	0.0	
3-5	0.0	0.0	0.0	0.0	0.0	
6-9	0.0	0.0	0.0	0.0	0.0	
10+	0.0	0.0	0.0	0.0	0.0	
N of Valid	1784	1732	1601	1418	6535	
N of Miss	114	98	112	131	455	

Table 158: On how many occasions have you used synthetic marijuana (K2, spice) in your lifetime?






Response	6	8	10	12	Total	
0	99.3	98.6	97.3	96.3	98.0	
1-2	0.4	0.6	1.6	2.4	1.2	
3-5	0.1	0.3	0.6	0.4	0.3	
6-9	0.0	0.3	0.1	0.5	0.2	
10+	0.2	0.2	0.4	0.4	0.3	
N of Valid	1790	1735	1603	1418	6546	
N of Miss	108	95	110	131	444	

Table 159: On how many occasions have you used synthetic marijuana (K2, spice) during the past 30 days?


Response	6	8	10	12	Total	
0	99.7	99.2	99.2	99.2	99.3	
1-2	0.1	0.4	0.4	0.3	0.3	
3-5	0.1	0.1	0.2	0.2	0.1	
6-9	0.0	0.1	0.1	0.1	0.1	
10+	0.2	0.2	0.1	0.2	0.2	
N of Valid	1793	1733	1598	1415	6539	
N of Miss	105	97	115	134	451	

Table 160: On how many occasions have you used methamphetamines (meth, speed, crank, crystal meth) in your lifetime?


Response	6	8	10	12	Total	
0	99.7	99.1	98.7	99.2	99.2	
1-2	0.2	0.5	0.6	0.4	0.4	
3-5	0.0	0.2	0.3	0.0	0.1	
6-9	0.0	0.0	0.1	0.0	0.0	
10+	0.1	0.2	0.3	0.4	0.2	
N of Valid	1790	1732	1598	1416	6536	
N of Miss	108	98	115	133	454	

Table 161: On how many occasions have you used methamphetamines (meth, speed, crank, crystal meth) in the past 30 days?


Response	6	8	10	12	Total	
0	99.9	99.6	99.9	99.7	99.8	
1-2	0.0	0.2	0.0	0.1	0.1	
3-5	0.0	0.1	0.1	0.0	0.0	
6-9	0.0	0.1	0.0	0.1	0.1	
10+	0.1	0.1	0.0	0.1	0.0	
N of Valid	1778	1728	1598	1416	6520	
N of Miss	120	102	115	133	470	

Table 162: On how many occasions have you used other chemical products (bath salts, plant food, etc.) in your lifetime?






Response	6	8	10	12	Total	
0	97.9	98.6	99.1	99.2	98.7	
1-2	1.3	0.8	0.3	0.5	0.8	
3-5	0.4	0.5	0.4	0.1	0.3	
6-9	0.0	0.1	0.1	0.1	0.0	
10+	0.4	0.1	0.1	0.2	0.2	
N of Valid	1784	1733	1597	1418	6532	
N of Miss	114	97	116	131	458	

Table 163: On how many occasions have you used other chemical products (bath salts, plant food, etc.) during the past 30 days?





Response	6	8	10	12	Total	
0	99.4	99.4	99.7	99.9	99.6	
1-2	0.4	0.5	0.3	0.1	0.3	
3-5	0.1	0.1	0.0	0.1	0.1	
6-9	0.0	0.0	0.0	0.0	0.0	
10+	0.1	0.1	0.1	0.0	0.1	
N of Valid	1778	1735	1595	1417	6525	
N of Miss	120	95	118	132	465	

Table 164: On how many occasions have you used heroin or other opiates in your lifetime?






Response	6	8	10	12	Total	
0	99.8	99.5	98.8	98.8	99.2	
1-2	0.1	0.3	0.3	0.6	0.3	
3-5	0.1	0.1	0.4	0.5	0.2	
6-9	0.0	0.0	0.2	0.0	0.0	
10+	0.1	0.1	0.4	0.1	0.2	
N of Valid	1782	1735	1596	1415	6528	
N of Miss	116	95	117	134	462	

Table 165: On how many occasions have you used heroin or other opiates during the past 30 days?


Response	6	8	10	12	Total	
0	99.9	99.7	99.6	99.6	99.7	
1-2	0.1	0.1	0.2	0.3	0.2	
3-5	0.0	0.1	0.0	0.1	0.0	
6-9	0.0	0.1	0.0	0.0	0.0	
10+	0.0	0.1	0.2	0.0	0.1	
N of Valid	1775	1721	1586	1411	6493	
N of Miss	123	109	127	138	497	

Table 166: On how many occasions have you used MDMA ('X', 'E', or ecstasy) in your lifetime?


Response	6	8	10	12	Total	
0	99.9	99.4	98.3	97.5	98.8	
1-2	0.1	0.4	0.8	1.5	0.6	
3-5	0.0	0.1	0.3	0.5	0.2	
6-9	0.1	0.0	0.0	0.4	0.1	
10+	0.0	0.1	0.6	0.2	0.2	
N of Valid	1769	1732	1593	1414	6508	
N of Miss	129	98	120	135	482	

Table 167: On how many occasions have you used MDMA ('X', 'E', or ecstasy) during the past 30 days?


Response	6	8	10	12	Total	
0	100.0	99.8	99.4	99.6	99.7	
1-2	0.0	0.1	0.2	0.3	0.1	
3-5	0.0	0.1	0.3	0.0	0.1	
6-9	0.0	0.0	0.1	0.1	0.0	
10+	0.0	0.1	0.1	0.0	0.0	
N of Valid	1763	1725	1588	1414	6490	
N of Miss	135	105	125	135	500	

Table 168: On how many occasions have you taken prescription drugs (such as Valium, Xanax, Ritalin, Adderall, OxyContin, Tramadol, or sleeping pills) not prescribed to you in your lifetime?






Response	6	8	10	12	Total	
0	95.9	94.6	89.1	85.8	91.7	
1-2	2.2	2.8	4.6	4.7	3.5	
3-5	1.0	0.9	2.5	3.8	1.9	
6-9	0.2	0.3	1.3	1.1	0.7	
10+	0.8	1.4	2.6	4.6	2.2	
N of Valid	1784	1733	1596	1413	6526	
N of Miss	114	97	117	136	464	

Table 169: On how many occasions have you taken prescription drugs (such as Valium, Xanax, Ritalin, Adderall, OxyContin, Tramadol, or sleeping pills) not prescribed to you during the past 30 days?






Response	6	8	10	12	Total	
0	98.4	97.8	95.4	94.3	96.6	
1-2	0.9	1.2	2.7	2.8	1.8	
3-5	0.2	0.5	1.2	1.6	0.8	
6-9	0.1	0.2	0.2	0.6	0.3	
10+	0.3	0.3	0.6	0.7	0.5	
N of Valid	1793	1731	1597	1414	6535	
N of Miss	105	99	116	135	455	

Table 170: On how many occasions have you taken non-prescription medicines such as diet pills (for example, Dietac, Dexatrim or Prolamine), stay-awake pills (for example No-Doz, Vivarin, or Wake), or cough or cold medicines (robos, DXM, etc.) to get high in your lifetime?






Response	6	8	10	12	Total	
0	98.8	98.1	95.4	95.5	97.1	
1-2	0.5	0.9	2.3	1.4	1.2	
3-5	0.3	0.6	1.0	1.1	0.7	
6-9	0.1	0.1	0.6	0.6	0.3	
10+	0.3	0.3	0.8	1.4	0.7	
N of Valid	1791	1734	1596	1418	6539	
N of Miss	107	96	117	131	451	

Table 171: On how many occasions have you taken non-prescription medicines such as diet pills (for example, Dietac, Dexatrim or Prolamine), stay-awake pills (for example No-Doz, Vivarin, or Wake), or cough or cold medicines (robos, DXM, etc.) to get high during the past 30 days?






Response	6	8	10	12	Total	
0	99.4	99.3	98.4	98.3	98.9	
1-2	0.3	0.5	0.8	1.0	0.6	
3-5	0.0	0.2	0.4	0.4	0.2	
6-9	0.1	0.0	0.3	0.1	0.1	
10+	0.2	0.1	0.3	0.2	0.2	
N of Valid	1786	1731	1590	1415	6522	
N of Miss	112	99	123	134	468	

Table 172: On how many occasions have you been drunk or very high from drinking alcoholic beverages during the past 30 days?






Response	6	8	10	12	Total	
0	98.8	96.3	87.8	82.6	92.0	
1-2	0.7	2.1	6.8	8.7	4.3	
3-5	0.3	0.8	3.3	4.1	2.0	
6-9	0.1	0.3	0.9	1.4	0.6	
10+	0.1	0.5	1.1	3.2	1.1	
N of Valid	1793	1725	1586	1407	6511	
N of Miss	105	105	127	142	479	

Table 173: On how many occasions have you drunk flavored alcoholic beverages, sometimes called 'alcopops' (like Mike's Hard Lemonade, Smirnoff Ice, Bacardi Breezers, etc.) in your lifetime?






Response	6	8	10	12	Total	
0	94.5	87.3	73.4	62.6	80.5	
1-2	4.1	6.8	9.9	8.4	7.2	
3-5	0.8	2.8	5.7	9.3	4.4	
6-9	0.2	1.4	3.5	5.3	2.4	
10+	0.3	1.7	7.5	14.4	5.5	
N of Valid	1798	1727	1591	1414	6530	
N of Miss	100	103	122	135	460	

Table 174: On how many occasions have you drunk flavored alcoholic beverages, sometimes called 'alcopops' (like Mike's Hard Lemonade, Smirnoff Ice, Bacardi Breezers, etc.) during the past 30 days?


Response	6	8	10	12	Total	
0	98.4	95.1	86.6	82.2	91.1	
1-2	1.1	3.4	7.5	9.9	5.2	
3-5	0.3	1.0	3.5	4.4	2.1	
6-9	0.0	0.3	1.3	1.3	0.7	
10+	0.2	0.2	1.1	2.3	0.9	
N of Valid	1783	1729	1595	1418	6525	
N of Miss	115	101	118	131	465	

Table 175: If you smoked cigarettes (not just a puff or drag) in the past year, how did you usually get them?


Response	6	8	10	12	Total	
I did not smoke cigarettes in the past year	95.7	92.2	84.5	77.3	88.0	
I bought them myself with a fake ID	0.0	0.1	0.1	0.1	0.1	
I bought them myself without a fake ID	0.0	0.1	0.3	5.4	1.3	
I got them from someone I know age 18 or older	0.6	1.4	5.0	8.9	3.7	
I got them from someone I know under age 18	0.5	1.0	2.7	1.8	1.4	
I got them from my brother or sister	0.3	0.4	0.7	0.3	0.4	
I got them from home with my parents' permission	0.2	0.6	0.3	0.4	0.4	
I got them from home without my parents' permission	0.7	1.6	1.9	0.8	1.3	
I got them from another relative	0.1	0.2	1.0	0.4	0.4	
A stranger bought them for me	0.0	0.1	0.8	0.2	0.3	
I took them from a store or shop	0.0	0.1	0.1	0.1	0.1	
Other	1.9	2.3	2.5	4.1	2.6	
N of Valid	1758	1684	1552	1399	6393	
N of Miss	140	146	161	150	597	

Table 176: If you used e-cigarettes, e-cigars, or e-hookahs (not just a puff or drag) in the past year, how did you usually get them? - I did not use e-cigarettes, e-cigars, or e-hookahs in the past year



Response	6	8	10	12	Total	
No	3.3	12.5	27.4	37.7	19.2	
Yes	96.7	87.5	72.6	62.3	80.8	
N of Valid	1725	1681	1550	1400	6356	
N of Miss	0	0	0	0	0	

Table 177: If you used e-cigarettes, e-cigars, or e-hookahs (not just a puff or drag) in the past year, how did you usually get them? - I bought them in a store such as a convenience store, supermarket, discount store, or gas station



Response	6	8	10	12	Total	
No	99.8	99.6	98.6	96.5	98.7	
Yes	0.2	0.4	1.4	3.5	1.3	
N of Valid	1725	1681	1550	1400	6356	
N of Miss	0	0	0	0	0	

Table 178: If you used e-cigarettes, e-cigars, or e-hookahs (not just a puff or drag) in the past year, how did you usually get them? - I got them on the Internet



Response	6	8	10	12	Total	
No	99.8	99.5	99.3	98.6	99.3	
Yes	0.2	0.5	0.7	1.4	0.7	
N of Valid	1725	1681	1550	1400	6356	
N of Miss	0	0	0	0	0	

Table 179: If you used e-cigarettes, e-cigars, or e-hookahs (not just a puff or drag) in the past year, how did you usually get them? - I got them at a store that sells electronic cigarettes, such as a "vape shop"



Response	6	8	10	12	Total	
No	99.9	99.2	95.5	87.3	95.9	
Yes	0.1	0.8	4.5	12.7	4.1	
N of Valid	1725	1681	1550	1400	6356	
N of Miss	0	0	0	0	0	

Table 180: If you used e-cigarettes, e-cigars, or e-hookahs (not just a puff or drag) in the past year, how did you usually get them? - I got them from a family member



Response	6	8	10	12	Total	
No	99.0	96.1	95.7	97.8	97.2	
Yes	1.0	3.9	4.3	2.2	2.8	
N of Valid	1725	1681	1550	1400	6356	
N of Miss	0	0	0	0	0	

Table 181: If you used e-cigarettes, e-cigars, or e-hookahs (not just a puff or drag) in the past year, how did you usually get them? - I got them from a friend



Response	6	8	10	12	Total	
No	98.4	93.8	83.4	81.5	89.8	
Yes	1.6	6.2	16.6	18.5	10.2	
N of Valid	1725	1681	1550	1400	6356	
N of Miss	0	0	0	0	0	

Table 182: If you used e-cigarettes, e-cigars, or e-hookahs (not just a puff or drag) in the past year, how did you usually get them? - A stranger got them for me



Response	6	8	10	12	Total	
No	99.9	99.6	99.7	99.6	99.7	
Yes	0.1	0.4	0.3	0.4	0.3	
N of Valid	1725	1681	1550	1400	6356	
N of Miss	0	0	0	0	0	

Table 183: If you used e-cigarettes, e-cigars, or e-hookahs (not just a puff or drag) in the past year, how did you usually get them? - I took them from a store or shop



Response	6	8	10	12	Total	
No	100.0	99.9	100.0	99.9	99.9	
Yes	0.0	0.1	0.0	0.1	0.1	
N of Valid	1725	1681	1550	1400	6356	
N of Miss	0	0	0	0	0	

Table 184: If you used e-cigarettes, e-cigars, or e-hookahs (not just a puff or drag) in the past year, how did you usually get them? - I got them some other way



Response	6	8	10	12	Total	
No	99.4	98.4	97.9	97.4	98.3	
Yes	0.6	1.6	2.1	2.6	1.7	
N of Valid	1725	1681	1550	1400	6356	
N of Miss	0	0	0	0	0	

Table 185: If you used marijuana (grass, pot) (not just a puff or drag) in the past year, how did you usually get it? - I did not use marijuana (grass, pot) in the past year



Response	6	8	10	12	Total	
No	2.7	9.5	20.3	31.8	15.2	
Yes	97.3	90.5	79.7	68.2	84.8	
N of Valid	1721	1672	1550	1395	6338	
N of Miss	0	0	0	0	0	

Table 186: If you used marijuana (grass, pot) (not just a puff or drag) in the past year, how did you usually get it? - I bought it myself



Response	6	8	10	12	Total	
No	99.7	97.8	92.3	85.3	94.2	
Yes	0.3	2.2	7.7	14.7	5.8	
N of Valid	1721	1672	1550	1395	6338	
N of Miss	0	0	0	0	0	

Table 187: If you used marijuana (grass, pot) (not just a puff or drag) in the past year, how did you usually get it? - I got it from someone at school



Response	6	8	10	12	Total	
No	99.9	98.3	96.4	94.9	97.5	
Yes	0.1	1.7	3.6	5.1	2.5	
N of Valid	1721	1672	1550	1395	6338	
N of Miss	0	0	0	0	0	

Table 188: If you used marijuana (grass, pot) (not just a puff or drag) in the past year, how did you usually get it? - I got it from someone with a medical marijuana card



Response	6	8	10	12	Total	
No	99.8	99.6	99.5	99.4	99.6	
Yes	0.2	0.4	0.5	0.6	0.4	
N of Valid	1721	1672	1550	1395	6338	
N of Miss	0	0	0	0	0	

Table 189: If you used marijuana (grass, pot) (not just a puff or drag) in the past year, how did you usually get it? - I got it from my brother or sister



Response	6	8	10	12	Total	
No	99.6	98.9	98.4	98.4	98.8	
Yes	0.4	1.1	1.6	1.6	1.2	
N of Valid	1721	1672	1550	1395	6338	
N of Miss	0	0	0	0	0	

Table 190: If you used marijuana (grass, pot) (not just a puff or drag) in the past year, how did you usually get it? - I got it from another relative



Response	6	8	10	12	Total	
No	99.6	98.8	98.5	97.9	98.7	
Yes	0.4	1.2	1.5	2.1	1.3	
N of Valid	1721	1672	1550	1395	6338	
N of Miss	0	0	0	0	0	

Table 191: If you used marijuana (grass, pot) (not just a puff or drag) in the past year, how did you usually get it? - Other



Response	6	8	10	12	Total	
No	98.5	95.6	92.2	88.6	94.0	
Yes	1.5	4.4	7.8	11.4	6.0	
N of Valid	1721	1672	1550	1395	6338	
N of Miss	0	0	0	0	0	

Table 192: If you drank alcohol (not just a sip or taste) in the past year, how did you usually get it?













Response	6	8	10	12	Total	
I did not drink alcohol in the past year	93.5	83.3	64.6	52.4	74.7	
I bought it myself with a fake ID	0.0	0.2	0.4	0.4	0.3	
I bought it myself without a fake ID	0.1	0.2	0.5	2.3	0.7	
I got it from someone I know age 21 or older	0.9	2.8	8.5	18.6	7.1	
I got it from someone I know under age 21	0.1	1.8	6.3	8.3	3.9	
I got it from my brother or sister	0.2	0.7	1.4	1.2	0.8	
I got it from home with my parents' permission	2.3	3.6	5.9	5.4	4.2	
I got it from home without my parents' permission	0.8	2.9	3.9	1.9	2.3	
I got it from another relative	0.5	1.4	1.9	1.7	1.3	
A stranger bought it for me	0.1	0.1	0.3	0.7	0.3	
I took it from a store or shop	0.0	0.1	0.1	0.3	0.1	
Other	1.7	3.1	6.2	6.8	4.3	
N of Valid	1731	1672	1542	1390	6335	
N of Miss	167	158	171	159	655	

Table 193: If you used prescription drugs or over the counter drugs without a doctor telling you to use it or for the purpose of getting high, where did you get these drugs? - Did not use



Response	6	8	10	12	Total	
No	0.9	2.5	6.5	8.6	4.4	
Yes	99.1	97.5	93.5	91.4	95.6	
N of Valid	1727	1672	1543	1392	6334	
N of Miss	0	0	0	0	0	

Table 194: If you used prescription drugs or over the counter drugs without a doctor telling you to use it or for the purpose of getting high, where did you get these drugs? -
Bought or took from store or shop



Response	6	8	10	12	Total	
No	99.8	99.8	99.4	99.2	99.6	
Yes	0.2	0.2	0.6	0.8	0.4	
N of Valid	1727	1672	1543	1392	6334	
N of Miss	0	0	0	0	0	

Table 195: If you used prescription drugs or over the counter drugs without a doctor telling you to use it or for the purpose of getting high, where did you get these drugs? -
Got from parents with permission



Response	6	8	10	12	Total	
No	99.8	99.7	98.4	99.3	99.3	
Yes	0.2	0.3	1.6	0.7	0.7	
N of Valid	1727	1672	1543	1392	6334	
N of Miss	0	0	0	0	0	

Table 196: If you used prescription drugs or over the counter drugs without a doctor telling you to use it or for the purpose of getting high, where did you get these drugs? -
Got from home without permission



Response	6	8	10	12	Total	
No	99.9	99.5	98.8	98.9	99.3	
Yes	0.1	0.5	1.2	1.1	0.7	
N of Valid	1727	1672	1543	1392	6334	
N of Miss	0	0	0	0	0	

Table 197: If you used prescription drugs or over the counter drugs without a doctor telling you to use it or for the purpose of getting high, where did you get these drugs? -
Got from relative with permission



Response	6	8	10	12	Total	
No	99.8	99.6	99.7	99.4	99.6	
Yes	0.2	0.4	0.3	0.6	0.4	
N of Valid	1727	1672	1543	1392	6334	
N of Miss	0	0	0	0	0	

Table 198: If you used prescription drugs or over the counter drugs without a doctor telling you to use it or for the purpose of getting high, where did you get these drugs? -
Got from relative without permission



Response	6	8	10	12	Total	
No	99.9	99.6	99.5	99.6	99.7	
Yes	0.1	0.4	0.5	0.4	0.3	
N of Valid	1727	1672	1543	1392	6334	
N of Miss	0	0	0	0	0	

Table 199: If you used prescription drugs or over the counter drugs without a doctor telling you to use it or for the purpose of getting high, where did you get these drugs? -
Got from friend's home with permission



Response	6	8	10	12	Total	
No	99.9	99.8	99.4	99.6	99.7	
Yes	0.1	0.2	0.6	0.4	0.3	
N of Valid	1727	1672	1543	1392	6334	
N of Miss	0	0	0	0	0	

Table 200: If you used prescription drugs or over the counter drugs without a doctor telling you to use it or for the purpose of getting high, where did you get these drugs? -
Got from friend's home without permission



Response	6	8	10	12	Total	
No	100.0	99.7	99.9	99.8	99.9	
Yes	0.0	0.3	0.1	0.2	0.1	
N of Valid	1727	1672	1543	1392	6334	
N of Miss	0	0	0	0	0	

Table 201: If you used prescription drugs or over the counter drugs without a doctor telling you to use it or for the purpose of getting high, where did you get these drugs? -
Got from friend at school



Response	6	8	10	12	Total	
No	100.0	99.9	99.3	98.6	99.5	
Yes	0.0	0.1	0.7	1.4	0.5	
N of Valid	1727	1672	1543	1392	6334	
N of Miss	0	0	0	0	0	

Table 202: If you used prescription drugs or over the counter drugs without a doctor telling you to use it or for the purpose of getting high, where did you get these drugs? -
Got from friend at party



Response	6	8	10	12	Total	
No	99.9	99.8	99.3	98.9	99.5	
Yes	0.1	0.2	0.7	1.1	0.5	
N of Valid	1727	1672	1543	1392	6334	
N of Miss	0	0	0	0	0	

Table 203: If you used prescription drugs or over the counter drugs without a doctor telling you to use it or for the purpose of getting high, where did you get these drugs? -
Got from friend, elsewhere



Response	6	8	10	12	Total	
No	99.8	99.5	98.3	97.2	98.8	
Yes	0.2	0.5	1.7	2.8	1.2	
N of Valid	1727	1672	1543	1392	6334	
N of Miss	0	0	0	0	0	

Table 204: If you used prescription drugs or over the counter drugs without a doctor telling you to use it or for the purpose of getting high, where did you get these drugs? -
Got from internet sale



Response	6	8	10	12	Total	
No	99.9	99.8	99.5	99.6	99.7	
Yes	0.1	0.2	0.5	0.4	0.3	
N of Valid	1727	1672	1543	1392	6334	
N of Miss	0	0	0	0	0	

Table 205: During the last month, about how many marijuana cigarettes, or the equivalent, did you smoke a day, on the average?

Response	6	8	10	12	Total	
None	98.0	94.6	88.9	83.2	91.7	
Less than 1 a day	1.0	2.3	5.1	6.8	3.6	
1 a day	0.3	0.8	1.0	2.6	1.1	
2-3 a day	0.3	1.0	2.5	3.5	1.7	
4-6 a day	0.1	0.5	1.1	1.9	0.8	
7-10 a day	0.2	0.3	0.6	1.1	0.5	
11 or more a day	0.1	0.5	0.8	1.0	0.6	
N of Valid	1747	1659	1543	1383	6332	
N of Miss	151	171	170	166	658	

Table 206: How wrong do your friends feel it would be for YOU to: have one or two drinks of an alcoholic beverage nearly every day?

Response	6	8	10	12	Total	
Very wrong	80.9	61.5	45.2	37.2	57.6	
Wrong	11.5	20.0	24.5	26.8	20.2	
A little bit wrong	4.8	12.4	19.8	19.2	13.6	
Not at all wrong	2.8	6.1	10.4	16.8	8.6	
N of Valid	1760	1665	1553	1389	6367	
N of Miss	138	165	160	160	623	

Table 207: How wrong do your friends feel it would be for YOU to: smoke tobacco?

Response	6	8	10	12	Total	
Very wrong	86.6	70.5	55.4	44.6	65.6	
Wrong	9.0	17.6	23.5	23.2	17.9	
A little bit wrong	2.5	7.3	12.4	15.1	8.9	
Not at all wrong	1.9	4.6	8.6	17.1	7.6	
N of Valid	1753	1657	1551	1390	6351	
N of Miss	145	173	162	159	639	

Table 208: How wrong do your friends feel it would be for YOU to: smoke marijuana?





Response	6	8	10	12	Total	
Very wrong	89.8	70.6	47.7	35.0	62.5	
Wrong	5.5	12.4	18.3	17.6	13.1	
A little bit wrong	1.9	8.3	15.7	20.6	11.0	
Not at all wrong	2.7	8.6	18.2	26.8	13.3	
N of Valid	1748	1654	1546	1390	6338	
N of Miss	150	176	167	159	652	

Table 209: How wrong do your friends feel it would be for YOU to: use prescription drugs not prescribed to you?





Response	6	8	10	12	Total	
Very wrong	89.3	80.1	68.9	64.4	76.5	
Wrong	7.5	12.7	18.8	20.0	14.3	
A little bit wrong	1.6	4.4	7.5	8.9	5.4	
Not at all wrong	1.7	2.8	4.8	6.8	3.8	
N of Valid	1750	1661	1545	1386	6342	
N of Miss	148	169	168	163	648	

Table 210: How wrong would most adults (over 21) in your neighborhood think it is for kids your age: to use marijuana?





Response	6	8	10	12	Total	
Very wrong	89.7	79.4	64.9	57.3	73.9	
Wrong	6.7	12.9	21.2	21.5	15.1	
A little bit wrong	2.3	4.2	8.9	11.3	6.4	
Not at all wrong	1.3	3.5	5.0	10.0	4.7	
N of Valid	1749	1652	1545	1386	6332	
N of Miss	149	178	168	163	658	

Table 211: How wrong would most adults (over 21) in your neighborhood think it is for kids your age: to drink alcohol?





Response	6	8	10	12	Total	
Very wrong	83.9	73.1	58.0	48.7	67.0	
Wrong	10.1	15.9	23.9	24.9	18.2	
A little bit wrong	4.3	6.7	11.9	16.7	9.5	
Not at all wrong	1.7	4.3	6.1	9.8	5.2	
N of Valid	1742	1645	1541	1383	6311	
N of Miss	156	185	172	166	679	

Table 212: How wrong would most adults (over 21) in your neighborhood think it is for kids your age: to smoke cigarettes?





Response	6	8	10	12	Total	
Very wrong	84.9	76.7	65.5	53.8	71.2	
Wrong	9.9	14.0	21.4	23.2	16.7	
A little bit wrong	3.4	5.8	8.1	12.6	7.2	
Not at all wrong	1.7	3.5	5.0	10.4	4.9	
N of Valid	1740	1640	1540	1381	6301	
N of Miss	158	190	173	168	689	

Table 213: How much do each of the following statements describe your neighborhood? crime and/or drug selling





Response	6	8	10	12	Total	
NO!	82.2	71.6	63.2	62.4	70.4	
no	11.2	18.9	24.1	21.9	18.7	
yes	5.0	7.1	9.7	10.9	8.0	
YES!	1.6	2.4	2.9	4.7	2.8	
N of Valid	1724	1641	1540	1381	6286	
N of Miss	174	189	173	168	704	

Table 214: How much do each of the following statements describe your neighborhood? fights





Response	6	8	10	12	Total	
NO!	71.6	65.6	62.3	64.1	66.1	
no	16.2	23.4	26.7	24.4	22.5	
yes	9.5	8.8	8.7	8.7	8.9	
YES!	2.8	2.2	2.3	2.8	2.5	
N of Valid	1709	1635	1534	1382	6260	
N of Miss	189	195	179	167	730	

Table 215: How much do each of the following statements describe your neighborhood? lots of empty or abandoned buildings





Response	6	8	10	12	Total	
NO!	72.5	69.1	65.4	66.3	68.5	
no	16.7	22.4	25.9	24.3	22.1	
yes	9.2	7.0	6.6	6.8	7.5	
YES!	1.5	1.5	2.1	2.6	1.9	
N of Valid	1711	1635	1535	1377	6258	
N of Miss	187	195	178	172	732	

Table 216: How much do each of the following statements describe your neighborhood? lots of graffiti





Response	6	8	10	12	Total	
NO!	82.6	75.0	71.0	71.4	75.3	
no	13.5	21.0	25.3	24.6	20.8	
yes	3.1	2.6	2.6	2.5	2.7	
YES!	0.8	1.4	1.1	1.5	1.2	
N of Valid	1698	1632	1532	1373	6235	
N of Miss	200	198	181	176	755	

Table 217: I feel safe in my neighborhood.

Response	6	8	10	12	Total	
NO!	6.5	5.0	4.8	3.6	5.1	
no	8.5	7.7	8.1	10.2	8.6	
yes	32.7	37.6	41.7	39.3	37.6	
YES!	52.3	49.7	45.4	46.9	48.8	
N of Valid	1732	1647	1538	1377	6294	
N of Miss	166	183	175	172	696	

Table 218: If a kid smoked marijuana in your neighborhood would he or she be caught by the police?

Response	6	8	10	12	Total	
NO!	11.9	14.4	18.6	24.8	17.0	
no	16.3	34.1	46.4	48.8	35.4	
yes	33.3	30.4	25.1	18.0	27.2	
YES!	38.5	21.1	9.9	8.4	20.4	
N of Valid	1746	1649	1541	1380	6316	
N of Miss	152	181	172	169	674	

Table 219: If a kid drank some beer, wine or hard liquor (for example, vodka, whiskey, or gin) in your neighborhood would he or she be caught by the police?

Response	6	8	10	12	Total	
NO!	13.1	17.1	22.8	28.9	20.0	
no	22.3	41.8	50.7	49.2	40.2	
yes	32.6	24.8	18.9	15.4	23.5	
YES!	32.1	16.3	7.6	6.5	16.4	
N of Valid	1741	1644	1536	1381	6302	
N of Miss	157	186	177	168	688	

Table 220: If a kid carried a handgun in your neighborhood would he or she be caught by the police?





Response	6	8	10	12	Total	
NO!	11.8	13.6	16.6	19.7	15.2	
no	14.1	25.0	32.3	32.3	25.4	
yes	29.5	30.3	30.5	29.1	29.9	
YES!	44.5	31.1	20.7	18.8	29.6	
N of Valid	1740	1642	1534	1380	6296	
N of Miss	158	188	179	169	694	

Table 221: If you wanted to get some cigarettes, how easy would it be for you to get some?





Response	6	8	10	12	Total	
Very hard	76.2	58.0	36.9	19.4	49.3	
Sort of hard	10.7	15.7	19.3	11.5	14.3	
Sort of easy	7.3	13.8	21.8	20.8	15.5	
Very easy	5.8	12.5	22.0	48.3	20.9	
N of Valid	1720	1639	1533	1379	6271	
N of Miss	178	191	180	170	719	

Table 222: If you wanted to get some beer, wine or hard liquor (for example, vodka, whiskey, or gin), how easy would it be for you to get some?





Response	6	8	10	12	Total	
Very hard	74.3	50.9	29.5	18.2	44.8	
Sort of hard	11.3	15.7	16.9	15.5	14.8	
Sort of easy	7.7	17.4	22.8	27.9	18.4	
Very easy	6.6	16.0	30.8	38.4	22.0	
N of Valid	1702	1637	1534	1378	6251	
N of Miss	196	193	179	171	739	

Table 223: If you wanted to get a drug like cocaine, LSD, or amphetamines, how easy would it be for you to get some?

Response	6	8	10	12	Total	
Very hard	92.9	84.5	68.1	55.6	76.4	
Sort of hard	4.2	9.4	17.5	20.8	12.5	
Sort of easy	1.4	2.9	8.7	11.9	5.9	
Very easy	1.5	3.2	5.7	11.7	5.2	
N of Valid	1700	1636	1530	1376	6242	
N of Miss	198	194	183	173	748	

Table 224: If you wanted to get a handgun, how easy would it be for you to get one?

Response	6	8	10	12	Total	
Very hard	76.3	66.2	57.8	48.5	63.0	
Sort of hard	11.3	12.2	16.7	18.6	14.5	
Sort of easy	6.0	10.5	10.9	14.0	10.1	
Very easy	6.4	11.2	14.5	18.9	12.4	
N of Valid	1699	1634	1527	1374	6234	
N of Miss	199	196	186	175	756	

Table 225: If you wanted to get some marijuana, how easy would it be for you to get some?

Response	6	8	10	12	Total	
Very hard	90.0	70.3	42.4	26.8	59.2	
Sort of hard	4.2	9.6	13.2	10.4	9.2	
Sort of easy	2.6	8.3	15.6	17.4	10.5	
Very easy	3.3	11.8	28.8	45.4	21.1	
N of Valid	1684	1622	1525	1371	6202	
N of Miss	214	208	188	178	788	

Table 226: If you wanted to get prescription drugs for the purpose of getting high, how easy would it be for you to get some?





Response	6	8	10	12	Total	
Very hard	84.8	67.6	50.1	40.2	62.0	
Sort of hard	6.1	12.4	15.6	19.1	13.0	
Sort of easy	4.1	9.8	15.9	16.9	11.3	
Very easy	5.0	10.2	18.4	23.8	13.8	
N of Valid	1694	1633	1523	1374	6224	
N of Miss	204	197	190	175	766	

Table 227: If you wanted to get synthetic marijuana such as K2 or chemical products such as bath salts to get high, how easy would it be for you to get some?





Response	6	8	10	12	Total	
Very hard	92.2	83.7	66.8	59.1	76.5	
Sort of hard	3.8	8.7	16.8	19.7	11.8	
Sort of easy	1.8	3.8	8.3	9.9	5.7	
Very easy	2.2	3.8	8.0	11.2	6.0	
N of Valid	1689	1635	1521	1373	6218	
N of Miss	209	195	192	176	772	

Table 228: If you wanted to get steroids to use or to enhance athletic performance, how easy would it be for you to get some?





Response	6	8	10	12	Total	
Very hard	91.3	83.8	67.9	59.4	76.6	
Sort of hard	4.4	9.1	17.7	20.8	12.5	
Sort of easy	2.3	4.3	7.8	9.6	5.8	
Very easy	2.1	2.9	6.6	10.2	5.2	
N of Valid	1695	1631	1523	1369	6218	
N of Miss	203	199	190	180	772	

Table 229: If you wanted to get e-cigarettes, e-cigars, or e-hookahs, how easy would it be for you to get some?





Response	6	8	10	12	Total	
Very hard	83.2	64.2	39.3	24.7	54.6	
Sort of hard	7.1	10.8	11.3	8.9	9.5	
Sort of easy	4.7	11.1	16.5	14.2	11.4	
Very easy	5.0	13.9	32.8	52.2	24.5	
N of Valid	1693	1624	1520	1371	6208	
N of Miss	205	206	193	178	782	

Table 230: During the past 12 months, have you participated in any alcohol prevention programs or seen any alcohol prevention messages in your school or community? Yes, a school-based program focused on preventing underage drinking and/or drinking and driving.



Response	6	8	10	12	Total	
No	68.7	73.2	85.3	88.9	78.4	
Yes	31.3	26.8	14.7	11.1	21.6	
N of Valid	1680	1628	1504	1356	6168	
N of Miss	0	0	0	0	0	

Table 231: During the past 12 months, have you participated in any alcohol prevention programs or seen any alcohol prevention messages in your school or community? Yes, a community-based program focused on preventing underage drinking and/or drinking and driving (for example, through your church or temple or through youth groups like Boys and Girls Club or 4-H).



Response	6	8	10	12	Total	
No	89.1	91.9	94.0	95.9	92.5	
Yes	10.9	8.1	6.0	4.1	7.5	
N of Valid	1680	1628	1504	1356	6168	
N of Miss	0	0	0	0	0	

Table 232: During the past 12 months, have you participated in any alcohol prevention programs or seen any alcohol prevention messages in your school or community? Yes, a media campaign addressing underage drinking and/or drinking and driving (for example, newspaper ads, posters, pamphlets, radio, TV).



Response	6	8	10	12	Total	
No	88.6	88.5	90.5	92.3	89.9	
Yes	11.4	11.5	9.5	7.7	10.1	
N of Valid	1680	1628	1504	1356	6168	
N of Miss	0	0	0	0	0	

Table 233: During the past 12 months, have you participated in any alcohol prevention programs or seen any alcohol prevention messages in your school or community? No



Response	6	8	10	12	Total	
No	39.0	36.1	23.3	17.8	29.8	
Yes	61.0	63.9	76.7	82.2	70.2	
N of Valid	1680	1628	1504	1356	6168	
N of Miss	0	0	0	0	0	

Table 234: How wrong do your parents feel it would be for YOU to: have one or two drinks of an alcoholic beverage nearly every day?





Response	6	8	10	12	Total	
Very wrong	91.0	85.9	78.7	71.4	82.4	
Wrong	5.6	9.0	12.3	17.7	10.8	
A little bit wrong	2.4	3.6	6.3	7.2	4.7	
Not at all wrong	0.9	1.5	2.7	3.7	2.1	
N of Valid	1719	1629	1519	1365	6232	
N of Miss	179	201	194	184	758	

Table 235: How wrong do your parents feel it would be for YOU to: smoke tobacco?





Response	6	8	10	12	Total	
Very wrong	94.6	91.1	84.9	74.5	86.9	
Wrong	3.4	6.3	10.0	15.9	8.5	
A little bit wrong	1.6	1.7	3.6	5.6	3.0	
Not at all wrong	0.4	0.9	1.5	4.0	1.6	
N of Valid	1716	1625	1515	1365	6221	
N of Miss	182	205	198	184	769	

Table 236: How wrong do your parents feel it would be for YOU to: smoke marijuana?





Response	6	8	10	12	Total	
Very wrong	96.2	88.9	81.3	71.8	85.3	
Wrong	2.2	5.6	9.8	12.0	7.1	
A little bit wrong	0.8	3.3	5.0	8.6	4.2	
Not at all wrong	0.8	2.3	3.9	7.6	3.4	
N of Valid	1699	1621	1514	1360	6194	
N of Miss	199	209	199	189	796	

Table 237: How wrong do your parents feel it would be for YOU to: use prescription drugs not prescribed to you?





Response	6	8	10	12	Total	
Very wrong	95.2	93.1	88.9	86.4	91.2	
Wrong	3.5	4.7	6.6	9.3	5.9	
A little bit wrong	0.8	1.1	2.4	2.9	1.7	
Not at all wrong	0.5	1.0	2.1	1.5	1.3	
N of Valid	1696	1623	1518	1360	6197	
N of Miss	202	207	195	189	793	

Table 238: How wrong do your parents feel it would be for YOU to: steal something?





Response	6	8	10	12	Total	
Very wrong	91.5	86.2	82.9	88.0	87.2	
Wrong	6.9	11.3	12.8	9.4	10.1	
A little bit wrong	1.3	1.9	3.1	1.5	2.0	
Not at all wrong	0.3	0.6	1.2	1.0	0.8	
N of Valid	1689	1617	1511	1359	6176	
N of Miss	209	213	202	190	814	

Table 239: How wrong do your parents feel it would be for YOU to: draw graffiti, write things, or draw pictures on buildings or other property (without the owner's permission)?

Response	6	8	10	12	Total	
Very wrong	91.3	85.6	81.6	82.8	85.6	
Wrong	6.3	9.3	13.0	12.3	10.1	
A little bit wrong	1.8	3.6	3.8	3.3	3.1	
Not at all wrong	0.6	1.5	1.5	1.6	1.3	
N of Valid	1708	1619	1518	1363	6208	
N of Miss	190	211	195	186	782	

Table 240: How wrong do your parents feel it would be for YOU to: pick a fight with someone?

Response	6	8	10	12	Total	
Very wrong	73.8	65.6	59.9	61.9	65.7	
Wrong	16.5	22.1	24.2	23.2	21.3	
A little bit wrong	7.6	9.4	13.5	11.9	10.5	
Not at all wrong	2.0	2.8	2.4	2.9	2.5	
N of Valid	1709	1618	1515	1358	6200	
N of Miss	189	212	198	191	790	

Table 241: During the past 12 months, have you talked with at least one of your parents about the dangers of underage drinking and/or drinking and driving? By parents, we mean either your biological parents, adoptive parents, stepparents, or adult guardians - whether or not they live with you.

Response	6	8	10	12	Total	
No	46.9	51.5	53.2	55.9	51.6	
Yes	53.1	48.5	46.8	44.1	48.4	
N of Valid	1654	1601	1501	1331	6087	
N of Miss	244	229	212	218	903	

Table 242: The rules in my family are clear.


Response	6	8	10	12	Total	
NO!	3.2	2.6	2.8	3.5	3.0	
no	4.7	5.3	7.4	7.3	6.1	
yes	28.3	34.5	40.2	41.4	35.7	
YES!	63.7	57.6	49.6	47.8	55.2	
N of Valid	1697	1622	1518	1360	6197	
N of Miss	201	208	195	189	793	

Table 243: People in my family have serious arguments about the same things, and often insult or yell at each other.

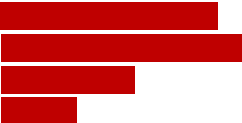
Response	6	8	10	12	Total	
NO!	44.1	31.6	26.6	28.9	33.2	
no	30.1	39.9	41.8	38.5	37.4	
yes	16.3	19.2	21.2	22.0	19.5	
YES!	9.4	9.3	10.3	10.6	9.9	
N of Valid	1695	1619	1516	1360	6190	
N of Miss	203	211	197	189	800	

Table 244: When I am not at home, one of my parents knows where I am and who I am with.


Response	6	8	10	12	Total	
NO!	5.5	3.6	3.6	4.1	4.2	
no	3.8	5.1	6.8	10.0	6.3	
yes	22.8	30.3	39.1	42.1	33.0	
YES!	67.9	61.0	50.5	43.8	56.5	
N of Valid	1704	1619	1520	1357	6200	
N of Miss	194	211	193	192	790	

Table 245: My family has clear rules about alcohol and drug use.

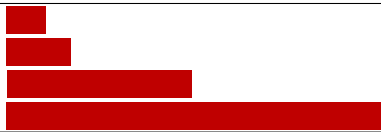
Response	6	8	10	12	Total	
NO!	5.1	3.5	3.3	3.7	3.9	
no	5.0	7.5	9.3	10.9	8.0	
yes	17.9	24.6	33.0	38.5	27.9	
YES!	72.0	64.5	54.4	46.9	60.2	
N of Valid	1689	1621	1514	1358	6182	
N of Miss	209	209	199	191	808	

Table 246: If you skipped school would you be caught by your parents?


Response	6	8	10	12	Total	
NO!	5.9	4.4	4.9	6.6	5.4	
no	3.8	7.8	11.3	16.4	9.4	
yes	19.5	26.2	30.5	33.8	27.1	
YES!	70.8	61.7	53.3	43.3	58.1	
N of Valid	1693	1609	1517	1351	6170	
N of Miss	205	221	196	198	820	

Table 247: My parents ask if I've gotten my homework done.

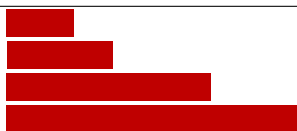
Response	6	8	10	12	Total	
NO!	5.9	5.2	8.7	15.4	8.5	
no	6.1	11.5	20.0	23.9	14.8	
yes	25.5	32.6	34.4	32.9	31.2	
YES!	62.5	50.8	36.9	27.7	45.5	
N of Valid	1695	1611	1513	1357	6176	
N of Miss	203	219	200	192	814	

Table 248: Would your parents know if you did not come home on time?

Response	6	8	10	12	Total	
NO!	4.4	3.6	4.5	5.5	4.4	
no	6.1	7.8	9.6	12.9	8.9	
yes	21.1	29.0	33.6	37.1	29.8	
YES!	68.4	59.6	52.3	44.5	56.9	
N of Valid	1694	1612	1508	1354	6168	
N of Miss	204	218	205	195	822	

Table 249: Do you know how to properly dispose of leftover prescription drugs?

Response	6	8	10	12	Total	
No	75.7	68.8	64.7	57.6	67.2	
Yes	24.3	31.2	35.3	42.4	32.8	
N of Valid	1627	1590	1483	1329	6029	
N of Miss	271	240	230	220	961	

Table 250: Have any of your brothers or sisters ever: drunk beer, wine or hard liquor (for example, vodka, whiskey or gin)?

Response	6	8	10	12	Total	
No	77.1	62.6	49.3	39.7	58.3	
Yes	19.5	33.3	46.4	54.8	37.4	
I don't have any brothers or sisters	3.4	4.1	4.3	5.4	4.3	
N of Valid	1734	1651	1540	1377	6302	
N of Miss	164	179	173	172	688	

Table 251: Have any of your brothers or sisters ever: smoked marijuana?

Response	6	8	10	12	Total	
No	90.9	81.8	66.4	55.7	74.8	
Yes	5.7	14.0	29.3	38.8	20.9	
I don't have any brothers or sisters	3.5	4.3	4.2	5.5	4.3	
N of Valid	1730	1645	1535	1378	6288	
N of Miss	168	185	178	171	702	

Table 252: Have any of your brothers or sisters ever: smoked cigarettes?




Response	6	8	10	12	Total	
No	82.7	75.6	66.6	59.5	71.8	
Yes	13.8	20.1	29.1	34.8	23.8	
I don't have any brothers or sisters	3.5	4.2	4.3	5.7	4.4	
N of Valid	1721	1649	1538	1375	6283	
N of Miss	177	181	175	174	707	

Table 253: Have any of your brothers or sisters ever: taken a handgun to school?




Response	6	8	10	12	Total	
No	95.2	94.6	94.1	92.9	94.3	
Yes	1.3	1.2	1.6	1.7	1.4	
I don't have any brothers or sisters	3.6	4.3	4.3	5.4	4.3	
N of Valid	1712	1643	1536	1377	6268	
N of Miss	186	187	177	172	722	

Table 254: Have any of your brothers or sisters ever: been suspended or expelled from school?




Response	6	8	10	12	Total	
No	80.5	76.7	72.6	72.0	75.7	
Yes	15.9	19.0	23.0	22.4	19.9	
I don't have any brothers or sisters	3.5	4.3	4.4	5.6	4.4	
N of Valid	1726	1642	1533	1375	6276	
N of Miss	172	188	180	174	714	

Table 255: Have any of your brothers or sisters ever: used e-cigarettes, e-cigars or e-hookahs (vaping)?




Response	6	8	10	12	Total	
No	84.9	75.6	63.8	57.7	71.3	
Yes	11.7	20.1	32.0	36.6	24.3	
I don't have any brothers or sisters	3.4	4.3	4.2	5.7	4.3	
N of Valid	1721	1641	1532	1377	6271	
N of Miss	177	189	181	172	719	

Table 256: Have any of your brothers or sisters ever: used prescription drugs not prescribed to him/her?




Response	6	8	10	12	Total	
No	93.6	90.3	84.7	79.8	87.5	
Yes	2.9	5.4	11.2	14.6	8.2	
I don't have any brothers or sisters	3.5	4.3	4.2	5.5	4.3	
N of Valid	1715	1642	1532	1374	6263	
N of Miss	183	188	181	175	727	

Table 257: Have you changed homes in the past year (the last 12 months)?



Response	6	8	10	12	Total	
No	71.3	73.0	76.3	78.6	74.5	
Yes	28.7	27.0	23.7	21.4	25.5	
N of Valid	1729	1650	1527	1367	6273	
N of Miss	169	180	186	182	717	

Table 258: How many times have you changed homes since kindergarten?






Response	6	8	10	12	Total	
Never	35.6	33.4	32.2	31.5	33.3	
1 or 2 times	31.7	30.5	30.5	30.2	30.8	
3 or 4 times	18.4	18.0	19.1	18.2	18.4	
5 or 6 times	7.1	8.6	8.8	10.1	8.6	
7 or more times	7.3	9.6	9.4	10.0	9.0	
N of Valid	1716	1654	1539	1375	6284	
N of Miss	182	176	174	174	706	

Table 259: Have you changed schools (including changing from elementary to middle and middle to high school) in the past year?



Response	6	8	10	12	Total	
No	64.3	63.6	50.7	77.4	63.7	
Yes	35.7	36.4	49.3	22.6	36.3	
N of Valid	1704	1644	1529	1368	6245	
N of Miss	194	186	184	181	745	

Table 260: How many times have you changed schools since kindergarten (including changing from elementary to middle and middle to high school)?






Response	6	8	10	12	Total	
Never	42.6	24.8	24.6	24.0	29.5	
1 or 2 times	32.3	40.0	28.1	26.9	32.1	
3 or 4 times	15.2	20.3	29.7	29.2	23.2	
5 or 6 times	5.5	8.1	10.0	12.3	8.8	
7 or more times	4.4	6.8	7.6	7.6	6.5	
N of Valid	1721	1648	1532	1377	6278	
N of Miss	177	182	181	172	712	

Table 261: Has anyone in your family ever had severe alcohol or drug problems?



Response	6	8	10	12	Total	
No	70.0	62.5	55.2	55.1	61.1	
Yes	30.0	37.5	44.8	44.9	38.9	
N of Valid	1706	1630	1534	1375	6245	
N of Miss	192	200	179	174	745	

Table 262: About how many adults (over 21) have you known personally who in the past year have: used marijuana, crack, cocaine, or other drugs?






Response	6	8	10	12	Total	
0	80.7	67.2	56.4	48.9	64.3	
1	10.2	15.0	17.2	15.8	14.4	
2	4.7	8.2	10.0	11.6	8.4	
3-4	1.5	4.4	7.6	10.0	5.6	
5	2.9	5.2	8.8	13.6	7.3	
N of Valid	1726	1642	1533	1377	6278	
N of Miss	172	188	180	172	712	

Table 263: About how many adults (over 21) have you known personally who in the past year have: sold or dealt drugs?






Response	6	8	10	12	Total	
0	89.2	80.0	72.1	66.3	77.6	
1	5.7	10.8	12.5	12.9	10.3	
2	2.6	3.8	6.1	7.4	4.8	
3-4	0.9	2.0	5.0	5.7	3.2	
5	1.6	3.3	4.3	7.6	4.0	
N of Valid	1719	1634	1529	1374	6256	
N of Miss	179	196	184	175	734	

Table 264: About how many adults (over 21) have you known personally who in the past year have: done other things that could get them in trouble with the police, like stealing, selling stolen goods, mugging or assaulting others, etc.?






Response	6	8	10	12	Total	
0	85.5	74.6	68.2	70.1	75.0	
1	8.9	12.2	14.4	11.9	11.8	
2	2.7	6.3	6.8	5.9	5.3	
3-4	1.0	3.1	4.4	5.2	3.3	
5	1.9	3.8	6.2	6.8	4.5	
N of Valid	1722	1637	1529	1374	6262	
N of Miss	176	193	184	175	728	

Table 265: About how many adults (over 21) have you known personally who in the past year have: gotten drunk or high?










Response	6	8	10	12	Total	
0	63.9	47.1	36.1	30.4	45.4	
1	17.7	21.0	17.8	15.8	18.2	
2	6.6	11.6	12.6	11.5	10.4	
3-4	5.1	8.1	10.6	12.0	8.7	
5	6.7	12.1	23.0	30.4	17.3	
N of Valid	1725	1640	1525	1377	6267	
N of Miss	173	190	188	172	723	

Table 266: How honest were you in filling out this survey?

Response	6	8	10	12	Total	
I was very honest	85.3	81.1	76.7	76.4	80.1	
I was honest pretty much of the time	12.0	16.1	18.5	18.1	16.0	
I was honest some of the time	1.9	1.8	3.4	3.8	2.7	
I was honest once in a while	0.8	1.0	1.4	1.7	1.2	
I was not honest at all	0.0	0.0	0.0	0.0	0.0	
N of Valid	1736	1638	1539	1383	6296	
N of Miss	162	192	174	166	694	