

2010 APNA



Arkansas Prevention Needs Assessment Student Survey

Region 5 Tables

Arkansas Department of Human Services
Division of Behavioral Sciences
Office of Alcohol and Drug Abuse Prevention

Conducted by International Survey Associates dba Pride Surveys

Contents

1	INTRODUCTION	11
2	PERCENTAGE TABLES	16

List of Tables

1	Sex	17
2	Age	17
3	Are you Hispanic or Latino?	17
4	What is your race? Black or African American	18
5	What is your race? Asian	18
6	What is your race? American Indian	18
7	What is your race? Alaska Native	18
8	What is your race? White	19
9	What is your race? Native Hawaiian or Other Pacific Islander	19
10	What is your race? Other	19
11	What is the highest level of schooling completed by your mother or father?	20
12	Think of where you live most of the time. Which of the following people live there with you? Mother	20
13	Think of where you live most of the time. Which of the following people live there with you? Stepmother	20
14	Think of where you live most of the time. Which of the following people live there with you? Foster Mother	21
15	Think of where you live most of the time. Which of the following people live there with you? Grandmother	21
16	Think of where you live most of the time. Which of the following people live there with you? Aunt	21
17	Think of where you live most of the time. Which of the following people live there with you? Father	21
18	Think of where you live most of the time. Which of the following people live there with you? Stepfather	22
19	Think of where you live most of the time. Which of the following people live there with you? Foster Father	22
20	Think of where you live most of the time. Which of the following people live there with you? Grandfather	22
21	Think of where you live most of the time. Which of the following people live there with you? Uncle	22
22	Think of where you live most of the time. Which of the following people live there with you? Other Adults	23
23	Think of where you live most of the time. Which of the following people live there with you? Brother(s)	23
24	Think of where you live most of the time. Which of the following people live there with you? Stepbrother(s)	23
25	Think of where you live most of the time. Which of the following people live there with you? Sister(s)	23
26	Think of where you live most of the time. Which of the following people live there with you? Stepsister(s)	24

27	Think of where you live most of the time. Which of the following people live there with you? Other Children	24
28	In my school, students have lots of chances to help decide things like class activities and rules.	24
29	Teachers ask me to work on special classroom projects.	24
30	My teacher(s) notices when I am doing a good job and lets me know about it.	25
31	There are lots of chances for students in my school to get involved in sports, clubs, and other school activities outside of class.	25
32	There are lots of chances for students in my school to talk with a teacher one-on-one.	25
33	I feel safe at my school.	26
34	The school lets my parents know when I have done something well.	26
35	My teachers praise me when I work hard in school.	26
36	Are your school grades better than the grades of most students in your class?	27
37	I have lots of chances to be part of class discussions or activities.	27
38	Now thinking back over the past year in school, how often did you: enjoy being in school?	27
39	Now thinking back over the past year in school, how often did you: hate being in school?	28
40	Now thinking back over the past year in school, how often did you: try to do your best work in school?	28
41	How often do you feel that the school work you are assigned is meaningful and important?	28
42	Putting them all together, what were your grades like last year?	29
43	How important do you think the things you are learning in school are going to be for your later life?	29
44	How interesting are most of your courses to you?	29
45	During the LAST FOUR WEEKS how many whole days of school have you missed because you skipped or 'cut'?	30
46	What are the chances you would be seen as cool if you: smoked cigarettes?	30
47	What are the chances you would be seen as cool if you: worked hard at school?	30
48	What are the chances you would be seen as cool if you: began drinking alcoholic beverages regularly, that is, at least once or twice a month?	31
49	What are the chances you would be seen as cool if you: defended someone who was being verbally abused at school?	31
50	What are the chances you would be seen as cool if you: smoked marijuana?	31
51	What are the chances you would be seen as cool if you: carried a handgun?	32

52	What are the chances you would be seen as cool if you: regularly volunteered to do community service?	32
53	Think of your four best friends (the friends you feel closest to). In the past year (12 months), how many of your best friends have: participated in clubs, organizations or activities at school?	32
54	Think of your four best friends (the friends you feel closest to). In the past year (12 months), how many of your best friends have: smoked cigarettes?	33
55	Think of your four best friends (the friends you feel closest to). In the past year (12 months), how many of your best friends have: tried beer, wine or hard liquor (for example, vodka, whiskey, or gin) when their parents didn't know about it?	33
56	Think of your four best friends (the friends you feel closest to). In the past year (12 months), how many of your best friends have: made a commitment to stay drug-free?	33
57	Think of your four best friends (the friends you feel closest to). In the past year (12 months), how many of your best friends have: used marijuana?	34
58	Think of your four best friends (the friends you feel closest to). In the past year (12 months), how many of your best friends have: tried to do well in school?	34
59	Think of your four best friends (the friends you feel closest to). In the past year (12 months), how many of your best friends have: used LSD, cocaine, amphetamines, or other illegal drugs?	34
60	Think of your four best friends (the friends you feel closest to). In the past year (12 months), how many of your best friends have: been suspended from school?	35
61	Think of your four best friends (the friends you feel closest to). In the past year (12 months), how many of your best friends have: liked school?	35
62	Think of your four best friends (the friends you feel closest to). In the past year (12 months), how many of your best friends have: carried a handgun?	35
63	Think of your four best friends (the friends you feel closest to). In the past year (12 months), how many of your best friends have: sold illegal drugs?	36
64	Think of your four best friends (the friends you feel closest to). In the past year (12 months), how many of your best friends have: regularly attended religious services?	36
65	Think of your four best friends (the friends you feel closest to). In the past year (12 months), how many of your best friends have: stolen or tried to steal a motor vehicle such as a car or motorcycle?	36
66	Think of your four best friends (the friends you feel closest to). In the past year (12 months), how many of your best friends have: been arrested?	37

67	Think of your four best friends (the friends you feel closest to). In the past year (12 months), how many of your best friends have: dropped out of school?	37
68	Think of your four best friends (the friends you feel closest to). In the past year (12 months), how many of your best friends have: been members of a gang?	37
69	How old were you when you first: smoked marijuana?	38
70	How old were you when you first: smoked a cigarette, even just a puff?	38
71	How old were you when you first: had more than a sip or two of beer, wine or hard liquor (for example, vodka, whiskey, or gin)? . . .	39
72	How old were you when you first: began drinking alcoholic beverages regularly, that is, at least once or twice a month?	39
73	How old were you when you first: used phenoxydine (pox, px, breeze)?	40
74	How old were you when you first: got suspended from school? . . .	40
75	How old were you when you first: got arrested?	41
76	How old were you when you first: carried a handgun?	41
77	How old were you when you first: attacked someone with the idea of seriously hurting them?	42
78	How old were you when you first: belonged to a gang?	42
79	How wrong do you think it is for someone your age to: take a handgun to school?	43
80	How wrong do you think it is for someone your age to: steal anything worth more than \$5?	43
81	How wrong do you think it is for someone your age to: pick a fight with someone?	43
82	How wrong do you think it is for someone your age to: attack someone with the idea of seriously hurting them?	44
83	How wrong do you think it is for someone your age to: stay away from school all day when their parents think they are at school? . .	44
84	How wrong do you think it is for someone your age to: drink beer, wine or hard liquor (for example, vodka, whiskey, or gin) regularly? .	44
85	How wrong do you think it is for someone your age to: smoke cigarettes?	45
86	How wrong do you think it is for someone your age to: smoke marijuana?	45
87	How wrong do you think it is for someone your age to: use LSD, cocaine, amphetamines or another illegal drug?	45
88	At school during the past 12 months, did you receive help from the resource teacher, speech therapist or other special education teacher?	46
89	How many times in the past year (12 months) have you: been suspended from school?	46
90	How many times in the past year (12 months) have you: carried a handgun?	46

91	How many times in the past year (12 months) have you: sold illegal drugs?	47
92	How many times in the past year (12 months) have you: stolen or tried to steal a motor vehicle such as a car or motorcycle?	47
93	How many times in the past year (12 months) have you: participated in clubs, organizations or activities at school?	48
94	How many times in the past year (12 months) have you: been arrested?	48
95	How many times in the past year (12 months) have you: done extra work on your own for school?	49
96	How many times in the past year (12 months) have you: attacked someone with the idea of seriously hurting them?	49
97	How many times in the past year (12 months) have you: been drunk or high at school?	50
98	How many times in the past year (12 months) have you: volunteered to do community service?	50
99	How many times in the past year (12 months) have you: taken a handgun to school?	51
100	Are you currently on probation, or assigned a probation officer with Juvenile Court?	51
101	Have you ever belonged to a gang?	51
102	If you have ever belonged to a gang, did that gang have a name? . .	52
103	How many times have you done the following things? done what feels good no matter what.	52
104	How many times have you done the following things? done something dangerous because someone dared you to do it.	52
105	How many times have you done the following things? done crazy things even if they are a little dangerous.	53
106	You're looking at CD's in a music store with a friend. You look up and see her slip a CD under her coat. She smiles and says 'Which one do you want? Go ahead, take it while nobody's around.' There is nobody in sight, no employees and no other customers. What would you do now?	53
107	You are visiting another part of town, and you don't know any of the people your age there. You are walking down the street, and some teenager you don't know is walking toward you. He is about your size, and as he is about to pass you, he deliberately bumps into you and you almost lose your balance. What would you say or do? .	53
108	You are at a party at someone's house, and one of your friends offers you a drink containing alcohol. What would you say or do?	54
109	It's 8:00 on a weeknight and you are about to go over to a friend's home when your mother asks you where you are going. You say 'Oh, just going to go hang out with some friends.' She says, 'No, you'll just get into trouble if you go out. Stay home tonight.' What would you do now?	54
110	How often do you attend religious services or activities?	54

111	I do the opposite of what people tell me, just to get them mad. . .	55
112	I like to see how much I can get away with.	55
113	I ignore rules that get in my way.	55
114	I think sometimes it's okay to cheat at school.	56
115	It is important to think before you act.	56
116	Sometimes I think that life is not worth it.	56
117	At times I think I am no good at all.	57
118	All in all, I am inclined to think that I am a failure.	57
119	In the past year, have you felt depressed or sad MOST days, even if you felt okay sometimes?	57
120	It is all right to beat up people if they start the fight.	58
121	I think it is okay to take something without asking if you can get away with it.	58
122	Sometimes we don't know what we will do as adults, but we may have an idea. Please answer how true these statements may be for you. WHEN I AM AN ADULT I WILL: smoke cigarettes.	58
123	Sometimes we don't know what we will do as adults, but we may have an idea. Please answer how true these statements may be for you. WHEN I AM AN ADULT I WILL: drink beer, wine, or liquor.	59
124	Sometimes we don't know what we will do as adults, but we may have an idea. Please answer how true these statements may be for you. WHEN I AM AN ADULT I WILL: smoke marijuana.	59
125	Sometimes we don't know what we will do as adults, but we may have an idea. Please answer how true these statements may be for you. WHEN I AM AN ADULT I WILL: use LSD, cocaine, amphetamines or another illegal drug.	59
126	How much do you think people risk harming themselves (physically or in other ways) if they: smoked one or more packs of cigarettes per day?	60
127	How much do you think people risk harming themselves (physically or in other ways) if they: try marijuana once or twice?	60
128	How much do you think people risk harming themselves (physically or in other ways) if they: smoke marijuana regularly?	60
129	How much do you think people risk harming themselves (physically or in other ways) if they: take one or two drinks of an alcoholic beverage (beer, wine, liquor) nearly every day?	61
130	How much do you think people risk harming themselves (physically or in other ways) if they: have five or more drinks once or twice each weekend?	61
131	Have you ever used smokeless tobacco (chew, snuff, plug, dipping tobacco, or chewing tobacco)?	61
132	How often have you taken smokeless tobacco during the past 30 days?	62
133	Have you ever smoked cigarettes?	62
134	How frequently have you smoked cigarettes during the past 30 days?	62

135	Which statement best describes rules about smoking inside your home?	63
136	Which statement best describes rules about smoking in your family cars?	63
137	During this school year, were you taught in any of your classes about the dangers of tobacco use?	64
138	During the past 12 months, have you participated in any community activities to discourage people your age from using cigarettes, chewing tobacco, snuff, dip or cigars?	64
139	On how many occasions have you had alcoholic beverages (beer, wine or hard liquor) to drink in your lifetime - more than just a few sips?	64
140	On how many occasions have you had beer, wine or hard liquor to drink during the past 30 days?	65
141	On how many occasions have you used marijuana (grass, pot) or hashish (hash, hash oil) in your lifetime?	65
142	On how many occasions have you used marijuana (grass, pot) or hashish (hash, hash oil) during the past 30 days?	65
143	On how many occasions have you used LSD or other psychedelics in your lifetime?	66
144	On how many occasions have you used LSD or other psychedelics during the past 30 days?	66
145	On how many occasions have you used cocaine or crack in your lifetime?	66
146	On how many occasions have you used cocaine or crack during the past 30 days?	67
147	On how many occasions have you sniffed glue, breathed the contents of an aerosol spray can, or inhaled other gases or sprays, in order to get high in your lifetime?	67
148	On how many occasions have you sniffed glue, breathed the contents of an aerosol spray can, or inhaled other gases or sprays, in order to get high during the past 30 days?	68
149	On how many occasions have you used phenoxydine (pox, px, breeze) in your lifetime?	68
150	On how many occasions have you used phenoxydine (pox, px, breeze) during the past 30 days?	69
151	On how many occasions have you used sedatives (tranquilizers, such as Valium or Xanax, barbiturates, or sleeping pills) without a doctor telling you to take them, in your lifetime?	69
152	On how many occasions have you used sedatives (tranquilizers, such as Valium or Xanax, barbiturates, or sleeping pills) without a doctor telling you to take them, during the past 30 days?	70
153	On how many occasions have you used methamphetamines (meth, speed, crank, crystal meth) in your lifetime?	70

154	On how many occasions have you used methamphetamines (meth, speed, crank, crystal meth) in the past 30 days?	71
155	On how many occasions have you used stimulants, other than Methamphetamines (such as amphetamines, Ritalin or Dexedrine) without a doctor telling you to take them, in your lifetime?	71
156	On how many occasions have you used stimulants, other than Methamphetamines (such as amphetamines, Ritalin or Dexedrine) without a doctor telling you to take them, during the past 30 days?	72
157	On how many occasions have you used heroin or other opiates in your lifetime?	72
158	On how many occasions have you used heroin or other opiates during the past 30 days?	73
159	On how many occasions have you used MDMA ('X', 'E', or ecstasy) in your lifetime?	73
160	On how many occasions have you used MDMA ('X', 'E', or ecstasy) during the past 30 days?	73
161	On how many occasions have you taken prescription drugs (such as Valium, Xanax, Ritalin, Adderall, OxyContin, Darvocet, or sleeping pills) on your own-that is, without a doctor telling you to take them in your lifetime?	74
162	On how many occasions have you taken prescription drugs (such as Valium, Xanax, Ritalin, Adderall, OxyContin, Darvocet, or sleeping pills) on your own-that is, without a doctor telling you to take them during the past 30 days?	74
163	On how many occasions have you taken non-prescription medicines such as diet pills (for example, Dietac, Dexatrim or Prolamine), stay-awake pills (for example No-Doz, Vivarin, or Wake), or cough or cold medicines (robos, DXM, etc.) to get high in your lifetime?	75
164	On how many occasions have you taken non-prescription medicines such as diet pills (for example, Dietac, Dexatrim or Prolamine), stay-awake pills (for example No-Doz, Vivarin, or Wake), or cough or cold medicines (robos, DXM, etc.) to get high during the past 30 days?	75
165	On how many occasions have you been drunk or very high from drinking alcoholic beverages during the past 30 days?	76
166	On how many occasions have you drunk flavored alcoholic beverages, sometimes called 'alcopops' (like Mike's Hard Lemonade, Smirnoff Ice, Bacardi Breezers, etc.) in your lifetime?	76
167	On how many occasions have you drunk flavored alcoholic beverages, sometimes called 'alcopops' (like Mike's Hard Lemonade, Smirnoff Ice, Bacardi Breezers, etc.) during the past 30 days?	77
168	Think back over the last two weeks. How many times have you had five or more alcoholic drinks in a row?	77
169	During the past 30 days, how many times did you ride in a car or other vehicle driven by someone who had been drinking alcohol?	77

170	During the past 30 days, how many times did you drive a car or other vehicle when you had been drinking alcohol?	78
171	If you drank alcohol (not just a sip or taste) in the past year, how did you usually get it?	78
172	If you drank alcohol (not just a sip or taste) in the past year, where did you usually drink it?	79
173	During the last month, about how many marijuana cigarettes, or the equivalent, did you smoke a day, on the average?	79
174	How wrong would most adults (over 21) in your neighborhood think it is for kids your age: to use marijuana?	80
175	How wrong would most adults (over 21) in your neighborhood think it is for kids your age: to drink alcohol?	80
176	How wrong would most adults (over 21) in your neighborhood think it is for kids your age: to smoke cigarettes?	80
177	How much do each of the following statements describe your neighborhood? crime and/or drug selling	81
178	How much do each of the following statements describe your neighborhood? fights	81
179	How much do each of the following statements describe your neighborhood? lots of empty or abandoned buildings	81
180	How much do each of the following statements describe your neighborhood? lots of graffiti	82
181	If I had to move, I would miss the neighborhood I now live in.	82
182	My neighbors notice when I am doing a good job and let me know about it.	82
183	I like my neighborhood.	83
184	There are lots of adults in my neighborhood I could talk to about something important.	83
185	I'd like to get out of my neighborhood.	83
186	There are people in my neighborhood who are proud of me when I do something well.	84
187	There are people in my neighborhood who encourage me to do my best.	84
188	I feel safe in my neighborhood.	84
189	Which of the following activities for people your age are available in your community? sports teams?	85
190	Which of the following activities for people your age are available in your community? scouting?	85
191	Which of the following activities for people your age are available in your community? boys and girls clubs?	85
192	Which of the following activities for people your age are available in your community? 4-H clubs?	85
193	Which of the following activities for people your age are available in your community? service clubs?	86

194	If a kid smoked marijuana in your neighborhood would he or she be caught by the police?	86
195	If a kid drank some beer, wine or hard liquor (for example, vodka, whiskey, or gin) in your neighborhood would he or she be caught by the police?	86
196	If a kid carried a handgun in your neighborhood would he or she be caught by the police?	87
197	If you wanted to get some cigarettes, how easy would it be for you to get some?	87
198	If you wanted to get some beer, wine or hard liquor (for example, vodka, whiskey, or gin), how easy would it be for you to get some?	87
199	If you wanted to get a drug like cocaine, LSD, or amphetamines, how easy would it be for you to get some?	88
200	If you wanted to get a handgun, how easy would it be for you to get one?	88
201	If you wanted to get some marijuana, how easy would it be for you to get some?	88
202	During the past 12 months, have you participated in any alcohol prevention programs or seen any alcohol prevention messages in your school or community? Yes, a school-based program focused on preventing underage drinking and/or drinking and driving.	89
203	During the past 12 months, have you participated in any alcohol prevention programs or seen any alcohol prevention messages in your school or community? Yes, a community-based program focused on preventing underage drinking and/or drinking and driving (for example, through your church or temple or through youth groups like Boys and Girls Club or 4-H).	89
204	During the past 12 months, have you participated in any alcohol prevention programs or seen any alcohol prevention messages in your school or community? Yes, a media campaign addressing underage drinking and/or drinking and driving (for example, newspaper ads, posters, pamphlets, radio, TV).	89
205	During the past 12 months, have you participated in any alcohol prevention programs or seen any alcohol prevention messages in your school or community? No	89
206	How wrong do your parents feel it would be for YOU to: drink beer, wine or hard liquor (for example, vodka, whiskey or gin) regularly?	90
207	How wrong do your parents feel it would be for YOU to: smoke cigarettes?	90
208	How wrong do your parents feel it would be for YOU to: smoke marijuana?	90
209	How wrong do your parents feel it would be for YOU to: steal something worth more than \$5?	91

210	How wrong do your parents feel it would be for YOU to: draw graffiti, write things, or draw pictures on buildings or other property (without the owner's permission)?	91
211	How wrong do your parents feel it would be for YOU to: pick a fight with someone?	91
212	During the past 12 months, have you talked with at least one of your parents about the dangers of underage drinking and/or drinking and driving? By parents, we mean either your biological parents, adoptive parents, stepparents, or adult guardians - whether or not they live with you.	92
213	Have any of your brothers or sisters ever: drunk beer, wine or hard liquor (for example, vodka, whiskey or gin)?	92
214	Have any of your brothers or sisters ever: smoked marijuana?	92
215	Have any of your brothers or sisters ever: smoked cigarettes?	92
216	Have any of your brothers or sisters ever: taken a handgun to school?	93
217	Have any of your brothers or sisters ever: been suspended or expelled from school?	93
218	The rules in my family are clear.	93
219	People in my family often insult or yell at each other.	94
220	When I am not at home, one of my parents knows where I am and who I am with.	94
221	We argue about the same things in my family over and over.	94
222	If you drank some beer or wine or liquor (for example, vodka, whiskey, or gin) without your parents' permission, would you be caught by your parents?	95
223	My family has clear rules about alcohol and drug use.	95
224	If you carried a handgun without your parents' permission, would you be caught by your parents?	95
225	If you skipped school would you be caught by your parents?	96
226	Do you feel very close to your mother?	96
227	Do you share your thoughts and feelings with your mother?	96
228	My parents ask me what I think before most family decisions affecting me are made.	97
229	Do you share your thoughts and feelings with your father?	97
230	Do you enjoy spending time with your mother?	97
231	Do you enjoy spending time with your father?	98
232	If I had a personal problem, I could ask my mom or dad for help.	98
233	Do you feel very close to your father?	98
234	My parents give me lots of chances to do fun things with them.	99
235	My parents ask if I've gotten my homework done.	99
236	People in my family have serious arguments.	99
237	Would your parents know if you did not come home on time?	100
238	It is important to be honest with your parents, even if they become upset or you get punished.	100

239	My parents notice when I am doing a good job and let me know about it.	100
240	How often do your parents tell you they're proud of you for something you've done?	101
241	How many brothers and sisters, including stepbrothers and sisters, do you have that are younger than you?	101
242	How many brothers and sisters, including stepbrothers and sisters, do you have that are older than you?	101
243	Have you changed homes in the past year (the last 12 months)?	102
244	How many times have you changed homes since kindergarten?	102
245	Have you changed schools (including changing from elementary to middle and middle to high school) in the past year?	102
246	How many times have you changed schools since kindergarten (including changing from elementary to middle and middle to high school)?	103
247	Has anyone in your family ever had severe alcohol or drug problems?	103
248	About how many adults (over 21) have you known personally who in the past year have: used marijuana, crack, cocaine, or other drugs?	103
249	About how many adults (over 21) have you known personally who in the past year have: sold or dealt drugs?	104
250	About how many adults (over 21) have you known personally who in the past year have: done other things that could get them in trouble with the police, like stealing, selling stolen goods, mugging or assaulting others, etc.?	104
251	About how many adults (over 21) have you known personally who in the past year have: gotten drunk or high?	104
252	Have you seen or heard information about underage drinking in the past 12 months from the following sources? Radio	105
253	Have you seen or heard information about underage drinking in the past 12 months from the following sources? TV.	105
254	Have you seen or heard information about underage drinking in the past 12 months from the following sources? Print. This includes information on underage drinking you may have seen in the newspaper, on a billboard, in pamphlets, on stickers, etc.	105
255	Have you seen or heard information about underage drinking in the past 12 months from the following sources? Website or social media? (Facebook, Myspace, website, etc.)	105
256	The next questions ask about your opinions of the information you saw or heard. If you have seen or heard more than one ad, please think about your favorite ad when answering these questions. The information about underage drinking that I saw or heard was convincing.	106

257	The next questions ask about your opinions of the information you saw or heard. If you have seen or heard more than one ad, please think about your favorite ad when answering these questions. The information about underage drinking that I saw or heard grabbed my attention.	106
258	The next questions ask about your opinions of the information you saw or heard. If you have seen or heard more than one ad, please think about your favorite ad when answering these questions. The information about underage drinking that I saw or heard said something important to me.	106
259	The next questions ask about your opinions of the information you saw or heard. If you have seen or heard more than one ad, please think about your favorite ad when answering these questions. Seeing or hearing this information about underage drinking made me want to stop or decrease my drinking.	107
260	How honest were you in filling out this survey?	107

List of Figures

1	Grade Chart	12
2	Gender Chart	13
3	Age Chart	14
4	Ethnic Origin Chart	15

1 INTRODUCTION

This report was generated from data collected on the *2010 Arkansas Prevention Needs Assessment Student Survey*. This report contains basic frequency tables of all data collected and graphs on the selected demographic variables of grade, gender, age and ethnic origin. The graph on ethnic origin is represented as a bar chart rather than as a pie chart. This is because students were allowed to mark more than one response for ethnic origin as opposed to being allowed to mark only one response. The bars represent the percent of students who marked each of the ethnic categories.

Questions regarding the information found in this report can be directed to:

Pride Surveys

160 Vanderbilt Court
Bowling Green, KY 42103
1-800-279-6361
www.pridesurveys.com

Grade Chart

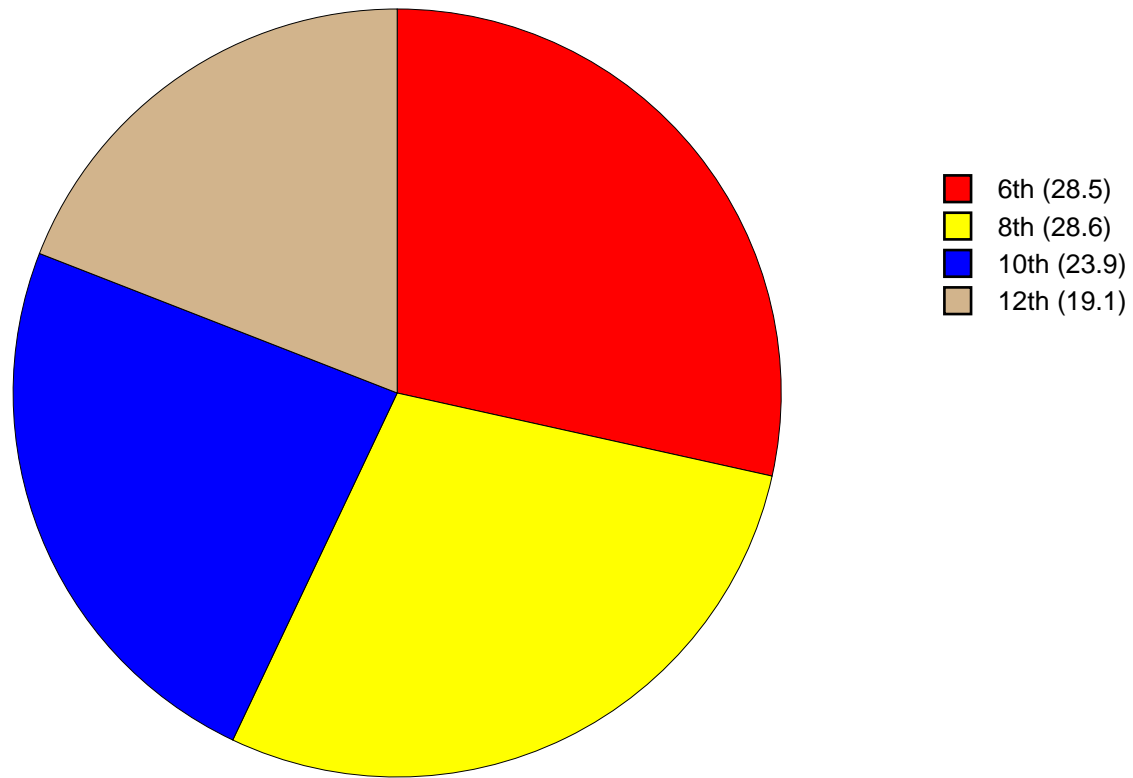


Figure 1: Grade Chart

Gender Chart

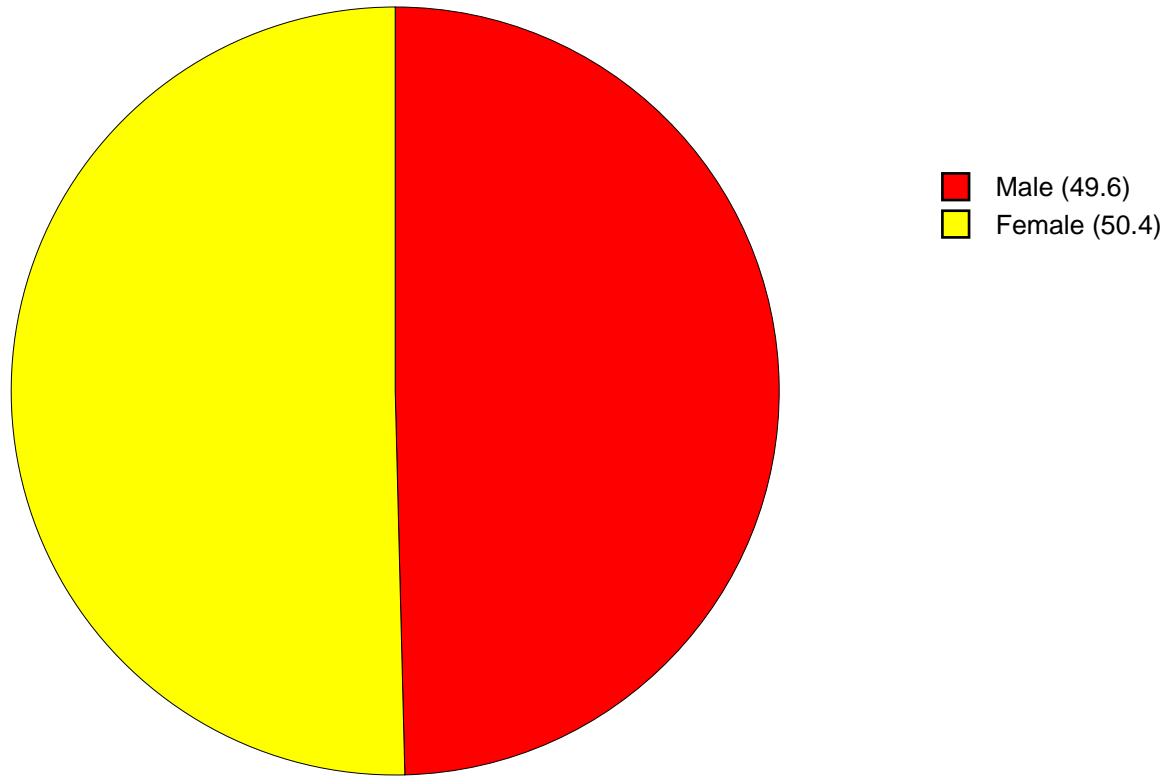


Figure 2: Gender Chart

Age Chart

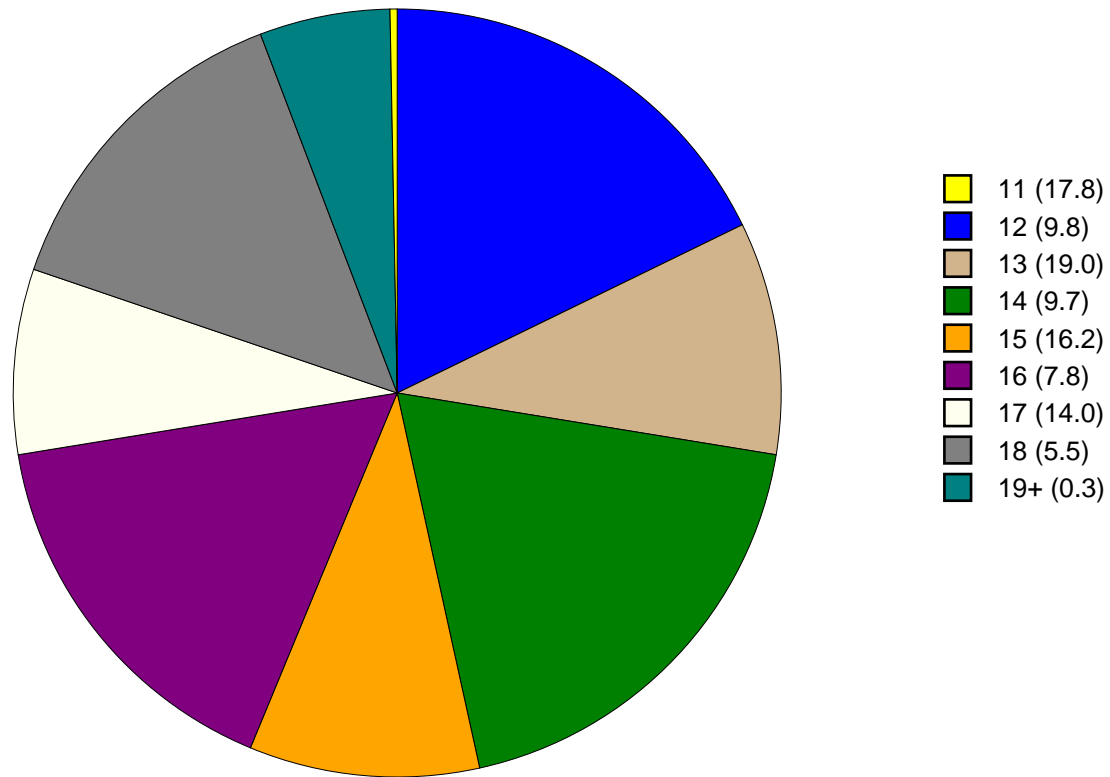


Figure 3: Age Chart

Ethnic Origin Chart

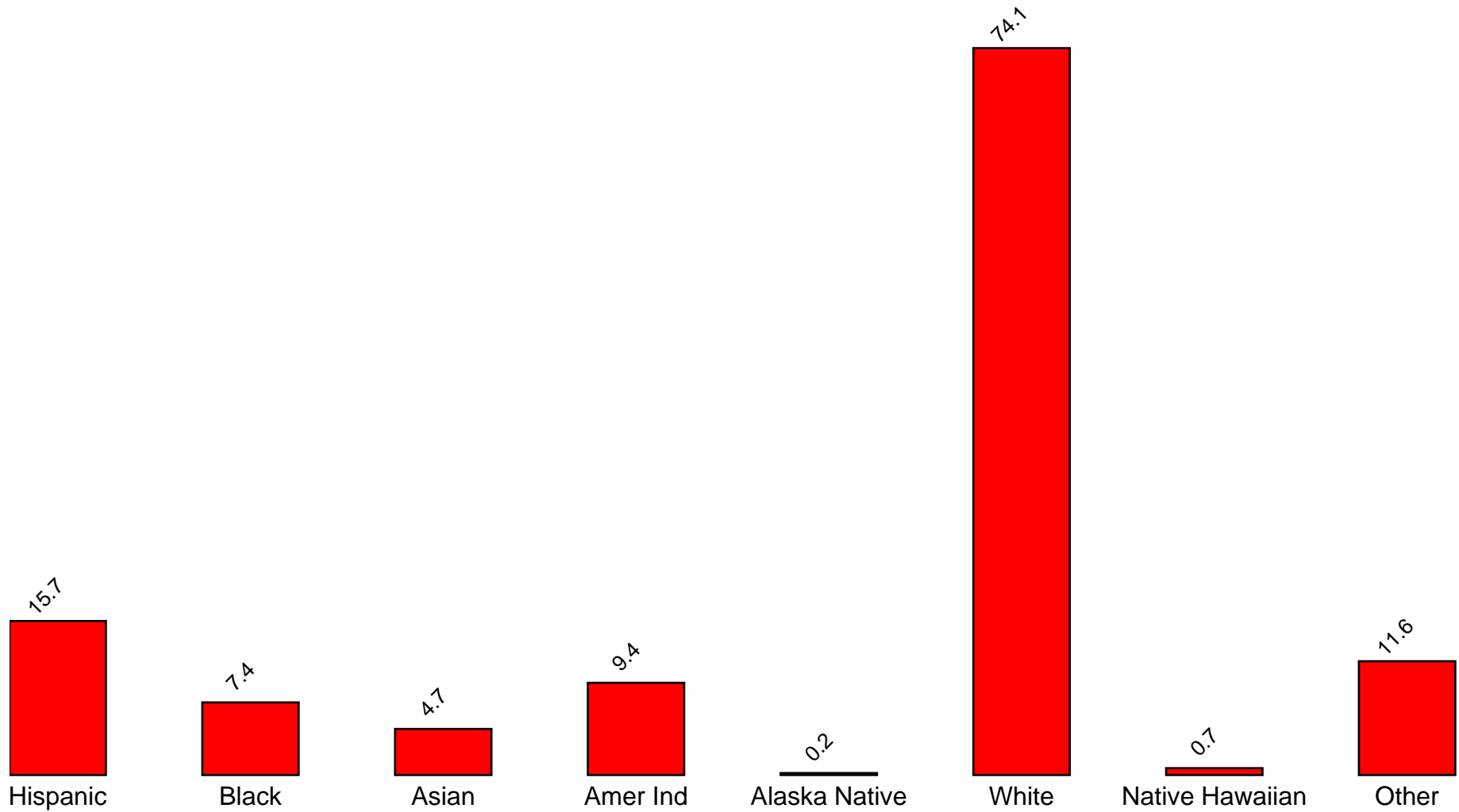


Figure 4: Ethnic Origin Chart

2 PERCENTAGE TABLES

The following tables contain frequency distribution detailing how your students responded to each question on the survey. The tables appear in the same order as the questions on the survey. The tables include breakdowns by grade level as well as overall percentages. The *N of Valid* row is a frequency count of the number of valid responses to each question for each grade and overall. The *N of Miss* row is a frequency count of the number of invalid (marked more than one response) or missing (i.e. did not respond) responses to each question for each grade and overall.

For the questions that allowed more than one response (i.e. race, live with, etc.) each response becomes a separate table. If a student did not mark the response, that was counted as a NO response, and if they did mark the response, that was counted as a YES response. Since a non response is a valid response for these questions, the *N of Miss* will always be zero for these questions.

Table 1: Sex

Response	6	8	10	12	Total	
Male	51.7	49.1	49.7	47.3	49.6	
Female	48.3	50.9	50.3	52.7	50.4	
N of Valid	2404	2418	2019	1625	8466	
N of Miss	25	18	18	5	66	

Table 2: Age

Response	6	8	10	12	Total	
10 or younger	0.2	0.0	0.0	0.0	0.0	
11	62.8	0.0	0.0	0.0	17.8	
12	34.1	0.3	0.0	0.0	9.8	
13	2.9	63.5	0.0	0.0	19.0	
14	0.0	33.3	0.5	0.0	9.7	
15	0.0	2.8	64.4	0.0	16.2	
16	0.0	0.1	32.0	0.7	7.8	
17	0.0	0.0	3.0	69.3	14.0	
18	0.0	0.0	0.1	28.3	5.5	
19 or older	0.0	0.0	0.0	1.6	0.3	
N of Valid	2420	2431	2032	1628	8511	
N of Miss	9	5	5	2	21	

Table 3: Are you Hispanic or Latino?

Response	6	8	10	12	Total	
No	80.9	83.6	85.8	88.0	84.3	
Yes	19.1	16.4	14.2	12.0	15.7	
N of Valid	2299	2383	1992	1601	8275	
N of Miss	129	52	45	25	251	

Table 4: What is your race? Black or African American



Response	6	8	10	12	Total	
No	92.5	92.8	91.7	93.7	92.6	
Yes	7.5	7.2	8.3	6.3	7.4	
N of Valid	2429	2436	2037	1630	8532	
N of Miss	0	0	0	0	0	

Table 5: What is your race? Asian



Response	6	8	10	12	Total	
No	95.4	95.4	95.7	94.6	95.3	
Yes	4.6	4.6	4.3	5.4	4.7	
N of Valid	2429	2436	2037	1630	8532	
N of Miss	0	0	0	0	0	

Table 6: What is your race? American Indian



Response	6	8	10	12	Total	
No	86.7	91.2	92.5	93.4	90.6	
Yes	13.3	8.8	7.5	6.6	9.4	
N of Valid	2429	2436	2037	1630	8532	
N of Miss	0	0	0	0	0	

Table 7: What is your race? Alaska Native



Response	6	8	10	12	Total	
No	99.9	99.8	99.7	99.9	99.8	
Yes	0.1	0.2	0.3	0.1	0.2	
N of Valid	2429	2436	2037	1630	8532	
N of Miss	0	0	0	0	0	

Table 8: What is your race? White



Response	6	8	10	12	Total	
No	29.7	25.5	24.3	22.8	25.9	
Yes	70.3	74.5	75.7	77.2	74.1	
N of Valid	2429	2436	2037	1630	8532	
N of Miss	0	0	0	0	0	

Table 9: What is your race? Native Hawaiian or Other Pacific Islander



Response	6	8	10	12	Total	
No	99.4	99.4	99.2	99.1	99.3	
Yes	0.6	0.6	0.8	0.9	0.7	
N of Valid	2429	2436	2037	1630	8532	
N of Miss	0	0	0	0	0	

Table 10: What is your race? Other



Response	6	8	10	12	Total	
No	84.6	87.6	90.2	92.9	88.4	
Yes	15.4	12.4	9.8	7.1	11.6	
N of Valid	2429	2436	2037	1630	8532	
N of Miss	0	0	0	0	0	

Table 11: What is the highest level of schooling completed by your mother or father?









Response	6	8	10	12	Total	
Completed grade school or less	3.2	2.8	2.7	3.5	3.0	
Some high school	5.8	7.4	11.7	13.2	9.1	
Completed high school	13.3	17.0	19.5	22.4	17.6	
Some college	12.6	15.8	20.0	20.3	16.8	
Completed college	20.4	21.9	23.6	23.5	22.2	
Graduate or professional school after college	5.6	9.5	8.8	8.8	8.1	
Don't know	37.1	24.5	12.0	6.3	21.4	
Does not apply	1.9	1.1	1.7	2.0	1.7	
N of Valid	2321	2387	2017	1622	8347	
N of Miss	79	28	8	2	117	

Table 12: Think of where you live most of the time. Which of the following people live there with you? Mother



Response	6	8	10	12	Total	
No	13.4	14.0	15.2	18.5	15.0	
Yes	86.6	86.0	84.8	81.5	85.0	
N of Valid	2429	2436	2037	1630	8532	
N of Miss	0	0	0	0	0	

Table 13: Think of where you live most of the time. Which of the following people live there with you? Stepmother



Response	6	8	10	12	Total	
No	95.0	94.4	92.7	94.4	94.1	
Yes	5.0	5.6	7.3	5.6	5.9	
N of Valid	2429	2436	2037	1630	8532	
N of Miss	0	0	0	0	0	

Table 14: Think of where you live most of the time. Which of the following people live there with you? Foster Mother



Response	6	8	10	12	Total	
No	99.5	99.5	99.3	99.4	99.4	
Yes	0.5	0.5	0.7	0.6	0.6	
N of Valid	2429	2436	2037	1630	8532	
N of Miss	0	0	0	0	0	

Table 15: Think of where you live most of the time. Which of the following people live there with you? Grandmother



Response	6	8	10	12	Total	
No	88.6	90.8	91.3	92.3	90.6	
Yes	11.4	9.2	8.7	7.7	9.4	
N of Valid	2429	2436	2037	1630	8532	
N of Miss	0	0	0	0	0	

Table 16: Think of where you live most of the time. Which of the following people live there with you? Aunt



Response	6	8	10	12	Total	
No	96.7	96.9	96.8	97.7	97.0	
Yes	3.3	3.1	3.2	2.3	3.0	
N of Valid	2429	2436	2037	1630	8532	
N of Miss	0	0	0	0	0	

Table 17: Think of where you live most of the time. Which of the following people live there with you? Father



Response	6	8	10	12	Total	
No	40.6	39.3	42.6	39.6	40.5	
Yes	59.4	60.7	57.4	60.4	59.5	
N of Valid	2429	2436	2037	1630	8532	
N of Miss	0	0	0	0	0	

Table 18: Think of where you live most of the time. Which of the following people live there with you? Stepfather



Response	6	8	10	12	Total	
No	83.5	83.0	84.2	87.7	84.3	
Yes	16.5	17.0	15.8	12.3	15.7	
N of Valid	2429	2436	2037	1630	8532	
N of Miss	0	0	0	0	0	

Table 19: Think of where you live most of the time. Which of the following people live there with you? Foster Father



Response	6	8	10	12	Total	
No	99.7	99.5	99.6	99.6	99.6	
Yes	0.3	0.5	0.4	0.4	0.4	
N of Valid	2429	2436	2037	1630	8532	
N of Miss	0	0	0	0	0	

Table 20: Think of where you live most of the time. Which of the following people live there with you? Grandfather



Response	6	8	10	12	Total	
No	92.4	94.4	95.3	95.5	94.3	
Yes	7.6	5.6	4.7	4.5	5.7	
N of Valid	2429	2436	2037	1630	8532	
N of Miss	0	0	0	0	0	

Table 21: Think of where you live most of the time. Which of the following people live there with you? Uncle



Response	6	8	10	12	Total	
No	95.3	96.1	97.2	97.9	96.5	
Yes	4.7	3.9	2.8	2.1	3.5	
N of Valid	2429	2436	2037	1630	8532	
N of Miss	0	0	0	0	0	

Table 22: Think of where you live most of the time. Which of the following people live there with you? Other Adults



Response	6	8	10	12	Total	
No	97.6	97.8	97.6	96.3	97.4	
Yes	2.4	2.2	2.4	3.7	2.6	
N of Valid	2429	2436	2037	1630	8532	
N of Miss	0	0	0	0	0	

Table 23: Think of where you live most of the time. Which of the following people live there with you? Brother(s)



Response	6	8	10	12	Total	
No	50.5	51.2	55.8	59.4	53.7	
Yes	49.5	48.8	44.2	40.6	46.3	
N of Valid	2429	2436	2037	1630	8532	
N of Miss	0	0	0	0	0	

Table 24: Think of where you live most of the time. Which of the following people live there with you? Stepbrother(s)



Response	6	8	10	12	Total	
No	95.1	95.2	95.2	97.1	95.5	
Yes	4.9	4.8	4.8	2.9	4.5	
N of Valid	2429	2436	2037	1630	8532	
N of Miss	0	0	0	0	0	

Table 25: Think of where you live most of the time. Which of the following people live there with you? Sister(s)



Response	6	8	10	12	Total	
No	53.0	53.4	55.2	63.8	55.7	
Yes	47.0	46.6	44.8	36.2	44.3	
N of Valid	2429	2436	2037	1630	8532	
N of Miss	0	0	0	0	0	

Table 26: Think of where you live most of the time. Which of the following people live there with you? Stepsister(s)



Response	6	8	10	12	Total	
No	95.6	95.9	95.5	97.5	96.0	
Yes	4.4	4.1	4.5	2.5	4.0	
N of Valid	2429	2436	2037	1630	8532	
N of Miss	0	0	0	0	0	

Table 27: Think of where you live most of the time. Which of the following people live there with you? Other Children



Response	6	8	10	12	Total	
No	95.9	95.8	93.6	93.4	94.8	
Yes	4.1	4.2	6.4	6.6	5.2	
N of Valid	2429	2436	2037	1630	8532	
N of Miss	0	0	0	0	0	

Table 28: In my school, students have lots of chances to help decide things like class activities and rules.





Response	6	8	10	12	Total	
NO!	18.0	12.3	13.2	14.5	14.5	
no	40.3	36.2	31.7	30.8	35.2	
yes	35.0	43.3	43.4	41.1	40.6	
YES!	6.7	8.1	11.7	13.7	9.7	
N of Valid	2359	2418	2028	1626	8431	
N of Miss	65	16	9	4	94	

Table 29: Teachers ask me to work on special classroom projects.





Response	6	8	10	12	Total	
NO!	12.7	10.7	9.2	9.4	10.7	
no	39.2	43.6	45.3	38.0	41.7	
yes	39.0	37.3	38.9	43.4	39.4	
YES!	9.1	8.4	6.5	9.2	8.3	
N of Valid	2369	2413	2026	1625	8433	
N of Miss	55	22	10	4	91	

Table 30: My teacher(s) notices when I am doing a good job and lets me know about it.

Response	6	8	10	12	Total	
NO!	4.2	5.9	5.8	5.2	5.2	
no	13.4	20.2	22.5	21.9	19.2	
yes	49.9	51.3	54.9	55.9	52.7	
YES!	32.5	22.6	16.8	16.9	22.9	
N of Valid	2385	2415	2028	1623	8451	
N of Miss	42	21	8	7	78	

Table 31: There are lots of chances for students in my school to get involved in sports, clubs, and other school activities outside of class.

Response	6	8	10	12	Total	
NO!	6.6	1.8	2.1	1.3	3.1	
no	13.5	6.0	4.2	3.9	7.3	
yes	39.9	35.1	34.8	33.4	36.0	
YES!	40.0	57.2	58.9	61.5	53.6	
N of Valid	2381	2421	2028	1625	8455	
N of Miss	42	12	9	4	67	

Table 32: There are lots of chances for students in my school to talk with a teacher one-on-one.

Response	6	8	10	12	Total	
NO!	3.2	4.0	3.8	3.6	3.7	
no	13.9	20.1	20.4	14.4	17.3	
yes	48.2	49.3	53.2	51.9	50.5	
YES!	34.7	26.6	22.6	30.0	28.5	
N of Valid	2369	2414	2029	1623	8435	
N of Miss	58	22	8	7	95	

Table 33: I feel safe at my school.





Response	6	8	10	12	Total	
NO!	3.8	5.2	5.1	3.6	4.5	
no	6.6	11.9	9.5	7.0	8.9	
yes	34.4	48.9	58.9	53.0	48.0	
YES!	55.3	33.9	26.5	36.4	38.7	
N of Valid	2398	2411	2018	1622	8449	
N of Miss	29	21	19	8	77	

Table 34: The school lets my parents know when I have done something well.





Response	6	8	10	12	Total	
NO!	10.0	16.2	17.6	21.2	15.7	
no	29.2	41.0	46.5	47.4	40.2	
yes	39.6	32.9	29.2	25.1	32.4	
YES!	21.2	10.0	6.7	6.4	11.7	
N of Valid	2361	2410	2015	1617	8403	
N of Miss	61	26	16	13	116	

Table 35: My teachers praise me when I work hard in school.





Response	6	8	10	12	Total	
NO!	13.3	14.1	12.1	10.5	12.7	
no	30.4	35.8	39.7	37.0	35.5	
yes	42.4	39.6	40.4	43.6	41.3	
YES!	13.9	10.4	7.8	9.0	10.5	
N of Valid	2345	2405	2020	1617	8387	
N of Miss	81	31	16	13	141	

Table 36: Are your school grades better than the grades of most students in your class?

Response	6	8	10	12	Total	
NO!	8.7	8.2	7.5	5.6	7.7	
no	32.3	28.5	31.6	26.7	30.0	
yes	41.4	44.3	45.1	48.7	44.5	
YES!	17.6	18.9	15.8	19.1	17.8	
N of Valid	2349	2402	2018	1621	8390	
N of Miss	74	28	17	9	128	

Table 37: I have lots of chances to be part of class discussions or activities.

Response	6	8	10	12	Total	
NO!	4.5	4.1	2.6	2.3	3.5	
no	15.1	17.3	14.4	11.3	14.8	
yes	48.9	52.8	61.2	60.0	55.1	
YES!	31.6	25.8	21.8	26.4	26.6	
N of Valid	2372	2415	2028	1623	8438	
N of Miss	54	19	8	6	87	

Table 38: Now thinking back over the past year in school, how often did you: enjoy being in school?

Response	6	8	10	12	Total	
Never	6.5	8.3	8.7	6.5	7.6	
Seldom	5.4	8.9	10.7	12.2	9.0	
Sometimes	35.6	36.5	37.9	37.6	36.8	
Often	26.5	28.3	28.2	31.4	28.4	
Almost always	26.0	17.9	14.5	12.2	18.3	
N of Valid	2370	2415	2024	1619	8428	
N of Miss	53	21	12	11	97	

Table 39: Now thinking back over the past year in school, how often did you: hate being in school?

Response	6	8	10	12	Total	
Never	22.3	11.1	6.4	6.5	12.2	
Seldom	26.0	29.4	27.8	27.3	27.7	
Sometimes	32.6	34.5	37.2	37.4	35.2	
Often	10.5	14.8	18.1	19.7	15.3	
Almost always	8.7	10.1	10.5	9.1	9.6	
N of Valid	2355	2409	2018	1615	8397	
N of Miss	69	27	17	15	128	

Table 40: Now thinking back over the past year in school, how often did you: try to do your best work in school?

Response	6	8	10	12	Total	
Never	0.2	0.8	0.7	0.7	0.6	
Seldom	1.0	2.2	3.9	3.0	2.4	
Sometimes	6.0	12.7	16.9	19.6	13.2	
Often	18.8	29.1	35.0	37.8	29.3	
Almost always	74.0	55.3	43.4	38.9	54.5	
N of Valid	2351	2401	2013	1615	8380	
N of Miss	72	34	24	14	144	

Table 41: How often do you feel that the school work you are assigned is meaningful and important?

Response	6	8	10	12	Total	
Never	3.8	6.5	7.6	6.0	5.9	
Seldom	7.8	13.9	18.3	20.1	14.4	
Sometimes	22.5	31.6	36.4	39.0	31.6	
Often	33.2	29.9	25.3	27.3	29.2	
Almost always	32.7	18.1	12.3	7.7	18.8	
N of Valid	2373	2403	2017	1614	8407	
N of Miss	55	33	20	16	124	

Table 42: Putting them all together, what were your grades like last year?

Response	6	8	10	12	Total	
Mostly F's	1.1	1.4	1.1	0.5	1.1	
Mostly D's	3.1	3.7	5.4	2.5	3.7	
Mostly C's	14.3	17.1	21.4	19.7	17.8	
Mostly B's	34.9	34.9	39.4	41.5	37.3	
Mostly A's	46.6	42.9	32.7	35.7	40.1	
N of Valid	2278	2356	1998	1609	8241	
N of Miss	35	23	12	9	79	

Table 43: How important do you think the things you are learning in school are going to be for your later life?

Response	6	8	10	12	Total	
Very important	59.5	37.6	24.0	18.9	37.0	
Quite important	23.9	29.1	27.5	27.9	27.0	
Fairly important	11.2	21.4	29.1	31.1	22.2	
Slightly important	4.1	9.6	15.1	18.6	11.0	
Not at all important	1.4	2.2	4.4	3.6	2.8	
N of Valid	2393	2415	2025	1621	8454	
N of Miss	33	21	12	9	75	

Table 44: How interesting are most of your courses to you?

Response	6	8	10	12	Total	
Very interesting and stimulating	17.2	11.1	8.1	7.4	11.3	
Quite interesting	38.3	30.1	24.1	25.1	30.0	
Fairly interesting	29.9	35.0	41.9	42.2	36.6	
Slightly dull	9.9	16.5	18.6	17.4	15.4	
Very dull	4.7	7.3	7.3	7.8	6.7	
N of Valid	2338	2408	2024	1619	8389	
N of Miss	89	28	12	11	140	

Table 45: During the LAST FOUR WEEKS how many whole days of school have you missed because you skipped or 'cut'?








Response	6	8	10	12	Total	
None	74.5	78.4	77.8	71.6	75.8	
1	11.0	8.6	8.8	12.0	10.0	
2	5.4	5.0	5.0	6.7	5.4	
3	4.2	4.0	3.9	3.8	4.0	
4-5	3.4	2.5	2.7	3.7	3.0	
6-10	1.2	1.1	1.2	1.5	1.2	
11 or more	0.4	0.4	0.5	0.7	0.5	
N of Valid	2382	2404	2020	1620	8426	
N of Miss	44	30	16	10	100	

Table 46: What are the chances you would be seen as cool if you: smoked cigarettes?






Response	6	8	10	12	Total	
No or very little chance	88.9	75.6	62.7	60.3	73.2	
Little chance	6.2	12.4	16.8	19.8	13.2	
Some chance	2.4	6.8	13.3	13.0	8.4	
Pretty good chance	1.5	3.2	4.8	4.7	3.4	
Very good chance	0.9	2.0	2.3	2.3	1.8	
N of Valid	2327	2397	2016	1611	8351	
N of Miss	79	32	19	18	148	

Table 47: What are the chances you would be seen as cool if you: worked hard at school?






Response	6	8	10	12	Total	
No or very little chance	6.4	10.2	12.2	10.1	9.6	
Little chance	7.0	13.3	17.2	18.8	13.5	
Some chance	15.0	21.9	27.1	30.4	22.8	
Pretty good chance	28.0	28.8	28.3	26.1	27.9	
Very good chance	43.6	25.8	15.2	14.5	26.1	
N of Valid	2360	2397	2015	1610	8382	
N of Miss	62	35	22	20	139	

Table 48: What are the chances you would be seen as cool if you: began drinking alcoholic beverages regularly, that is, at least once or twice a month?


Response	6	8	10	12	Total	
No or very little chance	86.8	68.4	41.8	34.7	60.6	
Little chance	6.8	14.1	18.1	17.5	13.7	
Some chance	2.9	8.5	18.8	20.9	11.8	
Pretty good chance	2.1	5.8	13.8	17.9	9.0	
Very good chance	1.3	3.2	7.4	9.1	4.8	
N of Valid	2333	2400	2017	1613	8363	
N of Miss	93	34	20	17	164	

Table 49: What are the chances you would be seen as cool if you: defended someone who was being verbally abused at school?

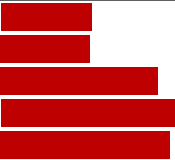
Response	6	8	10	12	Total	
No or very little chance	15.4	12.7	10.5	9.9	12.4	
Little chance	9.1	11.9	15.1	13.0	12.1	
Some chance	17.1	21.7	27.6	29.6	23.4	
Pretty good chance	24.3	27.1	27.3	28.8	26.7	
Very good chance	34.1	26.6	19.6	18.6	25.4	
N of Valid	2319	2401	2013	1613	8346	
N of Miss	101	33	21	16	171	

Table 50: What are the chances you would be seen as cool if you: smoked marijuana?


Response	6	8	10	12	Total	
No or very little chance	92.4	75.6	53.1	46.0	69.1	
Little chance	3.6	9.1	14.6	16.9	10.4	
Some chance	1.6	5.8	11.8	15.3	7.9	
Pretty good chance	1.2	4.7	10.1	10.5	6.2	
Very good chance	1.3	4.8	10.4	11.4	6.5	
N of Valid	2327	2395	2011	1606	8339	
N of Miss	101	40	26	24	191	

Table 51: What are the chances you would be seen as cool if you: carried a handgun?






Response	6	8	10	12	Total	
No or very little chance	84.4	78.2	71.8	76.1	78.0	
Little chance	7.7	9.5	13.2	11.9	10.4	
Some chance	3.5	5.1	6.0	6.3	5.1	
Pretty good chance	1.8	3.2	4.1	2.5	2.9	
Very good chance	2.5	4.0	4.8	3.2	3.6	
N of Valid	2316	2387	2010	1610	8323	
N of Miss	110	49	24	20	203	

Table 52: What are the chances you would be seen as cool if you: regularly volunteered to do community service?






Response	6	8	10	12	Total	
No or very little chance	22.9	28.6	27.8	22.5	25.6	
Little chance	13.4	19.9	23.7	23.3	19.7	
Some chance	20.7	23.8	24.2	27.7	23.8	
Pretty good chance	20.1	16.7	15.4	17.3	17.4	
Very good chance	22.9	11.1	8.9	9.2	13.5	
N of Valid	2320	2395	2011	1613	8339	
N of Miss	105	39	25	17	186	

Table 53: Think of your four best friends (the friends you feel closest to). In the past year (12 months), how many of your best friends have: participated in clubs, organizations or activities at school?






Response	6	8	10	12	Total	
0	16.9	12.0	9.3	8.8	12.1	
1	15.5	10.3	10.5	9.5	11.6	
2	20.8	16.1	16.7	14.8	17.3	
3	17.2	16.2	14.3	14.6	15.7	
4	29.6	45.4	49.2	52.3	43.3	
N of Valid	2316	2392	2000	1606	8314	
N of Miss	103	37	36	23	199	

Table 54: Think of your four best friends (the friends you feel closest to). In the past year (12 months), how many of your best friends have: smoked cigarettes?






Response	6	8	10	12	Total	
0	92.5	73.9	56.8	50.7	70.5	
1	4.5	12.7	17.2	18.4	12.6	
2	1.7	5.7	11.1	13.2	7.3	
3	0.4	3.4	5.7	7.9	4.0	
4	1.0	4.3	9.1	9.8	5.6	
N of Valid	2333	2382	2006	1600	8321	
N of Miss	95	52	30	30	207	

Table 55: Think of your four best friends (the friends you feel closest to). In the past year (12 months), how many of your best friends have: tried beer, wine or hard liquor (for example, vodka, whiskey, or gin) when their parents didn't know about it?






Response	6	8	10	12	Total	
0	86.5	62.0	32.6	27.6	55.2	
1	7.5	13.4	17.7	15.0	13.1	
2	2.9	9.7	14.4	14.9	9.9	
3	1.3	5.7	10.6	11.3	6.7	
4	1.9	9.1	24.8	31.1	15.1	
N of Valid	2340	2396	2005	1603	8344	
N of Miss	88	38	30	27	183	

Table 56: Think of your four best friends (the friends you feel closest to). In the past year (12 months), how many of your best friends have: made a commitment to stay drug-free?






Response	6	8	10	12	Total	
0	13.9	22.0	30.5	33.8	24.0	
1	5.7	9.4	13.0	17.0	10.7	
2	6.4	9.1	11.9	11.1	9.4	
3	8.0	10.9	11.8	10.0	10.1	
4	66.0	48.5	32.9	28.2	45.7	
N of Valid	2328	2384	2000	1602	8314	
N of Miss	89	47	37	28	201	

Table 57: Think of your four best friends (the friends you feel closest to). In the past year (12 months), how many of your best friends have: used marijuana?


Response	6	8	10	12	Total	
0	95.9	78.3	56.0	48.6	72.1	
1	2.2	8.9	15.3	16.1	10.0	
2	0.7	4.1	9.5	12.2	6.0	
3	0.3	3.3	7.3	8.5	4.4	
4	1.0	5.3	11.9	14.6	7.5	
N of Valid	2315	2380	1998	1592	8285	
N of Miss	107	47	36	38	228	

Table 58: Think of your four best friends (the friends you feel closest to). In the past year (12 months), how many of your best friends have: tried to do well in school?


Response	6	8	10	12	Total	
0	3.4	4.0	3.9	3.3	3.7	
1	3.6	4.9	7.0	6.5	5.4	
2	6.2	11.1	15.4	15.6	11.6	
3	16.8	20.1	20.3	20.4	19.3	
4	70.0	59.9	53.4	54.2	60.1	
N of Valid	2331	2387	2003	1596	8317	
N of Miss	83	45	33	34	195	

Table 59: Think of your four best friends (the friends you feel closest to). In the past year (12 months), how many of your best friends have: used LSD, cocaine, amphetamines, or other illegal drugs?


Response	6	8	10	12	Total	
0	97.3	88.3	81.4	81.1	87.8	
1	1.6	6.0	9.3	8.4	6.0	
2	0.6	2.5	4.0	4.5	2.7	
3	0.2	1.1	2.6	2.1	1.4	
4	0.4	2.0	2.6	3.9	2.1	
N of Valid	2331	2398	2007	1600	8336	
N of Miss	96	37	29	30	192	

Table 60: Think of your four best friends (the friends you feel closest to). In the past year (12 months), how many of your best friends have: been suspended from school?






Response	6	8	10	12	Total	
0	70.5	59.0	62.6	76.1	66.4	
1	16.6	18.6	16.7	13.5	16.6	
2	6.3	10.1	9.7	5.6	8.1	
3	2.5	5.0	4.5	2.3	3.7	
4	4.0	7.3	6.5	2.6	5.3	
N of Valid	2343	2396	2007	1602	8348	
N of Miss	84	38	30	27	179	

Table 61: Think of your four best friends (the friends you feel closest to). In the past year (12 months), how many of your best friends have: liked school?






Response	6	8	10	12	Total	
0	16.4	22.1	27.1	24.7	22.2	
1	11.5	14.0	12.8	13.1	12.8	
2	18.7	19.1	23.2	23.5	20.8	
3	20.7	19.9	16.1	18.0	18.8	
4	32.7	24.9	20.9	20.8	25.3	
N of Valid	2336	2386	1999	1604	8325	
N of Miss	85	47	34	24	190	

Table 62: Think of your four best friends (the friends you feel closest to). In the past year (12 months), how many of your best friends have: carried a handgun?






Response	6	8	10	12	Total	
0	95.1	92.7	92.3	93.9	93.5	
1	2.7	4.0	3.9	3.1	3.4	
2	0.9	1.3	1.5	1.2	1.2	
3	0.5	1.2	0.8	0.6	0.8	
4	0.7	0.9	1.4	1.3	1.0	
N of Valid	2332	2395	2007	1603	8337	
N of Miss	95	40	29	27	191	

Table 63: Think of your four best friends (the friends you feel closest to). In the past year (12 months), how many of your best friends have: sold illegal drugs?






Response	6	8	10	12	Total	
0	97.9	90.6	83.0	81.2	89.0	
1	0.9	4.9	8.2	9.3	5.4	
2	0.4	1.9	4.0	5.3	2.7	
3	0.3	1.0	1.9	1.4	1.1	
4	0.5	1.6	2.8	2.8	1.8	
N of Valid	2317	2387	2001	1597	8302	
N of Miss	110	46	35	31	222	

Table 64: Think of your four best friends (the friends you feel closest to). In the past year (12 months), how many of your best friends have: regularly attended religious services?






Response	6	8	10	12	Total	
0	23.5	17.5	16.8	19.5	19.4	
1	11.8	12.4	15.9	16.4	13.8	
2	15.5	16.1	22.5	25.3	19.3	
3	16.8	18.5	18.2	16.6	17.6	
4	32.4	35.6	26.6	22.2	29.9	
N of Valid	2270	2380	2002	1602	8254	
N of Miss	152	54	33	28	267	

Table 65: Think of your four best friends (the friends you feel closest to). In the past year (12 months), how many of your best friends have: stolen or tried to steal a motor vehicle such as a car or motorcycle?






Response	6	8	10	12	Total	
0	96.4	92.1	91.2	94.7	93.6	
1	2.2	4.8	5.7	2.8	3.9	
2	0.6	1.4	1.5	1.2	1.2	
3	0.2	0.8	0.7	0.4	0.5	
4	0.6	0.8	0.8	0.9	0.8	
N of Valid	2338	2395	2008	1604	8345	
N of Miss	90	40	29	26	185	

Table 66: Think of your four best friends (the friends you feel closest to). In the past year (12 months), how many of your best friends have: been arrested?






Response	6	8	10	12	Total	
0	91.7	80.2	71.5	75.9	80.5	
1	5.1	11.2	14.4	13.3	10.7	
2	1.5	4.1	7.4	6.6	4.7	
3	0.6	2.0	3.0	1.8	1.8	
4	1.1	2.6	3.7	2.4	2.4	
N of Valid	2339	2393	2006	1604	8342	
N of Miss	90	43	31	26	190	

Table 67: Think of your four best friends (the friends you feel closest to). In the past year (12 months), how many of your best friends have: dropped out of school?






Response	6	8	10	12	Total	
0	95.3	93.2	89.6	85.2	91.4	
1	3.2	3.5	6.7	10.0	5.4	
2	0.6	1.5	2.0	2.9	1.7	
3	0.3	0.9	0.7	0.9	0.7	
4	0.6	0.8	0.9	1.0	0.8	
N of Valid	2339	2393	2003	1602	8337	
N of Miss	88	42	34	28	192	

Table 68: Think of your four best friends (the friends you feel closest to). In the past year (12 months), how many of your best friends have: been members of a gang?






Response	6	8	10	12	Total	
0	89.0	82.6	82.3	89.0	85.5	
1	6.0	6.3	7.9	5.4	6.4	
2	1.9	4.2	3.5	2.4	3.1	
3	0.7	2.0	2.1	0.7	1.4	
4	2.4	4.8	4.2	2.6	3.5	
N of Valid	2337	2397	2007	1604	8345	
N of Miss	91	38	30	26	185	

Table 69: How old were you when you first: smoked marijuana?


Response	6	8	10	12	Total	
Never	98.9	90.7	75.0	64.1	84.1	
10 or younger	0.4	1.2	2.2	1.4	1.3	
11	0.5	1.2	1.1	0.9	1.0	
12	0.2	2.9	2.7	2.7	2.0	
13	0.0	3.2	5.0	4.4	3.0	
14	0.0	0.6	7.4	5.8	3.1	
15	0.0	0.1	5.7	6.9	2.7	
16	0.0	0.0	0.8	8.6	1.9	
17 or older	0.0	0.0	0.0	5.2	1.0	
N of Valid	2367	2401	2010	1611	8389	
N of Miss	56	31	27	15	129	

Table 70: How old were you when you first: smoked a cigarette, even just a puff?


Response	6	8	10	12	Total	
Never	90.8	76.8	62.3	51.7	72.5	
10 or younger	6.0	9.5	10.6	10.8	9.0	
11	2.4	3.9	3.5	3.6	3.3	
12	0.7	4.5	4.2	4.5	3.4	
13	0.1	4.4	6.1	6.0	3.9	
14	0.0	0.8	6.3	4.9	2.7	
15	0.0	0.1	6.1	6.3	2.7	
16	0.0	0.0	0.7	6.5	1.4	
17 or older	0.0	0.0	0.2	5.8	1.2	
N of Valid	2368	2401	2014	1608	8391	
N of Miss	58	34	22	20	134	

Table 71: How old were you when you first: had more than a sip or two of beer, wine or hard liquor (for example, vodka, whiskey, or gin)?










Response	6	8	10	12	Total	
Never	81.6	62.3	41.3	31.8	56.9	
10 or younger	11.8	11.5	9.7	7.3	10.4	
11	5.1	5.9	3.7	2.6	4.5	
12	1.2	8.5	5.9	4.2	5.0	
13	0.1	9.9	9.9	8.4	6.9	
14	0.0	1.6	13.6	10.3	5.7	
15	0.0	0.2	13.4	12.8	5.7	
16	0.0	0.0	2.4	14.4	3.3	
17 or older	0.1	0.0	0.0	8.3	1.6	
N of Valid	2372	2397	2011	1609	8389	
N of Miss	53	35	26	19	133	

Table 72: How old were you when you first: began drinking alcoholic beverages regularly, that is, at least once or twice a month?










Response	6	8	10	12	Total	
Never	98.1	91.2	77.7	66.5	85.2	
10 or younger	1.0	1.0	0.9	0.7	0.9	
11	0.7	1.3	1.0	0.1	0.8	
12	0.1	2.1	1.1	0.9	1.1	
13	0.0	3.0	3.7	2.3	2.2	
14	0.0	1.3	5.6	3.2	2.3	
15	0.0	0.1	7.8	6.6	3.2	
16	0.0	0.0	1.9	13.0	3.0	
17 or older	0.0	0.0	0.2	6.7	1.4	
N of Valid	2370	2399	2010	1611	8390	
N of Miss	59	36	26	19	140	

Table 73: How old were you when you first: used phenoxydine (pox, px, breeze)?


Response	6	8	10	12	Total	
Never	100.0	100.0	100.0	100.0	100.0	
10 or younger	0.0	0.0	0.0	0.0	0.0	
11	0.0	0.0	0.0	0.0	0.0	
12	0.0	0.0	0.0	0.0	0.0	
13	0.0	0.0	0.0	0.0	0.0	
14	0.0	0.0	0.0	0.0	0.0	
15	0.0	0.0	0.0	0.0	0.0	
16	0.0	0.0	0.0	0.0	0.0	
17 or older	0.0	0.0	0.0	0.0	0.0	
N of Valid	2317	2390	2004	1611	8322	
N of Miss	111	43	29	17	200	

Table 74: How old were you when you first: got suspended from school?










Response	6	8	10	12	Total	
Never	88.2	82.0	75.8	80.0	81.9	
10 or younger	7.6	5.9	5.0	3.3	5.7	
11	3.2	2.8	2.2	1.2	2.5	
12	0.9	3.8	3.3	2.1	2.5	
13	0.1	4.6	4.5	3.2	3.0	
14	0.0	0.8	5.4	3.8	2.3	
15	0.0	0.1	2.9	2.5	1.2	
16	0.0	0.0	0.8	2.2	0.6	
17 or older	0.0	0.0	0.0	1.6	0.3	
N of Valid	2375	2399	2002	1603	8379	
N of Miss	51	32	28	23	134	

Table 75: How old were you when you first: got arrested?










Response	6	8	10	12	Total	
Never	98.1	93.7	86.6	87.3	92.0	
10 or younger	0.7	1.1	0.6	0.2	0.7	
11	0.8	0.8	0.8	0.4	0.7	
12	0.3	1.3	1.2	0.6	0.8	
13	0.1	2.3	1.8	1.5	1.4	
14	0.1	0.8	3.6	1.6	1.4	
15	0.0	0.1	4.2	2.4	1.5	
16	0.0	0.0	1.1	3.5	0.9	
17 or older	0.0	0.0	0.0	2.5	0.5	
N of Valid	2372	2399	2008	1609	8388	
N of Miss	57	32	28	21	138	

Table 76: How old were you when you first: carried a handgun?










Response	6	8	10	12	Total	
Never	96.2	95.4	94.3	94.8	95.2	
10 or younger	1.9	1.1	1.4	0.9	1.4	
11	1.4	0.9	0.5	0.6	0.9	
12	0.4	1.0	0.9	0.3	0.7	
13	0.0	1.2	0.9	0.4	0.6	
14	0.0	0.3	1.0	0.7	0.5	
15	0.0	0.1	0.7	0.4	0.3	
16	0.0	0.0	0.2	0.8	0.2	
17 or older	0.0	0.0	0.1	1.0	0.2	
N of Valid	2362	2395	2001	1605	8363	
N of Miss	66	40	32	25	163	

Table 77: How old were you when you first: attacked someone with the idea of seriously hurting them?


Response	6	8	10	12	Total	
Never	87.7	82.8	79.8	82.6	83.4	
10 or younger	6.2	5.0	5.0	3.1	5.0	
11	4.2	2.1	1.2	1.4	2.3	
12	1.7	3.5	2.2	1.7	2.4	
13	0.1	4.8	2.7	1.5	2.3	
14	0.0	1.6	4.2	2.1	1.9	
15	0.0	0.2	3.2	2.1	1.2	
16	0.0	0.0	1.3	3.7	1.0	
17 or older	0.0	0.0	0.2	1.8	0.4	
N of Valid	2364	2396	2008	1608	8376	
N of Miss	63	32	26	20	141	

Table 78: How old were you when you first: belonged to a gang?


Response	6	8	10	12	Total	
Never	96.5	93.8	93.0	95.3	94.7	
10 or younger	1.2	0.7	1.1	0.9	1.0	
11	1.4	0.8	0.5	0.3	0.8	
12	0.7	1.4	0.8	0.2	0.8	
13	0.1	2.3	1.4	0.6	1.1	
14	0.0	0.7	1.8	0.6	0.7	
15	0.0	0.1	1.3	1.1	0.6	
16	0.0	0.0	0.1	0.6	0.1	
17 or older	0.0	0.0	0.0	0.4	0.1	
N of Valid	2370	2402	2013	1611	8396	
N of Miss	57	30	23	17	127	

Table 79: How wrong do you think it is for someone your age to: take a handgun to school?





Response	6	8	10	12	Total	
Very wrong	92.3	86.6	85.2	90.8	88.7	
Wrong	6.3	9.5	10.5	6.8	8.3	
A little bit wrong	1.0	3.1	2.7	1.4	2.1	
Not wrong at all	0.5	0.8	1.6	1.1	1.0	
N of Valid	2389	2415	2018	1614	8436	
N of Miss	38	20	19	16	93	

Table 80: How wrong do you think it is for someone your age to: steal anything worth more than \$5?





Response	6	8	10	12	Total	
Very wrong	68.0	57.8	53.1	62.6	60.5	
Wrong	24.5	29.6	33.1	27.1	28.5	
A little bit wrong	6.5	10.2	11.4	8.8	9.2	
Not wrong at all	1.0	2.3	2.5	1.5	1.8	
N of Valid	2384	2410	2015	1608	8417	
N of Miss	44	25	21	22	112	

Table 81: How wrong do you think it is for someone your age to: pick a fight with someone?





Response	6	8	10	12	Total	
Very wrong	54.7	37.6	31.3	38.3	41.1	
Wrong	29.9	31.9	34.4	33.5	32.3	
A little bit wrong	12.0	22.9	25.8	22.3	20.4	
Not wrong at all	3.3	7.6	8.4	6.0	6.3	
N of Valid	2373	2402	2014	1604	8393	
N of Miss	53	34	23	25	135	

Table 82: How wrong do you think it is for someone your age to: attack someone with the idea of seriously hurting them?





Response	6	8	10	12	Total	
Very wrong	82.4	67.4	59.5	63.7	69.1	
Wrong	11.7	20.7	24.3	23.3	19.5	
A little bit wrong	4.4	8.1	11.9	8.9	8.1	
Not wrong at all	1.6	3.7	4.3	4.1	3.3	
N of Valid	2377	2405	2012	1608	8402	
N of Miss	50	28	24	21	123	

Table 83: How wrong do you think it is for someone your age to: stay away from school all day when their parents think they are at school?





Response	6	8	10	12	Total	
Very wrong	82.1	63.8	46.0	44.0	60.9	
Wrong	13.1	23.3	31.7	30.0	23.7	
A little bit wrong	3.7	9.3	17.5	20.4	11.8	
Not wrong at all	1.1	3.6	4.8	5.7	3.6	
N of Valid	2380	2405	2015	1606	8406	
N of Miss	47	29	22	24	122	

Table 84: How wrong do you think it is for someone your age to: drink beer, wine or hard liquor (for example, vodka, whiskey, or gin) regularly?





Response	6	8	10	12	Total	
Very wrong	88.9	69.5	45.8	40.1	63.7	
Wrong	7.4	16.5	21.9	21.5	16.2	
A little bit wrong	2.9	9.5	21.3	25.2	13.4	
Not wrong at all	0.9	4.5	11.0	13.2	6.7	
N of Valid	2379	2409	2015	1608	8411	
N of Miss	49	27	22	22	120	

Table 85: How wrong do you think it is for someone your age to: smoke cigarettes?





Response	6	8	10	12	Total	
Very wrong	89.8	74.7	56.9	46.4	69.3	
Wrong	7.1	14.7	20.1	21.5	15.2	
A little bit wrong	2.0	6.6	13.5	17.7	9.1	
Not wrong at all	1.1	3.9	9.4	14.3	6.4	
N of Valid	2384	2411	2016	1611	8422	
N of Miss	45	25	21	19	110	

Table 86: How wrong do you think it is for someone your age to: smoke marijuana?





Response	6	8	10	12	Total	
Very wrong	95.6	83.1	63.3	55.0	76.5	
Wrong	3.0	7.7	14.6	16.6	9.7	
A little bit wrong	0.8	5.0	10.4	14.2	6.8	
Not wrong at all	0.7	4.2	11.8	14.2	6.9	
N of Valid	2378	2408	2017	1610	8413	
N of Miss	50	26	20	20	116	

Table 87: How wrong do you think it is for someone your age to: use LSD, cocaine, amphetamines or another illegal drug?





Response	6	8	10	12	Total	
Very wrong	97.5	92.7	86.9	87.9	91.7	
Wrong	1.6	4.4	7.2	7.0	4.8	
A little bit wrong	0.5	1.7	3.9	2.8	2.1	
Not wrong at all	0.4	1.3	2.0	2.3	1.4	
N of Valid	2380	2412	2015	1609	8416	
N of Miss	47	24	22	21	114	

Table 88: At school during the past 12 months, did you receive help from the resource teacher, speech therapist or other special education teacher?

Response	6	8	10	12	Total	
No	75.5	87.7	89.1	90.7	85.2	
Yes	24.5	12.3	10.9	9.3	14.8	
N of Valid	2281	2303	1950	1565	8099	
N of Miss	148	133	87	64	432	

Table 89: How many times in the past year (12 months) have you: been suspended from school?

Response	6	8	10	12	Total	
Never	91.4	86.7	86.0	93.2	89.1	
1 to 2 times	7.0	10.6	11.0	5.7	8.7	
3 to 5 times	1.1	1.9	2.0	0.7	1.5	
6 to 9 times	0.3	0.5	0.5	0.1	0.4	
10 to 19 times	0.2	0.2	0.3	0.3	0.2	
20 to 29 times	0.0	0.0	0.2	0.0	0.1	
30 to 39 times	0.0	0.0	0.0	0.0	0.0	
40+ times	0.0	0.1	0.1	0.1	0.1	
N of Valid	2386	2406	2009	1606	8407	
N of Miss	41	29	28	24	122	

Table 90: How many times in the past year (12 months) have you: carried a handgun?

Response	6	8	10	12	Total	
Never	96.6	95.7	95.1	95.5	95.8	
1 to 2 times	2.2	2.9	1.9	1.6	2.2	
3 to 5 times	0.5	0.6	0.7	1.0	0.7	
6 to 9 times	0.2	0.2	0.5	0.4	0.3	
10 to 19 times	0.1	0.2	0.5	0.5	0.3	
20 to 29 times	0.1	0.0	0.2	0.4	0.2	
30 to 39 times	0.0	0.0	0.0	0.1	0.0	
40+ times	0.3	0.2	0.9	0.6	0.5	
N of Valid	2373	2402	2005	1606	8386	
N of Miss	55	33	32	24	144	

Table 91: How many times in the past year (12 months) have you: sold illegal drugs?









Response	6	8	10	12	Total	
Never	99.4	97.8	94.2	91.5	96.2	
1 to 2 times	0.2	1.0	1.8	2.9	1.3	
3 to 5 times	0.0	0.3	1.0	1.7	0.6	
6 to 9 times	0.1	0.5	0.9	1.2	0.6	
10 to 19 times	0.0	0.1	0.5	1.1	0.4	
20 to 29 times	0.0	0.0	0.1	0.4	0.1	
30 to 39 times	0.0	0.0	0.2	0.1	0.1	
40+ times	0.2	0.3	1.4	1.2	0.7	
N of Valid	2362	2396	1996	1601	8355	
N of Miss	67	40	40	29	176	

Table 92: How many times in the past year (12 months) have you: stolen or tried to steal a motor vehicle such as a car or motorcycle?






Response	6	8	10	12	Total	
Never	98.7	98.0	96.7	98.5	98.0	
1 to 2 times	1.0	1.4	2.6	0.7	1.4	
3 to 5 times	0.2	0.3	0.3	0.3	0.3	
6 to 9 times	0.0	0.1	0.1	0.1	0.1	
10 to 19 times	0.0	0.0	0.0	0.1	0.0	
20 to 29 times	0.0	0.0	0.0	0.1	0.0	
30 to 39 times	0.0	0.0	0.0	0.0	0.0	
40+ times	0.1	0.0	0.2	0.2	0.1	
N of Valid	2376	2399	2001	1604	8380	
N of Miss	50	34	36	26	146	

Table 93: How many times in the past year (12 months) have you: participated in clubs, organizations or activities at school?









Response	6	8	10	12	Total	
Never	26.8	20.6	17.2	15.1	20.4	
1 to 2 times	28.7	22.6	18.7	13.3	21.6	
3 to 5 times	18.0	17.5	14.2	13.5	16.1	
6 to 9 times	8.9	9.2	9.4	8.9	9.1	
10 to 19 times	5.1	8.0	9.6	10.9	8.1	
20 to 29 times	2.8	3.8	6.3	8.2	5.0	
30 to 39 times	1.5	2.8	2.9	3.5	2.6	
40+ times	8.2	15.5	21.6	26.7	17.1	
N of Valid	2340	2398	2001	1601	8340	
N of Miss	81	37	35	28	181	

Table 94: How many times in the past year (12 months) have you: been arrested?







Response	6	8	10	12	Total	
Never	97.8	94.5	90.1	92.4	94.0	
1 to 2 times	1.6	4.0	7.9	6.0	4.6	
3 to 5 times	0.3	1.0	1.4	1.1	0.9	
6 to 9 times	0.1	0.2	0.4	0.0	0.2	
10 to 19 times	0.0	0.3	0.1	0.3	0.2	
20 to 29 times	0.0	0.0	0.1	0.1	0.0	
30 to 39 times	0.0	0.0	0.0	0.0	0.0	
40+ times	0.1	0.1	0.1	0.2	0.1	
N of Valid	2373	2397	1999	1602	8371	
N of Miss	51	37	33	27	148	

Table 95: How many times in the past year (12 months) have you: done extra work on your own for school?









Response	6	8	10	12	Total	
Never	31.6	30.1	32.3	27.0	30.4	
1 to 2 times	30.9	27.5	21.7	19.3	25.5	
3 to 5 times	14.0	16.5	17.2	14.4	15.6	
6 to 9 times	8.1	9.2	9.4	11.6	9.4	
10 to 19 times	5.7	6.8	7.3	11.6	7.5	
20 to 29 times	2.7	3.5	4.1	5.9	3.9	
30 to 39 times	1.0	1.9	2.2	1.9	1.7	
40+ times	6.0	4.5	5.8	8.3	6.0	
N of Valid	2357	2389	2002	1598	8346	
N of Miss	67	41	34	31	173	

Table 96: How many times in the past year (12 months) have you: attacked someone with the idea of seriously hurting them?








Response	6	8	10	12	Total	
Never	89.0	85.7	84.2	88.5	86.8	
1 to 2 times	7.4	9.5	10.1	7.1	8.6	
3 to 5 times	2.0	2.3	2.9	1.8	2.3	
6 to 9 times	1.0	1.4	1.1	1.4	1.2	
10 to 19 times	0.4	0.3	0.5	0.4	0.4	
20 to 29 times	0.0	0.3	0.4	0.2	0.2	
30 to 39 times	0.0	0.1	0.1	0.1	0.0	
40+ times	0.3	0.4	0.7	0.6	0.5	
N of Valid	2365	2394	2000	1600	8359	
N of Miss	63	42	37	30	172	

Table 97: How many times in the past year (12 months) have you: been drunk or high at school?


Response	6	8	10	12	Total	
Never	97.9	92.8	85.5	81.9	90.4	
1 to 2 times	1.7	4.1	6.0	7.0	4.4	
3 to 5 times	0.2	1.5	2.9	3.6	1.9	
6 to 9 times	0.1	0.6	1.6	2.1	1.0	
10 to 19 times	0.0	0.2	1.6	1.3	0.7	
20 to 29 times	0.0	0.2	1.0	1.1	0.5	
30 to 39 times	0.0	0.1	0.4	0.4	0.2	
40+ times	0.1	0.4	1.3	2.6	0.9	
N of Valid	2359	2390	1997	1596	8342	
N of Miss	69	43	38	33	183	

Table 98: How many times in the past year (12 months) have you: volunteered to do community service?

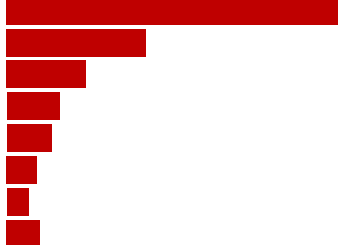
Response	6	8	10	12	Total	
Never	55.9	55.1	53.1	40.5	52.1	
1 to 2 times	23.0	21.8	18.6	16.6	20.4	
3 to 5 times	9.4	10.2	10.6	12.4	10.5	
6 to 9 times	4.7	4.8	6.7	9.1	6.1	
10 to 19 times	2.5	3.3	5.3	9.5	4.7	
20 to 29 times	1.0	1.9	2.4	5.3	2.4	
30 to 39 times	1.0	0.8	0.8	1.7	1.0	
40+ times	2.6	2.0	2.6	4.9	2.9	
N of Valid	2351	2394	2000	1600	8345	
N of Miss	76	41	35	30	182	

Table 99: How many times in the past year (12 months) have you: taken a handgun to school?






Response	6	8	10	12	Total	
Never	99.7	99.3	99.1	99.4	99.4	
1 to 2 times	0.1	0.3	0.2	0.2	0.2	
3 to 5 times	0.1	0.2	0.1	0.1	0.1	
6 to 9 times	0.0	0.1	0.1	0.1	0.1	
10 to 19 times	0.0	0.0	0.0	0.1	0.0	
20 to 29 times	0.0	0.0	0.1	0.0	0.0	
30 to 39 times	0.0	0.0	0.0	0.0	0.0	
40+ times	0.1	0.0	0.4	0.1	0.2	
N of Valid	2367	2398	2007	1601	8373	
N of Miss	61	38	30	29	158	

Table 100: Are you currently on probation, or assigned a probation officer with Juvenile Court?



Response	6	8	10	12	Total	
No	98.1	96.1	94.3	96.6	96.3	
Yes	1.9	3.9	5.7	3.4	3.7	
N of Valid	2102	2126	1838	1501	7567	
N of Miss	327	309	198	128	962	

Table 101: Have you ever belonged to a gang?






Response	6	8	10	12	Total	
No	93.7	90.2	90.1	93.2	91.7	
No, but would like to	1.2	2.3	2.2	1.3	1.8	
Yes, in the past	2.8	3.7	4.2	3.4	3.5	
Yes, belong now	2.0	3.2	3.2	1.9	2.6	
Yes, but would like to get out	0.3	0.6	0.3	0.2	0.4	
N of Valid	2385	2397	2011	1601	8394	
N of Miss	44	35	26	28	133	

Table 102: If you have ever belonged to a gang, did that gang have a name?




Response	6	8	10	12	Total	
No	8.3	7.6	7.1	10.6	8.3	
Yes	4.7	7.5	8.0	5.5	6.4	
I have never belonged to a gang	87.0	84.8	84.9	83.9	85.3	
N of Valid	2349	2360	1987	1570	8266	
N of Miss	71	68	42	49	230	

Table 103: How many times have you done the following things? done what feels good no matter what.







Response	6	8	10	12	Total	
Never	50.9	38.6	29.1	24.9	37.1	
I've done it, but not in the past year	14.8	15.6	14.1	12.3	14.4	
Less than once a month	5.9	9.3	12.4	16.2	10.5	
About once a month	4.6	7.2	9.1	9.9	7.5	
2 or 3 times a month	6.3	7.7	11.0	11.6	8.9	
Once a week or more	17.4	21.5	24.3	25.1	21.7	
N of Valid	2284	2360	1995	1591	8230	
N of Miss	142	74	41	39	296	

Table 104: How many times have you done the following things? done something dangerous because someone dared you to do it.







Response	6	8	10	12	Total	
Never	74.8	57.1	46.3	46.4	57.4	
I've done it, but not in the past year	16.0	19.6	22.0	24.3	20.1	
Less than once a month	3.1	9.1	13.3	12.2	9.0	
About once a month	1.8	4.9	7.0	7.5	5.1	
2 or 3 times a month	2.0	4.5	6.0	5.8	4.4	
Once a week or more	2.2	4.8	5.4	3.7	4.0	
N of Valid	2350	2390	2002	1594	8336	
N of Miss	76	44	35	35	190	

Table 105: How many times have you done the following things? done crazy things even if they are a little dangerous.







Response	6	8	10	12	Total	
Never	63.8	43.8	29.2	29.0	43.1	
I've done it, but not in the past year	19.3	20.8	21.6	22.2	20.8	
Less than once a month	5.2	11.5	15.1	17.0	11.6	
About once a month	3.3	7.4	11.2	10.4	7.7	
2 or 3 times a month	3.3	6.2	10.6	10.0	7.2	
Once a week or more	5.1	10.4	12.3	11.4	9.5	
N of Valid	2346	2388	2001	1593	8328	
N of Miss	81	46	36	37	200	

Table 106: You're looking at CD's in a music store with a friend. You look up and see her slip a CD under her coat. She smiles and says 'Which one do you want? Go ahead, take it while nobody's around.' There is nobody in sight, no employees and no other customers. What would you do now?





Response	6	8	10	12	Total	
Ignore her	11.3	16.5	20.5	22.2	17.1	
Grab a CD and leave the store	2.3	7.1	9.2	6.8	6.2	
Tell her to put the CD back	64.0	46.2	37.2	38.9	47.7	
Act like it is a joke, and ask her to put the CD back	22.4	30.2	33.1	32.2	29.1	
N of Valid	2349	2390	2003	1598	8340	
N of Miss	58	36	31	28	153	

Table 107: You are visiting another part of town, and you don't know any of the people your age there. You are walking down the street, and some teenager you don't know is walking toward you. He is about your size, and as he is about to pass you, he deliberately bumps into you and you almost lose your balance. What would you say or do?





Response	6	8	10	12	Total	
Push the person back	14.6	16.0	17.3	13.7	15.5	
Say 'Excuse me' and keep on walking	53.6	47.6	48.4	53.1	50.5	
Say 'Watch where you are going' and keep on walking	26.5	26.3	23.1	22.2	24.8	
Swear at the person and walk away	5.4	10.1	11.2	11.0	9.2	
N of Valid	2344	2382	1990	1587	8303	
N of Miss	70	42	38	36	186	

Table 108: You are at a party at someone's house, and one of your friends offers you a drink containing alcohol. What would you say or do?





Response	6	8	10	12	Total	
Drink it	3.5	18.1	34.2	40.6	22.2	
Tell your friend, 'No thanks, I don't drink' and suggest that you and your friend go and do something else	47.7	38.9	29.6	24.9	36.5	
Just say, 'No thanks' and walk away	27.2	28.2	27.9	28.0	27.8	
Make up a good excuse, tell your friend you had something else to do, and leave	21.6	14.8	8.3	6.4	13.5	
N of Valid	2349	2391	1998	1592	8330	
N of Miss	65	42	35	36	178	

Table 109: It's 8:00 on a weeknight and you are about to go over to a friend's home when your mother asks you where you are going. You say 'Oh, just going to go hang out with some friends.' She says, 'No, you'll just get into trouble if you go out. Stay home tonight.' What would you do now?





Response	6	8	10	12	Total	
Leave the house anyway	3.4	6.8	7.9	8.6	6.5	
Explain what you are going to do with your friends, tell her when you will get home, and ask if you can go out	53.3	64.1	71.0	75.7	64.9	
Not say anything and start watching TV	38.2	21.7	12.4	8.2	21.5	
Get into an argument with her	5.1	7.4	8.6	7.6	7.1	
N of Valid	2343	2368	1992	1586	8289	
N of Miss	77	48	37	35	197	

Table 110: How often do you attend religious services or activities?





Response	6	8	10	12	Total	
Never	17.5	12.0	12.8	15.2	14.4	
Rarely	21.1	20.0	23.8	25.4	22.3	
1-2 Times a Month	12.0	12.3	13.3	15.8	13.1	
About Once a Week or More	49.4	55.8	50.1	43.6	50.3	
N of Valid	2348	2382	1997	1596	8323	
N of Miss	78	54	39	34	205	

Table 111: I do the opposite of what people tell me, just to get them mad.





Response	6	8	10	12	Total	
Very False	55.1	39.8	33.5	42.1	43.1	
Somewhat False	25.5	31.1	31.5	30.6	29.5	
Somewhat True	16.3	25.4	31.2	23.7	23.9	
Very True	3.1	3.8	3.8	3.6	3.6	
N of Valid	2362	2379	1993	1596	8330	
N of Miss	63	53	44	33	193	

Table 112: I like to see how much I can get away with.





Response	6	8	10	12	Total	
Very False	62.9	45.6	34.2	38.3	46.4	
Somewhat False	20.9	25.7	26.4	25.8	24.5	
Somewhat True	12.2	21.3	31.0	28.5	22.4	
Very True	4.0	7.4	8.4	7.3	6.7	
N of Valid	2352	2377	1989	1594	8312	
N of Miss	75	58	48	35	216	

Table 113: I ignore rules that get in my way.





Response	6	8	10	12	Total	
Very False	69.6	52.2	38.7	41.9	52.0	
Somewhat False	18.6	24.7	30.6	31.4	25.6	
Somewhat True	9.4	17.5	24.2	20.9	17.4	
Very True	2.5	5.6	6.5	5.7	5.0	
N of Valid	2361	2381	1987	1591	8320	
N of Miss	66	53	50	37	206	

Table 114: I think sometimes it's okay to cheat at school.





Response	6	8	10	12	Total	
NO!	71.0	40.3	19.4	18.2	39.8	
no	21.9	34.9	36.0	35.6	31.6	
yes	6.4	21.8	37.1	38.8	24.3	
YES!	0.8	3.1	7.4	7.4	4.3	
N of Valid	2374	2387	1995	1594	8350	
N of Miss	50	47	41	36	174	

Table 115: It is important to think before you act.





Response	6	8	10	12	Total	
NO!	2.0	1.8	1.6	1.6	1.8	
no	3.8	6.7	5.0	2.8	4.7	
yes	24.1	34.8	39.7	37.0	33.4	
YES!	70.1	56.6	53.7	58.6	60.1	
N of Valid	2369	2385	1992	1592	8338	
N of Miss	51	49	43	37	180	

Table 116: Sometimes I think that life is not worth it.





Response	6	8	10	12	Total	
NO!	57.1	47.1	43.5	46.3	48.9	
no	21.8	23.5	24.6	26.1	23.8	
yes	15.0	19.9	22.9	20.7	19.4	
YES!	6.1	9.5	8.9	6.9	7.9	
N of Valid	2326	2371	1983	1588	8268	
N of Miss	96	64	50	42	252	

Table 117: At times I think I am no good at all.

Response	6	8	10	12	Total	
NO!	35.3	32.7	30.9	32.2	32.9	
no	25.3	26.8	26.0	28.8	26.6	
yes	28.5	29.0	32.4	30.5	29.9	
YES!	10.9	11.5	10.8	8.5	10.6	
N of Valid	2339	2380	1990	1592	8301	
N of Miss	84	56	45	38	223	

Table 118: All in all, I am inclined to think that I am a failure.

Response	6	8	10	12	Total	
NO!	54.7	50.9	45.1	48.2	50.0	
no	26.1	28.9	33.1	34.2	30.1	
yes	14.1	14.1	16.3	13.0	14.4	
YES!	5.1	6.1	5.4	4.7	5.4	
N of Valid	2316	2367	1983	1590	8256	
N of Miss	108	69	51	40	268	

Table 119: In the past year, have you felt depressed or sad MOST days, even if you felt okay sometimes?

Response	6	8	10	12	Total	
NO!	30.1	31.7	29.3	32.6	30.8	
no	25.1	25.5	25.6	27.1	25.7	
yes	29.9	26.7	29.4	26.3	28.2	
YES!	15.0	16.0	15.8	14.1	15.3	
N of Valid	2335	2378	1986	1592	8291	
N of Miss	90	56	50	38	234	

Table 120: It is all right to beat up people if they start the fight.





Response	6	8	10	12	Total	
NO!	50.0	30.9	24.5	25.5	33.7	
no	20.0	23.9	22.5	23.0	22.3	
yes	17.3	24.4	27.8	27.5	23.8	
YES!	12.7	20.8	25.2	24.1	20.2	
N of Valid	2334	2379	1984	1594	8291	
N of Miss	92	55	50	36	233	

Table 121: I think it is okay to take something without asking if you can get away with it.





Response	6	8	10	12	Total	
NO!	77.9	61.8	52.0	56.8	63.0	
no	19.0	29.0	36.8	35.0	29.2	
yes	1.9	7.1	8.7	6.0	5.8	
YES!	1.2	2.2	2.5	2.1	1.9	
N of Valid	2328	2372	1982	1589	8271	
N of Miss	99	64	52	41	256	

Table 122: Sometimes we don't know what we will do as adults, but we may have an idea. Please answer how true these statements may be for you. WHEN I AM AN ADULT I WILL: smoke cigarettes.





Response	6	8	10	12	Total	
NO!	85.3	76.2	70.2	69.8	76.1	
no	11.6	17.0	19.3	17.1	16.0	
yes	2.2	5.1	7.0	9.5	5.6	
YES!	0.9	1.6	3.5	3.6	2.3	
N of Valid	2344	2370	1977	1587	8278	
N of Miss	83	65	58	41	247	

Table 123: Sometimes we don't know what we will do as adults, but we may have an idea. Please answer how true these statements may be for you. WHEN I AM AN ADULT I WILL: drink beer, wine, or liquor.


Response	6	8	10	12	Total	
NO!	66.6	46.3	30.4	26.0	44.3	
no	19.2	21.2	19.6	17.6	19.6	
yes	12.1	26.3	37.7	39.9	27.7	
YES!	2.1	6.2	12.2	16.5	8.5	
N of Valid	2329	2358	1979	1586	8252	
N of Miss	95	75	57	42	269	

Table 124: Sometimes we don't know what we will do as adults, but we may have an idea. Please answer how true these statements may be for you. WHEN I AM AN ADULT I WILL: smoke marijuana.


Response	6	8	10	12	Total	
NO!	93.2	82.0	69.1	67.4	79.3	
no	5.7	11.5	18.1	17.2	12.5	
yes	0.6	4.1	7.5	9.3	4.9	
YES!	0.5	2.3	5.3	6.1	3.2	
N of Valid	2337	2360	1978	1584	8259	
N of Miss	91	73	58	46	268	

Table 125: Sometimes we don't know what we will do as adults, but we may have an idea. Please answer how true these statements may be for you. WHEN I AM AN ADULT I WILL: use LSD, cocaine, amphetamines or another illegal drug.


Response	6	8	10	12	Total	
NO!	94.9	91.1	87.5	88.8	90.9	
no	4.9	7.8	10.2	9.1	7.8	
yes	0.2	0.6	1.6	1.4	0.9	
YES!	0.0	0.5	0.7	0.8	0.4	
N of Valid	2337	2371	1981	1588	8277	
N of Miss	90	65	56	42	253	

Table 126: How much do you think people risk harming themselves (physically or in other ways) if they: smoked one or more packs of cigarettes per day?


Response	6	8	10	12	Total	
No risk	11.6	6.8	3.9	3.5	6.9	
Slight risk	7.7	6.8	6.6	5.3	6.7	
Moderate risk	16.8	18.5	18.8	17.9	18.0	
Great risk	63.9	67.9	70.8	73.3	68.5	
N of Valid	2314	2354	1966	1578	8212	
N of Miss	110	80	70	52	312	

Table 127: How much do you think people risk harming themselves (physically or in other ways) if they: try marijuana once or twice?


Response	6	8	10	12	Total	
No risk	13.3	13.6	22.8	30.1	18.9	
Slight risk	17.7	20.3	25.9	27.0	22.2	
Moderate risk	27.1	24.2	21.8	17.8	23.2	
Great risk	42.0	41.8	29.5	25.1	35.7	
N of Valid	2297	2345	1955	1572	8169	
N of Miss	127	90	80	57	354	

Table 128: How much do you think people risk harming themselves (physically or in other ways) if they: smoke marijuana regularly?


Response	6	8	10	12	Total	
No risk	12.6	8.9	10.7	11.6	10.9	
Slight risk	3.4	6.1	13.3	17.0	9.2	
Moderate risk	11.3	12.5	17.8	20.1	14.9	
Great risk	72.7	72.6	58.1	51.3	65.1	
N of Valid	2276	2320	1942	1555	8093	
N of Miss	144	111	93	75	423	

Table 129: How much do you think people risk harming themselves (physically or in other ways) if they: take one or two drinks of an alcoholic beverage (beer, wine, liquor) nearly every day?

Response	6	8	10	12	Total	
No risk	14.9	11.5	11.0	11.9	12.4	
Slight risk	16.9	21.5	25.5	22.7	21.4	
Moderate risk	26.3	29.1	29.3	29.9	28.5	
Great risk	41.9	37.9	34.2	35.6	37.7	
N of Valid	2289	2338	1956	1577	8160	
N of Miss	138	94	80	52	364	

Table 130: How much do you think people risk harming themselves (physically or in other ways) if they: have five or more drinks once or twice each weekend?

Response	6	8	10	12	Total	
No risk	13.9	9.1	8.5	8.1	10.1	
Slight risk	9.8	11.3	15.9	17.3	13.1	
Moderate risk	22.0	23.7	26.1	28.4	24.7	
Great risk	54.3	56.0	49.4	46.2	52.0	
N of Valid	2295	2336	1958	1575	8164	
N of Miss	134	98	76	54	362	

Table 131: Have you ever used smokeless tobacco (chew, snuff, plug, dipping tobacco, or chewing tobacco)?

Response	6	8	10	12	Total	
Never	93.5	86.9	78.8	74.7	84.5	
Once or Twice	4.4	8.2	10.8	11.3	8.4	
Once in a while but not regularly	0.9	2.3	3.9	4.3	2.7	
Regularly in the past	0.4	1.3	2.3	3.0	1.6	
Regularly now	0.6	1.3	4.3	6.7	2.9	
N of Valid	2322	2341	1969	1575	8207	
N of Miss	105	95	66	53	319	

Table 132: How often have you taken smokeless tobacco during the past 30 days?


Response	6	8	10	12	Total	
Not at all	98.2	95.6	90.4	88.2	93.7	
Once or twice	1.0	2.3	4.0	3.2	2.5	
Once or twice per week	0.3	0.8	1.1	1.1	0.8	
Three to five times per week	0.1	0.3	0.7	1.0	0.5	
About once a day	0.2	0.4	0.6	0.8	0.5	
More than once a day	0.3	0.6	3.3	5.6	2.1	
N of Valid	2308	2340	1968	1574	8190	
N of Miss	121	96	69	56	342	

Table 133: Have you ever smoked cigarettes?


Response	6	8	10	12	Total	
Never	91.5	78.8	65.7	56.1	74.9	
Once or Twice	6.6	12.8	16.5	17.8	12.9	
Once in a while but not regularly	1.0	4.4	8.4	10.3	5.6	
Regularly in the past	0.6	2.4	4.1	6.2	3.0	
Regularly now	0.4	1.6	5.3	9.6	3.7	
N of Valid	2317	2345	1967	1575	8204	
N of Miss	112	91	69	55	327	

Table 134: How frequently have you smoked cigarettes during the past 30 days?


Response	6	8	10	12	Total	
Not at all	98.1	94.6	86.0	80.7	90.9	
Less than one cigarette per day	1.3	2.9	7.1	6.8	4.2	
One to five cigarettes per day	0.5	1.5	3.9	7.1	2.8	
About one-half pack per day	0.1	0.5	1.8	3.4	1.3	
About one pack per day	0.0	0.3	0.9	1.1	0.5	
About one and one-half packs per day	0.0	0.1	0.2	0.7	0.2	
Two packs or more per day	0.0	0.0	0.2	0.3	0.1	
N of Valid	2319	2346	1966	1572	8203	
N of Miss	110	90	70	58	328	

Table 135: Which statement best describes rules about smoking inside your home?

Response	6	8	10	12	Total	
Smoking is not allowed anywhere inside your home	68.4	69.5	68.2	72.8	69.5	
Smoking is allowed in some places and at some times	7.8	6.3	6.3	6.2	6.7	
Smoking is allowed anywhere inside the home	3.3	3.0	4.3	4.6	3.7	
There are no rules about smoking inside the home	3.9	6.5	9.3	9.0	6.9	
I don't know	16.6	14.7	12.0	7.3	13.2	
N of Valid	2298	2332	1963	1570	8163	
N of Miss	125	97	73	59	354	

Table 136: Which statement best describes rules about smoking in your family cars?

Response	6	8	10	12	Total	
Smoking is never allowed in any car	63.3	62.0	60.5	61.5	61.9	
Smoking is allowed sometimes or in some cars	11.9	9.7	10.5	12.4	11.0	
Smoking is allowed in any car anytime	3.6	4.4	5.9	6.9	5.0	
There are no rules about smoking in the car	6.2	8.7	10.5	10.4	8.8	
We do not have a family car	0.8	0.6	1.1	1.5	0.9	
I don't know	14.3	14.6	11.5	7.4	12.4	
N of Valid	2295	2329	1959	1568	8151	
N of Miss	131	104	77	61	373	

Table 137: During this school year, were you taught in any of your classes about the dangers of tobacco use?

Response	6	8	10	12	Total	
Strongly agree	44.2	31.1	21.6	14.9	29.4	
Agree	25.6	30.8	31.1	25.8	28.5	
Disagree	5.2	9.3	14.4	18.8	11.2	
Strongly disagree	6.2	9.2	15.2	26.9	13.2	
I don't know	18.9	19.5	17.7	13.6	17.8	
N of Valid	2237	2299	1933	1544	8013	
N of Miss	179	131	103	85	498	

Table 138: During the past 12 months, have you participated in any community activities to discourage people your age from using cigarettes, chewing tobacco, snuff, dip or cigars?

Response	6	8	10	12	Total	
Strongly agree	23.7	17.3	11.8	10.5	16.4	
Agree	17.5	22.2	17.2	16.5	18.6	
Disagree	14.6	15.9	22.9	23.8	18.8	
Strongly disagree	16.9	20.0	27.0	34.4	23.6	
I don't know	27.4	24.6	21.1	14.8	22.6	
N of Valid	2212	2284	1930	1550	7976	
N of Miss	210	143	106	78	537	

Table 139: On how many occasions have you had alcoholic beverages (beer, wine or hard liquor) to drink in your lifetime - more than just a few sips?

Response	6	8	10	12	Total	
0	85.9	67.7	45.8	33.9	61.1	
1-2	9.5	15.5	15.9	12.6	13.4	
3-5	2.4	5.6	10.1	11.0	6.8	
6-9	0.9	3.3	7.9	7.7	4.6	
10-19	0.6	3.0	7.7	10.1	4.8	
20-39	0.3	2.1	5.4	8.3	3.6	
40+	0.4	2.7	7.3	16.5	5.8	
N of Valid	2316	2342	1954	1566	8178	
N of Miss	111	90	80	62	343	

Table 140: On how many occasions have you had beer, wine or hard liquor to drink during the past 30 days?


Response	6	8	10	12	Total	
0	97.0	89.3	75.3	66.0	83.7	
1-2	2.4	6.0	13.4	16.5	8.8	
3-5	0.3	2.1	5.0	7.4	3.3	
6-9	0.1	0.9	2.6	5.2	1.9	
10-19	0.1	0.9	1.9	2.9	1.3	
20-39	0.1	0.4	1.1	0.9	0.6	
40+	0.0	0.3	0.7	1.0	0.5	
N of Valid	2312	2342	1946	1560	8160	
N of Miss	117	89	88	69	363	

Table 141: On how many occasions have you used marijuana (grass, pot) or hashish (hash, hash oil) in your lifetime?


Response	6	8	10	12	Total	
0	98.7	90.2	75.5	65.7	84.4	
1-2	0.8	3.6	6.3	7.6	4.2	
3-5	0.2	1.5	4.1	4.0	2.2	
6-9	0.2	1.0	2.2	3.1	1.4	
10-19	0.1	1.4	2.7	3.6	1.8	
20-39	0.1	0.9	2.4	3.1	1.4	
40+	0.0	1.4	6.9	12.7	4.5	
N of Valid	2306	2340	1949	1556	8151	
N of Miss	123	94	86	72	375	

Table 142: On how many occasions have you used marijuana (grass, pot) or hashish (hash, hash oil) during the past 30 days?


Response	6	8	10	12	Total	
0	99.4	95.4	89.3	83.9	92.9	
1-2	0.3	2.0	4.1	4.4	2.5	
3-5	0.1	0.7	1.7	2.4	1.1	
6-9	0.1	0.7	1.3	1.6	0.8	
10-19	0.0	0.6	1.3	2.6	1.0	
20-39	0.0	0.3	0.7	1.9	0.6	
40+	0.0	0.3	1.5	3.1	1.1	
N of Valid	2305	2341	1949	1556	8151	
N of Miss	123	93	87	73	376	

Table 143: On how many occasions have you used LSD or other psychedelics in your lifetime?


Response	6	8	10	12	Total	
0	99.8	99.1	97.3	94.7	98.0	
1-2	0.2	0.6	1.1	2.3	0.9	
3-5	0.0	0.2	0.7	1.4	0.5	
6-9	0.0	0.0	0.3	0.8	0.2	
10-19	0.0	0.0	0.4	0.4	0.2	
20-39	0.0	0.0	0.2	0.2	0.1	
40+	0.0	0.1	0.1	0.2	0.1	
N of Valid	2296	2343	1954	1560	8153	
N of Miss	133	92	83	70	378	

Table 144: On how many occasions have you used LSD or other psychedelics during the past 30 days?


Response	6	8	10	12	Total	
0	100.0	99.6	99.1	98.3	99.3	
1-2	0.0	0.3	0.7	1.3	0.5	
3-5	0.0	0.0	0.1	0.3	0.1	
6-9	0.0	0.1	0.1	0.2	0.1	
10-19	0.0	0.0	0.1	0.0	0.0	
20-39	0.0	0.0	0.0	0.0	0.0	
40+	0.0	0.0	0.1	0.0	0.0	
N of Valid	2295	2343	1951	1560	8149	
N of Miss	134	91	85	70	380	

Table 145: On how many occasions have you used cocaine or crack in your lifetime?


Response	6	8	10	12	Total	
0	99.6	98.6	97.8	96.9	98.3	
1-2	0.4	1.1	1.4	1.9	1.2	
3-5	0.0	0.3	0.3	0.6	0.3	
6-9	0.0	0.0	0.2	0.3	0.1	
10-19	0.0	0.0	0.0	0.2	0.0	
20-39	0.0	0.0	0.1	0.1	0.0	
40+	0.0	0.0	0.2	0.1	0.1	
N of Valid	2306	2346	1953	1562	8167	
N of Miss	123	89	83	68	363	

Table 146: On how many occasions have you used cocaine or crack during the past 30 days?


Response	6	8	10	12	Total	
0	100.0	99.7	99.5	99.6	99.7	
1-2	0.0	0.2	0.3	0.3	0.2	
3-5	0.0	0.0	0.1	0.1	0.1	
6-9	0.0	0.0	0.0	0.0	0.0	
10-19	0.0	0.0	0.0	0.0	0.0	
20-39	0.0	0.0	0.1	0.0	0.0	
40+	0.0	0.0	0.1	0.0	0.0	
N of Valid	2296	2339	1948	1559	8142	
N of Miss	132	93	88	70	383	

Table 147: On how many occasions have you sniffed glue, breathed the contents of an aerosol spray can, or inhaled other gases or sprays, in order to get high in your lifetime?


Response	6	8	10	12	Total	
0	92.9	88.2	88.6	90.7	90.1	
1-2	4.7	6.8	5.4	4.6	5.4	
3-5	1.0	2.3	2.5	1.7	1.9	
6-9	0.6	0.9	1.3	1.7	1.0	
10-19	0.4	0.7	0.7	0.6	0.6	
20-39	0.2	0.3	0.5	0.4	0.3	
40+	0.3	0.8	1.0	0.4	0.6	
N of Valid	2299	2343	1951	1560	8153	
N of Miss	129	91	86	70	376	

Table 148: On how many occasions have you sniffed glue, breathed the contents of an aerosol spray can, or inhaled other gases or sprays, in order to get high during the past 30 days?








Response	6	8	10	12	Total	
0	97.0	95.6	96.6	98.3	96.8	
1-2	2.0	3.1	2.2	1.5	2.3	
3-5	0.4	0.7	0.6	0.2	0.5	
6-9	0.3	0.3	0.3	0.0	0.2	
10-19	0.1	0.1	0.1	0.0	0.1	
20-39	0.0	0.2	0.1	0.0	0.1	
40+	0.1	0.1	0.1	0.0	0.1	
N of Valid	2299	2342	1949	1561	8151	
N of Miss	129	93	87	69	378	

Table 149: On how many occasions have you used phenoxydine (pox, px, breeze) in your lifetime?


Response	6	8	10	12	Total	
0	100.0	100.0	100.0	100.0	100.0	
1-2	0.0	0.0	0.0	0.0	0.0	
3-5	0.0	0.0	0.0	0.0	0.0	
6-9	0.0	0.0	0.0	0.0	0.0	
10-19	0.0	0.0	0.0	0.0	0.0	
20-39	0.0	0.0	0.0	0.0	0.0	
40+	0.0	0.0	0.0	0.0	0.0	
N of Valid	2276	2341	1950	1561	8128	
N of Miss	153	94	86	69	402	

Table 150: On how many occasions have you used phenoxydine (pox, px, breeze) during the past 30 days?


Response	6	8	10	12	Total	
0	100.0	100.0	100.0	100.0	100.0	
1-2	0.0	0.0	0.0	0.0	0.0	
3-5	0.0	0.0	0.0	0.0	0.0	
6-9	0.0	0.0	0.0	0.0	0.0	
10-19	0.0	0.0	0.0	0.0	0.0	
20-39	0.0	0.0	0.0	0.0	0.0	
40+	0.0	0.0	0.0	0.0	0.0	
N of Valid	2270	2333	1944	1558	8105	
N of Miss	159	102	92	72	425	

Table 151: On how many occasions have you used sedatives (tranquilizers, such as Valium or Xanax, barbiturates, or sleeping pills) without a doctor telling you to take them, in your lifetime?








Response	6	8	10	12	Total	
0	97.1	91.9	86.0	84.7	90.5	
1-2	1.8	4.0	4.8	4.0	3.6	
3-5	0.5	1.2	2.6	2.4	1.6	
6-9	0.2	1.1	1.8	2.6	1.3	
10-19	0.0	0.7	1.8	1.9	1.0	
20-39	0.1	0.3	1.3	1.5	0.7	
40+	0.2	0.6	1.8	2.9	1.2	
N of Valid	2271	2337	1951	1561	8120	
N of Miss	158	96	85	69	408	

Table 152: On how many occasions have you used sedatives (tranquilizers, such as Valium or Xanax, barbiturates, or sleeping pills) without a doctor telling you to take them, during the past 30 days?








Response	6	8	10	12	Total	
0	98.4	96.3	93.5	93.5	95.7	
1-2	1.1	2.4	3.2	2.6	2.3	
3-5	0.4	0.5	1.3	1.9	0.9	
6-9	0.0	0.3	0.9	0.6	0.4	
10-19	0.0	0.3	0.5	0.9	0.4	
20-39	0.0	0.1	0.4	0.3	0.2	
40+	0.0	0.1	0.1	0.1	0.1	
N of Valid	2273	2339	1950	1561	8123	
N of Miss	155	96	86	69	406	

Table 153: On how many occasions have you used methamphetamines (meth, speed, crank, crystal meth) in your lifetime?








Response	6	8	10	12	Total	
0	99.8	98.8	97.8	97.1	98.5	
1-2	0.1	0.8	0.8	1.2	0.7	
3-5	0.0	0.2	0.5	0.6	0.3	
6-9	0.0	0.1	0.3	0.3	0.1	
10-19	0.0	0.0	0.2	0.2	0.1	
20-39	0.0	0.0	0.2	0.2	0.1	
40+	0.0	0.1	0.3	0.5	0.2	
N of Valid	2275	2335	1950	1560	8120	
N of Miss	154	100	87	70	411	

Table 154: On how many occasions have you used methamphetamines (meth, speed, crank, crystal meth) in the past 30 days?


Response	6	8	10	12	Total	
0	99.9	99.6	99.3	99.4	99.6	
1-2	0.1	0.3	0.4	0.3	0.3	
3-5	0.0	0.0	0.1	0.1	0.1	
6-9	0.0	0.0	0.0	0.1	0.0	
10-19	0.0	0.0	0.1	0.0	0.0	
20-39	0.0	0.0	0.1	0.1	0.0	
40+	0.0	0.0	0.0	0.1	0.0	
N of Valid	2274	2333	1949	1561	8117	
N of Miss	155	102	87	69	413	

Table 155: On how many occasions have you used stimulants, other than Methamphetamines (such as amphetamines, Ritalin or Dexedrine) without a doctor telling you to take them, in your lifetime?


Response	6	8	10	12	Total	
0	99.6	98.7	96.5	94.0	97.5	
1-2	0.3	0.7	1.5	2.0	1.0	
3-5	0.0	0.2	0.8	1.5	0.5	
6-9	0.1	0.1	0.2	1.0	0.3	
10-19	0.0	0.0	0.3	0.7	0.2	
20-39	0.0	0.0	0.1	0.2	0.1	
40+	0.0	0.1	0.6	0.6	0.3	
N of Valid	2267	2331	1947	1560	8105	
N of Miss	162	104	89	70	425	

Table 156: On how many occasions have you used stimulants, other than Methamphetamines (such as amphetamines, Ritalin or Dexedrine) without a doctor telling you to take them, during the past 30 days?


Response	6	8	10	12	Total	
0	100.0	99.6	98.7	98.4	99.2	
1-2	0.0	0.3	0.9	1.1	0.5	
3-5	0.0	0.0	0.2	0.2	0.1	
6-9	0.0	0.0	0.1	0.2	0.1	
10-19	0.0	0.0	0.1	0.1	0.0	
20-39	0.0	0.0	0.1	0.0	0.0	
40+	0.0	0.0	0.0	0.0	0.0	
N of Valid	2265	2328	1945	1556	8094	
N of Miss	164	107	91	73	435	

Table 157: On how many occasions have you used heroin or other opiates in your lifetime?


Response	6	8	10	12	Total	
0	99.9	99.4	98.7	97.0	98.9	
1-2	0.0	0.4	0.8	1.0	0.5	
3-5	0.1	0.1	0.2	0.5	0.2	
6-9	0.0	0.0	0.1	0.4	0.1	
10-19	0.0	0.0	0.1	0.2	0.1	
20-39	0.0	0.0	0.1	0.4	0.1	
40+	0.0	0.0	0.2	0.4	0.1	
N of Valid	2260	2331	1943	1557	8091	
N of Miss	169	104	93	73	439	

Table 158: On how many occasions have you used heroin or other opiates during the past 30 days?


Response	6	8	10	12	Total	
0	99.9	99.7	99.8	99.2	99.7	
1-2	0.1	0.2	0.2	0.3	0.2	
3-5	0.0	0.1	0.0	0.3	0.1	
6-9	0.0	0.0	0.0	0.1	0.0	
10-19	0.0	0.0	0.1	0.1	0.0	
20-39	0.0	0.0	0.0	0.1	0.0	
40+	0.0	0.0	0.0	0.1	0.0	
N of Valid	2260	2329	1941	1558	8088	
N of Miss	168	106	95	72	441	

Table 159: On how many occasions have you used MDMA ('X', 'E', or ecstasy) in your lifetime?


Response	6	8	10	12	Total	
0	99.9	98.9	95.7	92.7	97.2	
1-2	0.1	0.7	2.2	3.1	1.4	
3-5	0.0	0.1	0.9	1.3	0.5	
6-9	0.0	0.1	0.4	0.7	0.2	
10-19	0.0	0.0	0.4	1.2	0.3	
20-39	0.0	0.0	0.1	0.3	0.1	
40+	0.0	0.1	0.3	0.7	0.2	
N of Valid	2247	2328	1945	1557	8077	
N of Miss	181	107	91	73	452	

Table 160: On how many occasions have you used MDMA ('X', 'E', or ecstasy) during the past 30 days?


Response	6	8	10	12	Total	
0	99.9	99.6	98.7	98.8	99.3	
1-2	0.1	0.2	0.8	1.0	0.5	
3-5	0.0	0.0	0.2	0.1	0.1	
6-9	0.0	0.1	0.1	0.1	0.1	
10-19	0.0	0.0	0.1	0.1	0.0	
20-39	0.0	0.0	0.0	0.0	0.0	
40+	0.0	0.0	0.1	0.0	0.0	
N of Valid	2240	2320	1943	1551	8054	
N of Miss	189	115	92	79	475	

Table 161: On how many occasions have you taken prescription drugs (such as Valium, Xanax, Ritalin, Adderall, OxyContin, Darvocet, or sleeping pills) on your own-that is, without a doctor telling you to take them in your lifetime?








Response	6	8	10	12	Total	
0	97.5	92.4	84.3	81.1	89.7	
1-2	1.5	3.6	6.3	5.7	4.1	
3-5	0.6	1.9	2.8	3.0	2.0	
6-9	0.2	0.9	2.4	2.5	1.4	
10-19	0.1	0.5	1.4	2.4	1.0	
20-39	0.0	0.3	1.1	1.6	0.6	
40+	0.1	0.5	1.7	3.7	1.3	
N of Valid	2268	2327	1943	1555	8093	
N of Miss	161	107	92	74	434	

Table 162: On how many occasions have you taken prescription drugs (such as Valium, Xanax, Ritalin, Adderall, OxyContin, Darvocet, or sleeping pills) on your own-that is, without a doctor telling you to take them during the past 30 days?








Response	6	8	10	12	Total	
0	98.7	96.6	93.7	92.5	95.7	
1-2	1.0	2.2	3.2	3.3	2.3	
3-5	0.2	0.6	1.4	1.8	0.9	
6-9	0.0	0.2	0.7	0.6	0.3	
10-19	0.0	0.2	0.7	0.8	0.4	
20-39	0.1	0.2	0.2	0.6	0.2	
40+	0.0	0.1	0.2	0.3	0.1	
N of Valid	2262	2324	1941	1554	8081	
N of Miss	167	109	95	74	445	

Table 163: On how many occasions have you taken non-prescription medicines such as diet pills (for example, Dietac, Dexatrim or Prolamine), stay-awake pills (for example No-Doz, Vivarin, or Wake), or cough or cold medicines (robos, DXM, etc.) to get high in your lifetime?








Response	6	8	10	12	Total	
0	98.4	95.6	92.5	92.6	95.1	
1-2	0.9	1.8	2.8	2.5	1.9	
3-5	0.3	1.0	1.5	1.8	1.1	
6-9	0.2	0.3	1.2	1.0	0.6	
10-19	0.0	0.3	0.7	0.8	0.4	
20-39	0.1	0.2	0.5	0.5	0.3	
40+	0.1	0.6	0.9	0.9	0.6	
N of Valid	2256	2328	1943	1551	8078	
N of Miss	173	106	93	78	450	

Table 164: On how many occasions have you taken non-prescription medicines such as diet pills (for example, Dietac, Dexatrim or Prolamine), stay-awake pills (for example No-Doz, Vivarin, or Wake), or cough or cold medicines (robos, DXM, etc.) to get high during the past 30 days?







Response	6	8	10	12	Total	
0	99.1	97.8	96.3	97.3	97.7	
1-2	0.7	1.2	2.0	1.5	1.3	
3-5	0.2	0.6	0.8	0.8	0.6	
6-9	0.0	0.3	0.6	0.1	0.3	
10-19	0.0	0.0	0.1	0.3	0.1	
20-39	0.0	0.0	0.2	0.1	0.1	
40+	0.0	0.0	0.1	0.0	0.0	
N of Valid	2254	2326	1938	1553	8071	
N of Miss	175	109	99	77	460	

Table 165: On how many occasions have you been drunk or very high from drinking alcoholic beverages during the past 30 days?


Response	6	8	10	12	Total	
0	98.8	93.9	84.2	77.6	89.8	
1-2	0.8	3.3	8.5	9.6	5.0	
3-5	0.3	0.9	3.6	5.9	2.3	
6-9	0.0	0.6	1.2	2.9	1.0	
10-19	0.0	0.5	1.6	2.3	1.0	
20-39	0.0	0.5	0.3	0.5	0.3	
40+	0.1	0.4	0.6	1.2	0.5	
N of Valid	2263	2329	1938	1539	8069	
N of Miss	166	105	97	88	456	

Table 166: On how many occasions have you drunk flavored alcoholic beverages, sometimes called 'alcopops' (like Mike's Hard Lemonade, Smirnoff Ice, Bacardi Breezers, etc.) in your lifetime?


Response	6	8	10	12	Total	
0	93.7	79.6	60.9	49.2	73.2	
1-2	4.2	9.6	12.5	12.4	9.3	
3-5	1.5	4.5	8.4	10.0	5.7	
6-9	0.3	2.0	5.7	8.0	3.6	
10-19	0.1	1.7	5.9	8.7	3.6	
20-39	0.0	0.9	2.2	3.9	1.6	
40+	0.1	1.7	4.3	7.9	3.1	
N of Valid	2265	2329	1938	1552	8084	
N of Miss	161	105	97	75	438	

Table 167: On how many occasions have you drunk flavored alcoholic beverages, sometimes called 'alcopops' (like Mike's Hard Lemonade, Smirnoff Ice, Bacardi Breezers, etc.) during the past 30 days?


Response	6	8	10	12	Total	
0	98.1	93.0	84.8	79.9	89.9	
1-2	1.6	4.2	9.2	13.0	6.4	
3-5	0.1	1.2	2.9	3.7	1.8	
6-9	0.1	0.6	1.2	1.5	0.8	
10-19	0.0	0.5	1.0	1.2	0.6	
20-39	0.0	0.3	0.4	0.4	0.2	
40+	0.0	0.3	0.4	0.3	0.3	
N of Valid	2259	2329	1938	1553	8079	
N of Miss	170	106	98	77	451	

Table 168: Think back over the last two weeks. How many times have you had five or more alcoholic drinks in a row?


Response	6	8	10	12	Total	
None	97.9	92.6	84.6	80.3	89.8	
Once	1.2	2.8	5.8	6.7	3.8	
Twice	0.3	1.9	4.5	6.6	3.0	
3-5 times	0.4	1.6	2.5	3.7	1.9	
6-9 times	0.0	0.5	1.2	1.5	0.7	
10 or more times	0.1	0.7	1.3	1.2	0.8	
N of Valid	2245	2296	1926	1545	8012	
N of Miss	184	140	111	85	520	

Table 169: During the past 30 days, how many times did you ride in a car or other vehicle driven by someone who had been drinking alcohol?


Response	6	8	10	12	Total	
0 times	87.0	84.5	79.5	82.2	83.5	
1 time	6.6	6.9	9.8	8.1	7.7	
2 or 3 times	3.4	4.4	6.0	6.4	4.9	
4 or 5 times	0.8	2.0	2.1	1.9	1.7	
6 or more times	2.3	2.2	2.5	1.4	2.2	
N of Valid	2223	2291	1923	1542	7979	
N of Miss	204	144	114	88	550	

Table 170: During the past 30 days, how many times did you drive a car or other vehicle when you had been drinking alcohol?







Response	6	8	10	12	Total	
I did not drive a car in the past 30 days	49.4	54.4	34.7	17.6	40.9	
0 times	49.3	42.6	60.1	74.0	55.0	
1 time	0.6	1.5	2.5	5.1	2.2	
2 or 3 times	0.4	0.5	1.9	2.2	1.2	
4 or 5 times	0.1	0.3	0.2	0.5	0.3	
6 or more times	0.1	0.6	0.6	0.7	0.5	
N of Valid	2109	2188	1890	1537	7724	
N of Miss	224	152	117	86	579	

Table 171: If you drank alcohol (not just a sip or taste) in the past year, how did you usually get it?













Response	6	8	10	12	Total	
I did not drink alcohol in the past year	92.3	78.1	55.4	44.6	70.1	
I bought it myself with a fake ID	0.1	0.2	0.4	0.6	0.3	
I bought it myself without a fake ID	0.0	0.1	0.7	1.3	0.5	
I got it from someone I know age 21 or older	1.4	4.8	15.1	24.5	10.2	
I got it from someone I know under age 21	0.5	2.4	7.2	8.9	4.3	
I got it from my brother or sister	0.4	1.4	1.5	1.8	1.2	
I got it from home with my parents' permission	1.6	3.1	4.4	5.2	3.4	
I got it from home without my parents' permission	0.6	2.7	3.8	1.6	2.2	
I got it from another relative	0.5	1.8	2.8	1.9	1.7	
A stranger bought it for me	0.0	0.2	0.7	1.2	0.5	
I took it from a store or shop	0.0	0.1	0.3	0.1	0.1	
Other	2.5	5.1	7.6	8.3	5.6	
N of Valid	2168	2230	1882	1511	7791	
N of Miss	257	188	124	102	671	

Table 172: If you drank alcohol (not just a sip or taste) in the past year, where did you usually drink it?











Response	6	8	10	12	Total	
I did not drink alcohol in the past year	93.1	79.4	56.7	45.4	71.2	
at my home	2.9	8.1	11.9	11.5	8.2	
at someone else's home	2.3	9.0	23.4	32.9	15.2	
at an open area like a park, beach, field, back road, woods, or a street corner	1.0	1.3	3.9	5.9	2.7	
at a sporting event or concert	0.2	0.4	1.2	1.1	0.7	
at a restaurant, bar, or a nightclub	0.0	0.4	0.9	0.9	0.5	
at an empty building or a construction site	0.2	0.1	0.2	0.3	0.2	
at a hotel/motel	0.0	0.7	0.6	0.7	0.5	
in a car	0.1	0.4	0.6	1.1	0.5	
at school	0.2	0.3	0.5	0.1	0.3	
N of Valid	2164	2219	1857	1486	7726	
N of Miss	260	196	131	103	690	

Table 173: During the last month, about how many marijuana cigarettes, or the equivalent, did you smoke a day, on the average?








Response	6	8	10	12	Total	
None	98.5	94.0	86.1	82.4	91.1	
Less than 1 a day	0.9	2.4	5.9	7.2	3.7	
1 a day	0.1	0.9	2.1	1.9	1.2	
2-3 a day	0.2	1.4	2.6	4.4	1.9	
4-6 a day	0.2	0.5	1.7	1.8	0.9	
7-10 a day	0.0	0.3	0.7	1.2	0.5	
11 or more a day	0.0	0.5	0.9	1.1	0.6	
N of Valid	2222	2261	1913	1539	7935	
N of Miss	206	174	123	91	594	

Table 174: How wrong would most adults (over 21) in your neighborhood think it is for kids your age: to use marijuana?





Response	6	8	10	12	Total	
Very wrong	93.6	83.6	69.5	66.5	79.7	
Wrong	4.3	9.5	17.3	19.7	11.9	
A little bit wrong	1.5	4.5	9.2	9.4	5.7	
Not wrong at all	0.6	2.4	4.0	4.4	2.7	
N of Valid	2185	2231	1891	1518	7825	
N of Miss	238	203	145	111	697	

Table 175: How wrong would most adults (over 21) in your neighborhood think it is for kids your age: to drink alcohol?





Response	6	8	10	12	Total	
Very wrong	85.8	70.1	50.9	45.4	65.0	
Wrong	8.8	15.5	25.9	22.7	17.5	
A little bit wrong	3.7	10.0	17.0	23.8	12.6	
Not wrong at all	1.7	4.4	6.2	8.0	4.8	
N of Valid	2183	2225	1889	1518	7815	
N of Miss	243	209	146	112	710	

Table 176: How wrong would most adults (over 21) in your neighborhood think it is for kids your age: to smoke cigarettes?





Response	6	8	10	12	Total	
Very wrong	85.7	71.7	58.0	45.8	67.3	
Wrong	8.8	14.9	21.1	23.6	16.4	
A little bit wrong	3.6	8.6	14.0	19.7	10.7	
Not wrong at all	1.9	4.8	6.9	10.8	5.6	
N of Valid	2183	2224	1891	1516	7814	
N of Miss	243	210	146	113	712	

Table 177: How much do each of the following statements describe your neighborhood? crime and/or drug selling

Response	6	8	10	12	Total	
NO!	83.8	73.5	61.0	65.5	71.8	
no	10.2	15.6	23.9	20.7	17.1	
yes	4.2	7.6	11.4	10.2	8.1	
YES!	1.8	3.3	3.7	3.7	3.0	
N of Valid	2177	2225	1888	1520	7810	
N of Miss	248	207	147	110	712	

Table 178: How much do each of the following statements describe your neighborhood? fights

Response	6	8	10	12	Total	
NO!	70.4	63.5	54.9	61.7	63.0	
no	15.1	19.0	26.0	24.0	20.6	
yes	10.3	12.6	15.1	11.1	12.3	
YES!	4.1	5.0	4.0	3.2	4.2	
N of Valid	2179	2223	1888	1519	7809	
N of Miss	249	211	149	111	720	

Table 179: How much do each of the following statements describe your neighborhood? lots of empty or abandoned buildings

Response	6	8	10	12	Total	
NO!	77.6	70.6	62.4	67.6	70.0	
no	15.0	20.0	28.0	25.0	21.5	
yes	5.1	7.1	7.9	5.5	6.4	
YES!	2.3	2.3	1.7	1.9	2.1	
N of Valid	2173	2226	1886	1519	7804	
N of Miss	253	210	151	111	725	

Table 180: How much do each of the following statements describe your neighborhood? lots of graffiti





Response	6	8	10	12	Total	
NO!	81.7	75.1	66.8	72.6	74.4	
no	12.0	17.4	25.6	22.6	18.9	
yes	4.4	4.5	5.0	3.6	4.4	
YES!	1.9	3.0	2.5	1.3	2.2	
N of Valid	2145	2224	1884	1519	7772	
N of Miss	283	212	153	111	759	

Table 181: If I had to move, I would miss the neighborhood I now live in.





Response	6	8	10	12	Total	
NO!	14.5	12.5	13.2	13.3	13.4	
no	9.6	16.0	21.5	19.7	16.2	
yes	25.9	29.4	33.5	36.5	30.8	
YES!	50.1	42.1	31.8	30.4	39.6	
N of Valid	2177	2223	1884	1514	7798	
N of Miss	250	212	150	115	727	

Table 182: My neighbors notice when I am doing a good job and let me know about it.





Response	6	8	10	12	Total	
NO!	36.5	36.3	37.7	38.0	37.0	
no	28.4	33.7	38.8	37.6	34.2	
yes	21.5	19.2	16.5	17.1	18.8	
YES!	13.6	10.8	7.0	7.3	10.0	
N of Valid	2152	2215	1883	1514	7764	
N of Miss	274	219	154	116	763	

Table 183: I like my neighborhood.

Response	6	8	10	12	Total	
NO!	9.6	10.1	10.3	9.8	10.0	
no	8.3	11.3	15.3	13.1	11.8	
yes	32.4	39.6	44.9	49.2	40.8	
YES!	49.7	38.9	29.5	27.9	37.5	
N of Valid	2155	2213	1872	1514	7754	
N of Miss	268	221	161	116	766	

Table 184: There are lots of adults in my neighborhood I could talk to about something important.

Response	6	8	10	12	Total	
NO!	27.7	26.3	30.0	29.7	28.2	
no	24.7	29.0	31.6	33.3	29.3	
yes	24.2	25.8	24.4	23.9	24.6	
YES!	23.4	18.9	14.0	13.2	17.8	
N of Valid	2146	2206	1877	1513	7742	
N of Miss	281	228	160	117	786	

Table 185: I'd like to get out of my neighborhood.

Response	6	8	10	12	Total	
NO!	56.5	43.7	31.7	30.0	41.6	
no	25.2	33.8	39.4	38.8	33.8	
yes	9.8	13.7	18.2	20.3	15.0	
YES!	8.5	8.8	10.6	10.9	9.6	
N of Valid	2141	2205	1872	1509	7727	
N of Miss	279	228	161	119	787	

Table 186: There are people in my neighborhood who are proud of me when I do something well.

Response	6	8	10	12	Total	
NO!	24.8	24.3	25.8	25.7	25.1	
no	22.9	28.1	32.6	30.0	28.1	
yes	28.6	30.9	29.7	32.2	30.3	
YES!	23.7	16.7	11.8	12.1	16.5	
N of Valid	2124	2197	1869	1508	7698	
N of Miss	300	233	168	122	823	

Table 187: There are people in my neighborhood who encourage me to do my best.

Response	6	8	10	12	Total	
NO!	21.9	24.8	25.0	26.2	24.3	
no	19.6	24.7	30.0	29.6	25.5	
yes	28.9	30.7	30.4	31.4	30.2	
YES!	29.6	19.8	14.7	12.8	19.9	
N of Valid	2128	2202	1869	1511	7710	
N of Miss	297	233	167	119	816	

Table 188: I feel safe in my neighborhood.

Response	6	8	10	12	Total	
NO!	9.1	9.1	6.5	5.8	7.8	
no	9.7	10.0	12.1	9.8	10.4	
yes	32.9	39.3	46.5	45.8	40.5	
YES!	48.3	41.7	34.9	38.7	41.3	
N of Valid	2130	2198	1872	1510	7710	
N of Miss	292	234	164	119	809	

Table 189: Which of the following activities for people your age are available in your community? sports teams?



Response	6	8	10	12	Total	
No	14.5	12.6	10.4	10.1	12.1	
Yes	85.5	87.4	89.6	89.9	87.9	
N of Valid	2131	2198	1875	1508	7712	
N of Miss	297	238	162	121	818	

Table 190: Which of the following activities for people your age are available in your community? scouting?



Response	6	8	10	12	Total	
No	39.9	43.7	39.8	36.6	40.3	
Yes	60.1	56.3	60.2	63.4	59.7	
N of Valid	2078	2171	1848	1501	7598	
N of Miss	349	265	189	129	932	

Table 191: Which of the following activities for people your age are available in your community? boys and girls clubs?



Response	6	8	10	12	Total	
No	25.1	27.0	26.7	25.6	26.1	
Yes	74.9	73.0	73.3	74.4	73.9	
N of Valid	2109	2185	1861	1505	7660	
N of Miss	315	249	173	125	862	

Table 192: Which of the following activities for people your age are available in your community? 4-H clubs?



Response	6	8	10	12	Total	
No	54.9	51.4	47.4	42.6	49.6	
Yes	45.2	48.6	52.6	57.4	50.4	
N of Valid	2000	2112	1833	1481	7426	
N of Miss	424	322	203	149	1098	

Table 193: Which of the following activities for people your age are available in your community? service clubs?



Response	6	8	10	12	Total	
No	50.2	47.5	39.6	32.8	43.4	
Yes	49.8	52.5	60.4	67.2	56.6	
N of Valid	2018	2130	1839	1493	7480	
N of Miss	407	305	198	137	1047	

Table 194: If a kid smoked marijuana in your neighborhood would he or she be caught by the police?





Response	6	8	10	12	Total	
NO!	9.6	14.4	17.3	23.1	15.5	
no	16.5	31.7	47.8	49.3	34.9	
yes	29.1	28.6	24.4	20.5	26.1	
YES!	44.9	25.4	10.5	7.1	23.5	
N of Valid	2113	2173	1868	1502	7656	
N of Miss	305	258	167	127	857	

Table 195: If a kid drank some beer, wine or hard liquor (for example, vodka, whiskey, or gin) in your neighborhood would he or she be caught by the police?





Response	6	8	10	12	Total	
NO!	10.8	18.0	22.7	27.9	19.1	
no	22.0	39.3	51.5	51.6	39.9	
yes	30.6	23.7	18.4	14.2	22.5	
YES!	36.6	19.0	7.4	6.3	18.5	
N of Valid	2106	2174	1866	1503	7649	
N of Miss	313	260	170	126	869	

Table 196: If a kid carried a handgun in your neighborhood would he or she be caught by the police?

Response	6	8	10	12	Total	
NO!	9.2	13.5	15.1	17.2	13.4	
no	13.5	23.9	33.5	32.5	25.0	
yes	26.8	31.0	31.2	31.5	30.0	
YES!	50.6	31.6	20.2	18.8	31.6	
N of Valid	2108	2171	1864	1502	7645	
N of Miss	314	260	171	126	871	

Table 197: If you wanted to get some cigarettes, how easy would it be for you to get some?

Response	6	8	10	12	Total	
Very hard	77.2	54.3	27.1	12.9	45.7	
Sort of hard	8.3	13.2	15.2	10.4	11.8	
Sort of easy	6.6	15.2	24.8	16.5	15.4	
Very easy	7.9	17.3	32.9	60.3	27.0	
N of Valid	2085	2170	1864	1513	7632	
N of Miss	343	262	173	116	894	

Table 198: If you wanted to get some beer, wine or hard liquor (for example, vodka, whiskey, or gin), how easy would it be for you to get some?

Response	6	8	10	12	Total	
Very hard	77.0	49.1	22.9	14.0	43.4	
Sort of hard	10.3	17.1	15.6	13.7	14.2	
Sort of easy	7.1	14.9	27.2	27.7	18.3	
Very easy	5.6	18.8	34.2	44.6	24.1	
N of Valid	2076	2171	1861	1510	7618	
N of Miss	353	262	175	118	908	

Table 199: If you wanted to get a drug like cocaine, LSD, or amphetamines, how easy would it be for you to get some?

Response	6	8	10	12	Total	
Very hard	94.3	82.7	61.4	47.9	73.8	
Sort of hard	3.5	9.2	18.2	24.4	12.9	
Sort of easy	1.0	4.2	11.6	15.5	7.4	
Very easy	1.2	4.0	8.7	12.2	6.0	
N of Valid	2074	2170	1854	1512	7610	
N of Miss	354	265	182	118	919	

Table 200: If you wanted to get a handgun, how easy would it be for you to get one?

Response	6	8	10	12	Total	
Very hard	78.5	64.8	52.5	45.0	61.6	
Sort of hard	9.5	14.4	17.6	21.0	15.2	
Sort of easy	6.5	10.8	14.2	14.6	11.2	
Very easy	5.5	10.0	15.7	19.4	12.0	
N of Valid	2076	2165	1858	1512	7611	
N of Miss	349	268	179	118	914	

Table 201: If you wanted to get some marijuana, how easy would it be for you to get some?

Response	6	8	10	12	Total	
Very hard	91.7	72.4	38.0	24.2	59.7	
Sort of hard	3.7	8.7	12.7	11.5	8.9	
Sort of easy	2.1	7.9	16.3	18.2	10.4	
Very easy	2.5	10.9	33.0	46.1	21.0	
N of Valid	2072	2167	1856	1511	7606	
N of Miss	356	269	181	119	925	

Table 202: During the past 12 months, have you participated in any alcohol prevention programs or seen any alcohol prevention messages in your school or community? Yes, a school-based program focused on preventing underage drinking and/or drinking and driving.



Response	6	8	10	12	Total	
No	61.8	70.6	76.5	78.8	71.1	
Yes	38.2	29.4	23.5	21.2	28.9	
N of Valid	2429	2436	2037	1630	8532	
N of Miss	0	0	0	0	0	

Table 203: During the past 12 months, have you participated in any alcohol prevention programs or seen any alcohol prevention messages in your school or community? Yes, a community-based program focused on preventing underage drinking and/or drinking and driving (for example, through your church or temple or through youth groups like Boys and Girls Club or 4-H).



Response	6	8	10	12	Total	
No	85.2	89.0	92.4	93.3	89.5	
Yes	14.8	11.0	7.6	6.7	10.5	
N of Valid	2429	2436	2037	1630	8532	
N of Miss	0	0	0	0	0	

Table 204: During the past 12 months, have you participated in any alcohol prevention programs or seen any alcohol prevention messages in your school or community? Yes, a media campaign addressing underage drinking and/or drinking and driving (for example, newspaper ads, posters, pamphlets, radio, TV).



Response	6	8	10	12	Total	
No	83.7	86.0	87.2	85.9	85.6	
Yes	16.3	14.0	12.8	14.1	14.4	
N of Valid	2429	2436	2037	1630	8532	
N of Miss	0	0	0	0	0	

Table 205: During the past 12 months, have you participated in any alcohol prevention programs or seen any alcohol prevention messages in your school or community? No



Response	6	8	10	12	Total	
No	57.0	49.1	40.8	38.4	47.3	
Yes	43.0	50.9	59.2	61.6	52.7	
N of Valid	2429	2436	2037	1630	8532	
N of Miss	0	0	0	0	0	

Table 206: How wrong do your parents feel it would be for YOU to: drink beer, wine or hard liquor (for example, vodka, whiskey or gin) regularly?

Response	6	8	10	12	Total	
Very wrong	90.6	80.8	68.0	58.8	76.1	
Wrong	6.3	11.7	18.0	21.1	13.6	
A little bit wrong	2.4	5.4	11.1	15.4	7.9	
Not wrong at all	0.7	2.1	2.9	4.7	2.4	
N of Valid	2127	2162	1842	1509	7640	
N of Miss	297	272	194	121	884	

Table 207: How wrong do your parents feel it would be for YOU to: smoke cigarettes?

Response	6	8	10	12	Total	
Very wrong	93.6	89.1	79.5	69.5	84.2	
Wrong	4.7	7.0	12.8	17.4	9.8	
A little bit wrong	1.0	2.4	5.3	8.5	3.9	
Not wrong at all	0.7	1.5	2.4	4.5	2.1	
N of Valid	2131	2160	1845	1513	7649	
N of Miss	297	273	192	117	879	

Table 208: How wrong do your parents feel it would be for YOU to: smoke marijuana?

Response	6	8	10	12	Total	
Very wrong	97.4	93.5	86.2	79.9	90.2	
Wrong	1.7	3.5	7.2	10.0	5.2	
A little bit wrong	0.5	1.6	4.2	6.6	2.9	
Not wrong at all	0.3	1.3	2.3	3.4	1.7	
N of Valid	2127	2152	1836	1508	7623	
N of Miss	302	284	201	121	908	

Table 209: How wrong do your parents feel it would be for YOU to: steal something worth more than \$5?





Response	6	8	10	12	Total	
Very wrong	88.8	84.9	82.8	84.3	85.4	
Wrong	8.9	11.0	13.1	11.6	11.1	
A little bit wrong	1.6	2.9	2.9	2.7	2.5	
Not wrong at all	0.6	1.2	1.2	1.4	1.0	
N of Valid	2125	2157	1840	1507	7629	
N of Miss	304	279	197	123	903	

Table 210: How wrong do your parents feel it would be for YOU to: draw graffiti, write things, or draw pictures on buildings or other property (without the owner's permission)?





Response	6	8	10	12	Total	
Very wrong	91.5	87.5	82.5	81.9	86.3	
Wrong	5.5	7.9	12.3	12.6	9.2	
A little bit wrong	1.6	2.9	3.8	3.8	3.0	
Not wrong at all	1.4	1.7	1.4	1.7	1.5	
N of Valid	2123	2158	1839	1513	7633	
N of Miss	305	278	198	117	898	

Table 211: How wrong do your parents feel it would be for YOU to: pick a fight with someone?





Response	6	8	10	12	Total	
Very wrong	71.8	62.2	55.9	57.4	62.4	
Wrong	18.6	22.0	25.2	24.7	22.4	
A little bit wrong	6.5	11.9	14.9	14.0	11.6	
Not wrong at all	3.0	3.9	3.9	4.0	3.6	
N of Valid	2124	2153	1842	1513	7632	
N of Miss	301	278	195	117	891	

Table 212: During the past 12 months, have you talked with at least one of your parents about the dangers of underage drinking and/or drinking and driving? By parents, we mean either your biological parents, adoptive parents, stepparents, or adult guardians - whether or not they live with you.



Response	6	8	10	12	Total	
No	49.9	56.6	54.4	57.3	54.4	
Yes	50.1	43.4	45.6	42.7	45.6	
N of Valid	2004	2089	1802	1482	7377	
N of Miss	421	347	235	147	1150	

Table 213: Have any of your brothers or sisters ever: drunk beer, wine or hard liquor (for example, vodka, whiskey or gin)?




Response	6	8	10	12	Total	
No	75.5	59.5	43.4	36.4	55.5	
Yes	20.9	36.6	52.0	58.9	40.4	
I don't have any brothers or sisters	3.7	3.9	4.6	4.7	4.1	
N of Valid	2100	2139	1833	1505	7577	
N of Miss	326	296	202	124	948	

Table 214: Have any of your brothers or sisters ever: smoked marijuana?




Response	6	8	10	12	Total	
No	91.8	80.3	67.2	60.0	76.3	
Yes	4.6	15.9	28.3	35.1	19.6	
I don't have any brothers or sisters	3.7	3.8	4.5	4.9	4.2	
N of Valid	2097	2137	1829	1507	7570	
N of Miss	331	296	206	123	956	

Table 215: Have any of your brothers or sisters ever: smoked cigarettes?




Response	6	8	10	12	Total	
No	80.7	69.7	58.8	56.0	67.4	
Yes	15.5	26.5	36.6	39.2	28.4	
I don't have any brothers or sisters	3.7	3.8	4.6	4.8	4.2	
N of Valid	2093	2136	1826	1503	7558	
N of Miss	332	299	208	126	965	

Table 216: Have any of your brothers or sisters ever: taken a handgun to school?




Response	6	8	10	12	Total	
No	95.7	94.8	93.5	94.0	94.6	
Yes	0.6	1.3	1.9	1.3	1.2	
I don't have any brothers or sisters	3.7	3.9	4.6	4.8	4.2	
N of Valid	2093	2131	1826	1505	7555	
N of Miss	336	305	209	124	974	

Table 217: Have any of your brothers or sisters ever: been suspended or expelled from school?




Response	6	8	10	12	Total	
No	77.9	72.9	68.7	70.7	72.8	
Yes	18.4	23.3	26.5	24.4	23.0	
I don't have any brothers or sisters	3.7	3.8	4.8	4.9	4.2	
N of Valid	2088	2127	1825	1506	7546	
N of Miss	337	306	210	123	976	

Table 218: The rules in my family are clear.





Response	6	8	10	12	Total	
NO!	3.5	3.2	3.0	3.1	3.2	
no	5.7	9.4	9.1	7.5	7.9	
yes	29.2	33.4	44.3	45.0	37.2	
YES!	61.6	54.0	43.7	44.4	51.7	
N of Valid	2096	2139	1829	1505	7569	
N of Miss	332	293	208	123	956	

Table 219: People in my family often insult or yell at each other.





Response	6	8	10	12	Total	
NO!	39.2	29.5	19.3	24.6	28.7	
no	31.6	38.8	42.4	42.3	38.4	
yes	19.8	22.1	26.6	22.2	22.6	
YES!	9.5	9.6	11.7	11.0	10.3	
N of Valid	2094	2134	1825	1506	7559	
N of Miss	332	297	211	124	964	

Table 220: When I am not at home, one of my parents knows where I am and who I am with.





Response	6	8	10	12	Total	
NO!	3.1	4.1	3.2	4.1	3.6	
no	3.9	6.9	9.0	10.6	7.3	
yes	22.6	32.6	43.0	45.6	35.0	
YES!	70.4	56.4	44.9	39.7	54.1	
N of Valid	2069	2127	1810	1506	7512	
N of Miss	354	306	221	124	1005	

Table 221: We argue about the same things in my family over and over.





Response	6	8	10	12	Total	
NO!	41.2	26.9	15.6	16.2	25.9	
no	31.5	34.4	34.7	38.3	34.5	
yes	18.5	26.1	34.9	30.6	27.0	
YES!	8.8	12.5	14.9	14.9	12.5	
N of Valid	2066	2120	1812	1502	7500	
N of Miss	356	314	223	128	1021	

Table 222: If you drank some beer or wine or liquor (for example, vodka, whiskey, or gin) without your parents' permission, would you be caught by your parents?

Response	6	8	10	12	Total	
NO!	7.1	10.0	12.6	16.8	11.2	
no	5.7	16.4	34.3	40.6	22.7	
yes	13.1	20.3	24.2	23.1	19.8	
YES!	74.0	53.3	28.9	19.5	46.3	
N of Valid	2057	2128	1812	1505	7502	
N of Miss	366	306	223	124	1019	

Table 223: My family has clear rules about alcohol and drug use.

Response	6	8	10	12	Total	
NO!	4.5	5.1	3.9	4.2	4.5	
no	5.0	8.9	13.6	13.6	9.9	
yes	15.0	20.8	33.2	36.7	25.4	
YES!	75.5	65.2	49.3	45.6	60.2	
N of Valid	2056	2118	1813	1505	7492	
N of Miss	367	316	222	124	1029	

Table 224: If you carried a handgun without your parents' permission, would you be caught by your parents?

Response	6	8	10	12	Total	
NO!	4.9	5.9	7.8	9.1	6.7	
no	2.3	8.4	15.4	20.0	10.8	
yes	13.7	20.3	27.2	27.0	21.5	
YES!	79.1	65.4	49.6	43.9	61.0	
N of Valid	2043	2111	1800	1498	7452	
N of Miss	383	324	234	132	1073	

Table 225: If you skipped school would you be caught by your parents?

Response	6	8	10	12	Total	
NO!	4.8	5.8	6.3	8.7	6.2	
no	5.2	9.8	16.7	21.1	12.5	
yes	14.6	23.0	32.4	30.5	24.5	
YES!	75.4	61.4	44.6	39.7	56.8	
N of Valid	2059	2106	1809	1500	7474	
N of Miss	369	327	227	130	1053	

Table 226: Do you feel very close to your mother?

Response	6	8	10	12	Total	
NO!	4.9	7.8	9.4	8.8	7.6	
no	5.2	10.2	14.9	12.3	10.4	
yes	18.6	23.7	32.6	33.5	26.4	
YES!	71.3	58.3	43.2	45.3	55.6	
N of Valid	2050	2087	1796	1493	7426	
N of Miss	372	348	240	136	1096	

Table 227: Do you share your thoughts and feelings with your mother?

Response	6	8	10	12	Total	
NO!	11.8	13.3	14.5	12.3	13.0	
no	16.5	23.6	26.8	25.0	22.7	
yes	24.1	24.4	29.9	32.1	27.2	
YES!	47.7	38.6	28.8	30.6	37.1	
N of Valid	2053	2091	1792	1500	7436	
N of Miss	372	343	243	129	1087	

Table 228: My parents ask me what I think before most family decisions affecting me are made.

Response	6	8	10	12	Total	
NO!	12.2	14.4	13.8	13.1	13.4	
no	16.6	20.6	26.2	25.5	21.9	
yes	33.8	33.0	37.9	39.1	35.6	
YES!	37.4	31.9	22.2	22.4	29.1	
N of Valid	2011	2079	1801	1497	7388	
N of Miss	411	352	234	133	1130	

Table 229: Do you share your thoughts and feelings with your father?

Response	6	8	10	12	Total	
NO!	20.4	21.5	24.7	22.2	22.1	
no	20.5	26.4	30.4	30.3	26.5	
yes	26.5	26.3	26.4	27.6	26.6	
YES!	32.5	25.9	18.4	19.9	24.7	
N of Valid	2037	2077	1790	1489	7393	
N of Miss	388	357	244	140	1129	

Table 230: Do you enjoy spending time with your mother?

Response	6	8	10	12	Total	
NO!	3.9	7.1	7.2	7.1	6.2	
no	3.9	8.6	11.2	9.3	8.1	
yes	23.6	32.3	42.8	44.6	34.9	
YES!	68.6	52.0	38.8	39.0	50.8	
N of Valid	2057	2079	1784	1493	7413	
N of Miss	365	353	250	136	1104	

Table 231: Do you enjoy spending time with your father?

Response	6	8	10	12	Total	
NO!	8.4	12.2	14.1	14.2	12.0	
no	4.4	8.6	13.2	11.3	9.1	
yes	23.6	31.3	38.6	41.6	33.0	
YES!	63.6	48.0	34.0	32.9	45.9	
N of Valid	2031	2070	1775	1475	7351	
N of Miss	392	365	261	154	1172	

Table 232: If I had a personal problem, I could ask my mom or dad for help.

Response	6	8	10	12	Total	
NO!	5.7	9.4	9.2	8.6	8.2	
no	6.0	11.5	14.2	12.2	10.8	
yes	22.7	27.5	36.8	38.7	30.7	
YES!	65.5	51.5	39.8	40.5	50.3	
N of Valid	2051	2085	1791	1495	7422	
N of Miss	375	348	246	134	1103	

Table 233: Do you feel very close to your father?

Response	6	8	10	12	Total	
NO!	10.6	15.2	17.7	16.8	14.8	
no	7.5	13.6	21.2	20.0	15.1	
yes	21.8	24.6	29.6	33.2	26.7	
YES!	60.1	46.6	31.5	30.1	43.4	
N of Valid	2035	2075	1776	1484	7370	
N of Miss	389	359	260	144	1152	

Table 234: My parents give me lots of chances to do fun things with them.

Response	6	8	10	12	Total	
NO!	5.4	8.6	9.8	10.4	8.4	
no	10.8	15.6	22.0	23.2	17.3	
yes	26.6	32.0	39.7	38.9	33.7	
YES!	57.3	43.8	28.5	27.5	40.5	
N of Valid	2054	2081	1788	1498	7421	
N of Miss	369	347	246	130	1092	

Table 235: My parents ask if I've gotten my homework done.

Response	6	8	10	12	Total	
NO!	1.6	5.1	5.8	9.3	5.1	
no	3.1	8.4	13.3	20.3	10.5	
yes	23.0	31.4	41.3	42.4	33.6	
YES!	72.4	55.0	39.6	28.0	50.7	
N of Valid	2077	2108	1804	1500	7489	
N of Miss	351	327	233	130	1041	

Table 236: People in my family have serious arguments.

Response	6	8	10	12	Total	
NO!	38.6	29.8	19.8	23.3	28.5	
no	37.0	43.5	45.4	43.8	42.2	
yes	15.3	17.0	23.3	21.4	19.0	
YES!	9.1	9.7	11.6	11.4	10.3	
N of Valid	2036	2086	1797	1494	7413	
N of Miss	385	345	237	135	1102	

Table 237: Would your parents know if you did not come home on time?


Response	6	8	10	12	Total	
NO!	2.5	4.0	3.8	4.7	3.7	
no	5.5	11.0	12.6	15.5	10.8	
yes	26.1	33.0	41.3	41.0	34.7	
YES!	65.8	52.0	42.3	38.8	50.8	
N of Valid	2037	2079	1795	1491	7402	
N of Miss	387	356	240	139	1122	

Table 238: It is important to be honest with your parents, even if they become upset or you get punished.


Response	6	8	10	12	Total	
NO!	2.2	4.7	4.7	4.6	4.0	
no	3.9	8.8	11.2	11.8	8.6	
yes	21.4	32.1	42.3	45.4	34.3	
YES!	72.5	54.5	41.8	38.1	53.1	
N of Valid	2042	2076	1789	1492	7399	
N of Miss	382	357	245	136	1120	

Table 239: My parents notice when I am doing a good job and let me know about it.


Response	6	8	10	12	Total	
Never or Almost Never	7.1	10.7	11.2	10.1	9.7	
Sometimes	21.0	24.8	30.5	30.8	26.3	
Often	27.0	28.5	30.6	32.5	29.4	
All the time	45.0	36.0	27.7	26.6	34.6	
N of Valid	2065	2066	1789	1500	7420	
N of Miss	359	366	248	130	1103	

Table 240: How often do your parents tell you they're proud of you for something you've done?





Response	6	8	10	12	Total	
Never or Almost Never	6.2	11.0	12.1	11.9	10.1	
Sometimes	18.1	21.6	30.0	28.4	24.0	
Often	27.8	29.5	30.8	31.8	29.8	
All the time	47.9	38.0	27.1	27.9	36.1	
N of Valid	2050	2059	1781	1495	7385	
N of Miss	374	375	255	134	1138	

Table 241: How many brothers and sisters, including stepbrothers and stepsisters, do you have that are younger than you?








Response	6	8	10	12	Total	
0	33.4	32.9	31.3	35.5	33.2	
1	29.9	27.1	27.8	27.8	28.2	
2	16.6	18.2	18.3	17.1	17.5	
3	9.3	9.5	10.0	8.1	9.3	
4	4.8	5.9	5.9	5.5	5.5	
5	3.0	2.7	2.6	2.6	2.7	
6 or more	3.1	3.8	4.1	3.4	3.6	
N of Valid	2030	2048	1772	1487	7337	
N of Miss	387	387	264	143	1181	

Table 242: How many brothers and sisters, including stepbrothers and stepsisters, do you have that are older than you?








Response	6	8	10	12	Total	
0	28.2	29.9	33.1	35.2	31.3	
1	27.4	27.5	25.5	26.9	26.9	
2	17.8	18.8	18.8	16.6	18.1	
3	11.9	8.8	8.8	9.9	9.9	
4	5.8	6.0	6.4	4.8	5.8	
5	3.4	3.0	3.1	2.4	3.0	
6 or more	5.4	5.9	4.3	4.3	5.1	
N of Valid	2044	2059	1778	1493	7374	
N of Miss	378	374	259	137	1148	

Table 243: Have you changed homes in the past year (the last 12 months)?



Response	6	8	10	12	Total	
No	71.6	76.0	77.3	79.9	75.9	
Yes	28.4	24.0	22.7	20.1	24.1	
N of Valid	2045	2054	1771	1490	7360	
N of Miss	384	382	265	139	1170	

Table 244: How many times have you changed homes since kindergarten?






Response	6	8	10	12	Total	
Never	36.7	30.6	26.0	26.6	30.4	
1 or 2 times	29.4	32.4	31.9	30.2	31.0	
3 or 4 times	18.6	18.9	19.2	19.3	19.0	
5 or 6 times	6.8	7.6	10.2	10.1	8.5	
7 or more times	8.6	10.5	12.7	13.8	11.2	
N of Valid	2034	2042	1767	1481	7324	
N of Miss	392	391	270	146	1199	

Table 245: Have you changed schools (including changing from elementary to middle and middle to high school) in the past year?



Response	6	8	10	12	Total	
No	67.7	63.0	43.7	83.2	63.8	
Yes	32.3	37.0	56.3	16.8	36.2	
N of Valid	2020	2025	1758	1482	7285	
N of Miss	407	408	277	148	1240	

Table 246: How many times have you changed schools since kindergarten (including changing from elementary to middle and middle to high school)?






Response	6	8	10	12	Total	
Never	36.3	20.4	17.0	15.8	23.1	
1 or 2 times	35.2	37.2	23.3	26.5	31.1	
3 or 4 times	18.1	26.4	33.4	30.9	26.7	
5 or 6 times	6.3	8.6	15.9	15.8	11.2	
7 or more times	4.1	7.3	10.4	10.9	7.9	
N of Valid	2023	2028	1759	1489	7299	
N of Miss	405	407	278	141	1231	

Table 247: Has anyone in your family ever had severe alcohol or drug problems?



Response	6	8	10	12	Total	
No	74.3	69.7	55.9	55.4	64.7	
Yes	25.8	30.3	44.1	44.6	35.3	
N of Valid	2000	2018	1760	1486	7264	
N of Miss	426	416	277	143	1262	

Table 248: About how many adults (over 21) have you known personally who in the past year have: used marijuana, crack, cocaine, or other drugs?






Response	6	8	10	12	Total	
0	78.5	70.8	53.8	45.4	63.6	
1	11.7	12.6	14.7	15.6	13.4	
2	5.0	6.7	10.8	10.9	8.1	
3-4	2.0	3.7	8.3	10.8	5.8	
5+	2.9	6.2	12.5	17.3	9.1	
N of Valid	1999	2006	1757	1485	7247	
N of Miss	426	428	280	145	1279	

Table 249: About how many adults (over 21) have you known personally who in the past year have: sold or dealt drugs?






Response	6	8	10	12	Total	
0	88.1	80.1	68.0	62.6	75.8	
1	7.9	9.6	10.7	12.6	10.0	
2	2.5	4.2	9.4	7.8	5.7	
3-4	0.6	2.3	4.7	6.9	3.3	
5+	1.0	4.0	7.2	10.1	5.2	
N of Valid	1988	2000	1752	1480	7220	
N of Miss	438	435	284	150	1307	

Table 250: About how many adults (over 21) have you known personally who in the past year have: done other things that could get them in trouble with the police, like stealing, selling stolen goods, mugging or assaulting others, etc.?






Response	6	8	10	12	Total	
0	82.8	75.0	64.6	61.9	71.9	
1	10.4	12.0	12.3	12.5	11.7	
2	3.7	4.8	7.7	8.9	6.0	
3-4	1.6	3.0	6.5	4.9	3.8	
5+	1.6	5.3	8.9	11.9	6.5	
N of Valid	1997	1997	1755	1477	7226	
N of Miss	431	436	281	152	1300	

Table 251: About how many adults (over 21) have you known personally who in the past year have: gotten drunk or high?






Response	6	8	10	12	Total	
0	62.3	50.2	30.9	27.5	44.2	
1	20.4	18.1	17.0	13.0	17.4	
2	6.4	8.6	11.8	10.7	9.2	
3-4	4.4	7.7	10.5	12.0	8.4	
5+	6.5	15.4	29.8	36.7	20.8	
N of Valid	1996	1994	1756	1481	7227	
N of Miss	432	441	280	149	1302	

Table 252: Have you seen or heard information about underage drinking in the past 12 months from the following sources? Radio



Response	6	8	10	12	Total	
No	59.2	46.1	44.2	44.3	48.9	
Yes	40.8	53.9	55.8	55.7	51.1	
N of Valid	1990	1985	1737	1479	7191	
N of Miss	439	450	300	151	1340	

Table 253: Have you seen or heard information about underage drinking in the past 12 months from the following sources? TV.



Response	6	8	10	12	Total	
No	28.0	22.3	19.2	20.0	22.6	
Yes	72.0	77.7	80.8	80.0	77.4	
N of Valid	1985	1982	1740	1477	7184	
N of Miss	441	454	297	153	1345	

Table 254: Have you seen or heard information about underage drinking in the past 12 months from the following sources? Print. This includes information on underage drinking you may have seen in the newspaper, on a billboard, in pamphlets, on stickers, etc.



Response	6	8	10	12	Total	
No	49.9	40.0	38.2	37.5	41.8	
Yes	50.1	60.0	61.8	62.5	58.2	
N of Valid	1979	1972	1738	1475	7164	
N of Miss	448	462	299	154	1363	

Table 255: Have you seen or heard information about underage drinking in the past 12 months from the following sources? Website or social media? (Facebook, Myspace, website, etc.)



Response	6	8	10	12	Total	
No	58.1	43.1	40.2	40.7	46.1	
Yes	41.9	56.9	59.8	59.3	53.9	
N of Valid	1984	1970	1737	1474	7165	
N of Miss	443	464	300	155	1362	

Table 256: The next questions ask about your opinions of the information you saw or heard. If you have seen or heard more than one ad, please think about your favorite ad when answering these questions. The information about underage drinking that I saw or heard was convincing.

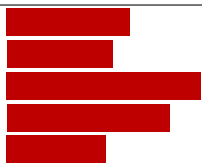
Response	6	8	10	12	Total	
NO!	24.1	17.6	14.2	13.5	17.7	
no	6.6	12.8	20.1	22.3	14.9	
yes	18.1	27.8	36.2	38.8	29.5	
YES!	29.7	28.7	20.0	16.3	24.3	
I have not seen or heard any ads about underage drinking in the past 12 months.	21.6	13.0	9.5	9.0	13.7	
N of Valid	1939	1940	1715	1468	7062	
N of Miss	481	492	320	160	1453	

Table 257: The next questions ask about your opinions of the information you saw or heard. If you have seen or heard more than one ad, please think about your favorite ad when answering these questions. The information about underage drinking that I saw or heard grabbed my attention.

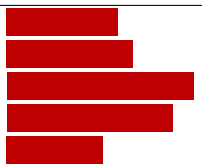
Response	6	8	10	12	Total	
NO!	20.0	15.8	13.7	12.2	15.7	
no	9.4	18.1	22.8	24.9	18.2	
yes	19.9	24.9	34.1	36.5	28.2	
YES!	30.2	28.5	20.0	17.7	24.7	
I have not seen or heard any ads about underage drinking in the past 12 months.	20.5	12.8	9.4	8.7	13.2	
N of Valid	1944	1933	1716	1468	7061	
N of Miss	479	499	321	162	1461	

Table 258: The next questions ask about your opinions of the information you saw or heard. If you have seen or heard more than one ad, please think about your favorite ad when answering these questions. The information about underage drinking that I saw or heard said something important to me.

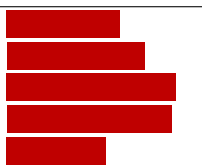
Response	6	8	10	12	Total	
NO!	18.7	16.6	14.9	13.6	16.1	
no	10.1	18.7	24.8	29.7	20.1	
yes	17.0	23.2	31.4	32.4	25.4	
YES!	32.3	28.5	19.1	15.7	24.6	
I have not seen or heard any ads about underage drinking in the past 12 months.	21.8	13.1	9.8	8.6	13.7	
N of Valid	1927	1927	1711	1467	7032	
N of Miss	496	507	325	162	1490	

Table 259: The next questions ask about your opinions of the information you saw or heard. If you have seen or heard more than one ad, please think about your favorite ad when answering these questions. Seeing or hearing this information about underage drinking made me want to stop or decrease my drinking.










Response	6	8	10	12	Total	
NO!	20.2	18.4	18.9	19.0	19.1	
no	4.2	12.2	21.4	28.6	15.8	
yes	7.2	13.9	21.8	22.6	15.9	
YES!	30.6	31.5	21.8	17.9	26.0	
I have not seen or heard any ads about underage drinking in the past 12 months.	37.8	24.2	16.1	11.9	23.2	
N of Valid	1795	1841	1660	1450	6746	
N of Miss	624	594	372	179	1769	

Table 260: How honest were you in filling out this survey?

Response	6	8	10	12	Total	
I was very honest	85.6	82.7	80.7	83.8	83.3	
I was honest pretty much of the time	12.3	13.8	15.0	13.5	13.6	
I was honest some of the time	1.4	2.3	3.2	2.0	2.2	
I was honest once in a while	0.7	1.2	1.1	0.7	0.9	
I was not honest at all	0.0	0.0	0.0	0.0	0.0	
N of Valid	2004	1986	1746	1483	7219	
N of Miss	422	447	289	143	1301	