

# 2019 APNA

## Arkansas Prevention Needs Assessment Survey

### Region 4 Frequency Distribution Tables

Counties: Clay, Craighead, Greene, Lawrence, Mississippi, Poinsett, Randolph

Arkansas Department of Human Services,  
Division of Aging, Adults, and Behavioral  
Health Services  
And  
University of Arkansas at Little Rock  
MidSOUTH Center for Prevention and Training



## Contents

1	INTRODUCTION	11
2	PERCENTAGE TABLES	15

## List of Frequency Distribution Tables

1	Gender	16
2	Age	16
3	Are you Hispanic or Latino?	16
4	What is your race? Black or African American	17
5	What is your race? Asian	17
6	What is your race? American Indian	17
7	What is your race? Alaska Native	17
8	What is your race? White	18
9	What is your race? Native Hawaiian or Other Pacific Islander	18
10	What is your race? Other	18
11	What is the highest level of schooling completed by your mother or father?	19
12	Think of where you live most of the time. Which of the following people live there with you? Mother	19
13	Think of where you live most of the time. Which of the following people live there with you? Stepmother	19
14	Think of where you live most of the time. Which of the following people live there with you? Foster Mother	20
15	Think of where you live most of the time. Which of the following people live there with you? Grandmother	20
16	Think of where you live most of the time. Which of the following people live there with you? Aunt	20
17	Think of where you live most of the time. Which of the following people live there with you? Father	20
18	Think of where you live most of the time. Which of the following people live there with you? Stepfather	21
19	Think of where you live most of the time. Which of the following people live there with you? Foster Father	21
20	Think of where you live most of the time. Which of the following people live there with you? Grandfather	21
21	Think of where you live most of the time. Which of the following people live there with you? Uncle	21
22	Think of where you live most of the time. Which of the following people live there with you? Other Adults	22
23	Think of where you live most of the time. Which of the following people live there with you? Brother(s)	22
24	Think of where you live most of the time. Which of the following people live there with you? Stepbrother(s)	22
25	Think of where you live most of the time. Which of the following people live there with you? Sister(s)	22
26	Think of where you live most of the time. Which of the following people live there with you? Stepsister(s)	23

27	Think of where you live most of the time. Which of the following people live there with you? Other Children . . . . .	23
28	In my school, students have lots of chances to help decide things like class activities and rules. . . . .	23
29	Teachers ask me to work on special classroom projects. . . . .	23
30	My teacher(s) notices when I am doing a good job and lets me know about it. . . . .	24
31	There are lots of chances for students in my school to get involved in sports, clubs, and other school activities outside of class. . . . .	24
32	There are lots of chances for students in my school to talk with a teacher one-on-one. . . . .	24
33	I feel safe at my school. . . . .	25
34	The school lets my parents know when I have done something well. . . . .	25
35	My teachers praise me when I work hard in school. . . . .	25
36	Are your school grades better than the grades of most students in your class? . . . . .	26
37	I have lots of chances to be part of class discussions or activities. . . . .	26
38	Now thinking back over the past year in school, how often did you: enjoy being in school? . . . . .	26
39	Now thinking back over the past year in school, how often did you: hate being in school? . . . . .	27
40	Now thinking back over the past year in school, how often did you: try to do your best work in school? . . . . .	27
41	How often do you feel that the school work you are assigned is meaningful and important? . . . . .	27
42	Putting them all together, what were your grades like last year? . . . . .	28
43	How important do you think the things you are learning in school are going to be for your later life? . . . . .	28
44	During the LAST FOUR WEEKS how many whole days of school have you missed because you skipped or "cut"? . . . . .	28
45	What are the chances you would be seen as cool if you: smoked cigarettes? . . . . .	29
46	What are the chances you would be seen as cool if you: worked hard at school? . . . . .	29
47	What are the chances you would be seen as cool if you: began drinking alcoholic beverages regularly, that is, at least once or twice a month? . . . . .	29
48	What are the chances you would be seen as cool if you: defended someone who was being bullied? . . . . .	30
49	What are the chances you would be seen as cool if you: smoked marijuana? . . . . .	30
50	What are the chances you would be seen as cool if you: carried a handgun? . . . . .	30
51	What are the chances you would be seen as cool if you: used e-cigarettes, e-cigars or e-hookahs (vaping)? . . . . .	31

52	What are the chances you would be seen as cool if you: bullied someone or cyber bullied someone? . . . . .	31
53	Think of your four best friends (the friends you feel closest to). In the past year (12 months), how many of your best friends have: participated in clubs, organizations or activities at school? . . . . .	31
54	Think of your four best friends (the friends you feel closest to). In the past year (12 months), how many of your best friends have: smoked cigarettes? . . . . .	32
55	Think of your four best friends (the friends you feel closest to). In the past year (12 months), how many of your best friends have: tried beer, wine or hard liquor (for example, vodka, whiskey, or gin) when their parents didn't know about it? . . . . .	32
56	Think of your four best friends (the friends you feel closest to). In the past year (12 months), how many of your best friends have: used e-cigarettes, e-cigars, or e-hookahs? . . . . .	32
57	Think of your four best friends (the friends you feel closest to). In the past year (12 months), how many of your best friends have: used marijuana? . . . . .	33
58	Think of your four best friends (the friends you feel closest to). In the past year (12 months), how many of your best friends have: used prescription drugs or non-prescription drugs for the purpose of getting high? . . . . .	33
59	Think of your four best friends (the friends you feel closest to). In the past year (12 months), how many of your best friends have: used synthetic marijuana (K2, spice) or bath salts? . . . . .	33
60	Think of your four best friends (the friends you feel closest to). In the past year (12 months), how many of your best friends have: used LSD, cocaine, amphetamines, or other illegal drugs? . . . . .	34
61	Think of your four best friends (the friends you feel closest to). In the past year (12 months), how many of your best friends have: been bullied? . . . . .	34
62	Think of your four best friends (the friends you feel closest to). In the past year (12 months), how many of your best friends have: been suspended from school? . . . . .	34
63	Think of your four best friends (the friends you feel closest to). In the past year (12 months), how many of your best friends have: carried a handgun? . . . . .	35
64	Think of your four best friends (the friends you feel closest to). In the past year (12 months), how many of your best friends have: sold illegal drugs? . . . . .	35
65	Think of your four best friends (the friends you feel closest to). In the past year (12 months), how many of your best friends have: regularly attended religious services? . . . . .	35

66	Think of your four best friends (the friends you feel closest to). In the past year (12 months), how many of your best friends have: stolen or tried to steal a motor vehicle such as a car or motorcycle?	36
67	Think of your four best friends (the friends you feel closest to). In the past year (12 months), how many of your best friends have: been arrested?	36
68	Think of your four best friends (the friends you feel closest to). In the past year (12 months), how many of your best friends have: dropped out of school?	36
69	Think of your four best friends (the friends you feel closest to). In the past year (12 months), how many of your best friends have: been members of a gang?	37
70	How old were you when you first: smoked marijuana?	37
71	How old were you when you first: smoked a cigarette, even just a puff?	38
72	How old were you when you first: had more than a sip or two of beer, wine or hard liquor (for example, vodka, whiskey, or gin)?	38
73	How old were you when you first: began drinking alcoholic beverages regularly, that is, at least once or twice a month?	39
74	How old were you when you first: used Pegaramide (peg, Peggy)?	39
75	How old were you when you first: got suspended from school?	40
76	How old were you when you first: got arrested?	40
77	How old were you when you first: carried a handgun?	41
78	How old were you when you first: used e-cigarettes, e-cigars, or e-hookahs (vaping)?	41
79	How old were you when you first: belonged to a gang?	42
80	How old were you when you first: used prescription drugs not prescribed to you?	42
81	How wrong do you think it is for someone your age to: take a handgun to school?	43
82	How wrong do you think it is for someone your age to: steal anything?	43
83	How wrong do you think it is for someone your age to: pick a fight with someone?	43
84	How wrong do you think it is for someone your age to: attack someone with the idea of seriously hurting them?	44
85	How wrong do you think it is for someone your age to: stay away from school all day when their parents think they are at school?	44
86	How wrong do you think it is for someone your age to: drink beer, wine or hard liquor (for example, vodka, whiskey, or gin) regularly?	44
87	How wrong do you think it is for someone your age to: smoke cigarettes?	45
88	How wrong do you think it is for someone your age to: smoke marijuana?	45

89	How wrong do you think it is for someone your age to: use prescription drugs or non-prescription drugs for the purpose of getting high?	45
90	How wrong do you think it is for someone your age to: use synthetic marijuana (K2, spice) or bath salts?	46
91	How wrong do you think it is for someone your age to: use LSD, cocaine, amphetamines or another illegal drug?	46
92	How wrong do you think it is for someone your age to: use e-cigarettes, e-cigars or e-hookahs (vaping)?	46
93	At school during the past 12 months, did you receive help from the resource teacher, speech therapist or other special education teacher?	47
94	How many times in the past year (12 months) have you: been suspended from school?	47
95	How many times in the past year (12 months) have you: carried a handgun?	47
96	How many times in the past year (12 months) have you: sold illegal drugs?	48
97	How many times in the past year (12 months) have you: stolen or tried to steal a motor vehicle such as a car or motorcycle?	48
98	How many times in the past year (12 months) have you: participated in clubs, organizations or activities at school?	48
99	How many times in the past year (12 months) have you: been arrested?	49
100	How many times in the past year (12 months) have you: attacked someone with the idea of seriously hurting them?	49
101	How many times in the past year (12 months) have you: been drunk or high at school?	49
102	How many times in the past year (12 months) have you: taken a handgun to school?	50
103	How many times in the past year (12 months) have you: used e-cigarettes, e-cigars, or e-hookahs (vaping)?	50
104	Are you currently on probation, or assigned a probation officer with Juvenile Court?	50
105	Have you ever belonged to a gang?	51
106	If you have ever belonged to a gang, did that gang have a name?	51
107	You are at a party at someone's house, and one of your friends offers you a drink containing alcohol. What would you say or do?	51
108	How often do you attend religious services or activities?	52
109	I think sometimes it's okay to cheat at school.	52
110	It is important to think before you act.	52
111	Sometimes I think that life is not worth it.	53
112	At times I think I am no good at all.	53
113	All in all, I am inclined to think that I am a failure.	53
114	In the past year, have you felt depressed or sad MOST days, even if you felt okay sometimes?	54
115	It is all right to beat up people if they start the fight.	54



116	I think it is okay to take something without asking if you can get away with it. . . . .	54
117	Where do you get the most information about living a drug and alcohol free life? Parents/guardians . . . . .	55
118	Where do you get the most information about living a drug and alcohol free life? Friends . . . . .	55
119	Where do you get the most information about living a drug and alcohol free life? Family members . . . . .	55
120	Where do you get the most information about living a drug and alcohol free life? School . . . . .	56
121	Where do you get the most information about living a drug and alcohol free life? Internet . . . . .	56
122	Where do you get the most information about living a drug and alcohol free life? TV . . . . .	56
123	Where do you get the most information about living a drug and alcohol free life? Social media . . . . .	57
124	How much do you think people risk harming themselves (physically or in other ways) if they: smoked one or more packs of cigarettes per day? . . . . .	57
125	How much do you think people risk harming themselves (physically or in other ways) if they: try marijuana once or twice? . . . . .	57
126	How much do you think people risk harming themselves (physically or in other ways) if they: smoke marijuana once or twice a week? . . . . .	58
127	How much do you think people risk harming themselves (physically or in other ways) if they: take one or two drinks of an alcoholic beverage (beer, wine, liquor) nearly every day? . . . . .	58
128	How much do you think people risk harming themselves (physically or in other ways) if they: have five or more drinks of an alcoholic beverage once or twice a weekend? . . . . .	58
129	How much do you think people risk harming themselves (physically or in other ways) if they: use prescription drugs that are not prescribed to them? . . . . .	59
130	How much do you think people risk harming themselves (physically or in other ways) if they: use non-prescription drugs to get high? . . . . .	59
131	How much do you think people risk harming themselves (physically or in other ways) if they: use e-cigarettes, e-cigars, or e-hookahs? . . . . .	59
132	Have you ever used smokeless tobacco (chew, snuff, plug, dipping tobacco, or chewing tobacco)? . . . . .	60
133	How often have you used smokeless tobacco during the past 30 days? . . . . .	60
134	Have you ever smoked cigarettes? . . . . .	60
135	How frequently have you smoked cigarettes during the past 30 days? . . . . .	61
136	Which statement best describes rules about smoking inside your home or your family cars? . . . . .	61
137	Have you ever used e-cigarettes, e-cigars, or e-hookahs (vaping)? . . . . .	61

138	How frequently have you used e-cigarettes, e-cigars, or e-hookahs (vaping)? . . . . .	62
139	During this school year, were you taught in any of your classes about the dangers of tobacco use? . . . . .	62
140	During the past 12 months, have you participated in any community activities to discourage people your age from using cigarettes, chewing tobacco, snuff, dip or cigars, e-cigarettes, e-cigars, or e-hookahs? . . . . .	62
141	Think back over the last two weeks. How many times have you had five or more alcoholic drinks in a row? . . . . .	63
142	During the past 30 days, how many times did you ride in a car or other vehicle driven by someone who had been drinking alcohol or using drugs to get high? . . . . .	63
143	During the past 30 days, how many times did you drive a car or other vehicle when you had been drinking alcohol or using drugs to get high? . . . . .	63
144	If you drank alcohol (not just a sip or taste) in the past year, where did you usually drink it? . . . . .	64
145	How do you feel about someone your age having one or two drinks of an alcoholic beverage nearly every day? . . . . .	64
146	On how many occasions have you had alcoholic beverages (beer, wine or hard liquor) to drink in your lifetime - more than just a few sips? . . . . .	64
147	On how many occasions have you drunk one or more drinks of an alcoholic beverage during the past 30 days? . . . . .	65
148	On how many occasions have you used marijuana (grass, pot) or hashish (hash, hash oil) in your lifetime? . . . . .	65
149	On how many occasions have you used marijuana (grass, pot) or hashish (hash, hash oil) during the past 30 days? . . . . .	65
150	On how many occasions have you used LSD or other psychedelics in your lifetime? . . . . .	66
151	On how many occasions have you used LSD or other psychedelics during the past 30 days? . . . . .	66
152	On how many occasions have you used cocaine or crack in your lifetime? . . . . .	66
153	On how many occasions have you used cocaine or crack during the past 30 days? . . . . .	67
154	On how many occasions have you sniffed glue, breathed the contents of an aerosol spray can, or inhaled other gases or sprays, in order to get high in your lifetime? . . . . .	67
155	On how many occasions have you sniffed glue, breathed the contents of an aerosol spray can, or inhaled other gases or sprays, in order to get high during the past 30 days? . . . . .	67
156	On how many occasions have you used Pegaramide (peg, Peggy, etc.) in your lifetime? . . . . .	68

157	On how many occasions have you used Pegaramide (peg, Peggy, etc.) during the past 30 days? . . . . .	68
158	On how many occasions have you used synthetic marijuana (K2, spice) in your lifetime? . . . . .	68
159	On how many occasions have you used synthetic marijuana (K2, spice) during the past 30 days? . . . . .	69
160	On how many occasions have you used methamphetamines (meth, speed, crank, crystal meth) in your lifetime? . . . . .	69
161	On how many occasions have you used methamphetamines (meth, speed, crank, crystal meth) in the past 30 days? . . . . .	69
162	On how many occasions have you used other chemical products (bath salts, plant food, etc.) in your lifetime? . . . . .	70
163	On how many occasions have you used other chemical products (bath salts, plant food, etc.) during the past 30 days? . . . . .	70
164	On how many occasions have you used heroin or other opiates in your lifetime? . . . . .	70
165	On how many occasions have you used heroin or other opiates during the past 30 days? . . . . .	71
166	On how many occasions have you used MDMA ('X', 'E', or ecstasy) in your lifetime? . . . . .	71
167	On how many occasions have you used MDMA ('X', 'E', or ecstasy) during the past 30 days? . . . . .	71
168	On how many occasions have you taken prescription drugs (such as Valium, Xanax, Ritalin, Adderall, OxyContin, Tramadol, or sleeping pills) not prescribed to you in your lifetime? . . . . .	72
169	On how many occasions have you taken prescription drugs (such as Valium, Xanax, Ritalin, Adderall, OxyContin, Tramadol, or sleeping pills) not prescribed to you during the past 30 days? . . . . .	72
170	On how many occasions have you taken non-prescription medicines such as diet pills (for example, Dietac, Dexatrim or Prolamine), stay-awake pills (for example No-Doz, Vivarin, or Wake), or cough or cold medicines (robos, DXM, etc.) to get high in your lifetime? . . . . .	72
171	On how many occasions have you taken non-prescription medicines such as diet pills (for example, Dietac, Dexatrim or Prolamine), stay-awake pills (for example No-Doz, Vivarin, or Wake), or cough or cold medicines (robos, DXM, etc.) to get high during the past 30 days? . . . . .	73
172	On how many occasions have you been drunk or very high from drinking alcoholic beverages during the past 30 days? . . . . .	73
173	On how many occasions have you drunk flavored alcoholic beverages, sometimes called 'alcopops' (like Mike's Hard Lemonade, Smirnoff Ice, Bacardi Breezers, etc.) in your lifetime? . . . . .	73
174	On how many occasions have you drunk flavored alcoholic beverages, sometimes called 'alcopops' (like Mike's Hard Lemonade, Smirnoff Ice, Bacardi Breezers, etc.) during the past 30 days? . . . . .	74

175	If you smoked cigarettes (not just a puff or drag) in the past year, how did you usually get them? . . . . .	74
176	If you used e-cigarettes, e-cigars, or e-hookahs (not just a puff or drag) in the past year, how did you usually get them? - I did not use e-cigarettes, e-cigars, or e-hookahs in the past year . . . . .	75
177	If you used e-cigarettes, e-cigars, or e-hookahs (not just a puff or drag) in the past year, how did you usually get them? - I bought them in a store such as a convenience store, supermarket, discount store, or gas station . . . . .	75
178	If you used e-cigarettes, e-cigars, or e-hookahs (not just a puff or drag) in the past year, how did you usually get them? - I got them on the Internet . . . . .	75
179	If you used e-cigarettes, e-cigars, or e-hookahs (not just a puff or drag) in the past year, how did you usually get them? - I got them at a store that sells electronic cigarettes, such as a "vape shop" . . . . .	75
180	If you used e-cigarettes, e-cigars, or e-hookahs (not just a puff or drag) in the past year, how did you usually get them? - I got them from a family member . . . . .	76
181	If you used e-cigarettes, e-cigars, or e-hookahs (not just a puff or drag) in the past year, how did you usually get them? - I got them from a friend . . . . .	76
182	If you used e-cigarettes, e-cigars, or e-hookahs (not just a puff or drag) in the past year, how did you usually get them? - A stranger got them for me . . . . .	76
183	If you used e-cigarettes, e-cigars, or e-hookahs (not just a puff or drag) in the past year, how did you usually get them? - I took them from a store or shop . . . . .	76
184	If you used e-cigarettes, e-cigars, or e-hookahs (not just a puff or drag) in the past year, how did you usually get them? - I got them some other way . . . . .	77
185	If you used marijuana (grass, pot) (not just a puff or drag) in the past year, how did you usually get it? - I did not use marijuana (grass, pot) in the past year . . . . .	77
186	If you used marijuana (grass, pot) (not just a puff or drag) in the past year, how did you usually get it? - I bought it myself . . . . .	77
187	If you used marijuana (grass, pot) (not just a puff or drag) in the past year, how did you usually get it? - I got it from someone at school . . . . .	77
188	If you used marijuana (grass, pot) (not just a puff or drag) in the past year, how did you usually get it? - I got it from someone with a medical marijuana card . . . . .	78
189	If you used marijuana (grass, pot) (not just a puff or drag) in the past year, how did you usually get it? - I got it from my brother or sister . . . . .	78

190	If you used marijuana (grass, pot) (not just a puff or drag) in the past year, how did you usually get it? - I got it from another relative	78
191	If you used marijuana (grass, pot) (not just a puff or drag) in the past year, how did you usually get it? - Other	78
192	If you drank alcohol (not just a sip or taste) in the past year, how did you usually get it?	79
193	If you used prescription drugs or over the counter drugs without a doctor telling you to use it or for the purpose of getting high, where did you get these drugs? - Did not use	79
194	If you used prescription drugs or over the counter drugs without a doctor telling you to use it or for the purpose of getting high, where did you get these drugs? - Bought or took from store or shop	80
195	If you used prescription drugs or over the counter drugs without a doctor telling you to use it or for the purpose of getting high, where did you get these drugs? - Got from parents with permission	80
196	If you used prescription drugs or over the counter drugs without a doctor telling you to use it or for the purpose of getting high, where did you get these drugs? - Got from home without permission	80
197	If you used prescription drugs or over the counter drugs without a doctor telling you to use it or for the purpose of getting high, where did you get these drugs? - Got from relative with permission	80
198	If you used prescription drugs or over the counter drugs without a doctor telling you to use it or for the purpose of getting high, where did you get these drugs? - Got from relative without permission	81
199	If you used prescription drugs or over the counter drugs without a doctor telling you to use it or for the purpose of getting high, where did you get these drugs? - Got from friend's home with permission	81
200	If you used prescription drugs or over the counter drugs without a doctor telling you to use it or for the purpose of getting high, where did you get these drugs? - Got from friend's home without permission	81
201	If you used prescription drugs or over the counter drugs without a doctor telling you to use it or for the purpose of getting high, where did you get these drugs? - Got from friend at school	81
202	If you used prescription drugs or over the counter drugs without a doctor telling you to use it or for the purpose of getting high, where did you get these drugs? - Got from friend at party	82
203	If you used prescription drugs or over the counter drugs without a doctor telling you to use it or for the purpose of getting high, where did you get these drugs? - Got from friend, elsewhere	82
204	If you used prescription drugs or over the counter drugs without a doctor telling you to use it or for the purpose of getting high, where did you get these drugs? - Got from internet sale	82
205	During the last month, about how many marijuana cigarettes, or the equivalent, did you smoke a day, on the average?	83

206	How wrong do your friends feel it would be for YOU to: have one or two drinks of an alcoholic beverage nearly every day?	83
207	How wrong do your friends feel it would be for YOU to: smoke tobacco?	83
208	How wrong do your friends feel it would be for YOU to: smoke marijuana?	84
209	How wrong do your friends feel it would be for YOU to: use prescription drugs not prescribed to you?	84
210	How wrong would most adults (over 21) in your neighborhood think it is for kids your age: to use marijuana?	84
211	How wrong would most adults (over 21) in your neighborhood think it is for kids your age: to drink alcohol?	85
212	How wrong would most adults (over 21) in your neighborhood think it is for kids your age: to smoke cigarettes?	85
213	How much do each of the following statements describe your neighborhood? crime and/or drug selling	85
214	How much do each of the following statements describe your neighborhood? fights	86
215	How much do each of the following statements describe your neighborhood? lots of empty or abandoned buildings	86
216	How much do each of the following statements describe your neighborhood? lots of graffiti	86
217	I feel safe in my neighborhood.	87
218	If a kid smoked marijuana in your neighborhood would he or she be caught by the police?	87
219	If a kid drank some beer, wine or hard liquor (for example, vodka, whiskey, or gin) in your neighborhood would he or she be caught by the police?	87
220	If a kid carried a handgun in your neighborhood would he or she be caught by the police?	88
221	If you wanted to get some cigarettes, how easy would it be for you to get some?	88
222	If you wanted to get some beer, wine or hard liquor (for example, vodka, whiskey, or gin), how easy would it be for you to get some?	88
223	If you wanted to get a drug like cocaine, LSD, or amphetamines, how easy would it be for you to get some?	89
224	If you wanted to get a handgun, how easy would it be for you to get one?	89
225	If you wanted to get some marijuana, how easy would it be for you to get some?	89
226	If you wanted to get prescription drugs for the purpose of getting high, how easy would it be for you to get some?	90
227	If you wanted to get synthetic marijuana such as K2 or chemical products such as bath salts to get high, how easy would it be for you to get some?	90



228	If you wanted to get steroids to use or to enhance athletic performance, how easy would it be for you to get some? . . . . .	90
229	If you wanted to get e-cigarettes, e-cigars, or e-hookahs, how easy would it be for you to get some? . . . . .	91
230	During the past 12 months, have you participated in any alcohol prevention programs or seen any alcohol prevention messages in your school or community? Yes, a school-based program focused on preventing underage drinking and/or drinking and driving. . . . .	91
231	During the past 12 months, have you participated in any alcohol prevention programs or seen any alcohol prevention messages in your school or community? Yes, a community-based program focused on preventing underage drinking and/or drinking and driving (for example, through your church or temple or through youth groups like Boys and Girls Club or 4-H). . . . .	91
232	During the past 12 months, have you participated in any alcohol prevention programs or seen any alcohol prevention messages in your school or community? Yes, a media campaign addressing underage drinking and/or drinking and driving (for example, newspaper ads, posters, pamphlets, radio, TV). . . . .	92
233	During the past 12 months, have you participated in any alcohol prevention programs or seen any alcohol prevention messages in your school or community? No . . . . .	92
234	How wrong do your parents feel it would be for YOU to: have one or two drinks of an alcoholic beverage nearly every day? . . . . .	92
235	How wrong do your parents feel it would be for YOU to: smoke tobacco? . . . . .	92
236	How wrong do your parents feel it would be for YOU to: smoke marijuana? . . . . .	93
237	How wrong do your parents feel it would be for YOU to: use prescription drugs not prescribed to you? . . . . .	93
238	How wrong do your parents feel it would be for YOU to: steal something? . . . . .	93
239	How wrong do your parents feel it would be for YOU to: draw graffiti, write things, or draw pictures on buildings or other property (without the owner's permission)? . . . . .	94
240	How wrong do your parents feel it would be for YOU to: pick a fight with someone? . . . . .	94
241	During the past 12 months, have you talked with at least one of your parents about the dangers of underage drinking and/or drinking and driving? By parents, we mean either your biological parents, adoptive parents, stepparents, or adult guardians - whether or not they live with you. . . . .	94
242	The rules in my family are clear. . . . .	95
243	People in my family have serious arguments about the same things, and often insult or yell at each other. . . . .	95

244	When I am not at home, one of my parents knows where I am and who I am with. . . . .	95
245	My family has clear rules about alcohol and drug use. . . . .	96
246	If you skipped school would you be caught by your parents? . . . . .	96
247	My parents ask if I've gotten my homework done. . . . .	96
248	Would your parents know if you did not come home on time? . . . . .	97
249	Do you know how to properly dispose of leftover prescription drugs? . . . . .	97
250	Have any of your brothers or sisters ever: drunk beer, wine or hard liquor (for example, vodka, whiskey or gin)? . . . . .	97
251	Have any of your brothers or sisters ever: smoked marijuana? . . . . .	97
252	Have any of your brothers or sisters ever: smoked cigarettes? . . . . .	98
253	Have any of your brothers or sisters ever: taken a handgun to school? . . . . .	98
254	Have any of your brothers or sisters ever: been suspended or expelled from school? . . . . .	98
255	Have any of your brothers or sisters ever: used e-cigarettes, e-cigars or e-hookahs (vaping)? . . . . .	98
256	Have any of your brothers or sisters ever: used prescription drugs not prescribed to him/her? . . . . .	99
257	Have you changed homes in the past year (the last 12 months)? . . . . .	99
258	How many times have you changed homes since kindergarten? . . . . .	99
259	Have you changed schools (including changing from elementary to middle and middle to high school) in the past year? . . . . .	99
260	How many times have you changed schools since kindergarten (including changing from elementary to middle and middle to high school)? . . . . .	100
261	Has anyone in your family ever had severe alcohol or drug problems? . . . . .	100
262	About how many adults (over 21) have you known personally who in the past year have: used marijuana, crack, cocaine, or other drugs? . . . . .	100
263	About how many adults (over 21) have you known personally who in the past year have: sold or dealt drugs? . . . . .	101
264	About how many adults (over 21) have you known personally who in the past year have: done other things that could get them in trouble with the police, like stealing, selling stolen goods, mugging or assaulting others, etc.? . . . .	101
265	About how many adults (over 21) have you known personally who in the past year have: gotten drunk or high? . . . . .	101
266	How honest were you in filling out this survey? . . . . .	102

List of Figures

1	Grade Chart . . . . .	12
2	Gender Chart . . . . .	13
3	Age Chart . . . . .	14

# 1 INTRODUCTION

This report was generated from data collected on the *2019 Arkansas Prevention Needs Assessment Student Survey*. This report contains basic frequency tables of all data collected and graphs on the selected demographic variables of grade, gender and age.

Questions regarding the information found in this report can be directed to:

**International Survey Associates dba Pride Surveys**

Mr. Jay Gleaton

2140 Newmarket Parkway

Suite 116

Marietta, GA 30067

Telephone: (800) 279-6361

Fax: (770) 726-9327

Website: <http://www.pridesurveys.com>

# Grade Chart

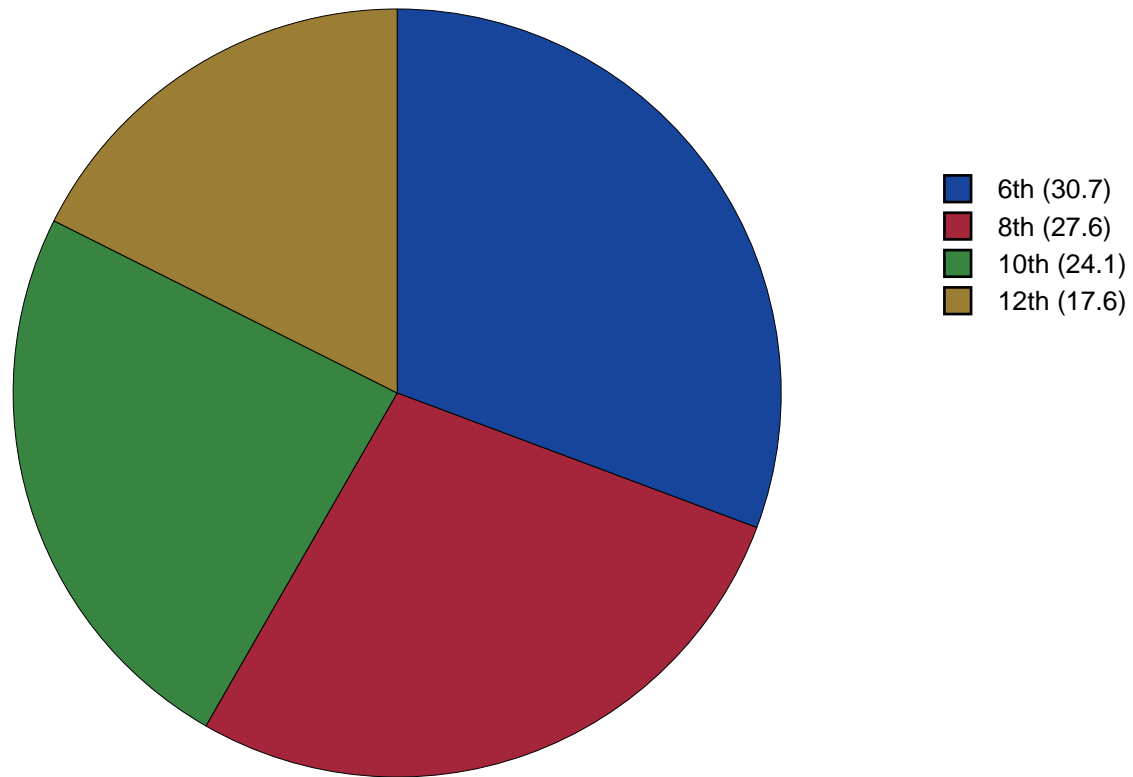


Figure 1: Grade Chart

## Gender Chart

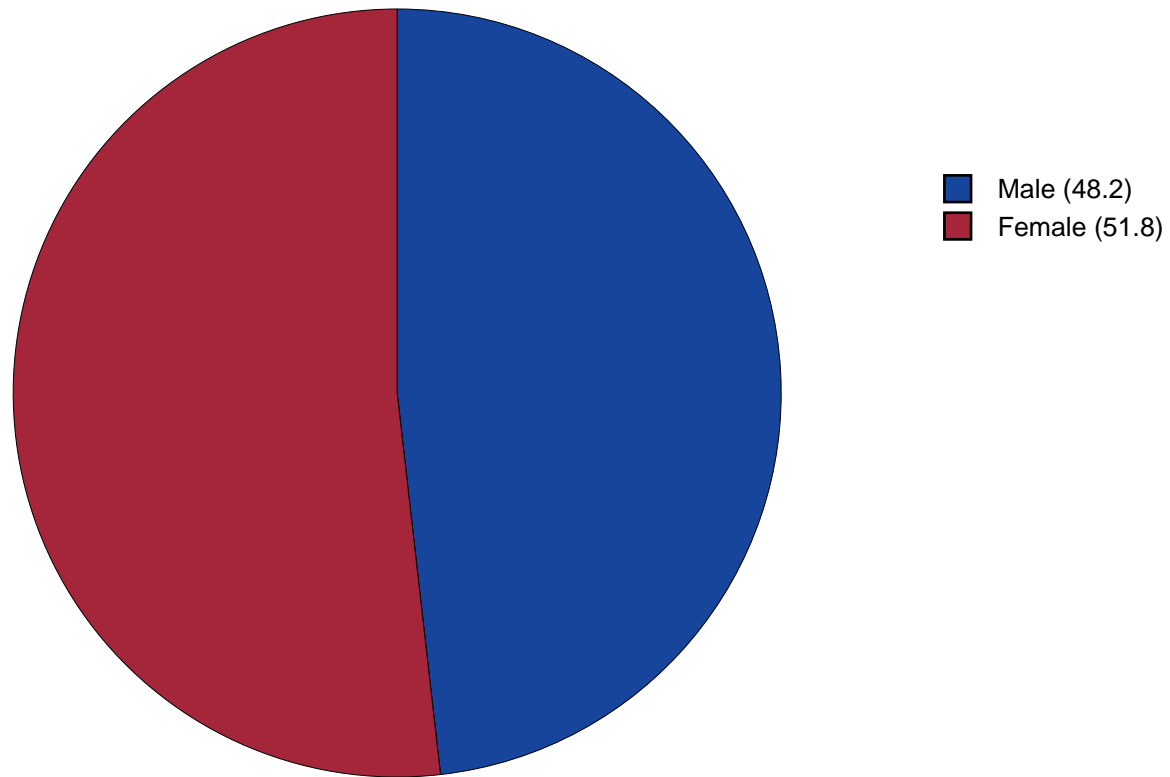


Figure 2: Gender Chart



# Age Chart

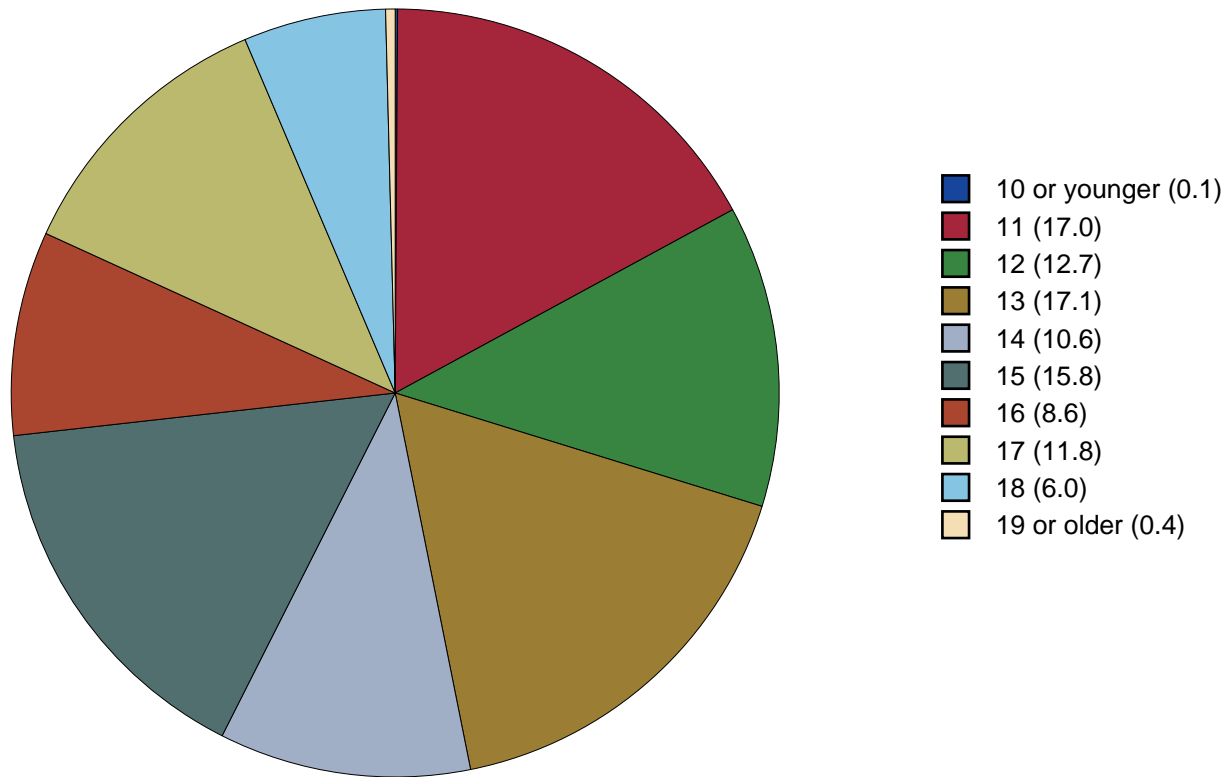


Figure 3: Age Chart

## 2 PERCENTAGE TABLES

The following tables contain frequency distribution detailing how your students responded to each question on the survey. The tables appear in the same order as the questions on the survey. The tables include breakdowns by grade level as well as overall percentages. The *N of Valid* row is a frequency count of the number of valid responses to each question for each grade and overall. The *N of Miss* row is a frequency count of the number of invalid (marked more than one response) or missing (i.e. did not respond) responses to each question for each grade and overall.

For the questions that allowed more than one response (i.e. race, live with, etc.) each response becomes a separate table. If a student did not mark the response, that was counted as a NO response, and if they did mark the response, that was counted as a YES response. Since a non response is a valid response for these questions, the *N of Miss* will always be zero for these questions.

Table 1: Gender

Response	6	8	10	12	Total	
Male	50.2	48.0	47.1	46.3	48.2	
Female	49.8	52.0	52.9	53.7	51.8	
N of Valid	2548	2254	1947	1389	8138	
N of Miss	63	95	109	113	380	

Table 2: Age

Response	6	8	10	12	Total	
10 or younger	0.2	0.0	0.0	0.0	0.1	
11	55.5	0.0	0.0	0.0	17.0	
12	41.3	0.3	0.0	0.0	12.7	
13	3.0	58.7	0.0	0.0	17.1	
14	0.0	38.4	0.1	0.0	10.6	
15	0.0	2.6	62.2	0.1	15.8	
16	0.0	0.1	35.1	0.1	8.6	
17	0.0	0.0	2.6	63.4	11.8	
18	0.0	0.0	0.0	34.0	6.0	
19 or older	0.0	0.0	0.0	2.3	0.4	
N of Valid	2596	2333	2052	1493	8474	
N of Miss	15	16	4	9	44	

Table 3: Are you Hispanic or Latino?

Response	6	8	10	12	Total	
No	89.2	90.0	89.4	90.7	89.7	
Yes	10.8	10.0	10.6	9.3	10.3	
N of Valid	2419	2286	2011	1470	8186	
N of Miss	192	63	45	32	332	

Table 4: What is your race? Black or African American



Response	6	8	10	12	Total	
No	77.8	79.8	78.2	80.5	78.9	
Yes	22.2	20.2	21.8	19.5	21.1	
N of Valid	2555	2321	2043	1487	8406	
N of Miss	0	0	0	0	0	

Table 5: What is your race? Asian



Response	6	8	10	12	Total	
No	98.4	98.6	98.4	98.9	98.6	
Yes	1.6	1.4	1.6	1.1	1.4	
N of Valid	2555	2321	2043	1487	8406	
N of Miss	0	0	0	0	0	

Table 6: What is your race? American Indian



Response	6	8	10	12	Total	
No	93.0	94.2	95.5	97.8	94.8	
Yes	7.0	5.8	4.5	2.2	5.2	
N of Valid	2555	2321	2043	1487	8406	
N of Miss	0	0	0	0	0	

Table 7: What is your race? Alaska Native



Response	6	8	10	12	Total	
No	99.7	99.8	99.8	99.8	99.8	
Yes	0.3	0.2	0.2	0.2	0.2	
N of Valid	2555	2321	2043	1487	8406	
N of Miss	0	0	0	0	0	

Table 8: What is your race? White



Response	6	8	10	12	Total	
No	31.9	25.8	26.3	22.9	27.3	
Yes	68.1	74.2	73.7	77.1	72.7	
N of Valid	2555	2321	2043	1487	8406	
N of Miss	0	0	0	0	0	

Table 9: What is your race? Native Hawaiian or Other Pacific Islander



Response	6	8	10	12	Total	
No	99.0	99.4	98.7	98.8	99.0	
Yes	1.0	0.6	1.3	1.2	1.0	
N of Valid	2555	2321	2043	1487	8406	
N of Miss	0	0	0	0	0	

Table 10: What is your race? Other



Response	6	8	10	12	Total	
No	88.2	89.8	92.0	95.9	90.9	
Yes	11.8	10.2	8.0	4.1	9.1	
N of Valid	2555	2321	2043	1487	8406	
N of Miss	0	0	0	0	0	



Table 11: What is the highest level of schooling completed by your mother or father?









Response	6	8	10	12	Total	
Completed grade school or less	3.3	3.2	2.2	1.7	2.7	
Some high school	3.4	4.5	13.3	16.1	8.4	
Completed high school	9.7	14.2	15.8	20.0	14.3	
Some college	9.8	14.1	16.0	15.9	13.6	
Completed college	22.5	26.4	27.6	26.5	25.5	
Graduate or professional school after college	11.9	13.0	13.1	11.8	12.5	
Don't know	37.8	22.9	10.3	6.3	21.3	
Does not apply	1.6	1.7	1.7	1.7	1.7	
N of Valid	2498	2324	2045	1495	8362	
N of Miss	113	25	11	7	156	

Table 12: Think of where you live most of the time. Which of the following people live there with you? Mother



Response	6	8	10	12	Total	
No	14.1	16.8	17.2	19.2	16.5	
Yes	85.9	83.2	82.8	80.8	83.5	
N of Valid	2585	2336	2046	1490	8457	
N of Miss	0	0	0	0	0	

Table 13: Think of where you live most of the time. Which of the following people live there with you? Stepmother



Response	6	8	10	12	Total	
No	93.0	92.1	93.3	94.6	93.1	
Yes	7.0	7.9	6.7	5.4	6.9	
N of Valid	2585	2336	2046	1490	8457	
N of Miss	0	0	0	0	0	

Table 14: Think of where you live most of the time. Which of the following people live there with you? Foster Mother

Response	6	8	10	12	Total	
No	99.3	98.9	99.6	99.4	99.3	
Yes	0.7	1.1	0.4	0.6	0.7	
N of Valid	2585	2336	2046	1490	8457	
N of Miss	0	0	0	0	0	

Table 15: Think of where you live most of the time. Which of the following people live there with you? Grandmother

Response	6	8	10	12	Total	
No	84.1	87.0	88.5	88.7	86.8	
Yes	15.9	13.0	11.5	11.3	13.2	
N of Valid	2585	2336	2046	1490	8457	
N of Miss	0	0	0	0	0	

Table 16: Think of where you live most of the time. Which of the following people live there with you? Aunt

Response	6	8	10	12	Total	
No	94.0	96.4	95.7	97.2	95.6	
Yes	6.0	3.6	4.3	2.8	4.4	
N of Valid	2585	2336	2046	1490	8457	
N of Miss	0	0	0	0	0	

Table 17: Think of where you live most of the time. Which of the following people live there with you? Father

Response	6	8	10	12	Total	
No	42.8	43.7	46.6	49.7	45.2	
Yes	57.2	56.3	53.4	50.3	54.8	
N of Valid	2585	2336	2046	1490	8457	
N of Miss	0	0	0	0	0	

Table 18: Think of where you live most of the time. Which of the following people live there with you? Stepfather



Response	6	8	10	12	Total	
No	84.6	82.5	84.1	83.0	83.6	
Yes	15.4	17.5	15.9	17.0	16.4	
N of Valid	2585	2336	2046	1490	8457	
N of Miss	0	0	0	0	0	

Table 19: Think of where you live most of the time. Which of the following people live there with you? Foster Father



Response	6	8	10	12	Total	
No	99.6	99.3	99.6	99.3	99.5	
Yes	0.4	0.7	0.4	0.7	0.5	
N of Valid	2585	2336	2046	1490	8457	
N of Miss	0	0	0	0	0	

Table 20: Think of where you live most of the time. Which of the following people live there with you? Grandfather



Response	6	8	10	12	Total	
No	90.9	92.0	94.2	93.6	92.5	
Yes	9.1	8.0	5.8	6.4	7.5	
N of Valid	2585	2336	2046	1490	8457	
N of Miss	0	0	0	0	0	

Table 21: Think of where you live most of the time. Which of the following people live there with you? Uncle



Response	6	8	10	12	Total	
No	94.7	96.1	96.0	97.8	96.0	
Yes	5.3	3.9	4.0	2.2	4.0	
N of Valid	2585	2336	2046	1490	8457	
N of Miss	0	0	0	0	0	

Table 22: Think of where you live most of the time. Which of the following people live there with you? Other Adults



Response	6	8	10	12	Total	
No	96.9	98.3	98.4	96.8	97.6	
Yes	3.1	1.7	1.6	3.2	2.4	
N of Valid	2585	2336	2046	1490	8457	
N of Miss	0	0	0	0	0	

Table 23: Think of where you live most of the time. Which of the following people live there with you? Brother(s)



Response	6	8	10	12	Total	
No	49.7	51.5	56.8	60.6	53.8	
Yes	50.3	48.5	43.2	39.4	46.2	
N of Valid	2585	2336	2046	1490	8457	
N of Miss	0	0	0	0	0	

Table 24: Think of where you live most of the time. Which of the following people live there with you? Stepbrother(s)



Response	6	8	10	12	Total	
No	94.8	94.0	94.5	95.5	94.6	
Yes	5.2	6.0	5.5	4.5	5.4	
N of Valid	2585	2336	2046	1490	8457	
N of Miss	0	0	0	0	0	

Table 25: Think of where you live most of the time. Which of the following people live there with you? Sister(s)



Response	6	8	10	12	Total	
No	52.9	53.4	56.8	62.0	55.6	
Yes	47.1	46.6	43.2	38.0	44.4	
N of Valid	2585	2336	2046	1490	8457	
N of Miss	0	0	0	0	0	

Table 26: Think of where you live most of the time. Which of the following people live there with you? Stepsister(s)

Response	6	8	10	12	Total	
No	94.6	95.2	95.3	96.6	95.3	
Yes	5.4	4.8	4.7	3.4	4.7	
N of Valid	2585	2336	2046	1490	8457	
N of Miss	0	0	0	0	0	

Table 27: Think of where you live most of the time. Which of the following people live there with you? Other Children

Response	6	8	10	12	Total	
No	94.0	96.0	93.9	95.4	94.8	
Yes	6.0	4.0	6.1	4.6	5.2	
N of Valid	2585	2336	2046	1490	8457	
N of Miss	0	0	0	0	0	

Table 28: In my school, students have lots of chances to help decide things like class activities and rules.

Response	6	8	10	12	Total	
NO!	13.3	11.0	12.5	14.8	12.7	
no	39.4	36.6	35.9	34.3	36.9	
yes	39.5	44.9	43.4	41.1	42.2	
YES!	7.8	7.5	8.1	9.9	8.2	
N of Valid	2528	2317	2033	1471	8349	
N of Miss	83	32	23	31	169	

Table 29: Teachers ask me to work on special classroom projects.

Response	6	8	10	12	Total	
NO!	9.2	9.8	11.5	9.2	9.9	
no	34.4	44.3	44.0	41.2	40.7	
yes	44.9	39.5	39.2	42.1	41.5	
YES!	11.5	6.3	5.3	7.5	7.8	
N of Valid	2483	2290	2008	1455	8236	
N of Miss	128	59	48	47	282	



Table 30: My teacher(s) notices when I am doing a good job and lets me know about it.





Response	6	8	10	12	Total	
NO!	4.6	6.4	7.2	7.8	6.3	
no	16.5	26.2	32.4	26.9	24.9	
yes	53.3	52.0	48.8	51.6	51.5	
YES!	25.5	15.4	11.6	13.6	17.2	
N of Valid	2466	2244	1994	1451	8155	
N of Miss	145	105	62	51	363	

Table 31: There are lots of chances for students in my school to get involved in sports, clubs, and other school activities outside of class.





Response	6	8	10	12	Total	
NO!	2.9	1.7	1.7	2.9	2.3	
no	9.1	5.0	5.8	6.2	6.7	
yes	40.7	39.0	42.0	45.0	41.3	
YES!	47.3	54.4	50.4	46.0	49.8	
N of Valid	2525	2290	2020	1457	8292	
N of Miss	86	59	36	45	226	

Table 32: There are lots of chances for students in my school to talk with a teacher one-on-one.





Response	6	8	10	12	Total	
NO!	3.8	4.1	4.6	4.6	4.2	
no	14.9	18.7	21.0	17.4	17.9	
yes	47.2	51.6	51.6	55.6	51.0	
YES!	34.1	25.6	22.7	22.4	26.9	
N of Valid	2537	2300	2030	1465	8332	
N of Miss	74	49	26	37	186	

Table 33: I feel safe at my school.

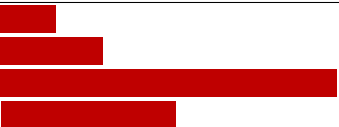
Response	6	8	10	12	Total	
NO!	4.5	8.0	7.5	6.3	6.5	
no	10.7	15.2	16.7	15.7	14.3	
yes	45.5	52.7	59.2	57.9	53.0	
YES!	39.3	24.0	16.7	20.2	26.2	
N of Valid	2517	2276	2012	1448	8253	
N of Miss	94	73	44	54	265	

Table 34: The school lets my parents know when I have done something well.


Response	6	8	10	12	Total	
NO!	10.1	17.6	23.3	23.5	17.8	
no	31.6	46.7	47.9	46.5	42.4	
yes	41.0	28.2	23.2	24.3	30.2	
YES!	17.3	7.6	5.5	5.7	9.7	
N of Valid	2514	2272	2021	1461	8268	
N of Miss	97	77	35	41	250	

Table 35: My teachers praise me when I work hard in school.


Response	6	8	10	12	Total	
NO!	11.9	13.9	16.1	14.8	14.0	
no	33.7	42.8	45.5	41.9	40.6	
yes	41.2	36.6	33.2	36.0	37.0	
YES!	13.1	6.8	5.2	7.3	8.4	
N of Valid	2478	2267	2014	1462	8221	
N of Miss	133	82	42	40	297	

Table 36: Are your school grades better than the grades of most students in your class?

Response	6	8	10	12	Total	
NO!	8.6	7.9	6.7	5.4	7.4	
no	31.6	30.3	32.0	26.8	30.5	
yes	45.3	47.2	45.5	49.4	46.6	
YES!	14.5	14.6	15.8	18.4	15.6	
N of Valid	2475	2286	2013	1457	8231	
N of Miss	136	63	43	45	287	

Table 37: I have lots of chances to be part of class discussions or activities.

Response	6	8	10	12	Total	
NO!	4.3	3.6	3.6	4.2	3.9	
no	13.9	14.6	14.8	15.4	14.6	
yes	51.8	59.0	61.9	61.5	58.0	
YES!	30.0	22.7	19.6	18.9	23.5	
N of Valid	2508	2292	2021	1453	8274	
N of Miss	103	57	35	49	244	

Table 38: Now thinking back over the past year in school, how often did you: enjoy being in school?

Response	6	8	10	12	Total	
Never	7.2	10.0	10.0	10.2	9.2	
Seldom	13.4	16.8	19.5	19.3	16.9	
Sometimes	36.6	37.9	41.2	40.3	38.7	
Often	23.8	23.1	21.9	21.8	22.8	
Almost always	19.0	12.3	7.4	8.3	12.4	
N of Valid	2542	2308	2035	1465	8350	
N of Miss	69	41	21	37	168	

Table 39: Now thinking back over the past year in school, how often did you: hate being in school?

Response	6	8	10	12	Total	
Never	10.8	5.8	3.4	4.7	6.5	
Seldom	28.0	22.7	18.7	17.2	22.4	
Sometimes	30.4	32.4	37.7	40.1	34.4	
Often	16.2	22.0	24.0	22.9	20.9	
Almost always	14.5	17.1	16.3	15.1	15.7	
N of Valid	2517	2272	2013	1448	8250	
N of Miss	94	77	43	54	268	

Table 40: Now thinking back over the past year in school, how often did you: try to do your best work in school?

Response	6	8	10	12	Total	
Never	0.7	0.5	0.8	1.2	0.8	
Seldom	1.1	2.1	2.9	2.8	2.1	
Sometimes	5.3	11.0	14.3	15.8	10.9	
Often	18.8	27.5	33.1	34.9	27.5	
Almost always	74.2	58.9	48.9	45.2	58.7	
N of Valid	2519	2292	2033	1460	8304	
N of Miss	92	57	23	42	214	

Table 41: How often do you feel that the school work you are assigned is meaningful and important?

Response	6	8	10	12	Total	
Never	4.8	5.7	7.4	7.8	6.2	
Seldom	10.4	20.0	25.2	27.3	19.6	
Sometimes	27.8	37.3	40.3	39.4	35.5	
Often	29.6	24.0	19.6	20.5	24.0	
Almost always	27.4	13.1	7.4	4.9	14.7	
N of Valid	2544	2300	2030	1457	8331	
N of Miss	67	49	26	45	187	

Table 42: Putting them all together, what were your grades like last year?






Response	6	8	10	12	Total	
Mostly F's	1.3	1.0	0.4	0.7	0.9	
Mostly D's	2.3	2.4	3.0	2.7	2.5	
Mostly C's	11.7	14.2	14.2	15.0	13.6	
Mostly B's	36.0	36.6	38.0	38.1	37.0	
Mostly A's	48.7	45.8	44.5	43.5	46.0	
N of Valid	2519	2289	2027	1465	8300	
N of Miss	92	60	29	37	218	

Table 43: How important do you think the things you are learning in school are going to be for your later life?






Response	6	8	10	12	Total	
Very important	43.4	18.7	11.5	8.5	22.7	
Quite important	24.5	22.6	18.8	16.6	21.2	
Fairly important	21.1	32.7	32.5	34.8	29.5	
Slightly important	9.1	21.3	29.4	30.3	21.1	
Not at all important	1.8	4.7	7.7	9.8	5.5	
N of Valid	2558	2305	2028	1464	8355	
N of Miss	53	44	28	38	163	

Table 44: During the LAST FOUR WEEKS how many whole days of school have you missed because you skipped or "cut"?








Response	6	8	10	12	Total	
None	51.7	58.1	64.8	51.0	56.5	
1	16.9	14.0	13.4	17.9	15.4	
2	12.9	10.7	8.6	11.8	11.1	
3	8.7	7.9	5.9	7.7	7.6	
4-5	7.0	6.1	4.9	7.5	6.3	
6-10	2.2	2.6	1.8	3.1	2.3	
11 or more	0.7	0.6	0.5	1.0	0.7	
N of Valid	2549	2310	2041	1465	8365	
N of Miss	62	39	15	37	153	

Table 45: What are the chances you would be seen as cool if you: smoked cigarettes?


Response	6	8	10	12	Total	
No or very little chance	88.9	75.3	70.2	65.8	76.5	
Little chance	6.3	12.3	14.7	16.9	11.9	
Some chance	2.6	6.6	9.3	10.5	6.7	
Pretty good chance	1.6	3.9	3.8	3.3	3.1	
Very good chance	0.6	1.8	2.0	3.5	1.8	
N of Valid	2511	2276	2025	1450	8262	
N of Miss	100	73	31	52	256	

Table 46: What are the chances you would be seen as cool if you: worked hard at school?

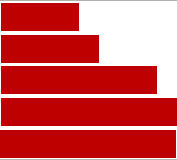
Response	6	8	10	12	Total	
No or very little chance	6.3	11.8	11.7	13.0	10.3	
Little chance	7.4	13.9	18.3	16.9	13.5	
Some chance	17.5	24.7	25.8	27.1	23.2	
Pretty good chance	29.0	27.1	26.7	22.1	26.7	
Very good chance	39.8	22.5	17.5	20.9	26.3	
N of Valid	2517	2233	1982	1426	8158	
N of Miss	94	116	74	76	360	

Table 47: What are the chances you would be seen as cool if you: began drinking alcoholic beverages regularly, that is, at least once or twice a month?


Response	6	8	10	12	Total	
No or very little chance	86.0	67.4	52.5	46.5	65.8	
Little chance	7.7	13.6	13.9	15.8	12.3	
Some chance	3.0	9.1	15.9	15.9	10.1	
Pretty good chance	2.1	6.3	12.3	13.7	7.8	
Very good chance	1.2	3.5	5.3	8.1	4.1	
N of Valid	2502	2254	2009	1444	8209	
N of Miss	109	95	47	58	309	

Table 48: What are the chances you would be seen as cool if you: defended someone who was being bullied?

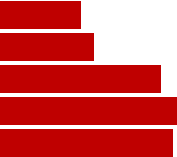
Response	6	8	10	12	Total	
No or very little chance	8.9	10.0	12.2	12.4	10.6	
Little chance	8.3	13.8	16.1	14.4	12.8	
Some chance	18.1	24.1	27.0	29.2	23.9	
Pretty good chance	26.5	28.0	26.2	26.9	26.9	
Very good chance	38.2	24.1	18.5	17.2	25.8	
N of Valid	2518	2260	2015	1440	8233	
N of Miss	93	89	41	62	285	

Table 49: What are the chances you would be seen as cool if you: smoked marijuana?


Response	6	8	10	12	Total	
No or very little chance	89.1	69.2	52.7	47.1	67.3	
Little chance	4.6	10.2	13.3	15.5	10.2	
Some chance	2.3	7.3	12.6	14.8	8.4	
Pretty good chance	2.2	6.5	11.1	10.8	7.1	
Very good chance	1.8	6.7	10.2	11.7	7.0	
N of Valid	2498	2265	2015	1448	8226	
N of Miss	113	84	41	54	292	

Table 50: What are the chances you would be seen as cool if you: carried a handgun?


Response	6	8	10	12	Total	
No or very little chance	81.3	76.7	70.6	69.1	75.2	
Little chance	9.4	9.9	12.6	14.0	11.1	
Some chance	4.5	5.9	7.7	8.8	6.4	
Pretty good chance	2.2	3.5	5.1	3.9	3.6	
Very good chance	2.6	4.0	4.1	4.2	3.6	
N of Valid	2493	2265	2011	1445	8214	
N of Miss	118	84	45	57	304	

Table 51: What are the chances you would be seen as cool if you: used e-cigarettes, e-cigars or e-hookahs (vaping)?


Response	6	8	10	12	Total	
No or very little chance	83.5	61.6	48.8	44.2	62.1	
Little chance	7.4	11.0	10.8	14.1	10.4	
Some chance	3.7	8.5	12.3	13.6	8.9	
Pretty good chance	2.7	9.1	12.9	12.2	8.6	
Very good chance	2.6	9.8	15.2	15.9	10.0	
N of Valid	2486	2247	2005	1438	8176	
N of Miss	125	102	51	64	342	

Table 52: What are the chances you would be seen as cool if you: bullied someone or cyber bullied someone?


Response	6	8	10	12	Total	
No or very little chance	83.5	61.6	48.8	44.2	62.1	
Little chance	7.4	11.0	10.8	14.1	10.4	
Some chance	3.7	8.5	12.3	13.6	8.9	
Pretty good chance	2.7	9.1	12.9	12.2	8.6	
Very good chance	2.6	9.8	15.2	15.9	10.0	
N of Valid	2486	2247	2005	1438	8176	
N of Miss	125	102	51	64	342	

Table 53: Think of your four best friends (the friends you feel closest to). In the past year (12 months), how many of your best friends have: participated in clubs, organizations or activities at school?


Response	6	8	10	12	Total	
0	14.0	12.6	11.2	14.3	13.0	
1	13.1	11.5	10.3	12.8	11.9	
2	18.7	18.5	17.8	16.4	18.0	
3	16.8	17.7	17.6	12.5	16.5	
4	37.4	39.6	43.1	43.9	40.5	
N of Valid	2492	2252	2018	1443	8205	
N of Miss	119	97	38	59	313	



Table 54: Think of your four best friends (the friends you feel closest to). In the past year (12 months), how many of your best friends have: smoked cigarettes?






Response	6	8	10	12	Total	
0	93.3	83.3	74.4	63.8	80.7	
1	4.3	9.6	12.3	16.5	9.9	
2	1.3	4.1	6.8	9.9	4.9	
3	0.7	1.6	2.9	3.4	2.0	
4	0.3	1.4	3.6	6.5	2.5	
N of Valid	2474	2186	1977	1425	8062	
N of Miss	137	163	79	77	456	

Table 55: Think of your four best friends (the friends you feel closest to). In the past year (12 months), how many of your best friends have: tried beer, wine or hard liquor (for example, vodka, whiskey, or gin) when their parents didn't know about it?






Response	6	8	10	12	Total	
0	87.1	68.4	49.0	41.2	64.6	
1	7.9	13.3	15.0	14.9	12.3	
2	2.6	7.6	13.8	13.4	8.6	
3	1.0	4.8	8.4	9.1	5.3	
4	1.5	6.0	13.8	21.3	9.2	
N of Valid	2515	2250	2012	1444	8221	
N of Miss	96	99	44	58	297	

Table 56: Think of your four best friends (the friends you feel closest to). In the past year (12 months), how many of your best friends have: used e-cigarettes, e-cigars, or e-hookahs?






Response	6	8	10	12	Total	
0	91.2	69.3	53.5	45.9	68.0	
1	5.3	13.2	13.2	13.5	10.8	
2	1.9	7.2	11.5	12.9	7.6	
3	0.7	4.6	9.0	9.3	5.3	
4	1.0	5.6	12.8	18.4	8.2	
N of Valid	2513	2254	2014	1432	8213	
N of Miss	98	95	42	70	305	

Table 57: Think of your four best friends (the friends you feel closest to). In the past year (12 months), how many of your best friends have: used marijuana?






Response	6	8	10	12	Total	
0	96.0	81.6	64.3	53.9	77.0	
1	2.6	8.9	14.0	15.7	9.4	
2	0.7	4.1	8.8	12.3	5.6	
3	0.2	2.5	5.0	6.9	3.2	
4	0.5	2.9	8.0	11.2	4.9	
N of Valid	2516	2247	2006	1435	8204	
N of Miss	95	102	50	67	314	

Table 58: Think of your four best friends (the friends you feel closest to). In the past year (12 months), how many of your best friends have: used prescription drugs or non-prescription drugs for the purpose of getting high?






Response	6	8	10	12	Total	
0	96.2	89.2	85.7	82.8	89.4	
1	2.6	5.9	7.0	7.6	5.5	
2	0.6	2.3	3.6	4.9	2.6	
3	0.2	1.2	1.6	1.5	1.0	
4	0.4	1.3	2.1	3.2	1.6	
N of Valid	2519	2256	2011	1439	8225	
N of Miss	92	93	45	63	293	

Table 59: Think of your four best friends (the friends you feel closest to). In the past year (12 months), how many of your best friends have: used synthetic marijuana (K2, spice) or bath salts?






Response	6	8	10	12	Total	
0	98.2	95.3	92.9	91.5	94.9	
1	1.2	2.5	3.5	3.5	2.5	
2	0.3	1.3	2.0	2.6	1.4	
3	0.2	0.4	0.5	0.8	0.5	
4	0.1	0.4	1.1	1.5	0.7	
N of Valid	2506	2253	2017	1441	8217	
N of Miss	105	96	39	61	301	

Table 60: Think of your four best friends (the friends you feel closest to). In the past year (12 months), how many of your best friends have: used LSD, cocaine, amphetamines, or other illegal drugs?






Response	6	8	10	12	Total	
0	98.3	95.5	91.6	89.8	94.4	
1	1.0	2.7	4.6	5.6	3.1	
2	0.3	0.9	2.0	2.8	1.3	
3	0.2	0.4	0.7	0.6	0.5	
4	0.2	0.6	1.1	1.3	0.7	
N of Valid	2511	2257	2014	1437	8219	
N of Miss	100	92	42	65	299	

Table 61: Think of your four best friends (the friends you feel closest to). In the past year (12 months), how many of your best friends have: been bullied?






Response	6	8	10	12	Total	
0	38.7	46.1	57.5	67.9	50.5	
1	26.3	22.2	17.9	13.9	21.0	
2	15.6	15.7	11.4	9.7	13.6	
3	6.2	5.9	5.1	3.0	5.3	
4	13.2	10.2	8.0	5.5	9.8	
N of Valid	2501	2254	2016	1438	8209	
N of Miss	110	95	40	64	309	

Table 62: Think of your four best friends (the friends you feel closest to). In the past year (12 months), how many of your best friends have: been suspended from school?






Response	6	8	10	12	Total	
0	70.0	63.4	69.1	76.5	69.1	
1	17.0	18.6	15.2	13.6	16.4	
2	6.4	8.2	8.0	6.2	7.3	
3	2.8	4.3	3.0	1.3	3.0	
4	3.8	5.5	4.7	2.4	4.2	
N of Valid	2500	2257	2015	1437	8209	
N of Miss	111	92	41	65	309	

Table 63: Think of your four best friends (the friends you feel closest to). In the past year (12 months), how many of your best friends have: carried a handgun?






Response	6	8	10	12	Total	
0	94.7	92.6	90.9	91.4	92.6	
1	3.1	3.9	4.4	4.7	3.9	
2	1.3	1.7	2.1	2.1	1.7	
3	0.3	0.6	0.9	0.5	0.6	
4	0.6	1.2	1.7	1.3	1.2	
N of Valid	2511	2253	2020	1440	8224	
N of Miss	100	96	36	62	294	

Table 64: Think of your four best friends (the friends you feel closest to). In the past year (12 months), how many of your best friends have: sold illegal drugs?






Response	6	8	10	12	Total	
0	98.9	94.7	89.8	90.3	94.0	
1	0.8	3.5	5.4	5.0	3.4	
2	0.1	0.6	2.8	2.2	1.3	
3	0.1	0.6	0.6	1.0	0.5	
4	0.1	0.7	1.4	1.6	0.9	
N of Valid	2510	2254	2020	1436	8220	
N of Miss	101	95	36	66	298	

Table 65: Think of your four best friends (the friends you feel closest to). In the past year (12 months), how many of your best friends have: regularly attended religious services?






Response	6	8	10	12	Total	
0	43.6	32.1	28.7	33.4	34.9	
1	11.8	14.8	16.7	17.4	14.8	
2	12.1	17.9	21.3	17.5	17.0	
3	12.1	15.1	14.8	13.7	13.9	
4	20.3	20.2	18.5	18.0	19.4	
N of Valid	2418	2236	2011	1438	8103	
N of Miss	193	113	45	64	415	

Table 66: Think of your four best friends (the friends you feel closest to). In the past year (12 months), how many of your best friends have: stolen or tried to steal a motor vehicle such as a car or motorcycle?






Response	6	8	10	12	Total	
0	97.7	95.5	94.1	96.2	96.0	
1	1.6	2.6	2.9	2.0	2.3	
2	0.3	0.5	1.6	1.0	0.8	
3	0.2	0.5	0.7	0.2	0.4	
4	0.1	0.8	0.6	0.6	0.5	
N of Valid	2507	2243	2006	1432	8188	
N of Miss	104	106	50	70	330	

Table 67: Think of your four best friends (the friends you feel closest to). In the past year (12 months), how many of your best friends have: been arrested?






Response	6	8	10	12	Total	
0	96.3	90.7	88.8	89.6	91.7	
1	2.9	6.4	6.8	6.9	5.5	
2	0.4	1.7	2.9	1.9	1.6	
3	0.2	0.4	0.6	1.0	0.5	
4	0.2	0.8	0.9	0.6	0.6	
N of Valid	2514	2253	2015	1444	8226	
N of Miss	97	96	41	58	292	

Table 68: Think of your four best friends (the friends you feel closest to). In the past year (12 months), how many of your best friends have: dropped out of school?






Response	6	8	10	12	Total	
0	96.0	96.9	93.3	90.4	94.6	
1	2.8	2.1	4.3	6.9	3.7	
2	0.6	0.3	1.4	1.6	0.9	
3	0.4	0.5	0.4	0.6	0.4	
4	0.3	0.2	0.6	0.5	0.4	
N of Valid	2509	2255	2019	1441	8224	
N of Miss	102	94	37	61	294	

Table 69: Think of your four best friends (the friends you feel closest to). In the past year (12 months), how many of your best friends have: been members of a gang?






Response	6	8	10	12	Total	
0	92.9	92.2	89.9	94.5	92.3	
1	3.5	4.0	4.5	2.8	3.7	
2	1.4	1.6	2.4	1.5	1.7	
3	0.8	0.7	1.1	0.3	0.7	
4	1.5	1.6	2.1	1.0	1.6	
N of Valid	2506	2255	2019	1442	8222	
N of Miss	105	94	37	60	296	

Table 70: How old were you when you first: smoked marijuana?










Response	6	8	10	12	Total	
Never	98.7	93.1	81.2	69.4	87.8	
10 or younger	0.7	0.7	1.0	1.3	0.9	
11	0.6	0.9	1.1	1.1	0.9	
12	0.0	2.1	2.0	1.0	1.2	
13	0.0	2.8	2.6	2.5	1.8	
14	0.0	0.4	5.4	3.5	2.0	
15	0.0	0.0	5.4	5.8	2.4	
16	0.0	0.0	0.9	7.9	1.6	
17 or older	0.0	0.0	0.1	7.5	1.3	
N of Valid	2526	2272	2010	1438	8246	
N of Miss	85	77	46	64	272	

Table 71: How old were you when you first: smoked a cigarette, even just a puff?


Response	6	8	10	12	Total	
Never	93.0	86.5	78.4	69.9	83.6	
10 or younger	5.0	5.2	5.5	5.4	5.3	
11	1.8	2.1	2.3	1.4	1.9	
12	0.2	3.1	2.7	2.3	2.0	
13	0.0	2.6	2.8	3.7	2.1	
14	0.0	0.5	4.1	3.8	1.8	
15	0.0	0.0	3.6	4.2	1.6	
16	0.0	0.0	0.4	5.8	1.1	
17 or older	0.1	0.0	0.2	3.5	0.7	
N of Valid	2498	2240	1973	1421	8132	
N of Miss	113	109	83	81	386	

Table 72: How old were you when you first: had more than a sip or two of beer, wine or hard liquor (for example, vodka, whiskey, or gin)?


Response	6	8	10	12	Total	
Never	85.8	72.0	57.2	46.5	68.1	
10 or younger	9.2	8.1	7.6	5.8	7.9	
11	4.0	4.0	2.8	1.9	3.3	
12	0.9	5.7	3.8	2.7	3.2	
13	0.0	8.5	5.8	4.2	4.5	
14	0.0	1.7	9.9	6.5	4.0	
15	0.0	0.0	10.9	9.2	4.3	
16	0.0	0.0	1.8	12.4	2.6	
17 or older	0.0	0.0	0.2	10.8	2.0	
N of Valid	2512	2259	2010	1438	8219	
N of Miss	99	90	46	64	299	

Table 73: How old were you when you first: began drinking alcoholic beverages regularly, that is, at least once or twice a month?










Response	6	8	10	12	Total	
Never	98.9	94.9	86.4	76.2	90.8	
10 or younger	0.4	0.5	0.8	0.8	0.6	
11	0.5	0.8	0.2	0.3	0.5	
12	0.1	1.1	0.3	1.1	0.6	
13	0.0	2.1	1.2	1.5	1.1	
14	0.0	0.5	3.9	1.7	1.4	
15	0.0	0.1	5.7	3.5	2.0	
16	0.0	0.0	1.3	6.9	1.5	
17 or older	0.0	0.0	0.0	8.0	1.4	
N of Valid	2523	2275	2011	1439	8248	
N of Miss	88	74	45	63	270	

Table 74: How old were you when you first: used Pegaramide (peg, Peggy)?


Response	6	8	10	12	Total	
Never	100.0	100.0	100.0	100.0	100.0	
10 or younger	0.0	0.0	0.0	0.0	0.0	
11	0.0	0.0	0.0	0.0	0.0	
12	0.0	0.0	0.0	0.0	0.0	
13	0.0	0.0	0.0	0.0	0.0	
14	0.0	0.0	0.0	0.0	0.0	
15	0.0	0.0	0.0	0.0	0.0	
16	0.0	0.0	0.0	0.0	0.0	
17 or older	0.0	0.0	0.0	0.0	0.0	
N of Valid	2457	2267	2004	1439	8167	
N of Miss	154	82	52	63	351	



Table 75: How old were you when you first: got suspended from school?










Response	6	8	10	12	Total	
Never	84.7	80.6	77.5	78.8	80.8	
10 or younger	9.9	7.2	6.2	5.3	7.4	
11	3.9	2.8	2.1	1.7	2.8	
12	1.5	4.2	2.6	1.9	2.6	
13	0.0	4.3	4.1	3.3	2.7	
14	0.0	0.7	3.7	2.4	1.5	
15	0.0	0.0	2.9	2.4	1.1	
16	0.0	0.0	0.9	2.8	0.7	
17 or older	0.0	0.1	0.0	1.5	0.3	
N of Valid	2515	2273	2016	1440	8244	
N of Miss	96	76	40	62	274	

Table 76: How old were you when you first: got arrested?










Response	6	8	10	12	Total	
Never	98.7	97.1	95.2	95.4	96.9	
10 or younger	0.8	0.5	0.4	0.3	0.5	
11	0.4	0.7	0.1	0.1	0.4	
12	0.1	0.5	0.2	0.1	0.2	
13	0.0	0.9	0.8	0.5	0.5	
14	0.0	0.3	1.2	0.9	0.5	
15	0.0	0.0	1.7	0.8	0.6	
16	0.0	0.0	0.2	1.2	0.3	
17 or older	0.0	0.0	0.0	0.6	0.1	
N of Valid	2516	2268	2015	1442	8241	
N of Miss	95	81	41	60	277	

Table 77: How old were you when you first: carried a handgun?










Response	6	8	10	12	Total	
Never	95.0	93.6	93.9	93.8	94.2	
10 or younger	2.7	2.0	1.5	1.7	2.0	
11	1.7	1.5	0.6	0.7	1.2	
12	0.4	0.9	0.8	0.2	0.6	
13	0.1	1.6	0.7	0.4	0.7	
14	0.0	0.4	0.9	0.6	0.4	
15	0.0	0.0	1.1	0.7	0.4	
16	0.0	0.0	0.4	0.8	0.2	
17 or older	0.1	0.0	0.0	1.0	0.2	
N of Valid	2513	2266	2012	1440	8231	
N of Miss	98	83	44	62	287	

Table 78: How old were you when you first: used e-cigarettes, e-cigars, or e-hookahs (vaping)?










Response	6	8	10	12	Total	
Never	94.4	82.0	69.4	61.4	79.1	
10 or younger	1.9	1.1	0.6	0.8	1.2	
11	2.7	2.3	0.8	0.6	1.8	
12	0.9	4.6	1.3	0.9	2.0	
13	0.0	8.3	4.5	1.3	3.6	
14	0.0	1.6	11.2	4.9	4.0	
15	0.0	0.1	10.4	7.7	3.9	
16	0.0	0.0	1.6	13.6	2.8	
17 or older	0.0	0.0	0.1	8.9	1.6	
N of Valid	2520	2265	2016	1439	8240	
N of Miss	91	84	40	63	278	

Table 79: How old were you when you first: belonged to a gang?










Response	6	8	10	12	Total	
Never	97.1	97.4	96.9	98.2	97.3	
10 or younger	1.0	0.6	0.4	0.7	0.7	
11	1.3	0.3	0.2	0.1	0.5	
12	0.6	0.5	0.2	0.1	0.4	
13	0.0	0.7	0.6	0.1	0.4	
14	0.0	0.4	0.4	0.1	0.2	
15	0.0	0.0	0.9	0.2	0.3	
16	0.0	0.0	0.3	0.3	0.1	
17 or older	0.0	0.0	0.0	0.1	0.0	
N of Valid	2511	2267	2014	1437	8229	
N of Miss	100	82	42	65	289	

Table 80: How old were you when you first: used prescription drugs not prescribed to you?










Response	6	8	10	12	Total	
Never	97.9	95.4	92.5	91.3	94.7	
10 or younger	1.5	1.2	1.4	0.9	1.3	
11	0.6	0.6	0.4	0.2	0.5	
12	0.0	1.0	0.4	0.7	0.5	
13	0.0	1.4	1.8	1.6	1.1	
14	0.0	0.3	1.4	0.8	0.6	
15	0.0	0.1	1.6	1.7	0.7	
16	0.0	0.0	0.4	1.3	0.3	
17 or older	0.0	0.0	0.0	1.5	0.3	
N of Valid	2517	2270	2020	1442	8249	
N of Miss	94	79	36	60	269	

Table 81: How wrong do you think it is for someone your age to: take a handgun to school?





Response	6	8	10	12	Total	
Very wrong	91.6	89.7	90.7	90.4	90.7	
Wrong	6.3	8.0	6.9	6.2	6.9	
A little bit wrong	1.5	1.8	2.0	2.6	1.9	
Not at all wrong	0.5	0.4	0.4	0.8	0.5	
N of Valid	2537	2281	2025	1445	8288	
N of Miss	74	68	31	57	230	

Table 82: How wrong do you think it is for someone your age to: steal anything?





Response	6	8	10	12	Total	
Very wrong	71.2	61.6	63.9	71.8	66.9	
Wrong	23.8	31.3	28.5	22.6	26.8	
A little bit wrong	4.4	6.2	6.8	4.9	5.6	
Not at all wrong	0.7	0.8	0.8	0.7	0.8	
N of Valid	2520	2256	2003	1436	8215	
N of Miss	91	93	53	66	303	

Table 83: How wrong do you think it is for someone your age to: pick a fight with someone?





Response	6	8	10	12	Total	
Very wrong	51.0	37.6	42.6	54.8	45.9	
Wrong	33.0	38.1	35.3	28.2	34.1	
A little bit wrong	13.0	21.1	19.7	14.8	17.1	
Not at all wrong	3.1	3.2	2.4	2.2	2.8	
N of Valid	2521	2274	2010	1441	8246	
N of Miss	90	75	46	61	272	

Table 84: How wrong do you think it is for someone your age to: attack someone with the idea of seriously hurting them?





Response	6	8	10	12	Total	
Very wrong	85.0	79.0	75.5	78.3	79.8	
Wrong	10.8	15.3	18.1	16.0	14.7	
A little bit wrong	2.9	4.3	5.0	4.4	4.0	
Not at all wrong	1.3	1.4	1.5	1.3	1.4	
N of Valid	2515	2263	2010	1441	8229	
N of Miss	96	86	46	61	289	

Table 85: How wrong do you think it is for someone your age to: stay away from school all day when their parents think they are at school?





Response	6	8	10	12	Total	
Very wrong	74.2	58.3	50.9	54.0	60.6	
Wrong	19.7	30.1	32.6	27.3	27.0	
A little bit wrong	4.7	9.1	14.4	14.8	10.1	
Not at all wrong	1.4	2.4	2.1	3.8	2.3	
N of Valid	2532	2271	2019	1442	8264	
N of Miss	79	78	37	60	254	

Table 86: How wrong do you think it is for someone your age to: drink beer, wine or hard liquor (for example, vodka, whiskey, or gin) regularly?





Response	6	8	10	12	Total	
Very wrong	88.7	71.9	53.6	48.8	68.5	
Wrong	8.3	17.0	23.4	21.6	16.7	
A little bit wrong	2.4	8.9	17.4	21.2	11.1	
Not at all wrong	0.6	2.2	5.6	8.4	3.6	
N of Valid	2529	2276	2018	1444	8267	
N of Miss	82	73	38	58	251	

Table 87: How wrong do you think it is for someone your age to: smoke cigarettes?





Response	6	8	10	12	Total	
Very wrong	89.6	79.3	68.2	60.6	76.5	
Wrong	8.0	15.0	20.2	21.7	15.3	
A little bit wrong	1.9	4.3	8.5	12.8	6.1	
Not at all wrong	0.6	1.5	3.0	4.9	2.2	
N of Valid	2534	2280	2012	1444	8270	
N of Miss	77	69	44	58	248	

Table 88: How wrong do you think it is for someone your age to: smoke marijuana?





Response	6	8	10	12	Total	
Very wrong	93.9	78.2	59.0	51.2	73.6	
Wrong	3.9	11.7	17.5	19.1	12.0	
A little bit wrong	1.5	6.4	13.5	16.2	8.3	
Not at all wrong	0.7	3.6	10.0	13.5	6.0	
N of Valid	2525	2279	2017	1442	8263	
N of Miss	86	70	39	60	255	

Table 89: How wrong do you think it is for someone your age to: use prescription drugs or non-prescription drugs for the purpose of getting high?





Response	6	8	10	12	Total	
Very wrong	95.1	87.1	81.4	81.6	87.2	
Wrong	3.6	9.6	13.1	14.3	9.4	
A little bit wrong	0.9	2.5	4.3	2.6	2.5	
Not at all wrong	0.4	0.8	1.3	1.5	0.9	
N of Valid	2530	2273	2015	1442	8260	
N of Miss	81	76	41	60	258	

Table 90: How wrong do you think it is for someone your age to: use synthetic marijuana (K2, spice) or bath salts?

Response	6	8	10	12	Total	
Very wrong	94.9	89.1	85.9	87.3	89.8	
Wrong	3.7	8.3	11.1	9.9	7.9	
A little bit wrong	1.0	1.6	2.0	1.5	1.5	
Not at all wrong	0.4	1.0	0.9	1.2	0.8	
N of Valid	2507	2275	2018	1442	8242	
N of Miss	104	74	38	60	276	

Table 91: How wrong do you think it is for someone your age to: use LSD, cocaine, amphetamines or another illegal drug?

Response	6	8	10	12	Total	
Very wrong	96.9	92.0	88.4	87.6	91.8	
Wrong	2.3	6.3	9.1	9.2	6.3	
A little bit wrong	0.5	1.0	1.6	2.0	1.2	
Not at all wrong	0.3	0.7	0.8	1.2	0.7	
N of Valid	2520	2272	2007	1446	8245	
N of Miss	91	77	49	56	273	

Table 92: How wrong do you think it is for someone your age to: use e-cigarettes, e-cigars or e-hookahs (vaping)?

Response	6	8	10	12	Total	
Very wrong	88.0	69.5	56.4	52.1	69.0	
Wrong	7.7	15.9	18.5	17.8	14.4	
A little bit wrong	3.4	10.8	16.7	18.5	11.3	
Not at all wrong	0.8	3.8	8.3	11.6	5.4	
N of Valid	2507	2263	2001	1427	8198	
N of Miss	104	86	55	75	320	

Table 93: At school during the past 12 months, did you receive help from the resource teacher, speech therapist or other special education teacher?

Response	6	8	10	12	Total
No	0.0	0.0	0.0	0.0	0.0
Yes	0.0	0.0	0.0	0.0	0.0
N of Valid	0	0	0	0	0
N of Miss	0	0	0	0	0

Table 94: How many times in the past year (12 months) have you: been suspended from school?

Response	6	8	10	12	Total	
Never	89.6	87.0	87.8	90.9	88.7	<div></div>
1 to 2 times	8.6	9.8	9.8	8.1	9.1	<div></div>
3 to 5 times	1.0	2.2	1.8	0.6	1.5	<div></div>
6 to 9 times	0.3	0.4	0.3	0.2	0.3	<div></div>
10+ times	0.5	0.5	0.4	0.2	0.4	<div></div>
N of Valid	2530	2276	2027	1439	8272	
N of Miss	81	73	29	63	246	

Table 95: How many times in the past year (12 months) have you: carried a handgun?

Response	6	8	10	12	Total	
Never	96.0	95.0	94.9	95.3	95.4	<div></div>
1 to 2 times	2.9	2.8	2.4	2.2	2.6	<div></div>
3 to 5 times	0.7	1.1	0.9	0.8	0.9	<div></div>
6 to 9 times	0.1	0.1	0.5	0.3	0.2	<div></div>
10+ times	0.4	0.9	1.2	1.4	0.9	<div></div>
N of Valid	2516	2261	2015	1433	8225	
N of Miss	95	88	41	69	293	



Table 96: How many times in the past year (12 months) have you: sold illegal drugs?






Response	6	8	10	12	Total	
Never	99.9	98.9	97.1	95.7	98.2	
1 to 2 times	0.1	0.5	1.6	1.9	0.9	
3 to 5 times	0.0	0.3	0.4	0.8	0.3	
6 to 9 times	0.0	0.0	0.1	0.3	0.1	
10+ times	0.0	0.3	0.7	1.3	0.5	
N of Valid	2521	2269	2018	1439	8247	
N of Miss	90	80	38	63	271	

Table 97: How many times in the past year (12 months) have you: stolen or tried to steal a motor vehicle such as a car or motorcycle?






Response	6	8	10	12	Total	
Never	99.4	98.6	98.5	99.1	98.9	
1 to 2 times	0.6	0.9	1.0	0.3	0.7	
3 to 5 times	0.1	0.3	0.2	0.1	0.2	
6 to 9 times	0.0	0.1	0.0	0.0	0.0	
10+ times	0.0	0.1	0.2	0.4	0.1	
N of Valid	2522	2265	2016	1437	8240	
N of Miss	89	84	40	65	278	

Table 98: How many times in the past year (12 months) have you: participated in clubs, organizations or activities at school?






Response	6	8	10	12	Total	
Never	39.1	37.4	34.1	38.7	37.3	
1 to 2 times	24.8	21.3	16.6	13.9	19.9	
3 to 5 times	15.2	13.8	15.4	11.7	14.3	
6 to 9 times	5.4	5.5	6.8	6.4	5.9	
10+ times	15.5	21.9	27.1	29.3	22.5	
N of Valid	2504	2265	2023	1438	8230	
N of Miss	107	84	33	64	288	

Table 99: How many times in the past year (12 months) have you: been arrested?






Response	6	8	10	12	Total	
Never	98.9	97.6	96.7	97.8	97.8	
1 to 2 times	0.9	1.9	2.7	1.6	1.8	
3 to 5 times	0.1	0.2	0.5	0.3	0.3	
6 to 9 times	0.0	0.3	0.0	0.0	0.1	
10+ times	0.0	0.0	0.1	0.3	0.1	
N of Valid	2518	2261	2009	1435	8223	
N of Miss	93	88	47	67	295	

Table 100: How many times in the past year (12 months) have you: attacked someone with the idea of seriously hurting them?






Response	6	8	10	12	Total	
Never	93.3	92.9	94.5	95.3	93.8	
1 to 2 times	5.0	5.0	4.5	3.5	4.6	
3 to 5 times	0.9	1.0	0.4	0.6	0.8	
6 to 9 times	0.4	0.4	0.2	0.1	0.3	
10+ times	0.4	0.7	0.3	0.4	0.5	
N of Valid	2523	2268	2024	1437	8252	
N of Miss	88	81	32	65	266	

Table 101: How many times in the past year (12 months) have you: been drunk or high at school?






Response	6	8	10	12	Total	
Never	98.7	95.1	90.8	90.8	94.4	
1 to 2 times	1.0	3.3	5.1	4.0	3.1	
3 to 5 times	0.2	0.9	1.5	1.7	1.0	
6 to 9 times	0.0	0.1	0.7	1.0	0.4	
10+ times	0.0	0.6	1.9	2.4	1.1	
N of Valid	2521	2269	2020	1434	8244	
N of Miss	90	80	36	68	274	

Table 102: How many times in the past year (12 months) have you: taken a handgun to school?






Response	6	8	10	12	Total	
Never	99.8	99.9	99.2	99.2	99.6	
1 to 2 times	0.1	0.1	0.4	0.2	0.2	
3 to 5 times	0.0	0.0	0.1	0.2	0.1	
6 to 9 times	0.1	0.0	0.0	0.1	0.0	
10+ times	0.0	0.0	0.2	0.3	0.1	
N of Valid	2521	2270	2015	1436	8242	
N of Miss	90	79	41	66	276	

Table 103: How many times in the past year (12 months) have you: used e-cigarettes, e-cigars, or e-hookahs (vaping)?






Response	6	8	10	12	Total	
Never	99.8	99.9	99.2	99.2	99.6	
1 to 2 times	0.1	0.1	0.4	0.2	0.2	
3 to 5 times	0.0	0.0	0.1	0.2	0.1	
6 to 9 times	0.1	0.0	0.0	0.1	0.0	
10+ times	0.0	0.0	0.2	0.3	0.1	
N of Valid	2521	2270	2015	1436	8242	
N of Miss	90	79	41	66	276	

Table 104: Are you currently on probation, or assigned a probation officer with Juvenile Court?



Response	6	8	10	12	Total	
No	98.2	97.8	96.8	96.0	97.4	
Yes	1.8	2.2	3.2	4.0	2.6	
N of Valid	2337	2145	1891	1363	7736	
N of Miss	274	204	165	139	782	

Table 105: Have you ever belonged to a gang?






Response	6	8	10	12	Total	
No	94.7	94.7	93.9	95.4	94.6	
No, but would like to	1.4	1.7	2.2	2.0	1.8	
Yes, in the past	2.3	1.9	1.8	1.0	1.8	
Yes, belong now	1.3	1.5	1.8	1.5	1.5	
Yes, but would like to get out	0.3	0.2	0.2	0.1	0.2	
N of Valid	2500	2253	2003	1433	8189	
N of Miss	111	96	53	69	329	

Table 106: If you have ever belonged to a gang, did that gang have a name?




Response	6	8	10	12	Total	
No	14.6	14.3	17.2	23.7	16.7	
Yes	3.3	3.6	4.3	2.9	3.5	
I have never belonged to a gang	82.2	82.1	78.5	73.3	79.7	
N of Valid	2522	2264	2014	1424	8224	
N of Miss	89	85	42	78	294	

Table 107: You are at a party at someone's house, and one of your friends offers you a drink containing alcohol. What would you say or do?





Response	6	8	10	12	Total	
Drink it	4.4	14.9	25.8	33.7	17.6	
Tell your friend, 'No thanks, I don't drink' and suggest that you and your friend go and do something else	46.0	43.1	36.3	30.1	40.1	
Just say, 'No thanks' and walk away	29.6	27.1	28.5	28.2	28.4	
Make up a good excuse, tell your friend you had something else to do, and leave	20.0	14.8	9.3	8.0	13.9	
N of Valid	2521	2270	2018	1434	8243	
N of Miss	90	79	38	68	275	

Table 108: How often do you attend religious services or activities?

Response	6	8	10	12	Total	
Never	22.8	19.4	19.0	21.9	20.8	
Rarely	22.6	22.9	24.3	26.6	23.8	
1-2 Times a Month	13.2	13.5	15.3	15.1	14.1	
About Once a Week or More	41.5	44.2	41.4	36.4	41.3	
N of Valid	2440	2249	2010	1441	8140	
N of Miss	171	100	46	61	378	

Table 109: I think sometimes it's okay to cheat at school.

Response	6	8	10	12	Total	
NO!	61.0	36.3	22.7	25.7	38.7	
no	30.4	41.2	40.2	37.2	37.0	
yes	7.4	19.3	30.6	29.8	20.3	
YES!	1.1	3.1	6.6	7.3	4.1	
N of Valid	2519	2265	2017	1428	8229	
N of Miss	92	84	39	74	289	

Table 110: It is important to think before you act.

Response	6	8	10	12	Total	
NO!	3.0	3.2	2.7	3.8	3.1	
no	2.7	3.2	2.8	2.1	2.8	
yes	26.1	38.5	41.3	36.3	35.0	
YES!	68.2	55.1	53.1	57.8	59.1	
N of Valid	2500	2253	2006	1421	8180	
N of Miss	111	96	50	81	338	

Table 111: Sometimes I think that life is not worth it.





Response	6	8	10	12	Total	
NO!	52.7	43.4	39.1	40.0	44.6	
no	20.2	22.0	25.6	26.6	23.2	
yes	18.9	22.6	23.4	23.2	21.8	
YES!	8.2	11.9	11.9	10.2	10.5	
N of Valid	2473	2244	2010	1427	8154	
N of Miss	138	105	46	75	364	

Table 112: At times I think I am no good at all.





Response	6	8	10	12	Total	
NO!	33.6	29.7	29.3	29.2	30.7	
no	23.3	22.7	24.2	23.8	23.5	
yes	30.1	31.1	32.3	32.9	31.4	
YES!	13.1	16.5	14.2	14.0	14.5	
N of Valid	2478	2244	2001	1426	8149	
N of Miss	133	105	55	76	369	

Table 113: All in all, I am inclined to think that I am a failure.





Response	6	8	10	12	Total	
NO!	50.4	42.2	40.1	39.6	43.7	
no	26.4	27.8	31.2	32.5	29.0	
yes	15.4	20.1	18.6	19.2	18.1	
YES!	7.8	9.9	10.2	8.6	9.1	
N of Valid	2470	2245	2004	1420	8139	
N of Miss	141	104	52	82	379	

Table 114: In the past year, have you felt depressed or sad MOST days, even if you felt okay sometimes?

Response	6	8	10	12	Total	
NO!	33.8	31.9	28.1	29.4	31.1	
no	20.1	20.1	22.3	23.3	21.2	
yes	29.0	27.5	27.9	28.2	28.2	
YES!	17.1	20.5	21.7	19.0	19.5	
N of Valid	2483	2251	2012	1427	8173	
N of Miss	128	98	44	75	345	

Table 115: It is all right to beat up people if they start the fight.

Response	6	8	10	12	Total	
NO!	45.9	29.8	24.0	30.5	33.4	
no	21.5	23.4	23.9	22.4	22.8	
yes	18.4	25.3	26.2	23.3	23.1	
YES!	14.1	21.5	25.9	23.8	20.7	
N of Valid	2498	2249	2008	1426	8181	
N of Miss	113	100	48	76	337	

Table 116: I think it is okay to take something without asking if you can get away with it.

Response	6	8	10	12	Total	
NO!	79.3	64.4	58.7	64.6	67.6	
no	19.0	30.9	36.5	30.8	28.6	
yes	1.3	3.8	3.3	3.5	2.9	
YES!	0.4	1.0	1.5	1.1	0.9	
N of Valid	2498	2249	2008	1426	8181	
N of Miss	113	100	48	76	337	

Table 117: Where do you get the most information about living a drug and alcohol free life? Parents/guardians





Response	6	8	10	12	Total	
All the time	55.7	52.9	52.3	50.8	53.2	
Most	18.1	22.6	22.1	21.9	21.0	
Some	13.0	13.8	14.6	15.5	14.1	
Very little	13.2	10.7	11.1	11.8	11.7	
N of Valid	2426	2227	1999	1418	8070	
N of Miss	185	122	57	84	448	

Table 118: Where do you get the most information about living a drug and alcohol free life? Friends





Response	6	8	10	12	Total	
All the time	22.9	15.7	14.9	18.2	18.1	
Most	15.8	17.2	15.5	15.6	16.1	
Some	22.3	26.7	31.0	25.7	26.3	
Very little	39.0	40.4	38.6	40.5	39.5	
N of Valid	2350	2198	1970	1409	7927	
N of Miss	261	151	86	93	591	

Table 119: Where do you get the most information about living a drug and alcohol free life? Family members





Response	6	8	10	12	Total	
All the time	50.1	43.4	40.4	39.3	43.9	
Most	19.0	22.8	24.2	21.5	21.8	
Some	15.3	18.6	20.8	21.5	18.7	
Very little	15.6	15.1	14.6	17.7	15.6	
N of Valid	2377	2199	1975	1411	7962	
N of Miss	234	150	81	91	556	



Table 120: Where do you get the most information about living a drug and alcohol free life? School





Response	6	8	10	12	Total	
All the time	65.6	56.4	49.8	47.9	56.1	
Most	16.6	21.3	23.2	22.9	20.7	
Some	8.3	13.1	18.4	18.8	13.9	
Very little	9.5	9.1	8.6	10.4	9.3	
N of Valid	2422	2211	1985	1418	8036	
N of Miss	189	138	71	84	482	

Table 121: Where do you get the most information about living a drug and alcohol free life? Internet





Response	6	8	10	12	Total	
All the time	23.0	19.9	21.4	22.8	21.7	
Most	16.5	17.9	17.8	15.1	17.0	
Some	23.5	28.9	30.0	30.5	27.9	
Very little	37.1	33.2	30.8	31.6	33.5	
N of Valid	2345	2201	1975	1408	7929	
N of Miss	266	148	81	94	589	

Table 122: Where do you get the most information about living a drug and alcohol free life? TV





Response	6	8	10	12	Total	
All the time	25.8	21.2	20.9	22.7	22.7	
Most	16.1	17.4	16.5	13.5	16.1	
Some	25.8	29.3	31.6	29.2	28.8	
Very little	32.4	32.1	31.0	34.6	32.3	
N of Valid	2367	2205	1977	1412	7961	
N of Miss	244	144	79	90	557	

Table 123: Where do you get the most information about living a drug and alcohol free life? Social media





Response	6	8	10	12	Total	
All the time	19.0	17.4	19.0	21.0	18.9	
Most	13.1	15.3	14.8	12.4	14.0	
Some	20.9	25.6	29.1	29.1	25.7	
Very little	47.1	41.7	37.1	37.5	41.4	
N of Valid	2337	2195	1968	1415	7915	
N of Miss	274	154	88	87	603	

Table 124: How much do you think people risk harming themselves (physically or in other ways) if they: smoked one or more packs of cigarettes per day?





Response	6	8	10	12	Total	
No risk	13.9	9.3	8.5	9.8	10.6	
Slight risk	8.1	8.4	8.3	8.9	8.4	
Moderate risk	17.6	19.8	19.9	21.3	19.4	
Great risk	60.5	62.4	63.3	59.9	61.6	
N of Valid	2483	2258	2011	1420	8172	
N of Miss	128	91	45	82	346	

Table 125: How much do you think people risk harming themselves (physically or in other ways) if they: try marijuana once or twice?





Response	6	8	10	12	Total	
No risk	17.0	21.4	35.4	46.0	27.8	
Slight risk	22.6	29.5	29.4	26.0	26.8	
Moderate risk	23.9	22.4	16.6	13.8	19.9	
Great risk	36.5	26.7	18.5	14.2	25.5	
N of Valid	2458	2229	1995	1406	8088	
N of Miss	153	120	61	96	430	

Table 126: How much do you think people risk harming themselves (physically or in other ways) if they: smoke marijuana once or twice a week?


Response	6	8	10	12	Total	
No risk	15.7	16.2	24.0	31.7	20.7	
Slight risk	8.5	16.1	22.4	25.7	17.0	
Moderate risk	23.9	26.4	25.8	19.6	24.3	
Great risk	51.9	41.3	27.8	23.0	38.0	
N of Valid	2448	2232	1999	1411	8090	
N of Miss	163	117	57	91	428	

Table 127: How much do you think people risk harming themselves (physically or in other ways) if they: take one or two drinks of an alcoholic beverage (beer, wine, liquor) nearly every day?

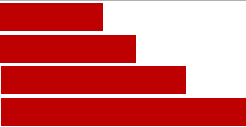
Response	6	8	10	12	Total	
No risk	15.3	12.7	13.4	16.1	14.2	
Slight risk	16.0	20.1	22.1	22.6	19.8	
Moderate risk	22.6	30.4	31.1	28.8	27.9	
Great risk	46.1	36.8	33.4	32.5	38.1	
N of Valid	2472	2252	1997	1413	8134	
N of Miss	139	97	59	89	384	

Table 128: How much do you think people risk harming themselves (physically or in other ways) if they: have five or more drinks of an alcoholic beverage once or twice a weekend?


Response	6	8	10	12	Total	
No risk	14.4	10.3	10.4	14.0	12.2	
Slight risk	9.7	11.2	15.6	16.9	12.8	
Moderate risk	21.4	28.2	28.5	31.4	26.8	
Great risk	54.5	50.4	45.5	37.8	48.2	
N of Valid	2466	2251	2008	1417	8142	
N of Miss	145	98	48	85	376	

Table 129: How much do you think people risk harming themselves (physically or in other ways) if they: use prescription drugs that are not prescribed to them?


Response	6	8	10	12	Total	
No risk	13.8	9.0	7.5	9.2	10.1	
Slight risk	4.6	6.8	8.6	7.8	6.8	
Moderate risk	15.9	20.6	20.1	20.3	19.0	
Great risk	65.7	63.6	63.7	62.7	64.1	
N of Valid	2461	2247	2006	1416	8130	
N of Miss	150	102	50	86	388	

Table 130: How much do you think people risk harming themselves (physically or in other ways) if they: use non-prescription drugs to get high?


Response	6	8	10	12	Total	
No risk	13.7	8.5	7.3	9.3	9.9	
Slight risk	4.0	5.4	6.5	5.7	5.3	
Moderate risk	14.1	19.6	18.8	17.3	17.3	
Great risk	68.2	66.6	67.3	67.8	67.5	
N of Valid	2462	2243	2004	1414	8123	
N of Miss	149	106	52	88	395	

Table 131: How much do you think people risk harming themselves (physically or in other ways) if they: use e-cigarettes, e-cigars, or e-hookahs?


Response	6	8	10	12	Total	
No risk	14.4	12.4	13.7	16.6	14.1	
Slight risk	10.7	19.4	23.7	27.7	19.3	
Moderate risk	18.5	26.5	27.1	24.2	23.8	
Great risk	56.3	41.6	35.4	31.5	42.8	
N of Valid	2457	2234	1996	1405	8092	
N of Miss	154	115	60	97	426	

Table 132: Have you ever used smokeless tobacco (chew, snuff, plug, dipping tobacco, or chewing tobacco)?

Response	6	8	10	12	Total	
Never	95.6	91.7	87.9	83.1	90.5	
Once or Twice	3.7	5.9	7.1	8.7	6.0	
Once in a while but not regularly	0.5	1.6	2.2	3.1	1.7	
Regularly in the past	0.1	0.7	2.0	3.3	1.3	
Regularly now	0.1	0.1	0.8	1.9	0.6	
N of Valid	2461	2209	1965	1395	8030	
N of Miss	150	140	91	107	488	

Table 133: How often have you used smokeless tobacco during the past 30 days?

Response	6	8	10	12	Total	
Not at all	99.3	97.5	95.2	94.1	96.9	
Once or twice	0.5	1.5	2.8	2.3	1.6	
Once or twice per week	0.1	0.5	0.4	1.1	0.5	
Three to five times per week	0.1	0.3	0.3	0.4	0.2	
About once a day	0.0	0.0	0.3	0.5	0.2	
More than once a day	0.0	0.2	1.0	1.6	0.6	
N of Valid	2441	2198	1977	1394	8010	
N of Miss	170	151	79	108	508	

Table 134: Have you ever smoked cigarettes?

Response	6	8	10	12	Total	
Never	93.0	87.1	80.5	72.2	84.7	
Once or Twice	5.6	8.7	11.8	14.4	9.5	
Once in a while but not regularly	0.9	2.0	3.7	6.1	2.8	
Regularly in the past	0.5	1.5	2.7	5.2	2.1	
Regularly now	0.1	0.6	1.2	2.1	0.9	
N of Valid	2447	2200	1977	1392	8016	
N of Miss	164	149	79	110	502	

Table 135: How frequently have you smoked cigarettes during the past 30 days?

Response	6	8	10	12	Total	
Not at all	99.1	97.4	95.0	91.3	96.3	
Less than one cigarette per day	0.6	1.6	3.1	5.5	2.3	
One to five cigarettes per day	0.1	0.5	1.2	1.4	0.7	
About one-half pack per day	0.0	0.2	0.4	0.9	0.3	
About one pack per day	0.1	0.1	0.2	0.4	0.2	
About one and one-half packs per day	0.0	0.0	0.1	0.2	0.1	
Two packs or more per day	0.1	0.2	0.1	0.1	0.1	
N of Valid	2454	2210	1977	1395	8036	
N of Miss	157	139	79	107	482	

Table 136: Which statement best describes rules about smoking inside your home or your family cars?

Response	6	8	10	12	Total	
Smoking is not allowed anywhere inside your home or cars	60.1	60.5	63.3	66.6	62.2	
Smoking is allowed in some places and at some times or in some cars	10.0	12.8	10.9	9.8	11.0	
Smoking is allowed anywhere inside the home or cars	3.8	4.1	5.0	4.3	4.3	
There are no rules about smoking inside the home or cars	2.8	4.7	5.7	4.7	4.4	
I don't know	23.2	17.9	15.1	14.6	18.2	
N of Valid	2440	2212	1986	1405	8043	
N of Miss	171	137	70	97	475	

Table 137: Have you ever used e-cigarettes, e-cigars, or e-hookahs (vaping)?

Response	6	8	10	12	Total	
Never	91.5	77.2	64.0	54.1	74.3	
Once or Twice	5.9	11.0	12.8	13.9	10.4	
Once in a while but not regularly	1.4	5.5	9.1	9.1	5.8	
Regularly in the past	0.8	3.4	6.6	9.9	4.5	
Regularly now	0.5	3.0	7.5	12.9	5.0	
N of Valid	2440	2198	1979	1391	8008	
N of Miss	171	151	77	111	510	

Table 138: How frequently have you used e-cigarettes, e-cigars, or e-hookahs (vaping)?








Response	6	8	10	12	Total	
Not at all	97.2	89.0	78.2	69.0	85.3	
Less than 10 puffs per day	2.3	6.5	10.3	13.1	7.3	
10 to 50 puffs per day	0.2	2.8	6.8	11.0	4.4	
About one-half cartomiser per day	0.2	0.6	2.4	3.6	1.4	
About one cartomiser per day	0.0	0.6	1.4	2.5	0.9	
About one and one-half cartomisers per day	0.0	0.3	0.4	0.4	0.3	
Two cartomisers or more per day	0.0	0.2	0.6	0.5	0.3	
N of Valid	2422	2181	1978	1395	7976	
N of Miss	189	168	78	107	542	

Table 139: During this school year, were you taught in any of your classes about the dangers of tobacco use?






Response	6	8	10	12	Total	
Never	21.2	23.8	28.0	35.4	26.1	
Rarely	12.5	18.3	20.4	18.8	17.1	
Sometimes	20.8	26.0	24.0	24.7	23.7	
Often	23.6	19.2	17.0	12.5	18.8	
Almost always	21.9	12.6	10.6	8.6	14.2	
N of Valid	2448	2215	1984	1400	8047	
N of Miss	163	134	72	102	471	

Table 140: During the past 12 months, have you participated in any community activities to discourage people your age from using cigarettes, chewing tobacco, snuff, dip or cigars, e-cigarettes, e-cigars, or e-hookahs?






Response	6	8	10	12	Total	
Never	58.2	65.4	64.3	68.2	63.5	
Rarely	13.7	14.2	15.3	14.6	14.4	
Sometimes	11.9	11.4	10.9	9.4	11.1	
Often	8.8	5.2	5.3	4.8	6.2	
Almost always	7.4	3.8	4.2	3.0	4.9	
N of Valid	2409	2209	1977	1392	7987	
N of Miss	202	140	79	110	531	

Table 141: Think back over the last two weeks. How many times have you had five or more alcoholic drinks in a row?







Response	6	8	10	12	Total	
None	98.3	95.4	89.8	82.8	92.7	
Once	1.1	2.3	4.1	6.9	3.1	
Twice	0.3	1.1	2.5	4.3	1.8	
3-5 times	0.1	0.6	2.0	3.8	1.3	
6-9 times	0.0	0.2	0.7	0.9	0.4	
10 or more times	0.2	0.5	0.9	1.4	0.6	
N of Valid	2435	2173	1959	1384	7951	
N of Miss	176	176	97	118	567	

Table 142: During the past 30 days, how many times did you ride in a car or other vehicle driven by someone who had been drinking alcohol or using drugs to get high?






Response	6	8	10	12	Total	
0 times	90.3	89.4	85.5	86.5	88.2	
1 time	4.8	4.5	5.6	5.0	5.0	
2 or 3 times	2.3	3.4	5.7	4.9	3.9	
4 or 5 times	0.9	0.8	1.1	1.0	0.9	
6 or more times	1.7	2.0	2.1	2.6	2.0	
N of Valid	2440	2196	1974	1384	7994	
N of Miss	171	153	82	118	524	

Table 143: During the past 30 days, how many times did you drive a car or other vehicle when you had been drinking alcohol or using drugs to get high?







Response	6	8	10	12	Total	
I did not drive a car in the past 30 days	50.0	54.7	40.8	25.5	44.7	
0 times	48.5	43.7	54.7	67.7	52.1	
1 time	0.6	0.5	1.7	2.5	1.2	
2 or 3 times	0.4	0.4	1.7	2.0	1.0	
4 or 5 times	0.1	0.3	0.5	0.7	0.4	
6 or more times	0.3	0.3	0.6	1.5	0.6	
N of Valid	2411	2182	1972	1392	7957	
N of Miss	200	167	84	110	561	



Table 144: If you drank alcohol (not just a sip or taste) in the past year, where did you usually drink it?











Response	6	8	10	12	Total	
I did not drink alcohol in the past year	94.4	85.4	70.8	56.9	79.6	
At my home	3.1	6.0	11.2	13.2	7.7	
At someone else's home	1.5	6.4	14.4	24.7	10.1	
At an open area like a park, beach, field, back road, woods, or a street corner	0.3	0.9	1.3	2.3	1.1	
At a sporting event or concert	0.2	0.1	0.3	0.4	0.2	
At a restaurant, bar, or a nightclub	0.3	0.4	0.6	0.5	0.4	
At an empty building or a construction site	0.0	0.0	0.2	0.2	0.1	
At a hotel/motel	0.0	0.4	0.6	0.6	0.4	
An a car	0.1	0.1	0.6	0.9	0.4	
At school	0.0	0.2	0.2	0.4	0.2	
N of Valid	2397	2183	1958	1377	7915	
N of Miss	214	166	98	125	603	

Table 145: How do you feel about someone your age having one or two drinks of an alcoholic beverage nearly every day?





Response	6	8	10	12	Total	
Neither approve nor disapprove	17.9	24.9	32.3	38.0	26.9	
Somewhat disapprove	6.9	14.0	17.9	21.0	14.0	
Strongly disapprove	61.1	49.5	36.6	31.5	46.7	
Don't know or can't say	14.1	11.6	13.2	9.5	12.4	
N of Valid	2424	2195	1981	1393	7993	
N of Miss	187	154	75	109	525	

Table 146: On how many occasions have you had alcoholic beverages (beer, wine or hard liquor) to drink in your lifetime - more than just a few sips?






Response	6	8	10	12	Total	
0	91.4	80.7	65.3	54.1	75.5	
1-2	6.3	9.7	15.0	12.4	10.4	
3-5	0.9	5.1	7.0	9.6	5.1	
6-9	0.5	1.7	3.6	6.0	2.6	
10+	0.9	2.9	9.0	17.9	6.4	
N of Valid	2431	2192	1979	1389	7991	
N of Miss	180	157	77	113	527	

Table 147: On how many occasions have you drunk one of more drinks of an alcoholic beverage during the past 30 days?


Response	6	8	10	12	Total	
0	98.8	94.8	86.4	77.6	91.0	
1-2	0.9	3.6	7.6	12.5	5.3	
3-5	0.2	1.0	2.9	5.0	1.9	
6-9	0.0	0.2	1.0	1.8	0.6	
10+	0.1	0.4	2.2	3.1	1.2	
N of Valid	2422	2187	1975	1387	7971	
N of Miss	189	162	81	115	547	

Table 148: On how many occasions have you used marijuana (grass, pot) or hashish (hash, hash oil) in your lifetime?


Response	6	8	10	12	Total	
0	98.6	92.9	82.5	73.7	88.7	
1-2	0.7	3.2	6.6	7.6	4.0	
3-5	0.2	1.5	2.8	4.8	2.0	
6-9	0.1	0.5	1.6	2.0	0.9	
10+	0.4	2.0	6.6	11.9	4.3	
N of Valid	2419	2186	1977	1383	7965	
N of Miss	192	163	79	119	553	

Table 149: On how many occasions have you used marijuana (grass, pot) or hashish (hash, hash oil) during the past 30 days?


Response	6	8	10	12	Total	
0	99.5	96.9	93.2	88.5	95.3	
1-2	0.3	1.6	2.7	3.8	1.8	
3-5	0.1	0.7	0.9	1.9	0.8	
6-9	0.0	0.2	0.7	0.8	0.4	
10+	0.1	0.6	2.5	5.0	1.7	
N of Valid	2412	2188	1975	1386	7961	
N of Miss	199	161	81	116	557	

Table 150: On how many occasions have you used LSD or other psychedelics in your lifetime?






Response	6	8	10	12	Total	
0	99.7	99.4	98.6	97.2	98.9	
1-2	0.2	0.4	0.9	1.7	0.7	
3-5	0.1	0.0	0.1	0.5	0.2	
6-9	0.0	0.0	0.1	0.3	0.1	
10+	0.0	0.1	0.3	0.3	0.2	
N of Valid	2399	2188	1975	1388	7950	
N of Miss	212	161	81	114	568	

Table 151: On how many occasions have you used LSD or other psychedelics during the past 30 days?





Response	6	8	10	12	Total	
0	99.9	99.7	99.3	99.2	99.6	
1-2	0.0	0.2	0.4	0.6	0.3	
3-5	0.0	0.0	0.1	0.1	0.1	
6-9	0.0	0.0	0.0	0.0	0.0	
10+	0.0	0.0	0.2	0.1	0.1	
N of Valid	2397	2183	1973	1387	7940	
N of Miss	214	166	83	115	578	

Table 152: On how many occasions have you used cocaine or crack in your lifetime?






Response	6	8	10	12	Total	
0	99.5	99.5	99.2	97.9	99.1	
1-2	0.3	0.3	0.5	1.1	0.5	
3-5	0.0	0.0	0.1	0.7	0.2	
6-9	0.1	0.1	0.0	0.1	0.1	
10+	0.1	0.1	0.2	0.2	0.2	
N of Valid	2424	2184	1975	1388	7971	
N of Miss	187	165	81	114	547	

Table 153: On how many occasions have you used cocaine or crack during the past 30 days?


Response	6	8	10	12	Total	
0	99.9	99.8	99.6	99.8	99.8	
1-2	0.0	0.1	0.2	0.1	0.1	
3-5	0.0	0.0	0.0	0.1	0.0	
6-9	0.0	0.0	0.1	0.1	0.0	
10+	0.0	0.1	0.2	0.0	0.1	
N of Valid	2414	2181	1971	1385	7951	
N of Miss	197	168	85	117	567	

Table 154: On how many occasions have you sniffed glue, breathed the contents of an aerosol spray can, or inhaled other gases or sprays, in order to get high in your lifetime?


Response	6	8	10	12	Total	
0	95.2	93.8	95.4	97.3	95.2	
1-2	2.8	3.6	2.9	1.7	2.8	
3-5	0.9	1.2	0.9	0.4	0.9	
6-9	0.5	0.3	0.2	0.1	0.3	
10+	0.7	1.1	0.7	0.4	0.7	
N of Valid	2415	2185	1972	1387	7959	
N of Miss	196	164	84	115	559	

Table 155: On how many occasions have you sniffed glue, breathed the contents of an aerosol spray can, or inhaled other gases or sprays, in order to get high during the past 30 days?


Response	6	8	10	12	Total	
0	97.5	97.7	98.6	99.6	98.2	
1-2	1.8	1.6	1.0	0.3	1.3	
3-5	0.3	0.3	0.3	0.1	0.3	
6-9	0.2	0.2	0.1	0.0	0.1	
10+	0.1	0.3	0.1	0.0	0.2	
N of Valid	2403	2175	1967	1381	7926	
N of Miss	208	174	89	121	592	

Table 156: On how many occasions have you used Pegaramide (peg, Peggy, etc.) in your lifetime?


Response	6	8	10	12	Total	
0	100.0	100.0	100.0	100.0	100.0	
1-2	0.0	0.0	0.0	0.0	0.0	
3-5	0.0	0.0	0.0	0.0	0.0	
6-9	0.0	0.0	0.0	0.0	0.0	
10+	0.0	0.0	0.0	0.0	0.0	
N of Valid	2394	2186	1974	1385	7939	
N of Miss	217	163	82	117	579	

Table 157: On how many occasions have you used Pegaramide (peg, Peggy, etc.) during the past 30 days?


Response	6	8	10	12	Total	
0	100.0	100.0	100.0	100.0	100.0	
1-2	0.0	0.0	0.0	0.0	0.0	
3-5	0.0	0.0	0.0	0.0	0.0	
6-9	0.0	0.0	0.0	0.0	0.0	
10+	0.0	0.0	0.0	0.0	0.0	
N of Valid	2388	2182	1972	1385	7927	
N of Miss	223	167	84	117	591	

Table 158: On how many occasions have you used synthetic marijuana (K2, spice) in your lifetime?






Response	6	8	10	12	Total	
0	99.5	98.7	97.6	97.0	98.4	
1-2	0.3	0.8	1.5	1.7	1.0	
3-5	0.1	0.1	0.5	0.4	0.3	
6-9	0.0	0.0	0.2	0.2	0.1	
10+	0.0	0.3	0.3	0.7	0.3	
N of Valid	2411	2186	1976	1383	7956	
N of Miss	200	163	80	119	562	

Table 159: On how many occasions have you used synthetic marijuana (K2, spice) during the past 30 days?


Response	6	8	10	12	Total	
0	99.9	99.4	99.3	99.4	99.5	
1-2	0.1	0.5	0.5	0.4	0.3	
3-5	0.0	0.1	0.1	0.1	0.1	
6-9	0.0	0.0	0.1	0.0	0.0	
10+	0.0	0.0	0.1	0.1	0.1	
N of Valid	2405	2183	1971	1386	7945	
N of Miss	206	166	85	116	573	

Table 160: On how many occasions have you used methamphetamines (meth, speed, crank, crystal meth) in your lifetime?


Response	6	8	10	12	Total	
0	99.7	99.5	99.5	99.1	99.5	
1-2	0.1	0.3	0.3	0.5	0.3	
3-5	0.1	0.0	0.2	0.1	0.1	
6-9	0.0	0.1	0.1	0.0	0.0	
10+	0.0	0.0	0.0	0.3	0.1	
N of Valid	2417	2185	1975	1386	7963	
N of Miss	194	164	81	116	555	

Table 161: On how many occasions have you used methamphetamines (meth, speed, crank, crystal meth) in the past 30 days?


Response	6	8	10	12	Total	
0	100.0	99.9	99.7	99.8	99.9	
1-2	0.0	0.0	0.1	0.1	0.1	
3-5	0.0	0.0	0.1	0.0	0.0	
6-9	0.0	0.0	0.1	0.0	0.0	
10+	0.0	0.0	0.0	0.1	0.0	
N of Valid	2410	2185	1970	1383	7948	
N of Miss	201	164	86	119	570	

Table 162: On how many occasions have you used other chemical products (bath salts, plant food, etc.) in your lifetime?






Response	6	8	10	12	Total	
0	98.0	97.9	99.4	99.8	98.6	
1-2	1.4	1.2	0.3	0.1	0.8	
3-5	0.3	0.3	0.1	0.0	0.2	
6-9	0.0	0.2	0.1	0.0	0.1	
10+	0.3	0.5	0.2	0.1	0.3	
N of Valid	2398	2181	1971	1385	7935	
N of Miss	213	168	85	117	583	

Table 163: On how many occasions have you used other chemical products (bath salts, plant food, etc.) during the past 30 days?






Response	6	8	10	12	Total	
0	98.8	99.4	99.5	99.9	99.3	
1-2	1.0	0.4	0.4	0.0	0.5	
3-5	0.2	0.0	0.0	0.1	0.1	
6-9	0.0	0.1	0.0	0.0	0.0	
10+	0.0	0.1	0.1	0.0	0.1	
N of Valid	2399	2179	1973	1382	7933	
N of Miss	212	170	83	120	585	

Table 164: On how many occasions have you used heroin or other opiates in your lifetime?






Response	6	8	10	12	Total	
0	99.8	99.8	99.2	98.6	99.4	
1-2	0.2	0.1	0.3	0.6	0.3	
3-5	0.0	0.0	0.2	0.4	0.1	
6-9	0.0	0.0	0.1	0.1	0.0	
10+	0.1	0.0	0.3	0.2	0.2	
N of Valid	2405	2180	1970	1386	7941	
N of Miss	206	169	86	116	577	

Table 165: On how many occasions have you used heroin or other opiates during the past 30 days?


Response	6	8	10	12	Total	
0	99.9	99.9	99.7	99.9	99.8	
1-2	0.0	0.0	0.2	0.0	0.1	
3-5	0.0	0.0	0.0	0.1	0.0	
6-9	0.0	0.0	0.1	0.0	0.0	
10+	0.0	0.0	0.1	0.0	0.0	
N of Valid	2378	2161	1951	1363	7853	
N of Miss	233	188	105	139	665	

Table 166: On how many occasions have you used MDMA ('X', 'E', or ecstasy) in your lifetime?


Response	6	8	10	12	Total	
0	99.8	99.3	98.8	97.2	98.9	
1-2	0.2	0.5	0.9	1.5	0.7	
3-5	0.0	0.0	0.1	0.5	0.1	
6-9	0.0	0.1	0.1	0.2	0.1	
10+	0.0	0.1	0.2	0.6	0.2	
N of Valid	2372	2177	1964	1381	7894	
N of Miss	239	172	92	121	624	

Table 167: On how many occasions have you used MDMA ('X', 'E', or ecstasy) during the past 30 days?


Response	6	8	10	12	Total	
0	99.9	99.7	99.6	99.2	99.7	
1-2	0.0	0.2	0.1	0.5	0.2	
3-5	0.0	0.0	0.1	0.2	0.1	
6-9	0.0	0.0	0.1	0.0	0.0	
10+	0.0	0.0	0.1	0.1	0.1	
N of Valid	2362	2170	1960	1380	7872	
N of Miss	249	179	96	122	646	



Table 168: On how many occasions have you taken prescription drugs (such as Valium, Xanax, Ritalin, Adderall, OxyContin, Tramadol, or sleeping pills) not prescribed to you in your lifetime?






Response	6	8	10	12	Total	
0	95.8	94.8	92.5	91.3	93.9	
1-2	2.0	2.8	3.6	2.9	2.8	
3-5	0.8	1.0	1.6	2.6	1.4	
6-9	0.2	0.7	0.8	0.9	0.6	
10+	1.2	0.8	1.5	2.3	1.3	
N of Valid	2400	2182	1971	1383	7936	
N of Miss	211	167	85	119	582	

Table 169: On how many occasions have you taken prescription drugs (such as Valium, Xanax, Ritalin, Adderall, OxyContin, Tramadol, or sleeping pills) not prescribed to you during the past 30 days?






Response	6	8	10	12	Total	
0	97.7	97.4	97.0	96.5	97.2	
1-2	1.4	1.8	1.9	2.2	1.8	
3-5	0.2	0.4	0.6	0.7	0.4	
6-9	0.1	0.2	0.2	0.2	0.2	
10+	0.6	0.2	0.4	0.4	0.4	
N of Valid	2393	2181	1968	1382	7924	
N of Miss	218	168	88	120	594	

Table 170: On how many occasions have you taken non-prescription medicines such as diet pills (for example, Dietac, Dexatrim or Prolamine), stay-awake pills (for example No-Doz, Vivarin, or Wake), or cough or cold medicines (robos, DXM, etc.) to get high in your lifetime?






Response	6	8	10	12	Total	
0	99.0	97.8	98.0	97.3	98.1	
1-2	0.6	1.2	0.7	1.3	0.9	
3-5	0.1	0.3	0.6	0.7	0.4	
6-9	0.0	0.2	0.3	0.4	0.2	
10+	0.2	0.4	0.5	0.3	0.3	
N of Valid	2396	2178	1970	1384	7928	
N of Miss	215	171	86	118	590	

Table 171: On how many occasions have you taken non-prescription medicines such as diet pills (for example, Dietac, Dexatrim or Prolamine), stay-awake pills (for example No-Doz, Vivarin, or Wake), or cough or cold medicines (robos, DXM, etc.) to get high during the past 30 days?






Response	6	8	10	12	Total	
0	99.5	99.0	99.1	98.9	99.2	
1-2	0.4	0.5	0.5	0.9	0.5	
3-5	0.0	0.2	0.2	0.1	0.2	
6-9	0.0	0.1	0.1	0.0	0.0	
10+	0.0	0.1	0.2	0.1	0.1	
N of Valid	2384	2180	1969	1380	7913	
N of Miss	227	169	87	122	605	

Table 172: On how many occasions have you been drunk or very high from drinking alcoholic beverages during the past 30 days?






Response	6	8	10	12	Total	
0	99.7	97.4	91.9	87.2	95.0	
1-2	0.3	1.7	4.3	7.3	2.9	
3-5	0.0	0.6	1.6	2.5	1.0	
6-9	0.0	0.1	0.6	1.1	0.4	
10+	0.0	0.1	1.6	1.9	0.8	
N of Valid	2395	2174	1959	1379	7907	
N of Miss	216	175	97	123	611	

Table 173: On how many occasions have you drunk flavored alcoholic beverages, sometimes called 'alcopops' (like Mike's Hard Lemonade, Smirnoff Ice, Bacardi Breezers, etc.) in your lifetime?






Response	6	8	10	12	Total	
0	96.7	90.1	80.2	69.8	86.1	
1-2	2.5	5.2	7.2	7.6	5.3	
3-5	0.5	2.4	4.8	6.5	3.1	
6-9	0.2	0.9	2.6	4.5	1.7	
10+	0.2	1.5	5.2	11.6	3.8	
N of Valid	2395	2180	1972	1379	7926	
N of Miss	216	169	84	123	592	

Table 174: On how many occasions have you drunk flavored alcoholic beverages, sometimes called 'alcopops' (like Mike's Hard Lemonade, Smirnoff Ice, Bacardi Breezers, etc.) during the past 30 days?






Response	6	8	10	12	Total	
0	99.5	96.4	91.4	85.9	94.3	
1-2	0.4	2.4	4.3	7.5	3.2	
3-5	0.1	0.9	2.8	3.8	1.6	
6-9	0.0	0.1	0.7	1.3	0.4	
10+	0.0	0.2	0.8	1.4	0.5	
N of Valid	2395	2186	1966	1385	7932	
N of Miss	216	163	90	117	586	

Table 175: If you smoked cigarettes (not just a puff or drag) in the past year, how did you usually get them?













Response	6	8	10	12	Total	
I did not smoke cigarettes in the past year	95.7	93.4	89.4	82.5	91.2	
I bought them myself with a fake ID	0.0	0.1	0.1	0.1	0.1	
I bought them myself without a fake ID	0.0	0.1	0.5	2.4	0.6	
I got them from someone I know age 18 or older	0.6	1.2	4.1	8.1	3.0	
I got them from someone I know under age 18	0.3	0.8	1.1	1.2	0.8	
I got them from my brother or sister	0.1	0.2	0.1	0.4	0.2	
I got them from home with my parents' permission	0.0	0.1	0.6	0.6	0.3	
I got them from home without my parents' permission	0.5	1.3	1.3	0.5	0.9	
I got them from another relative	0.5	0.6	0.3	0.4	0.5	
A stranger bought them for me	0.1	0.2	0.3	0.5	0.2	
I took them from a store or shop	0.1	0.0	0.1	0.1	0.1	
Other	2.0	1.9	2.3	3.2	2.3	
N of Valid	2352	2133	1954	1353	7792	
N of Miss	259	216	102	149	726	

Table 176: If you used e-cigarettes, e-cigars, or e-hookahs (not just a puff or drag) in the past year, how did you usually get them? - I did not use e-cigarettes, e-cigars, or e-hookahs in the past year



Response	6	8	10	12	Total	
No	4.1	13.8	24.0	32.3	16.7	
Yes	95.9	86.2	76.0	67.7	83.3	
N of Valid	2318	2122	1942	1345	7727	
N of Miss	0	0	0	0	0	

Table 177: If you used e-cigarettes, e-cigars, or e-hookahs (not just a puff or drag) in the past year, how did you usually get them? - I bought them in a store such as a convenience store, supermarket, discount store, or gas station



Response	6	8	10	12	Total	
No	99.5	99.4	98.3	93.6	98.2	
Yes	0.5	0.6	1.7	6.4	1.8	
N of Valid	2318	2122	1942	1345	7727	
N of Miss	0	0	0	0	0	

Table 178: If you used e-cigarettes, e-cigars, or e-hookahs (not just a puff or drag) in the past year, how did you usually get them? - I got them on the Internet



Response	6	8	10	12	Total	
No	99.4	98.9	99.5	99.0	99.2	
Yes	0.6	1.1	0.5	1.0	0.8	
N of Valid	2318	2122	1942	1345	7727	
N of Miss	0	0	0	0	0	

Table 179: If you used e-cigarettes, e-cigars, or e-hookahs (not just a puff or drag) in the past year, how did you usually get them? - I got them at a store that sells electronic cigarettes, such as a "vape shop"



Response	6	8	10	12	Total	
No	99.8	99.0	98.8	97.2	98.9	
Yes	0.2	1.0	1.2	2.8	1.1	
N of Valid	2318	2122	1942	1345	7727	
N of Miss	0	0	0	0	0	

Table 180: If you used e-cigarettes, e-cigars, or e-hookahs (not just a puff or drag) in the past year, how did you usually get them? - I got them from a family member



Response	6	8	10	12	Total	
No	98.4	96.2	96.0	96.1	96.8	
Yes	1.6	3.8	4.0	3.9	3.2	
N of Valid	2318	2122	1942	1345	7727	
N of Miss	0	0	0	0	0	

Table 181: If you used e-cigarettes, e-cigars, or e-hookahs (not just a puff or drag) in the past year, how did you usually get them? - I got them from a friend



Response	6	8	10	12	Total	
No	98.2	90.9	82.8	80.8	89.3	
Yes	1.8	9.1	17.2	19.2	10.7	
N of Valid	2318	2122	1942	1345	7727	
N of Miss	0	0	0	0	0	

Table 182: If you used e-cigarettes, e-cigars, or e-hookahs (not just a puff or drag) in the past year, how did you usually get them? - A stranger got them for me



Response	6	8	10	12	Total	
No	99.8	99.5	98.9	98.7	99.3	
Yes	0.2	0.5	1.1	1.3	0.7	
N of Valid	2318	2122	1942	1345	7727	
N of Miss	0	0	0	0	0	

Table 183: If you used e-cigarettes, e-cigars, or e-hookahs (not just a puff or drag) in the past year, how did you usually get them? - I took them from a store or shop



Response	6	8	10	12	Total	
No	99.8	99.6	99.9	99.9	99.8	
Yes	0.2	0.4	0.1	0.1	0.2	
N of Valid	2318	2122	1942	1345	7727	
N of Miss	0	0	0	0	0	

Table 184: If you used e-cigarettes, e-cigars, or e-hookahs (not just a puff or drag) in the past year, how did you usually get them? - I got them some other way



Response	6	8	10	12	Total	
No	98.6	96.9	95.7	96.2	97.0	
Yes	1.4	3.1	4.3	3.8	3.0	
N of Valid	2318	2122	1942	1345	7727	
N of Miss	0	0	0	0	0	

Table 185: If you used marijuana (grass, pot) (not just a puff or drag) in the past year, how did you usually get it? - I did not use marijuana (grass, pot) in the past year



Response	6	8	10	12	Total	
No	2.5	6.8	15.9	23.6	10.7	
Yes	97.5	93.2	84.1	76.4	89.3	
N of Valid	2299	2119	1934	1343	7695	
N of Miss	0	0	0	0	0	

Table 186: If you used marijuana (grass, pot) (not just a puff or drag) in the past year, how did you usually get it? - I bought it myself



Response	6	8	10	12	Total	
No	99.3	98.2	94.7	90.6	96.3	
Yes	0.7	1.8	5.3	9.4	3.7	
N of Valid	2299	2119	1934	1343	7695	
N of Miss	0	0	0	0	0	

Table 187: If you used marijuana (grass, pot) (not just a puff or drag) in the past year, how did you usually get it? - I got it from someone at school



Response	6	8	10	12	Total	
No	99.8	98.7	97.0	96.9	98.3	
Yes	0.2	1.3	3.0	3.1	1.7	
N of Valid	2299	2119	1934	1343	7695	
N of Miss	0	0	0	0	0	

Table 188: If you used marijuana (grass, pot) (not just a puff or drag) in the past year, how did you usually get it? - I got it from someone with a medical marijuana card



Response	6	8	10	12	Total	
No	99.9	99.4	99.3	98.4	99.4	
Yes	0.1	0.6	0.7	1.6	0.6	
N of Valid	2299	2119	1934	1343	7695	
N of Miss	0	0	0	0	0	

Table 189: If you used marijuana (grass, pot) (not just a puff or drag) in the past year, how did you usually get it? - I got it from my brother or sister



Response	6	8	10	12	Total	
No	99.7	98.8	98.9	98.8	99.1	
Yes	0.3	1.2	1.1	1.2	0.9	
N of Valid	2299	2119	1934	1343	7695	
N of Miss	0	0	0	0	0	

Table 190: If you used marijuana (grass, pot) (not just a puff or drag) in the past year, how did you usually get it? - I got it from another relative



Response	6	8	10	12	Total	
No	99.6	98.6	97.2	97.8	98.4	
Yes	0.4	1.4	2.8	2.2	1.6	
N of Valid	2299	2119	1934	1343	7695	
N of Miss	0	0	0	0	0	

Table 191: If you used marijuana (grass, pot) (not just a puff or drag) in the past year, how did you usually get it? - Other



Response	6	8	10	12	Total	
No	98.2	96.3	92.9	89.0	94.7	
Yes	1.8	3.7	7.1	11.0	5.3	
N of Valid	2299	2119	1934	1343	7695	
N of Miss	0	0	0	0	0	

Table 192: If you drank alcohol (not just a sip or taste) in the past year, how did you usually get it?

Response	6	8	10	12	Total	
I did not drink alcohol in the past year	95.2	85.8	72.4	59.1	80.6	
I bought it myself with a fake ID	0.1	0.2	0.4	0.5	0.3	
I bought it myself without a fake ID	0.0	0.0	0.1	0.4	0.1	
I got it from someone I know age 21 or older	0.6	2.0	8.0	17.8	5.8	
I got it from someone I know under age 21	0.2	1.5	3.1	5.5	2.2	
I got it from my brother or sister	0.2	0.6	0.9	1.0	0.6	
I got it from home with my parents' permission	1.0	2.7	4.0	4.8	2.9	
I got it from home without my parents' permission	0.6	2.6	3.7	2.0	2.1	
I got it from another relative	0.4	1.1	2.1	1.9	1.3	
A stranger bought it for me	0.0	0.2	0.2	1.0	0.3	
I took it from a store or shop	0.0	0.0	0.0	0.0	0.0	
Other	1.6	3.3	5.1	6.0	3.7	
N of Valid	2316	2132	1945	1351	7744	
N of Miss	295	217	111	151	774	

Table 193: If you used prescription drugs or over the counter drugs without a doctor telling you to use it or for the purpose of getting high, where did you get these drugs? - Did not use

Response	6	8	10	12	Total	
No	1.3	2.4	3.8	5.7	3.0	
Yes	98.7	97.6	96.2	94.3	97.0	
N of Valid	2321	2128	1952	1349	7750	
N of Miss	0	0	0	0	0	



Table 194: If you used prescription drugs or over the counter drugs without a doctor telling you to use it or for the purpose of getting high, where did you get these drugs? -  
Bought or took from store or shop



Response	6	8	10	12	Total	
No	99.6	99.5	99.7	99.3	99.5	
Yes	0.4	0.5	0.3	0.7	0.5	
N of Valid	2321	2128	1952	1349	7750	
N of Miss	0	0	0	0	0	

Table 195: If you used prescription drugs or over the counter drugs without a doctor telling you to use it or for the purpose of getting high, where did you get these drugs? -  
Got from parents with permission



Response	6	8	10	12	Total	
No	99.7	99.4	99.2	99.0	99.4	
Yes	0.3	0.6	0.8	1.0	0.6	
N of Valid	2321	2128	1952	1349	7750	
N of Miss	0	0	0	0	0	

Table 196: If you used prescription drugs or over the counter drugs without a doctor telling you to use it or for the purpose of getting high, where did you get these drugs? -  
Got from home without permission



Response	6	8	10	12	Total	
No	99.6	99.2	99.1	98.4	99.1	
Yes	0.4	0.8	0.9	1.6	0.9	
N of Valid	2321	2128	1952	1349	7750	
N of Miss	0	0	0	0	0	

Table 197: If you used prescription drugs or over the counter drugs without a doctor telling you to use it or for the purpose of getting high, where did you get these drugs? -  
Got from relative with permission



Response	6	8	10	12	Total	
No	99.7	99.7	99.3	99.3	99.5	
Yes	0.3	0.3	0.7	0.7	0.5	
N of Valid	2321	2128	1952	1349	7750	
N of Miss	0	0	0	0	0	

Table 198: If you used prescription drugs or over the counter drugs without a doctor telling you to use it or for the purpose of getting high, where did you get these drugs? -  
Got from relative without permission



Response	6	8	10	12	Total	
No	99.8	99.8	99.4	99.6	99.7	
Yes	0.2	0.2	0.6	0.4	0.3	
N of Valid	2321	2128	1952	1349	7750	
N of Miss	0	0	0	0	0	

Table 199: If you used prescription drugs or over the counter drugs without a doctor telling you to use it or for the purpose of getting high, where did you get these drugs? -  
Got from friend's home with permission



Response	6	8	10	12	Total	
No	99.9	99.8	99.4	99.6	99.7	
Yes	0.1	0.2	0.6	0.4	0.3	
N of Valid	2321	2128	1952	1349	7750	
N of Miss	0	0	0	0	0	

Table 200: If you used prescription drugs or over the counter drugs without a doctor telling you to use it or for the purpose of getting high, where did you get these drugs? -  
Got from friend's home without permission



Response	6	8	10	12	Total	
No	99.9	99.8	99.8	99.7	99.8	
Yes	0.1	0.2	0.2	0.3	0.2	
N of Valid	2321	2128	1952	1349	7750	
N of Miss	0	0	0	0	0	

Table 201: If you used prescription drugs or over the counter drugs without a doctor telling you to use it or for the purpose of getting high, where did you get these drugs? -  
Got from friend at school



Response	6	8	10	12	Total	
No	99.8	99.6	99.6	99.4	99.6	
Yes	0.2	0.4	0.4	0.6	0.4	
N of Valid	2321	2128	1952	1349	7750	
N of Miss	0	0	0	0	0	

Table 202: If you used prescription drugs or over the counter drugs without a doctor telling you to use it or for the purpose of getting high, where did you get these drugs? -  
Got from friend at party



Response	6	8	10	12	Total	
No	99.9	99.6	99.3	99.2	99.6	
Yes	0.1	0.4	0.7	0.8	0.4	
N of Valid	2321	2128	1952	1349	7750	
N of Miss	0	0	0	0	0	

Table 203: If you used prescription drugs or over the counter drugs without a doctor telling you to use it or for the purpose of getting high, where did you get these drugs? -  
Got from friend, elsewhere



Response	6	8	10	12	Total	
No	99.7	99.6	98.8	98.3	99.2	
Yes	0.3	0.4	1.2	1.7	0.8	
N of Valid	2321	2128	1952	1349	7750	
N of Miss	0	0	0	0	0	

Table 204: If you used prescription drugs or over the counter drugs without a doctor telling you to use it or for the purpose of getting high, where did you get these drugs? -  
Got from internet sale



Response	6	8	10	12	Total	
No	99.7	99.7	99.7	99.6	99.7	
Yes	0.3	0.3	0.3	0.4	0.3	
N of Valid	2321	2128	1952	1349	7750	
N of Miss	0	0	0	0	0	

Table 205: During the last month, about how many marijuana cigarettes, or the equivalent, did you smoke a day, on the average?


Response	6	8	10	12	Total	
None	99.1	95.8	93.5	88.9	95.0	
Less than 1 a day	0.4	1.8	3.0	4.3	2.1	
1 a day	0.1	0.8	0.8	1.3	0.7	
2-3 a day	0.1	0.9	1.2	2.8	1.1	
4-6 a day	0.1	0.3	0.6	1.1	0.5	
7-10 a day	0.0	0.1	0.3	0.4	0.2	
11 or more a day	0.2	0.2	0.6	1.1	0.5	
N of Valid	2322	2119	1932	1339	7712	
N of Miss	289	230	124	163	806	

Table 206: How wrong do your friends feel it would be for YOU to: have one or two drinks of an alcoholic beverage nearly every day?


Response	6	8	10	12	Total	
Very wrong	81.1	62.6	50.2	45.3	62.1	
Wrong	12.8	20.8	23.1	23.2	19.4	
A little bit wrong	4.5	11.2	15.1	18.6	11.4	
Not at all wrong	1.6	5.4	11.6	12.9	7.1	
N of Valid	2364	2154	1964	1363	7845	
N of Miss	247	195	92	139	673	

Table 207: How wrong do your friends feel it would be for YOU to: smoke tobacco?


Response	6	8	10	12	Total	
Very wrong	84.0	69.4	60.0	51.6	68.4	
Wrong	11.8	19.2	20.0	21.0	17.5	
A little bit wrong	2.9	6.8	11.7	13.3	8.0	
Not at all wrong	1.3	4.5	8.3	14.1	6.2	
N of Valid	2354	2146	1954	1360	7814	
N of Miss	257	203	102	142	704	

Table 208: How wrong do your friends feel it would be for YOU to: smoke marijuana?





Response	6	8	10	12	Total	
Very wrong	88.8	69.6	51.9	43.9	66.5	
Wrong	7.4	14.9	17.2	17.2	13.6	
A little bit wrong	2.1	8.3	14.4	15.7	9.2	
Not at all wrong	1.7	7.2	16.5	23.2	10.6	
N of Valid	2355	2148	1956	1358	7817	
N of Miss	256	201	100	144	701	

Table 209: How wrong do your friends feel it would be for YOU to: use prescription drugs not prescribed to you?





Response	6	8	10	12	Total	
Very wrong	87.8	77.0	71.3	71.5	77.9	
Wrong	8.7	15.0	17.7	17.2	14.2	
A little bit wrong	2.0	5.1	6.9	5.7	4.7	
Not at all wrong	1.4	2.9	4.1	5.6	3.2	
N of Valid	2349	2140	1957	1357	7803	
N of Miss	262	209	99	145	715	

Table 210: How wrong would most adults (over 21) in your neighborhood think it is for kids your age: to use marijuana?





Response	6	8	10	12	Total	
Very wrong	91.1	78.5	68.5	61.2	76.8	
Wrong	6.2	13.2	16.5	19.1	12.9	
A little bit wrong	1.8	5.4	9.0	11.6	6.3	
Not at all wrong	0.9	2.8	5.9	8.1	3.9	
N of Valid	2350	2130	1950	1357	7787	
N of Miss	261	219	106	145	731	

Table 211: How wrong would most adults (over 21) in your neighborhood think it is for kids your age: to drink alcohol?





Response	6	8	10	12	Total	
Very wrong	85.6	74.1	62.3	52.4	70.8	
Wrong	9.7	15.7	20.5	22.7	16.3	
A little bit wrong	3.4	7.0	11.2	17.5	8.8	
Not at all wrong	1.3	3.2	6.0	7.3	4.0	
N of Valid	2341	2122	1948	1351	7762	
N of Miss	270	227	108	151	756	

Table 212: How wrong would most adults (over 21) in your neighborhood think it is for kids your age: to smoke cigarettes?





Response	6	8	10	12	Total	
Very wrong	86.7	77.6	70.6	60.2	75.6	
Wrong	8.8	14.2	17.5	23.3	15.0	
A little bit wrong	3.2	5.2	7.1	10.5	6.0	
Not at all wrong	1.2	2.9	4.8	6.0	3.4	
N of Valid	2332	2120	1948	1349	7749	
N of Miss	279	229	108	153	769	

Table 213: How much do each of the following statements describe your neighborhood? crime and/or drug selling





Response	6	8	10	12	Total	
NO!	80.8	72.7	70.1	67.7	73.6	
no	11.7	15.1	16.5	18.5	15.0	
yes	5.0	8.9	9.3	9.6	7.9	
YES!	2.5	3.3	4.2	4.1	3.4	
N of Valid	2328	2120	1951	1354	7753	
N of Miss	283	229	105	148	765	

Table 214: How much do each of the following statements describe your neighborhood? fights





Response	6	8	10	12	Total	
NO!	69.1	67.7	68.6	69.7	68.7	
no	16.9	18.1	18.9	18.7	18.0	
yes	10.2	10.0	8.6	8.4	9.4	
YES!	3.8	4.2	4.0	3.2	3.8	
N of Valid	2320	2117	1941	1351	7729	
N of Miss	291	232	115	151	789	

Table 215: How much do each of the following statements describe your neighborhood? lots of empty or abandoned buildings





Response	6	8	10	12	Total	
NO!	74.7	71.2	71.7	71.8	72.5	
no	15.5	18.1	18.4	18.1	17.4	
yes	6.7	7.6	6.3	7.2	7.0	
YES!	3.1	3.1	3.6	3.0	3.2	
N of Valid	2316	2114	1940	1351	7721	
N of Miss	295	235	116	151	797	

Table 216: How much do each of the following statements describe your neighborhood? lots of graffiti





Response	6	8	10	12	Total	
NO!	82.1	77.7	78.0	78.0	79.1	
no	13.6	17.7	18.3	18.2	16.7	
yes	2.6	2.8	2.0	2.2	2.4	
YES!	1.7	1.8	1.7	1.5	1.7	
N of Valid	2303	2107	1930	1343	7683	
N of Miss	308	242	126	159	835	

Table 217: I feel safe in my neighborhood.


Response	6	8	10	12	Total	
NO!	4.8	4.3	4.6	3.7	4.4	
no	8.2	7.8	7.2	6.9	7.6	
yes	35.5	40.1	41.9	38.7	38.9	
YES!	51.5	47.7	46.2	50.7	49.0	
N of Valid	2330	2115	1936	1335	7716	
N of Miss	281	234	120	167	802	

Table 218: If a kid smoked marijuana in your neighborhood would he or she be caught by the police?


Response	6	8	10	12	Total	
NO!	13.6	18.1	24.7	29.2	20.3	
no	17.4	32.8	41.1	40.9	31.7	
yes	32.5	30.3	23.1	20.7	27.5	
YES!	36.5	18.8	11.2	9.2	20.5	
N of Valid	2320	2122	1941	1351	7734	
N of Miss	291	227	115	151	784	

Table 219: If a kid drank some beer, wine or hard liquor (for example, vodka, whiskey, or gin) in your neighborhood would he or she be caught by the police?

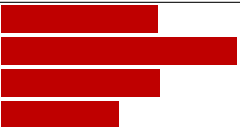
Response	6	8	10	12	Total	
NO!	15.2	20.7	28.0	33.9	23.2	
no	23.9	38.0	44.7	43.1	36.4	
yes	29.8	26.2	18.7	15.9	23.6	
YES!	31.2	15.2	8.6	7.0	16.9	
N of Valid	2311	2121	1938	1352	7722	
N of Miss	300	228	118	150	796	



Table 220: If a kid carried a handgun in your neighborhood would he or she be caught by the police?


Response	6	8	10	12	Total	
NO!	13.2	17.1	22.5	25.7	18.8	
no	14.2	22.7	29.1	30.0	23.1	
yes	28.2	32.5	28.6	26.6	29.2	
YES!	44.3	27.8	19.8	17.6	29.0	
N of Valid	2316	2117	1939	1352	7724	
N of Miss	295	232	117	150	794	

Table 221: If you wanted to get some cigarettes, how easy would it be for you to get some?


Response	6	8	10	12	Total	
Very hard	79.4	61.3	44.9	32.7	57.4	
Sort of hard	10.0	14.0	17.7	14.1	13.8	
Sort of easy	6.0	13.9	19.9	23.8	14.8	
Very easy	4.6	10.7	17.6	29.3	13.9	
N of Valid	2263	2108	1944	1351	7666	
N of Miss	348	241	112	151	852	

Table 222: If you wanted to get some beer, wine or hard liquor (for example, vodka, whiskey, or gin), how easy would it be for you to get some?


Response	6	8	10	12	Total	
Very hard	77.1	56.4	39.0	30.1	53.4	
Sort of hard	11.2	15.1	15.2	13.9	13.7	
Sort of easy	6.7	15.7	22.2	23.9	16.1	
Very easy	5.0	12.9	23.6	32.1	16.7	
N of Valid	2248	2102	1937	1344	7631	
N of Miss	363	247	119	158	887	

Table 223: If you wanted to get a drug like cocaine, LSD, or amphetamines, how easy would it be for you to get some?





Response	6	8	10	12	Total	
Very hard	93.0	84.7	75.6	67.1	81.7	
Sort of hard	4.3	8.3	13.6	18.2	10.2	
Sort of easy	1.6	4.0	5.3	7.0	4.2	
Very easy	1.1	3.0	5.4	7.7	3.9	
N of Valid	2239	2105	1944	1349	7637	
N of Miss	372	244	112	153	881	

Table 224: If you wanted to get a handgun, how easy would it be for you to get one?





Response	6	8	10	12	Total	
Very hard	77.3	69.5	59.9	56.2	67.0	
Sort of hard	11.6	13.1	13.8	15.9	13.3	
Sort of easy	5.7	8.7	12.3	13.6	9.6	
Very easy	5.4	8.7	14.0	14.3	10.1	
N of Valid	2242	2096	1941	1348	7627	
N of Miss	369	253	115	154	891	

Table 225: If you wanted to get some marijuana, how easy would it be for you to get some?





Response	6	8	10	12	Total	
Very hard	90.4	72.8	52.1	39.0	66.7	
Sort of hard	4.3	9.1	12.6	13.2	9.3	
Sort of easy	3.2	8.5	13.8	17.8	9.9	
Very easy	2.1	9.6	21.6	30.1	14.1	
N of Valid	2238	2095	1928	1352	7613	
N of Miss	373	254	128	150	905	

Table 226: If you wanted to get prescription drugs for the purpose of getting high, how easy would it be for you to get some?





Response	6	8	10	12	Total	
Very hard	84.1	68.7	58.3	52.6	67.7	
Sort of hard	7.2	10.8	14.9	16.5	11.8	
Sort of easy	4.6	10.5	12.4	15.0	10.1	
Very easy	4.0	9.9	14.4	15.8	10.4	
N of Valid	2239	2095	1938	1345	7617	
N of Miss	372	254	118	157	901	

Table 227: If you wanted to get synthetic marijuana such as K2 or chemical products such as bath salts to get high, how easy would it be for you to get some?





Response	6	8	10	12	Total	
Very hard	93.1	83.4	74.2	65.0	80.7	
Sort of hard	4.0	8.1	11.9	16.5	9.3	
Sort of easy	1.7	4.1	7.0	9.3	5.0	
Very easy	1.2	4.5	6.9	9.2	5.0	
N of Valid	2235	2096	1939	1349	7619	
N of Miss	376	253	117	153	899	

Table 228: If you wanted to get steroids to use or to enhance athletic performance, how easy would it be for you to get some?





Response	6	8	10	12	Total	
Very hard	90.7	82.1	74.0	67.6	80.0	
Sort of hard	6.0	9.3	13.7	16.2	10.7	
Sort of easy	2.0	4.6	6.2	8.5	4.9	
Very easy	1.3	4.0	6.1	7.7	4.4	
N of Valid	2236	2095	1939	1350	7620	
N of Miss	375	254	117	152	898	

Table 229: If you wanted to get e-cigarettes, e-cigars, or e-hookahs, how easy would it be for you to get some?





Response	6	8	10	12	Total	
Very hard	84.1	63.8	46.5	36.8	60.6	
Sort of hard	7.3	8.8	9.4	9.7	8.7	
Sort of easy	4.5	10.9	14.8	14.9	10.7	
Very easy	4.2	16.5	29.3	38.6	20.0	
N of Valid	2237	2094	1940	1350	7621	
N of Miss	374	255	116	152	897	

Table 230: During the past 12 months, have you participated in any alcohol prevention programs or seen any alcohol prevention messages in your school or community? Yes, a school-based program focused on preventing underage drinking and/or drinking and driving.



Response	6	8	10	12	Total	
No	60.7	73.9	75.5	82.3	71.9	
Yes	39.3	26.1	24.5	17.7	28.1	
N of Valid	2225	2072	1927	1333	7557	
N of Miss	0	0	0	0	0	

Table 231: During the past 12 months, have you participated in any alcohol prevention programs or seen any alcohol prevention messages in your school or community? Yes, a community-based program focused on preventing underage drinking and/or drinking and driving (for example, through your church or temple or through youth groups like Boys and Girls Club or 4-H).



Response	6	8	10	12	Total	
No	88.3	92.3	93.5	93.8	91.7	
Yes	11.7	7.7	6.5	6.2	8.3	
N of Valid	2225	2072	1927	1333	7557	
N of Miss	0	0	0	0	0	

Table 232: During the past 12 months, have you participated in any alcohol prevention programs or seen any alcohol prevention messages in your school or community? Yes, a media campaign addressing underage drinking and/or drinking and driving (for example, newspaper ads, posters, pamphlets, radio, TV).



Response	6	8	10	12	Total	
No	89.8	88.3	90.0	92.5	89.9	
Yes	10.2	11.7	10.0	7.5	10.1	
N of Valid	2225	2072	1927	1333	7557	
N of Miss	0	0	0	0	0	

Table 233: During the past 12 months, have you participated in any alcohol prevention programs or seen any alcohol prevention messages in your school or community? No



Response	6	8	10	12	Total	
No	42.9	32.4	31.1	24.0	33.7	
Yes	57.1	67.6	68.9	76.0	66.3	
N of Valid	2225	2072	1927	1333	7557	
N of Miss	0	0	0	0	0	

Table 234: How wrong do your parents feel it would be for YOU to: have one or two drinks of an alcoholic beverage nearly every day?





Response	6	8	10	12	Total	
Very wrong	91.6	87.0	83.0	75.8	85.4	
Wrong	5.9	8.5	11.0	14.6	9.4	
A little bit wrong	1.8	3.2	4.6	7.3	3.8	
Not at all wrong	0.7	1.3	1.4	2.4	1.3	
N of Valid	2282	2075	1933	1332	7622	
N of Miss	329	274	123	170	896	

Table 235: How wrong do your parents feel it would be for YOU to: smoke tobacco?





Response	6	8	10	12	Total	
Very wrong	94.2	91.4	87.5	80.1	89.3	
Wrong	4.1	5.9	8.2	12.0	7.0	
A little bit wrong	1.1	1.7	2.9	5.0	2.4	
Not at all wrong	0.7	1.0	1.4	3.0	1.4	
N of Valid	2271	2068	1927	1329	7595	
N of Miss	340	281	129	173	923	

Table 236: How wrong do your parents feel it would be for YOU to: smoke marijuana?





Response	6	8	10	12	Total	
Very wrong	96.2	89.9	83.1	77.0	87.8	
Wrong	2.4	5.8	8.6	9.8	6.2	
A little bit wrong	0.7	2.5	4.8	7.4	3.4	
Not at all wrong	0.7	1.8	3.5	5.9	2.6	
N of Valid	2265	2068	1925	1332	7590	
N of Miss	346	281	131	170	928	

Table 237: How wrong do your parents feel it would be for YOU to: use prescription drugs not prescribed to you?





Response	6	8	10	12	Total	
Very wrong	95.4	91.7	90.0	88.1	91.7	
Wrong	2.9	5.8	6.8	7.9	5.6	
A little bit wrong	0.9	1.6	2.0	2.3	1.6	
Not at all wrong	0.8	0.8	1.2	1.7	1.1	
N of Valid	2272	2066	1924	1332	7594	
N of Miss	339	283	132	170	924	

Table 238: How wrong do your parents feel it would be for YOU to: steal something?





Response	6	8	10	12	Total	
Very wrong	90.3	87.0	86.0	87.5	87.8	
Wrong	8.0	10.1	10.8	9.8	9.6	
A little bit wrong	1.3	2.0	2.6	1.8	1.9	
Not at all wrong	0.4	0.8	0.6	0.9	0.6	
N of Valid	2270	2061	1925	1328	7584	
N of Miss	341	288	131	174	934	

Table 239: How wrong do your parents feel it would be for YOU to: draw graffiti, write things, or draw pictures on buildings or other property (without the owner's permission)?


Response	6	8	10	12	Total	
Very wrong	90.7	84.9	84.3	83.2	86.2	
Wrong	6.4	10.1	11.8	11.7	9.7	
A little bit wrong	2.1	3.5	2.9	3.3	2.9	
Not at all wrong	0.9	1.5	1.1	1.8	1.3	
N of Valid	2275	2065	1926	1330	7596	
N of Miss	336	284	130	172	922	

Table 240: How wrong do your parents feel it would be for YOU to: pick a fight with someone?


Response	6	8	10	12	Total	
Very wrong	71.6	65.4	65.7	69.9	68.1	
Wrong	18.1	20.4	21.4	18.7	19.7	
A little bit wrong	8.2	11.1	10.5	9.0	9.7	
Not at all wrong	2.1	3.2	2.4	2.3	2.5	
N of Valid	2268	2062	1927	1331	7588	
N of Miss	343	287	129	171	930	

Table 241: During the past 12 months, have you talked with at least one of your parents about the dangers of underage drinking and/or drinking and driving? By parents, we mean either your biological parents, adoptive parents, stepparents, or adult guardians - whether or not they live with you.


Response	6	8	10	12	Total	
No	47.7	52.8	49.6	51.9	50.3	
Yes	52.3	47.2	50.4	48.1	49.7	
N of Valid	2151	1980	1856	1278	7265	
N of Miss	460	369	200	224	1253	

Table 242: The rules in my family are clear.


Response	6	8	10	12	Total	
NO!	6.0	6.1	6.0	6.7	6.1	
no	5.8	7.1	6.5	5.5	6.3	
yes	26.4	32.8	35.0	34.1	31.7	
YES!	61.8	53.9	52.4	53.8	55.8	
N of Valid	2231	2050	1926	1332	7539	
N of Miss	380	299	130	170	979	

Table 243: People in my family have serious arguments about the same things, and often insult or yell at each other.

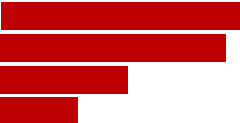
Response	6	8	10	12	Total	
NO!	43.5	35.8	31.4	35.3	36.9	
no	29.9	35.5	37.7	36.4	34.6	
yes	16.7	19.2	20.0	17.8	18.4	
YES!	10.0	9.5	10.9	10.4	10.2	
N of Valid	2223	2048	1926	1324	7521	
N of Miss	388	301	130	178	997	

Table 244: When I am not at home, one of my parents knows where I am and who I am with.


Response	6	8	10	12	Total	
NO!	7.9	6.9	6.3	6.8	7.0	
no	3.3	4.8	5.0	5.9	4.6	
yes	23.3	29.3	33.4	35.3	29.6	
YES!	65.5	59.1	55.3	52.0	58.8	
N of Valid	2230	2052	1924	1331	7537	
N of Miss	381	297	132	171	981	



Table 245: My family has clear rules about alcohol and drug use.


Response	6	8	10	12	Total	
NO!	8.8	7.5	7.2	7.0	7.7	
no	5.3	7.4	8.8	9.4	7.5	
yes	17.4	24.7	28.4	32.8	24.9	
YES!	68.5	60.5	55.6	50.8	59.9	
N of Valid	2203	2052	1926	1330	7511	
N of Miss	408	297	130	172	1007	

Table 246: If you skipped school would you be caught by your parents?


Response	6	8	10	12	Total	
NO!	7.4	8.4	9.0	10.4	8.6	
no	4.6	8.2	12.0	15.5	9.4	
yes	19.4	25.2	27.8	30.5	25.1	
YES!	68.6	58.1	51.2	43.6	56.9	
N of Valid	2218	2050	1921	1332	7521	
N of Miss	393	299	135	170	997	

Table 247: My parents ask if I've gotten my homework done.

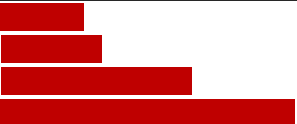
Response	6	8	10	12	Total	
NO!	7.9	11.1	11.8	15.7	11.1	
no	7.7	13.1	16.8	21.9	14.0	
yes	24.3	30.2	31.7	30.2	28.8	
YES!	60.1	45.7	39.8	32.2	46.0	
N of Valid	2223	2052	1924	1331	7530	
N of Miss	388	297	132	171	988	

Table 248: Would your parents know if you did not come home on time?





Response	6	8	10	12	Total	
NO!	6.0	7.0	7.0	9.1	7.1	
no	4.3	7.6	8.3	11.0	7.4	
yes	22.4	27.1	28.4	31.2	26.8	
YES!	67.3	58.3	56.3	48.7	58.8	
N of Valid	2223	2047	1924	1333	7527	
N of Miss	388	302	132	169	991	

Table 249: Do you know how to properly dispose of leftover prescription drugs?



Response	6	8	10	12	Total	
No	74.7	71.9	62.4	56.5	67.5	
Yes	25.3	28.1	37.6	43.5	32.5	
N of Valid	2125	1988	1885	1307	7305	
N of Miss	486	361	171	195	1213	

Table 250: Have any of your brothers or sisters ever: drunk beer, wine or hard liquor (for example, vodka, whiskey or gin)?




Response	6	8	10	12	Total	
No	79.1	66.4	52.9	48.2	63.5	
Yes	17.2	29.7	41.3	46.8	31.9	
I don't have any brothers or sisters	3.7	3.9	5.8	5.0	4.5	
N of Valid	2262	2062	1932	1345	7601	
N of Miss	349	287	124	157	917	

Table 251: Have any of your brothers or sisters ever: smoked marijuana?




Response	6	8	10	12	Total	
No	91.5	81.5	67.9	63.3	77.8	
Yes	4.8	14.5	26.4	31.4	17.7	
I don't have any brothers or sisters	3.7	3.9	5.7	5.3	4.5	
N of Valid	2251	2062	1929	1342	7584	
N of Miss	360	287	127	160	934	

Table 252: Have any of your brothers or sisters ever: smoked cigarettes?




Response	6	8	10	12	Total	
No	85.7	78.1	68.7	63.2	75.3	
Yes	10.6	17.9	25.7	31.7	20.2	
I don't have any brothers or sisters	3.7	4.0	5.7	5.1	4.5	
N of Valid	2249	2058	1925	1341	7573	
N of Miss	362	291	131	161	945	

Table 253: Have any of your brothers or sisters ever: taken a handgun to school?




Response	6	8	10	12	Total	
No	95.1	94.7	92.4	93.1	94.0	
Yes	1.2	1.2	1.8	1.9	1.5	
I don't have any brothers or sisters	3.7	4.1	5.8	4.9	4.5	
N of Valid	2244	2057	1926	1343	7570	
N of Miss	367	292	130	159	948	

Table 254: Have any of your brothers or sisters ever: been suspended or expelled from school?




Response	6	8	10	12	Total	
No	78.1	74.1	71.0	73.1	74.3	
Yes	18.2	21.9	23.2	21.8	21.1	
I don't have any brothers or sisters	3.7	4.0	5.8	5.1	4.6	
N of Valid	2246	2056	1925	1340	7567	
N of Miss	365	293	131	162	951	

Table 255: Have any of your brothers or sisters ever: used e-cigarettes, e-cigars or e-hookahs (vaping)?




Response	6	8	10	12	Total	
No	83.5	72.5	62.4	60.5	71.0	
Yes	12.9	23.5	31.8	34.5	24.4	
I don't have any brothers or sisters	3.7	4.0	5.8	5.1	4.5	
N of Valid	2243	2054	1927	1341	7565	
N of Miss	368	295	129	161	953	

Table 256: Have any of your brothers or sisters ever: used prescription drugs not prescribed to him/her?




Response	6	8	10	12	Total	
No	93.3	89.5	85.5	84.2	88.7	
Yes	3.1	6.4	8.8	10.7	6.8	
I don't have any brothers or sisters	3.6	4.1	5.7	5.1	4.5	
N of Valid	2247	2053	1921	1344	7565	
N of Miss	364	296	135	158	953	

Table 257: Have you changed homes in the past year (the last 12 months)?



Response	6	8	10	12	Total	
No	70.7	72.5	76.1	78.8	74.0	
Yes	29.3	27.5	23.9	21.2	26.0	
N of Valid	2219	2047	1900	1318	7484	
N of Miss	392	302	156	184	1034	

Table 258: How many times have you changed homes since kindergarten?






Response	6	8	10	12	Total	
Never	33.2	27.5	28.8	28.2	29.6	
1 or 2 times	32.3	34.2	29.4	29.8	31.6	
3 or 4 times	19.7	20.1	22.1	19.6	20.4	
5 or 6 times	7.7	10.2	10.1	11.2	9.6	
7 or more times	7.0	8.1	9.6	11.2	8.7	
N of Valid	2227	2047	1915	1331	7520	
N of Miss	384	302	141	171	998	

Table 259: Have you changed schools (including changing from elementary to middle and middle to high school) in the past year?



Response	6	8	10	12	Total	
No	63.0	61.0	62.8	79.5	65.4	
Yes	37.0	39.0	37.2	20.5	34.6	
N of Valid	2207	2039	1895	1327	7468	
N of Miss	404	310	161	175	1050	

Table 260: How many times have you changed schools since kindergarten (including changing from elementary to middle and middle to high school)?






Response	6	8	10	12	Total	
Never	37.2	27.6	29.5	32.3	31.7	
1 or 2 times	35.0	35.5	27.4	23.5	31.1	
3 or 4 times	17.6	23.6	26.3	27.3	23.2	
5 or 6 times	6.7	8.2	10.7	9.8	8.7	
7 or more times	3.6	5.1	6.1	7.1	5.3	
N of Valid	2218	2050	1908	1328	7504	
N of Miss	393	299	148	174	1014	

Table 261: Has anyone in your family ever had severe alcohol or drug problems?



Response	6	8	10	12	Total	
No	67.8	60.3	51.9	53.9	59.2	
Yes	32.2	39.7	48.1	46.1	40.8	
N of Valid	2213	2031	1911	1317	7472	
N of Miss	398	318	145	185	1046	

Table 262: About how many adults (over 21) have you known personally who in the past year have: used marijuana, crack, cocaine, or other drugs?






Response	6	8	10	12	Total	
0	78.9	69.1	58.5	57.7	67.3	
1	11.4	12.9	15.3	12.2	13.0	
2	4.3	7.2	10.2	9.9	7.6	
3-4	2.6	5.5	7.1	8.7	5.6	
5	2.7	5.3	9.0	11.4	6.6	
N of Valid	2239	2060	1928	1339	7566	
N of Miss	372	289	128	163	952	

Table 263: About how many adults (over 21) have you known personally who in the past year have: sold or dealt drugs?






Response	6	8	10	12	Total	
0	87.1	80.8	73.1	73.4	79.4	
1	8.6	8.8	10.9	10.0	9.5	
2	2.2	4.5	6.5	7.3	4.8	
3-4	1.1	2.8	4.0	4.0	2.8	
5	1.1	3.1	5.4	5.3	3.5	
N of Valid	2228	2054	1928	1334	7544	
N of Miss	383	295	128	168	974	

Table 264: About how many adults (over 21) have you known personally who in the past year have: done other things that could get them in trouble with the police, like stealing, selling stolen goods, mugging or assaulting others, etc.?






Response	6	8	10	12	Total	
0	84.8	77.6	71.8	74.3	77.7	
1	8.9	9.8	11.0	9.8	9.8	
2	2.8	5.0	6.1	5.8	4.8	
3-4	1.9	3.4	5.1	4.4	3.6	
5	1.7	4.2	6.0	5.7	4.2	
N of Valid	2237	2056	1930	1341	7564	
N of Miss	374	293	126	161	954	

Table 265: About how many adults (over 21) have you known personally who in the past year have: gotten drunk or high?










Response	6	8	10	12	Total	
0	63.3	52.2	40.9	39.6	50.4	
1	17.6	17.1	15.4	12.5	16.0	
2	7.6	10.0	11.1	12.4	10.0	
3-4	4.7	7.6	11.3	10.5	8.2	
5	6.9	13.2	21.4	25.0	15.5	
N of Valid	2224	2044	1918	1330	7516	
N of Miss	387	305	138	172	1002	

Table 266: How honest were you in filling out this survey?

Response	6	8	10	12	Total	
I was very honest	83.6	79.1	76.5	77.2	79.4	
I was honest pretty much of the time	13.6	15.9	19.4	17.7	16.4	
I was honest some of the time	2.5	4.0	2.6	3.8	3.1	
I was honest once in a while	0.3	1.1	1.5	1.3	1.0	
I was not honest at all	0.0	0.0	0.0	0.0	0.0	
N of Valid	2292	2074	1936	1355	7657	
N of Miss	319	275	120	147	861	