

2012 APNA

Arkansas Prevention Needs Assessment Student Survey



Region 4 Tables

Arkansas Department of Human Services
Division of Behavioral Health Services
Prevention Services

Conducted by International Survey Associates dba Pride Surveys

Contents

1	INTRODUCTION	10
2	PERCENTAGE TABLES	15

List of Tables

1	Sex	16
2	Age	16
3	Are you Hispanic or Latino?	16
4	What is your race? Black or African American	17
5	What is your race? Asian	17
6	What is your race? American Indian	17
7	What is your race? Alaska Native	17
8	What is your race? White	18
9	What is your race? Native Hawaiian or Other Pacific Islander	18
10	What is your race? Other	18
11	What is the highest level of schooling completed by your mother or father?	19
12	Think of where you live most of the time. Which of the following people live there with you? Mother	19
13	Think of where you live most of the time. Which of the following people live there with you? Stepmother	19
14	Think of where you live most of the time. Which of the following people live there with you? Foster Mother	20
15	Think of where you live most of the time. Which of the following people live there with you? Grandmother	20
16	Think of where you live most of the time. Which of the following people live there with you? Aunt	20
17	Think of where you live most of the time. Which of the following people live there with you? Father	20
18	Think of where you live most of the time. Which of the following people live there with you? Stepfather	21
19	Think of where you live most of the time. Which of the following people live there with you? Foster Father	21
20	Think of where you live most of the time. Which of the following people live there with you? Grandfather	21
21	Think of where you live most of the time. Which of the following people live there with you? Uncle	21
22	Think of where you live most of the time. Which of the following people live there with you? Other Adults	22
23	Think of where you live most of the time. Which of the following people live there with you? Brother(s)	22
24	Think of where you live most of the time. Which of the following people live there with you? Stepbrother(s)	22
25	Think of where you live most of the time. Which of the following people live there with you? Sister(s)	22
26	Think of where you live most of the time. Which of the following people live there with you? Stepsister(s)	23

27	Think of where you live most of the time. Which of the following people live there with you? Other Children	23
28	In my school, students have lots of chances to help decide things like class activities and rules.	23
29	Teachers ask me to work on special classroom projects.	23
30	My teacher(s) notices when I am doing a good job and lets me know about it.	24
31	There are lots of chances for students in my school to get involved in sports, clubs, and other school activities outside of class.	24
32	There are lots of chances for students in my school to talk with a teacher one-on-one.	24
33	I feel safe at my school.	25
34	The school lets my parents know when I have done something well.	25
35	My teachers praise me when I work hard in school.	25
36	Are your school grades better than the grades of most students in your class?	26
37	I have lots of chances to be part of class discussions or activities.	26
38	Now thinking back over the past year in school, how often did you: enjoy being in school?	26
39	Now thinking back over the past year in school, how often did you: hate being in school?	27
40	Now thinking back over the past year in school, how often did you: try to do your best work in school?	27
41	How often do you feel that the school work you are assigned is meaningful and important?	27
42	Putting them all together, what were your grades like last year?	28
43	How important do you think the things you are learning in school are going to be for your later life?	28
44	How interesting are most of your courses to you?	28
45	During the LAST FOUR WEEKS how many whole days of school have you missed because you skipped or 'cut'?	29
46	What are the chances you would be seen as cool if you: smoked cigarettes?	29
47	What are the chances you would be seen as cool if you: worked hard at school?	29
48	What are the chances you would be seen as cool if you: began drinking alcoholic beverages regularly, that is, at least once or twice a month?	30
49	What are the chances you would be seen as cool if you: defended someone who was being verbally abused at school?	30
50	What are the chances you would be seen as cool if you: smoked marijuana?	30
51	What are the chances you would be seen as cool if you: carried a handgun?	31

52	Think of your four best friends (the friends you feel closest to). In the past year (12 months), how many of your best friends have: participated in clubs, organizations or activities at school?	31
53	Think of your four best friends (the friends you feel closest to). In the past year (12 months), how many of your best friends have: smoked cigarettes?	31
54	Think of your four best friends (the friends you feel closest to). In the past year (12 months), how many of your best friends have: tried beer, wine or hard liquor (for example, vodka, whiskey, or gin) when their parents didn't know about it?	32
55	Think of your four best friends (the friends you feel closest to). In the past year (12 months), how many of your best friends have: made a commitment to stay drug-free?	32
56	Think of your four best friends (the friends you feel closest to). In the past year (12 months), how many of your best friends have: used marijuana?	32
57	Think of your four best friends (the friends you feel closest to). In the past year (12 months), how many of your best friends have: used prescription drugs or non-prescription drugs for the purposes of getting high?	33
58	Think of your four best friends (the friends you feel closest to). In the past year (12 months), how many of your best friends have: used synthetic marijuana (K2, spice) or bath salts?	33
59	Think of your four best friends (the friends you feel closest to). In the past year (12 months), how many of your best friends have: used LSD, cocaine, amphetamines, or other illegal drugs?	33
60	Think of your four best friends (the friends you feel closest to). In the past year (12 months), how many of your best friends have: tried to do well in school?	34
61	Think of your four best friends (the friends you feel closest to). In the past year (12 months), how many of your best friends have: been suspended from school?	34
62	Think of your four best friends (the friends you feel closest to). In the past year (12 months), how many of your best friends have: liked school?	34
63	Think of your four best friends (the friends you feel closest to). In the past year (12 months), how many of your best friends have: carried a handgun?	35
64	Think of your four best friends (the friends you feel closest to). In the past year (12 months), how many of your best friends have: sold illegal drugs?	35
65	Think of your four best friends (the friends you feel closest to). In the past year (12 months), how many of your best friends have: regularly attended religious services?	35

66	Think of your four best friends (the friends you feel closest to). In the past year (12 months), how many of your best friends have: stolen or tried to steal a motor vehicle such as a car or motorcycle?	36
67	Think of your four best friends (the friends you feel closest to). In the past year (12 months), how many of your best friends have: been arrested?	36
68	Think of your four best friends (the friends you feel closest to). In the past year (12 months), how many of your best friends have: dropped out of school?	36
69	Think of your four best friends (the friends you feel closest to). In the past year (12 months), how many of your best friends have: been members of a gang?	37
70	How old were you when you first: smoked marijuana?	37
71	How old were you when you first: smoked a cigarette, even just a puff?	38
72	How old were you when you first: had more than a sip or two of beer, wine or hard liquor (for example, vodka, whiskey, or gin)?	38
73	How old were you when you first: began drinking alcoholic beverages regularly, that is, at least once or twice a month?	39
74	How old were you when you first: used Daztrex?	39
75	How old were you when you first: got suspended from school?	40
76	How old were you when you first: got arrested?	40
77	How old were you when you first: carried a handgun?	41
78	How old were you when you first: attacked someone with the idea of seriously hurting them?	41
79	How old were you when you first: belonged to a gang?	42
80	How wrong do you think it is for someone your age to: take a handgun to school?	42
81	How wrong do you think it is for someone your age to: steal anything worth more than \$5?	42
82	How wrong do you think it is for someone your age to: pick a fight with someone?	43
83	How wrong do you think it is for someone your age to: attack someone with the idea of seriously hurting them?	43
84	How wrong do you think it is for someone your age to: stay away from school all day when their parents think they are at school?	43
85	How wrong do you think it is for someone your age to: drink beer, wine or hard liquor (for example, vodka, whiskey, or gin) regularly?	44
86	How wrong do you think it is for someone your age to: smoke cigarettes?	44
87	How wrong do you think it is for someone your age to: smoke marijuana?	44
88	How wrong do you think it is for someone your age to: use prescription drugs or non-prescription drugs for the purpose of getting high?	45

89	How wrong do you think it is for someone your age to: use synthetic marijuana (K2, spice) or bath salts?	45
90	How wrong do you think it is for someone your age to: use LSD, cocaine, amphetamines or another illegal drug?	45
91	At school during the past 12 months, did you receive help from the resource teacher, speech therapist or other special education teacher?	46
92	How many times in the past year (12 months) have you: been suspended from school?	46
93	How many times in the past year (12 months) have you: carried a handgun?	46
94	How many times in the past year (12 months) have you: sold illegal drugs?	47
95	How many times in the past year (12 months) have you: stolen or tried to steal a motor vehicle such as a car or motorcycle?	47
96	How many times in the past year (12 months) have you: participated in clubs, organizations or activities at school?	48
97	How many times in the past year (12 months) have you: been arrested?	48
98	How many times in the past year (12 months) have you: attacked someone with the idea of seriously hurting them?	49
99	How many times in the past year (12 months) have you: been drunk or high at school?	49
100	How many times in the past year (12 months) have you: taken a handgun to school?	50
101	Are you currently on probation, or assigned a probation officer with Juvenile Court?	50
102	Have you ever belonged to a gang?	50
103	If you have ever belonged to a gang, did that gang have a name?	51
104	You are at a party at someone's house, and one of your friends offers you a drink containing alcohol. What would you say or do?	51
105	How often do you attend religious services or activities?	51
106	I think sometimes it's okay to cheat at school.	52
107	It is important to think before you act.	52
108	Sometimes I think that life is not worth it.	52
109	At times I think I am no good at all.	53
110	All in all, I am inclined to think that I am a failure.	53
111	In the past year, have you felt depressed or sad MOST days, even if you felt okay sometimes?	53
112	It is all right to beat up people if they start the fight.	54
113	I think it is okay to take something without asking if you can get away with it.	54
114	Where do you get the most information about living a drug and alcohol free life? Parents/guardians	54
115	Where do you get the most information about living a drug and alcohol free life? Friends	55

116	Where do you get the most information about living a drug and alcohol free life? Family members	55
117	Where do you get the most information about living a drug and alcohol free life? School	55
118	Where do you get the most information about living a drug and alcohol free life? Internet	56
119	Where do you get the most information about living a drug and alcohol free life? TV	56
120	Where do you get the most information about living a drug and alcohol free life? Social media	56
121	How much do you think people risk harming themselves (physically or in other ways) if they: smoked one or more packs of cigarettes per day?	57
122	How much do you think people risk harming themselves (physically or in other ways) if they: try marijuana once or twice?	57
123	How much do you think people risk harming themselves (physically or in other ways) if they: smoke marijuana once or twice a week?	57
124	How much do you think people risk harming themselves (physically or in other ways) if they: take one or two drinks of an alcoholic beverage (beer, wine, liquor) nearly every day?	58
125	How much do you think people risk harming themselves (physically or in other ways) if they: have five or more drinks of an alcoholic beverage once or twice each weekend?	58
126	How much do you think people risk harming themselves (physically or in other ways) if they: use prescription drugs that are not prescribed to them?	58
127	How much do you think people risk harming themselves (physically or in other ways) if they: use non-prescription drugs to get high?	59
128	Have you ever used smokeless tobacco (chew, snuff, plug, dipping tobacco, or chewing tobacco)?	59
129	How often have you taken smokeless tobacco during the past 30 days?	59
130	Have you ever smoked cigarettes?	60
131	How frequently have you smoked cigarettes during the past 30 days?	60
132	Which statement best describes rules about smoking inside your home?	60
133	Which statement best describes rules about smoking in your family cars?	61
134	During this school year, were you taught in any of your classes about the dangers of tobacco use?	61
135	During the past 12 months, have you participated in any community activities to discourage people your age from using cigarettes, chewing tobacco, snuff, dip or cigars?	61
136	Think back over the last two weeks. How many times have you had five or more alcoholic drinks in a row?	62

137	During the past 30 days, how many times did you ride in a car or other vehicle driven by someone who had been drinking alcohol or using drugs to get high?	62
138	During the past 30 days, how many times did you drive a car or other vehicle when you had been drinking alcohol or using drugs to get high?	62
139	If you drank alcohol (not just a sip or taste) in the past year, how did you usually get it?	63
140	If you drank alcohol (not just a sip or taste) in the past year, where did you usually drink it?	63
141	How do you feel about someone your age having one or two drinks of an alcoholic beverage nearly every day?	64
142	On how many occasions have you had alcoholic beverages (beer, wine or hard liquor) to drink in your lifetime - more than just a few sips?	64
143	On how many occasions have you drunk one of more drinks of an alcoholic beverage during the past 30 days?	64
144	On how many occasions have you used marijuana (grass, pot) or hashish (hash, hash oil) in your lifetime?	65
145	On how many occasions have you used marijuana (grass, pot) or hashish (hash, hash oil) during the past 30 days?	65
146	On how many occasions have you used LSD or other psychedelics in your lifetime?	65
147	On how many occasions have you used LSD or other psychedelics during the past 30 days?	66
148	On how many occasions have you used cocaine or crack in your lifetime?	66
149	On how many occasions have you used cocaine or crack during the past 30 days?	66
150	On how many occasions have you sniffed glue, breathed the contents of an aerosol spray can, or inhaled other gases or sprays, in order to get high in your lifetime?	67
151	On how many occasions have you sniffed glue, breathed the contents of an aerosol spray can, or inhaled other gases or sprays, in order to get high during the past 30 days?	67
152	On how many occasions have you used Daztrex in your lifetime?	68
153	On how many occasions have you used Daztrex during the past 30 days?	68
154	On how many occasions have you used synthetic marijuana in your lifetime?	68
155	On how many occasions have you used synthetic marijuana during the past 30 days?	69
156	On how many occasions have you used methamphetamines (meth, speed, crank, crystal meth) in your lifetime?	69

157	On how many occasions have you used methamphetamines (meth, speed, crank, crystal meth) in the past 30 days?	69
158	On how many occasions have you used other chemical products (bath salts, plant food, etc.) in your lifetime?	70
159	On how many occasions have you used other chemical products (bath salts, plant food, etc.) during the past 30 days?	70
160	On how many occasions have you used heroin or other opiates in your lifetime?	70
161	On how many occasions have you used heroin or other opiates during the past 30 days?	71
162	On how many occasions have you used MDMA ('X', 'E', or ecstasy) in your lifetime?	71
163	On how many occasions have you used MDMA ('X', 'E', or ecstasy) during the past 30 days?	71
164	On how many occasions have you taken prescription drugs (such as Valium, Xanax, Ritalin, Adderall, OxyContin, Darvocet, or sleeping pills) not prescribed to you in your lifetime?	72
165	On how many occasions have you taken prescription drugs (such as Valium, Xanax, Ritalin, Adderall, OxyContin, Darvocet, or sleeping pills) not prescribed to you during the past 30 days?	72
166	On how many occasions have you taken non-prescription medicines such as diet pills (for example, Dietac, Dexatrim or Prolamine), stay-awake pills (for example No-Doz, Vivarin, or Wake), or cough or cold medicines (robos, DXM, etc.) to get high in your lifetime?	73
167	On how many occasions have you taken non-prescription medicines such as diet pills (for example, Dietac, Dexatrim or Prolamine), stay-awake pills (for example No-Doz, Vivarin, or Wake), or cough or cold medicines (robos, DXM, etc.) to get high during the past 30 days?	73
168	On how many occasions have you been drunk or very high from drinking alcoholic beverages during the past 30 days?	74
169	On how many occasions have you drunk flavored alcoholic beverages, sometimes called 'alcopops' (like Mike's Hard Lemonade, Smirnoff Ice, Bacardi Breezers, etc.) in your lifetime?	74
170	On how many occasions have you drunk flavored alcoholic beverages, sometimes called 'alcopops' (like Mike's Hard Lemonade, Smirnoff Ice, Bacardi Breezers, etc.) during the past 30 days?	75
171	If you used prescription drugs or over the counter drugs without a doctor telling you to use it or for the purpose of getting high, where did you get these drugs?	75
172	During the last month, about how many marijuana cigarettes, or the equivalent, did you smoke a day, on the average?	76
173	How wrong do your friends feel it would be for YOU to: drink alcohol?	76
174	How wrong do your friends feel it would be for YOU to: smoke tobacco?	76

175	How wrong do your friends feel it would be for YOU to: smoke marijuana?	77
176	How wrong do your friends feel it would be for YOU to: use prescription drugs not prescribed to you	77
177	How wrong would most adults (over 21) in your neighborhood think it is for kids your age: to use marijuana?	77
178	How wrong would most adults (over 21) in your neighborhood think it is for kids your age: to drink alcohol?	78
179	How wrong would most adults (over 21) in your neighborhood think it is for kids your age: to smoke cigarettes?	78
180	How much do each of the following statements describe your neighborhood? crime and/or drug selling	78
181	How much do each of the following statements describe your neighborhood? fights	79
182	How much do each of the following statements describe your neighborhood? lots of empty or abandoned buildings	79
183	How much do each of the following statements describe your neighborhood? lots of graffiti	79
184	I feel safe in my neighborhood.	80
185	If a kid smoked marijuana in your neighborhood would he or she be caught by the police?	80
186	If a kid drank some beer, wine or hard liquor (for example, vodka, whiskey, or gin) in your neighborhood would he or she be caught by the police?	80
187	If a kid carried a handgun in your neighborhood would he or she be caught by the police?	81
188	If you wanted to get some cigarettes, how easy would it be for you to get some?	81
189	If you wanted to get some beer, wine or hard liquor (for example, vodka, whiskey, or gin), how easy would it be for you to get some?	81
190	If you wanted to get a drug like cocaine, LSD, or amphetamines, how easy would it be for you to get some?	82
191	If you wanted to get a handgun, how easy would it be for you to get one?	82
192	If you wanted to get some marijuana, how easy would it be for you to get some?	82
193	If you wanted to get prescription drugs for the purpose of getting high, how easy would it be for you to get some?	83
194	If you wanted to get synthetic marijuana such as K2 or chemical products such as bath salts to get high, how easy would it be for you to get some?	83
195	If you wanted to get steroids to enhance athletic performance, how easy would it be for you to get some?	83

196	During the past 12 months, have you participated in any alcohol prevention programs or seen any alcohol prevention messages in your school or community? Yes, a school-based program focused on preventing underage drinking and/or drinking and driving. . . .	84
197	During the past 12 months, have you participated in any alcohol prevention programs or seen any alcohol prevention messages in your school or community? Yes, a community-based program focused on preventing underage drinking and/or drinking and driving (for example, through your church or temple or through youth groups like Boys and Girls Club or 4-H). . . .	84
198	During the past 12 months, have you participated in any alcohol prevention programs or seen any alcohol prevention messages in your school or community? Yes, a media campaign addressing underage drinking and/or drinking and driving (for example, newspaper ads, posters, pamphlets, radio, TV). . . .	84
199	During the past 12 months, have you participated in any alcohol prevention programs or seen any alcohol prevention messages in your school or community? No	84
200	How wrong do your parents feel it would be for YOU to: drink beer, wine or hard liquor (for example, vodka, whiskey or gin) regularly? .	85
201	How wrong do your parents feel it would be for YOU to: smoke tobacco?	85
202	How wrong do your parents feel it would be for YOU to: smoke marijuana?	85
203	How wrong do your parents feel it would be for YOU to: use prescription drugs not prescribed to you?	86
204	How wrong do your parents feel it would be for YOU to: steal something worth more than \$5?	86
205	How wrong do your parents feel it would be for YOU to: draw graffiti, write things, or draw pictures on buildings or other property (without the owner's permission)?	86
206	How wrong do your parents feel it would be for YOU to: pick a fight with someone?	87
207	During the past 12 months, have you talked with at least one of your parents about the dangers of underage drinking and/or drinking and driving? By parents, we mean either your biological parents, adoptive parents, stepparents, or adult guardians - whether or not they live with you. . . .	87
208	The rules in my family are clear. . . .	87
209	People in my family often insult or yell at each other. . . .	88
210	When I am not at home, one of my parents knows where I am and who I am with. . . .	88
211	We argue about the same things in my family over and over. . . .	88

212	If you drank some beer or wine or liquor (for example, vodka, whiskey, or gin) without your parents' permission, would you be caught by your parents?	89
213	My family has clear rules about alcohol and drug use. . . .	89
214	If you carried a handgun without your parents' permission, would you be caught by your parents?	89
215	If you skipped school would you be caught by your parents?	90
216	My parents ask if I've gotten my homework done. . . .	90
217	People in my family have serious arguments. . . .	90
218	Would your parents know if you did not come home on time?	91
219	Have any of your brothers or sisters ever: drunk beer, wine or hard liquor (for example, vodka, whiskey or gin)?	91
220	Have any of your brothers or sisters ever: smoked marijuana?	91
221	Have any of your brothers or sisters ever: smoked cigarettes?	91
222	Have any of your brothers or sisters ever: taken a handgun to school? .	92
223	Have any of your brothers or sisters ever: been suspended or expelled from school?	92
224	Have you changed homes in the past year (the last 12 months)? . . .	92
225	How many times have you changed homes since kindergarten?	92
226	Have you changed schools (including changing from elementary to middle and middle to high school) in the past year?	93
227	How many times have you changed schools since kindergarten (including changing from elementary to middle and middle to high school)?	93
228	Has anyone in your family ever had severe alcohol or drug problems? .	93
229	About how many adults (over 21) have you known personally who in the past year have: used marijuana, crack, cocaine, or other drugs? .	94
230	About how many adults (over 21) have you known personally who in the past year have: sold or dealt drugs?	94
231	About how many adults (over 21) have you known personally who in the past year have: done other things that could get them in trouble with the police, like stealing, selling stolen goods, mugging or assaulting others, etc.?	94
232	About how many adults (over 21) have you known personally who in the past year have: gotten drunk or high?	95
233	Have you seen or heard information about underage drinking in the past 12 months from the following sources? Radio	95
234	Have you seen or heard information about underage drinking in the past 12 months from the following sources? TV. . . .	95
235	Have you seen or heard information about underage drinking in the past 12 months from the following sources? Print. This includes information on underage drinking you may have seen in the newspaper, on a billboard, in pamphlets, on stickers, etc. . . .	95

236	Have you seen or heard information about underage drinking in the past 12 months from the following sources? Website or social media? (Facebook, Myspace, website, etc.)	96
237	The next questions ask about your opinions of the information you saw or heard. If you have seen or heard more than one ad, please think about your favorite ad when answering these questions. The information about underage drinking that I saw or heard was convincing.	96
238	The next questions ask about your opinions of the information you saw or heard. If you have seen or heard more than one ad, please think about your favorite ad when answering these questions. The information about underage drinking that I saw or heard grabbed my attention.	96
239	The next questions ask about your opinions of the information you saw or heard. If you have seen or heard more than one ad, please think about your favorite ad when answering these questions. The information about underage drinking that I saw or heard said something important to me.	97
240	The next questions ask about your opinions of the information you saw or heard. If you have seen or heard more than one ad, please think about your favorite ad when answering these questions. Seeing or hearing this information about underage drinking made me want to stop or decrease my drinking.	97
241	How honest were you in filling out this survey?	97

List of Figures

1	Grade Chart	11
2	Gender Chart	12
3	Age Chart	13
4	Ethnic Origin Chart	14

1 INTRODUCTION

This report was generated from data collected on the *2012 Arkansas Prevention Needs Assessment Student Survey*. This report contains basic frequency tables of all data collected and graphs on the selected demographic variables of grade, gender, age and ethnic origin. The graph on ethnic origin is represented as a bar chart rather than as a pie chart. This is because students were allowed to mark more than one response for ethnic origin as opposed to being allowed to mark only one response. The bars represent the percent of students who marked each of the ethnic categories.

Questions regarding the information found in this report can be directed to:

Pride Surveys

160 Vanderbilt Court
Bowling Green, KY 42103
1-800-279-6361
www.pridesurveys.com

Grade Chart

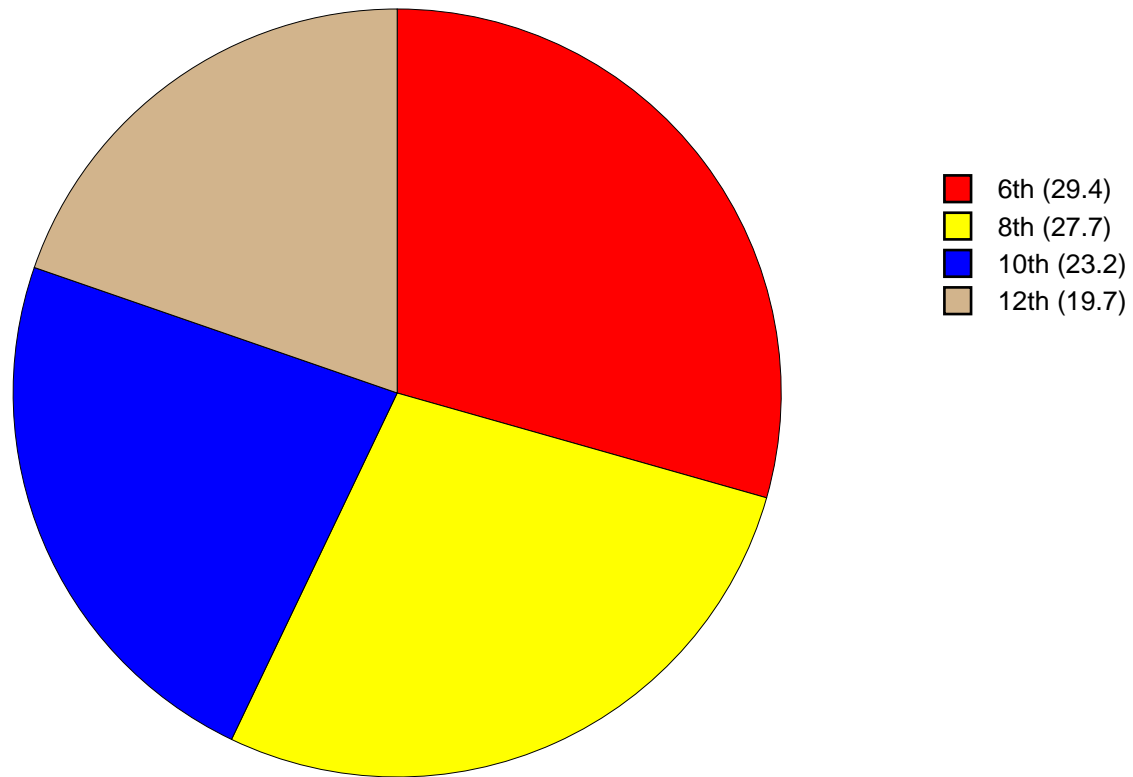


Figure 1: Grade Chart

Gender Chart

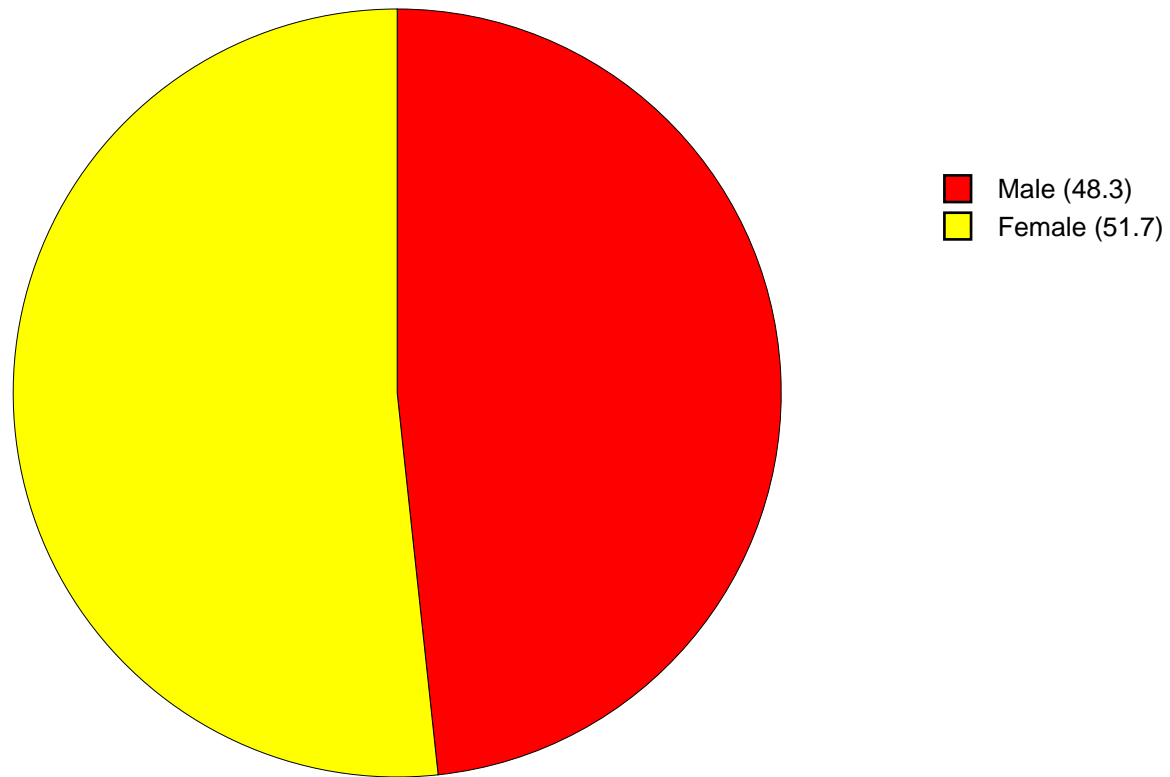


Figure 2: Gender Chart

Age Chart

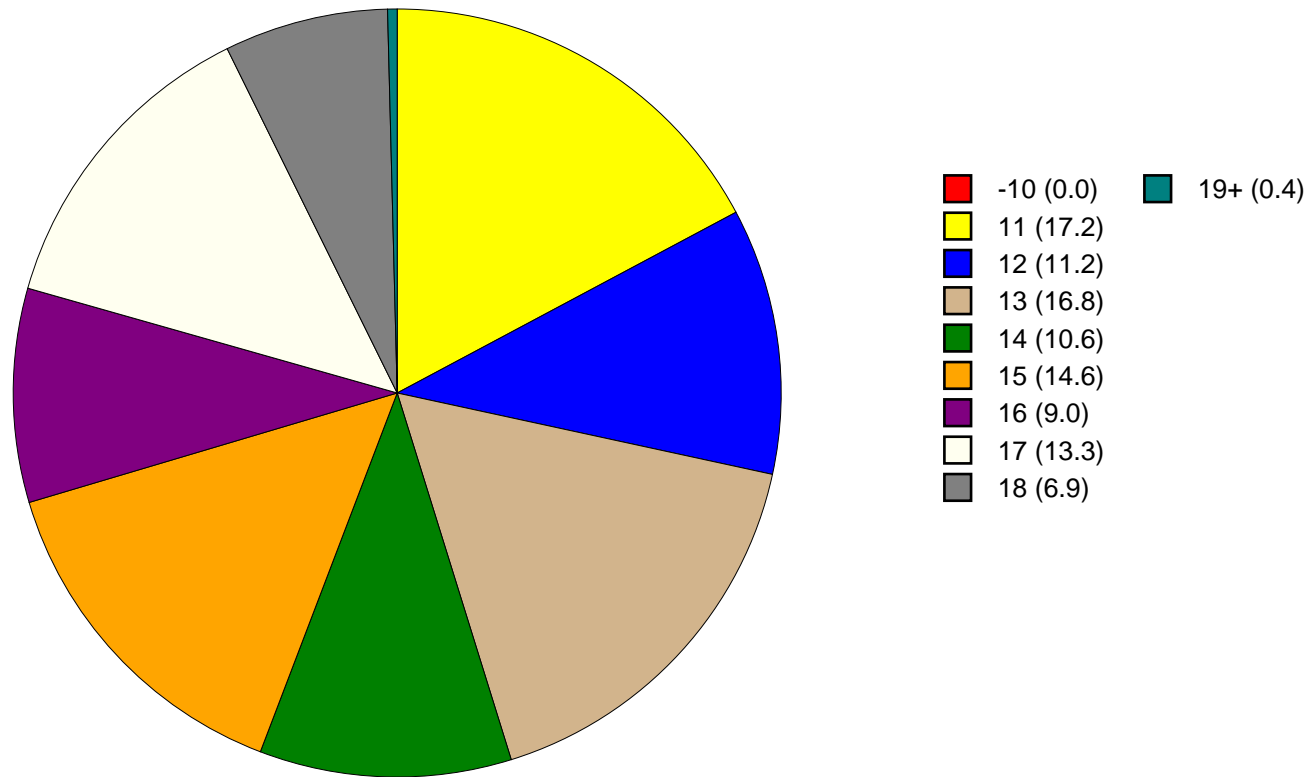


Figure 3: Age Chart

Ethnic Origin Chart

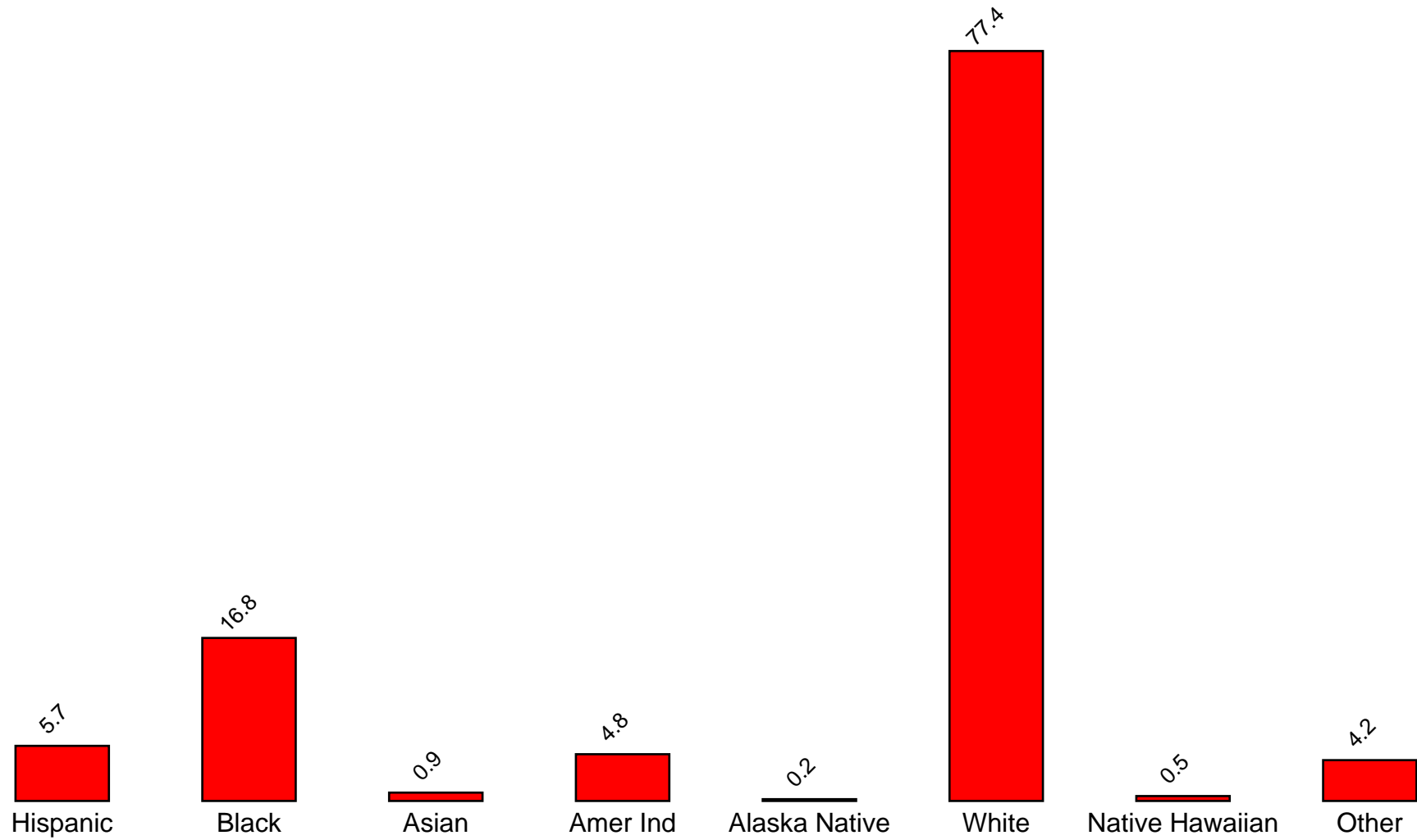


Figure 4: Ethnic Origin Chart

2 PERCENTAGE TABLES

The following tables contain frequency distribution detailing how your students responded to each question on the survey. The tables appear in the same order as the questions on the survey. The tables include breakdowns by grade level as well as overall percentages. The *N of Valid* row is a frequency count of the number of valid responses to each question for each grade and overall. The *N of Miss* row is a frequency count of the number of invalid(marked more than one response) or missing (i.e. did not respond) responses to each question for each grade and overall.

For the questions that allowed more than one response (i.e. race, live with, etc.) each response becomes a separate table. If a student did not mark the response, that was counted as a NO response, and if they did mark the response, that was counted as a YES response. Since a non response is a valid response for these questions, the *N of Miss* will always be zero for these questions.

Table 1: Sex

Response	6	8	10	12	Total	
Male	51.1	49.2	47.7	43.3	48.3	
Female	48.9	50.8	52.3	56.7	51.7	
N of Valid	2715	2571	2148	1830	9264	
N of Miss	21	9	14	4	48	

Table 2: Age

Response	6	8	10	12	Total	
10 or younger	0.1	0.0	0.0	0.0	0.0	
11	58.6	0.0	0.0	0.0	17.2	
12	37.9	0.2	0.0	0.0	11.2	
13	3.3	57.3	0.0	0.0	16.8	
14	0.1	37.9	0.3	0.0	10.6	
15	0.0	4.4	57.7	0.0	14.6	
16	0.0	0.2	38.2	0.3	9.0	
17	0.0	0.0	3.6	63.2	13.3	
18	0.0	0.0	0.2	34.6	6.9	
19 or older	0.0	0.0	0.0	1.9	0.4	
N of Valid	2718	2567	2151	1831	9267	
N of Miss	18	13	11	3	45	

Table 3: Are you Hispanic or Latino?

Response	6	8	10	12	Total	
No	93.9	94.0	94.6	95.0	94.3	
Yes	6.1	6.0	5.4	5.0	5.7	
N of Valid	2612	2491	2112	1809	9024	
N of Miss	124	89	50	25	288	

Table 4: What is your race? Black or African American



Response	6	8	10	12	Total	
No	82.0	83.0	82.8	85.7	83.2	
Yes	18.0	17.0	17.2	14.3	16.8	
N of Valid	2736	2580	2162	1834	9312	
N of Miss	0	0	0	0	0	

Table 5: What is your race? Asian



Response	6	8	10	12	Total	
No	99.0	99.4	99.0	99.1	99.1	
Yes	1.0	0.6	1.0	0.9	0.9	
N of Valid	2736	2580	2162	1834	9312	
N of Miss	0	0	0	0	0	

Table 6: What is your race? American Indian



Response	6	8	10	12	Total	
No	91.7	95.7	96.7	97.9	95.2	
Yes	8.3	4.3	3.3	2.1	4.8	
N of Valid	2736	2580	2162	1834	9312	
N of Miss	0	0	0	0	0	

Table 7: What is your race? Alaska Native



Response	6	8	10	12	Total	
No	99.9	99.7	99.8	99.9	99.8	
Yes	0.1	0.3	0.2	0.1	0.2	
N of Valid	2736	2580	2162	1834	9312	
N of Miss	0	0	0	0	0	

Table 8: What is your race? White



Response	6	8	10	12	Total	
No	26.5	22.3	21.9	18.2	22.6	
Yes	73.5	77.7	78.1	81.8	77.4	
N of Valid	2736	2580	2162	1834	9312	
N of Miss	0	0	0	0	0	

Table 9: What is your race? Native Hawaiian or Other Pacific Islander



Response	6	8	10	12	Total	
No	99.6	99.5	99.4	99.5	99.5	
Yes	0.4	0.5	0.6	0.5	0.5	
N of Valid	2736	2580	2162	1834	9312	
N of Miss	0	0	0	0	0	

Table 10: What is your race? Other



Response	6	8	10	12	Total	
No	94.4	95.4	96.7	97.3	95.8	
Yes	5.6	4.6	3.3	2.7	4.2	
N of Valid	2736	2580	2162	1834	9312	
N of Miss	0	0	0	0	0	

Table 11: What is the highest level of schooling completed by your mother or father?

Response	6	8	10	12	Total	
Completed grade school or less	2.2	2.0	1.5	1.6	1.9	
Some high school	4.0	7.0	9.6	13.7	8.1	
Completed high school	14.6	17.7	20.7	23.6	18.7	
Some college	11.6	15.8	18.6	19.2	15.9	
Completed college	24.2	22.7	24.7	24.6	24.0	
Graduate or professional school after college	8.8	11.1	11.1	10.2	10.3	
Don't know	33.2	22.4	12.4	5.7	19.9	
Does not apply	1.3	1.2	1.3	1.3	1.3	
N of Valid	2630	2527	2116	1811	9084	
N of Miss	106	53	46	23	228	

Table 12: Think of where you live most of the time. Which of the following people live there with you? Mother

Response	6	8	10	12	Total	
No	14.8	17.4	16.2	20.6	17.0	
Yes	85.2	82.6	83.8	79.4	83.0	
N of Valid	2736	2580	2162	1834	9312	
N of Miss	0	0	0	0	0	

Table 13: Think of where you live most of the time. Which of the following people live there with you? Stepmother

Response	6	8	10	12	Total	
No	93.6	93.2	93.1	93.3	93.3	
Yes	6.4	6.8	6.9	6.7	6.7	
N of Valid	2736	2580	2162	1834	9312	
N of Miss	0	0	0	0	0	

Table 14: Think of where you live most of the time. Which of the following people live there with you? Foster Mother



Response	6	8	10	12	Total	
No	99.5	99.3	99.5	99.5	99.5	
Yes	0.5	0.7	0.5	0.5	0.5	
N of Valid	2736	2580	2162	1834	9312	
N of Miss	0	0	0	0	0	

Table 15: Think of where you live most of the time. Which of the following people live there with you? Grandmother



Response	6	8	10	12	Total	
No	86.0	88.3	89.6	91.2	88.5	
Yes	14.0	11.7	10.4	8.8	11.5	
N of Valid	2736	2580	2162	1834	9312	
N of Miss	0	0	0	0	0	

Table 16: Think of where you live most of the time. Which of the following people live there with you? Aunt



Response	6	8	10	12	Total	
No	94.6	96.0	96.4	97.2	95.9	
Yes	5.4	4.0	3.6	2.8	4.1	
N of Valid	2736	2580	2162	1834	9312	
N of Miss	0	0	0	0	0	

Table 17: Think of where you live most of the time. Which of the following people live there with you? Father



Response	6	8	10	12	Total	
No	42.2	45.2	45.3	46.6	44.6	
Yes	57.8	54.8	54.7	53.4	55.4	
N of Valid	2736	2580	2162	1834	9312	
N of Miss	0	0	0	0	0	

Table 18: Think of where you live most of the time. Which of the following people live there with you? Stepfather



Response	6	8	10	12	Total	
No	84.0	82.5	82.4	85.6	83.5	
Yes	16.0	17.5	17.6	14.4	16.5	
N of Valid	2736	2580	2162	1834	9312	
N of Miss	0	0	0	0	0	

Table 19: Think of where you live most of the time. Which of the following people live there with you? Foster Father



Response	6	8	10	12	Total	
No	99.7	99.3	99.6	99.7	99.6	
Yes	0.3	0.7	0.4	0.3	0.4	
N of Valid	2736	2580	2162	1834	9312	
N of Miss	0	0	0	0	0	

Table 20: Think of where you live most of the time. Which of the following people live there with you? Grandfather



Response	6	8	10	12	Total	
No	91.4	93.6	94.0	94.8	93.3	
Yes	8.6	6.4	6.0	5.2	6.7	
N of Valid	2736	2580	2162	1834	9312	
N of Miss	0	0	0	0	0	

Table 21: Think of where you live most of the time. Which of the following people live there with you? Uncle



Response	6	8	10	12	Total	
No	94.5	96.1	97.1	98.0	96.2	
Yes	5.5	3.9	2.9	2.0	3.8	
N of Valid	2736	2580	2162	1834	9312	
N of Miss	0	0	0	0	0	

Table 22: Think of where you live most of the time. Which of the following people live there with you? Other Adults



Response	6	8	10	12	Total	
No	97.3	98.1	98.4	96.3	97.6	
Yes	2.7	1.9	1.6	3.7	2.4	
N of Valid	2736	2580	2162	1834	9312	
N of Miss	0	0	0	0	0	

Table 23: Think of where you live most of the time. Which of the following people live there with you? Brother(s)



Response	6	8	10	12	Total	
No	52.2	55.4	58.4	64.2	56.9	
Yes	47.8	44.6	41.6	35.8	43.1	
N of Valid	2736	2580	2162	1834	9312	
N of Miss	0	0	0	0	0	

Table 24: Think of where you live most of the time. Which of the following people live there with you? Stepbrother(s)



Response	6	8	10	12	Total	
No	94.4	94.5	95.2	96.9	95.1	
Yes	5.6	5.5	4.8	3.1	4.9	
N of Valid	2736	2580	2162	1834	9312	
N of Miss	0	0	0	0	0	

Table 25: Think of where you live most of the time. Which of the following people live there with you? Sister(s)



Response	6	8	10	12	Total	
No	52.3	58.4	61.8	66.7	59.1	
Yes	47.7	41.6	38.2	33.3	40.9	
N of Valid	2736	2580	2162	1834	9312	
N of Miss	0	0	0	0	0	

Table 26: Think of where you live most of the time. Which of the following people live there with you? Stepsister(s)

Response	6	8	10	12	Total	
No	95.0	95.3	96.3	97.5	95.9	
Yes	5.0	4.7	3.7	2.5	4.1	
N of Valid	2736	2580	2162	1834	9312	
N of Miss	0	0	0	0	0	

Table 27: Think of where you live most of the time. Which of the following people live there with you? Other Children

Response	6	8	10	12	Total	
No	95.5	96.1	95.9	94.6	95.6	
Yes	4.5	3.9	4.1	5.4	4.4	
N of Valid	2736	2580	2162	1834	9312	
N of Miss	0	0	0	0	0	

Table 28: In my school, students have lots of chances to help decide things like class activities and rules.

Response	6	8	10	12	Total	
NO!	18.5	16.4	14.6	16.0	16.5	
no	38.8	38.8	36.4	32.8	37.1	
yes	36.1	38.0	41.1	40.1	38.6	
YES!	6.5	6.9	7.8	11.1	7.8	
N of Valid	2659	2547	2144	1821	9171	
N of Miss	77	33	18	13	141	

Table 29: Teachers ask me to work on special classroom projects.

Response	6	8	10	12	Total	
NO!	8.7	9.2	8.1	9.0	8.7	
no	31.4	38.9	41.5	36.3	36.8	
yes	43.9	41.8	43.3	46.0	43.6	
YES!	16.0	10.1	7.2	8.8	10.9	
N of Valid	2672	2545	2147	1821	9185	
N of Miss	64	35	15	13	127	

Table 30: My teacher(s) notices when I am doing a good job and lets me know about it.

Response	6	8	10	12	Total	
NO!	4.0	6.0	7.6	7.3	6.1	
no	12.0	22.5	24.7	22.6	20.0	
yes	47.3	49.2	51.4	51.1	49.5	
YES!	36.7	22.3	16.3	19.0	24.5	
N of Valid	2686	2543	2145	1820	9194	
N of Miss	50	37	17	14	118	

Table 31: There are lots of chances for students in my school to get involved in sports, clubs, and other school activities outside of class.

Response	6	8	10	12	Total	
NO!	4.9	3.0	1.8	2.1	3.1	
no	11.1	5.7	4.4	6.1	7.1	
yes	37.9	36.2	39.7	40.7	38.4	
YES!	46.1	55.1	54.1	51.0	51.4	
N of Valid	2680	2545	2145	1819	9189	
N of Miss	56	35	17	15	123	

Table 32: There are lots of chances for students in my school to talk with a teacher one-on-one.

Response	6	8	10	12	Total	
NO!	3.8	5.2	5.3	5.0	4.8	
no	13.9	21.4	22.6	19.1	19.1	
yes	46.9	50.5	52.6	52.9	50.4	
YES!	35.4	22.9	19.5	23.0	25.7	
N of Valid	2653	2546	2137	1812	9148	
N of Miss	83	34	25	22	164	

Table 33: I feel safe at my school.





Response	6	8	10	12	Total	
NO!	4.3	6.3	8.4	5.8	6.1	
no	7.6	12.4	13.5	10.8	11.0	
yes	37.6	50.6	55.8	56.4	49.2	
YES!	50.5	30.7	22.3	27.0	33.8	
N of Valid	2677	2534	2140	1816	9167	
N of Miss	59	46	22	18	145	

Table 34: The school lets my parents know when I have done something well.





Response	6	8	10	12	Total	
NO!	9.2	18.6	21.2	23.0	17.3	
no	27.2	40.4	46.9	46.0	39.2	
yes	41.5	30.7	25.7	25.3	31.6	
YES!	22.2	10.3	6.2	5.7	11.9	
N of Valid	2661	2531	2137	1814	9143	
N of Miss	75	49	25	20	169	

Table 35: My teachers praise me when I work hard in school.





Response	6	8	10	12	Total	
NO!	12.4	15.5	15.9	14.8	14.6	
no	27.4	38.8	42.6	38.9	36.4	
yes	42.6	36.0	35.3	38.3	38.2	
YES!	17.6	9.7	6.3	8.0	10.8	
N of Valid	2624	2528	2136	1809	9097	
N of Miss	112	52	26	25	215	

Table 36: Are your school grades better than the grades of most students in your class?

Response	6	8	10	12	Total	
NO!	9.1	7.1	5.6	5.6	7.0	
no	31.4	26.8	28.6	20.9	27.4	
yes	42.0	47.9	49.1	54.4	47.8	
YES!	17.5	18.3	16.7	19.1	17.8	
N of Valid	2633	2535	2131	1814	9113	
N of Miss	103	45	31	20	199	

Table 37: I have lots of chances to be part of class discussions or activities.

Response	6	8	10	12	Total	
NO!	4.7	4.9	3.2	3.8	4.2	
no	12.8	16.3	17.7	15.1	15.4	
yes	48.4	54.8	59.5	59.7	55.0	
YES!	34.1	24.0	19.6	21.4	25.4	
N of Valid	2670	2544	2141	1816	9171	
N of Miss	66	36	21	18	141	

Table 38: Now thinking back over the past year in school, how often did you: enjoy being in school?

Response	6	8	10	12	Total	
Never	7.5	8.2	10.1	12.0	9.2	
Seldom	6.4	9.7	12.4	15.0	10.4	
Sometimes	39.6	41.3	43.8	39.6	41.1	
Often	24.3	26.7	24.3	24.9	25.1	
Almost always	22.2	14.2	9.4	8.5	14.3	
N of Valid	2684	2549	2144	1815	9192	
N of Miss	52	31	18	19	120	

Table 39: Now thinking back over the past year in school, how often did you: hate being in school?

Response	6	8	10	12	Total	
Never	20.8	9.6	5.4	6.5	11.2	
Seldom	23.5	25.3	22.3	22.0	23.4	
Sometimes	32.2	35.9	37.4	35.4	35.1	
Often	13.0	17.3	21.1	21.7	17.8	
Almost always	10.5	11.9	13.7	14.4	12.4	
N of Valid	2642	2541	2136	1815	9134	
N of Miss	94	39	26	19	178	

Table 40: Now thinking back over the past year in school, how often did you: try to do your best work in school?

Response	6	8	10	12	Total	
Never	0.3	0.6	0.5	1.0	0.6	
Seldom	0.8	2.0	2.2	2.9	1.9	
Sometimes	5.4	10.1	16.2	18.4	11.8	
Often	17.2	28.9	34.1	33.3	27.6	
Almost always	76.2	58.3	46.9	44.4	58.1	
N of Valid	2644	2534	2126	1806	9110	
N of Miss	92	46	36	28	202	

Table 41: How often do you feel that the school work you are assigned is meaningful and important?

Response	6	8	10	12	Total	
Never	4.8	6.3	8.8	8.6	6.9	
Seldom	6.6	16.1	22.3	23.0	16.1	
Sometimes	21.9	30.4	35.3	36.9	30.4	
Often	30.8	29.7	23.6	22.1	27.1	
Almost always	35.8	17.6	10.0	9.4	19.5	
N of Valid	2652	2539	2133	1805	9129	
N of Miss	84	41	29	29	183	

Table 42: Putting them all together, what were your grades like last year?

Response	6	8	10	12	Total	
Mostly F's	1.7	1.2	0.9	0.6	1.1	
Mostly D's	3.3	3.6	4.1	2.6	3.4	
Mostly C's	14.1	18.7	21.9	19.3	18.3	
Mostly B's	37.6	39.9	38.9	40.4	39.1	
Mostly A's	43.3	36.7	34.1	37.1	38.0	
N of Valid	2545	2472	2101	1793	8911	
N of Miss	191	108	61	41	401	

Table 43: How important do you think the things you are learning in school are going to be for your later life?

Response	6	8	10	12	Total	
Very important	57.2	35.4	19.6	17.0	34.5	
Quite important	23.0	27.7	25.5	22.6	24.8	
Fairly important	13.4	23.6	31.6	33.0	24.3	
Slightly important	5.2	10.2	18.7	21.9	13.0	
Not at all important	1.3	3.0	4.6	5.5	3.4	
N of Valid	2710	2546	2137	1807	9200	
N of Miss	26	34	25	27	112	

Table 44: How interesting are most of your courses to you?

Response	6	8	10	12	Total	
Very interesting and stimulating	21.4	10.8	7.5	8.1	12.6	
Quite interesting	35.6	28.7	23.4	25.0	28.7	
Fairly interesting	28.9	39.8	43.2	41.0	37.7	
Slightly dull	9.5	14.7	18.4	18.0	14.7	
Very dull	4.6	6.0	7.5	8.0	6.3	
N of Valid	2643	2545	2135	1811	9134	
N of Miss	93	35	27	23	178	

Table 45: During the LAST FOUR WEEKS how many whole days of school have you missed because you skipped or 'cut'?








Response	6	8	10	12	Total	
None	72.6	74.3	71.4	57.3	69.8	
1	11.8	10.5	13.5	18.2	13.1	
2	5.9	6.7	7.3	9.9	7.3	
3	4.3	4.2	3.5	6.9	4.6	
04/05/13	3.7	2.9	2.6	5.1	3.5	
06/10/13	1.2	0.8	1.1	1.6	1.2	
11 or more	0.4	0.5	0.5	0.9	0.5	
N of Valid	2694	2550	2141	1810	9195	
N of Miss	42	30	21	24	117	

Table 46: What are the chances you would be seen as cool if you: smoked cigarettes?






Response	6	8	10	12	Total	
No or very little chance	89.8	72.8	63.5	58.4	72.6	
Little chance	5.7	13.7	17.5	20.0	13.5	
Some chance	2.7	7.8	11.0	12.7	8.1	
Pretty good chance	1.1	3.7	5.2	5.3	3.6	
Very good chance	0.8	2.0	2.8	3.6	2.1	
N of Valid	2617	2526	2129	1799	9071	
N of Miss	119	54	33	35	241	

Table 47: What are the chances you would be seen as cool if you: worked hard at school?






Response	6	8	10	12	Total	
No or very little chance	5.9	10.4	12.8	12.5	10.1	
Little chance	7.7	15.8	17.1	19.0	14.4	
Some chance	13.1	21.8	26.8	26.6	21.4	
Pretty good chance	25.7	25.7	23.4	22.7	24.6	
Very good chance	47.5	26.4	19.9	19.2	29.6	
N of Valid	2648	2530	2127	1798	9103	
N of Miss	88	50	35	36	209	

Table 48: What are the chances you would be seen as cool if you: began drinking alcoholic beverages regularly, that is, at least once or twice a month?






Response	6	8	10	12	Total	
No or very little chance	88.5	67.4	47.1	40.1	63.3	
Little chance	6.3	14.0	16.4	16.7	12.9	
Some chance	2.8	9.2	16.8	18.7	11.0	
Pretty good chance	1.5	6.5	13.5	16.2	8.6	
Very good chance	1.0	2.8	6.3	8.4	4.2	
N of Valid	2617	2535	2125	1795	9072	
N of Miss	119	45	37	39	240	

Table 49: What are the chances you would be seen as cool if you: defended someone who was being verbally abused at school?






Response	6	8	10	12	Total	
No or very little chance	14.9	13.6	14.2	13.8	14.1	
Little chance	8.6	11.4	16.0	14.6	12.3	
Some chance	14.6	21.0	24.1	25.3	20.7	
Pretty good chance	22.5	26.0	25.4	25.1	24.7	
Very good chance	39.5	27.9	20.2	21.2	28.1	
N of Valid	2617	2534	2121	1798	9070	
N of Miss	119	46	41	36	242	

Table 50: What are the chances you would be seen as cool if you: smoked marijuana?






Response	6	8	10	12	Total	
No or very little chance	92.4	72.6	53.9	47.7	69.0	
Little chance	3.4	10.3	13.3	15.0	9.9	
Some chance	1.5	7.5	12.2	13.5	8.0	
Pretty good chance	1.1	4.3	10.4	11.9	6.3	
Very good chance	1.5	5.4	10.2	12.0	6.7	
N of Valid	2624	2536	2123	1797	9080	
N of Miss	112	44	39	37	232	

Table 51: What are the chances you would be seen as cool if you: carried a handgun?






Response	6	8	10	12	Total	
No or very little chance	84.0	76.0	73.5	72.8	77.1	
Little chance	7.0	10.2	12.1	12.1	10.1	
Some chance	3.8	6.2	6.3	7.6	5.8	
Pretty good chance	2.1	3.2	3.5	3.3	3.0	
Very good chance	3.1	4.4	4.6	4.2	4.0	
N of Valid	2623	2534	2125	1799	9081	
N of Miss	113	46	37	35	231	

Table 52: Think of your four best friends (the friends you feel closest to). In the past year (12 months), how many of your best friends have: participated in clubs, organizations or activities at school?






Response	6	8	10	12	Total	
0	13.0	10.0	8.1	9.8	10.4	
1	12.7	10.2	10.1	9.0	10.7	
2	17.7	17.7	18.1	15.6	17.4	
3	16.0	17.5	15.5	14.2	15.9	
4	40.6	44.6	48.2	51.3	45.6	
N of Valid	2633	2530	2121	1796	9080	
N of Miss	103	50	41	38	232	

Table 53: Think of your four best friends (the friends you feel closest to). In the past year (12 months), how many of your best friends have: smoked cigarettes?






Response	6	8	10	12	Total	
0	91.5	74.7	57.2	41.6	69.0	
1	5.9	12.6	16.2	20.2	13.0	
2	1.6	6.6	11.7	16.4	8.3	
3	0.5	3.0	5.6	9.5	4.2	
4	0.6	3.0	9.3	12.3	5.6	
N of Valid	2656	2525	2127	1794	9102	
N of Miss	80	55	35	40	210	

Table 54: Think of your four best friends (the friends you feel closest to). In the past year (12 months), how many of your best friends have: tried beer, wine or hard liquor (for example, vodka, whiskey, or gin) when their parents didn't know about it?






Response	6	8	10	12	Total	
0	87.6	63.3	38.5	28.0	57.7	
1	8.3	13.8	16.4	12.0	12.4	
2	1.9	10.5	14.5	15.1	9.8	
3	0.9	4.6	10.0	13.1	6.5	
4	1.3	7.8	20.6	31.7	13.6	
N of Valid	2650	2529	2123	1789	9091	
N of Miss	86	51	39	45	221	

Table 55: Think of your four best friends (the friends you feel closest to). In the past year (12 months), how many of your best friends have: made a commitment to stay drug-free?






Response	6	8	10	12	Total	
0	8.5	19.9	27.4	34.6	21.2	
1	5.5	9.7	15.0	16.4	11.0	
2	6.1	9.5	12.0	12.1	9.6	
3	9.0	11.6	11.9	9.6	10.5	
4	70.9	49.4	33.7	27.4	47.6	
N of Valid	2636	2518	2108	1790	9052	
N of Miss	100	62	54	44	260	

Table 56: Think of your four best friends (the friends you feel closest to). In the past year (12 months), how many of your best friends have: used marijuana?






Response	6	8	10	12	Total	
0	96.3	80.3	59.1	46.1	73.3	
1	2.2	9.1	13.5	15.2	9.3	
2	0.8	5.0	8.8	13.7	6.4	
3	0.3	2.0	7.0	9.8	4.2	
4	0.4	3.6	11.5	15.2	6.8	
N of Valid	2650	2522	2115	1790	9077	
N of Miss	86	58	47	44	235	

Table 57: Think of your four best friends (the friends you feel closest to). In the past year (12 months), how many of your best friends have: used prescription drugs or non-prescription drugs for the purposes of getting high?






Response	6	8	10	12	Total	
0	95.6	87.3	73.8	65.1	82.2	
1	2.8	6.3	11.0	13.9	7.9	
2	0.9	3.1	7.2	9.8	4.7	
3	0.2	1.7	3.4	5.1	2.3	
4	0.6	1.5	4.6	6.1	2.9	
N of Valid	2640	2533	2116	1790	9079	
N of Miss	96	47	46	44	233	

Table 58: Think of your four best friends (the friends you feel closest to). In the past year (12 months), how many of your best friends have: used synthetic marijuana (K2, spice) or bath salts?






Response	6	8	10	12	Total	
0	97.8	92.4	83.3	77.1	88.8	
1	1.2	4.2	6.4	8.7	4.7	
2	0.6	1.5	3.8	6.3	2.7	
3	0.3	1.0	2.8	2.6	1.5	
4	0.2	1.1	3.7	5.4	2.3	
N of Valid	2641	2524	2121	1789	9075	
N of Miss	95	56	41	45	237	

Table 59: Think of your four best friends (the friends you feel closest to). In the past year (12 months), how many of your best friends have: used LSD, cocaine, amphetamines, or other illegal drugs?






Response	6	8	10	12	Total	
0	97.4	93.3	88.1	85.3	91.7	
1	1.6	3.6	6.6	7.8	4.5	
2	0.6	1.5	2.4	3.0	1.8	
3	0.2	0.5	1.2	1.4	0.8	
4	0.2	1.1	1.7	2.5	1.2	
N of Valid	2635	2515	2115	1788	9053	
N of Miss	101	65	47	46	259	

Table 60: Think of your four best friends (the friends you feel closest to). In the past year (12 months), how many of your best friends have: tried to do well in school?






Response	6	8	10	12	Total	
0	2.1	3.5	3.6	5.0	3.4	
1	3.5	5.0	5.7	6.4	5.0	
2	6.6	10.8	13.8	14.1	10.9	
3	12.3	19.4	20.1	20.2	17.7	
4	75.5	61.3	56.8	54.3	63.0	
N of Valid	2654	2517	2115	1793	9079	
N of Miss	82	63	47	41	233	

Table 61: Think of your four best friends (the friends you feel closest to). In the past year (12 months), how many of your best friends have: been suspended from school?






Response	6	8	10	12	Total	
0	67.2	56.9	62.6	71.2	64.0	
1	17.2	20.9	18.2	14.2	17.9	
2	8.0	10.9	8.7	7.0	8.8	
3	3.1	4.3	4.6	3.5	3.8	
4	4.5	7.0	5.8	4.1	5.4	
N of Valid	2640	2526	2111	1790	9067	
N of Miss	96	54	51	44	245	

Table 62: Think of your four best friends (the friends you feel closest to). In the past year (12 months), how many of your best friends have: liked school?






Response	6	8	10	12	Total	
0	16.3	25.4	29.7	33.3	25.3	
1	11.6	14.4	14.2	13.6	13.3	
2	17.2	21.8	23.6	22.8	21.1	
3	21.4	17.1	15.6	12.7	17.1	
4	33.6	21.3	17.0	17.6	23.1	
N of Valid	2640	2522	2112	1792	9066	
N of Miss	96	58	50	42	246	

Table 63: Think of your four best friends (the friends you feel closest to). In the past year (12 months), how many of your best friends have: carried a handgun?






Response	6	8	10	12	Total	
0	95.1	93.4	92.1	91.5	93.2	
1	2.3	3.2	3.5	4.4	3.3	
2	1.2	1.7	1.9	1.5	1.6	
3	0.6	0.8	1.0	0.8	0.8	
4	0.8	0.9	1.5	1.8	1.2	
N of Valid	2652	2527	2115	1793	9087	
N of Miss	84	53	47	41	225	

Table 64: Think of your four best friends (the friends you feel closest to). In the past year (12 months), how many of your best friends have: sold illegal drugs?






Response	6	8	10	12	Total	
0	98.4	93.3	85.9	80.6	90.6	
1	1.0	4.2	6.6	10.0	5.0	
2	0.2	1.1	3.3	4.4	2.0	
3	0.2	0.4	1.9	1.9	1.0	
4	0.2	1.0	2.2	3.0	1.4	
N of Valid	2629	2520	2107	1782	9038	
N of Miss	107	60	55	52	274	

Table 65: Think of your four best friends (the friends you feel closest to). In the past year (12 months), how many of your best friends have: regularly attended religious services?






Response	6	8	10	12	Total	
0	25.4	20.5	18.9	22.0	21.8	
1	10.9	13.0	16.5	18.2	14.3	
2	13.9	19.1	21.6	21.5	18.7	
3	16.9	18.8	18.4	16.3	17.7	
4	32.9	28.6	24.6	21.9	27.6	
N of Valid	2544	2500	2114	1787	8945	
N of Miss	192	80	48	47	367	

Table 66: Think of your four best friends (the friends you feel closest to). In the past year (12 months), how many of your best friends have: stolen or tried to steal a motor vehicle such as a car or motorcycle?






Response	6	8	10	12	Total	
0	96.2	93.8	94.2	94.4	94.7	
1	2.1	3.3	3.4	2.9	2.9	
2	0.8	1.6	1.4	1.2	1.2	
3	0.3	0.4	0.3	0.3	0.3	
4	0.6	0.8	0.7	1.2	0.8	
N of Valid	2653	2528	2120	1789	9090	
N of Miss	83	52	42	45	222	

Table 67: Think of your four best friends (the friends you feel closest to). In the past year (12 months), how many of your best friends have: been arrested?






Response	6	8	10	12	Total	
0	92.9	85.7	80.4	80.2	85.5	
1	5.3	7.9	10.8	10.9	8.4	
2	1.0	3.2	4.6	5.8	3.4	
3	0.4	1.7	2.2	1.3	1.4	
4	0.4	1.5	2.1	1.7	1.4	
N of Valid	2660	2532	2118	1789	9099	
N of Miss	76	48	44	45	213	

Table 68: Think of your four best friends (the friends you feel closest to). In the past year (12 months), how many of your best friends have: dropped out of school?






Response	6	8	10	12	Total	
0	94.1	94.6	91.0	86.7	92.0	
1	3.9	3.4	6.2	8.3	5.2	
2	1.3	0.9	1.7	2.5	1.5	
3	0.3	0.4	0.6	1.2	0.6	
4	0.5	0.6	0.5	1.3	0.7	
N of Valid	2659	2527	2114	1788	9088	
N of Miss	77	53	48	46	224	

Table 69: Think of your four best friends (the friends you feel closest to). In the past year (12 months), how many of your best friends have: been members of a gang?






Response	6	8	10	12	Total	
0	92.0	87.8	87.7	90.0	89.4	
1	3.9	5.6	5.2	3.9	4.7	
2	1.5	2.5	2.7	1.9	2.1	
3	0.9	1.3	0.9	1.0	1.1	
4	1.7	2.8	3.5	3.2	2.7	
N of Valid	2651	2525	2112	1792	9080	
N of Miss	85	55	50	42	232	

Table 70: How old were you when you first: smoked marijuana?










Response	6	8	10	12	Total	
Never	99.3	91.9	78.1	65.2	85.6	
10 or younger	0.3	0.9	1.1	1.3	0.9	
11	0.3	0.9	1.3	0.8	0.8	
12	0.0	1.5	2.7	2.2	1.5	
13	0.0	3.7	3.1	3.5	2.4	
14	0.0	1.0	5.9	5.0	2.6	
15	0.0	0.0	6.7	6.6	2.9	
16	0.0	0.0	1.0	10.4	2.3	
17 or older	0.0	0.1	0.1	4.9	1.0	
N of Valid	2676	2519	2113	1786	9094	
N of Miss	60	61	49	48	218	

Table 71: How old were you when you first: smoked a cigarette, even just a puff?


Response	6	8	10	12	Total	
Never	90.9	75.5	63.4	52.0	72.6	
10 or younger	6.0	9.4	9.7	9.3	8.4	
11	2.5	4.6	3.5	3.2	3.4	
12	0.6	4.9	4.5	5.9	3.7	
13	0.1	4.3	5.4	4.6	3.4	
14	0.0	1.2	6.4	5.4	2.9	
15	0.0	0.1	5.9	6.9	2.8	
16	0.0	0.0	1.1	7.9	1.8	
17 or older	0.0	0.1	0.2	4.6	1.0	
N of Valid	2683	2533	2127	1789	9132	
N of Miss	53	47	35	45	180	

Table 72: How old were you when you first: had more than a sip or two of beer, wine or hard liquor (for example, vodka, whiskey, or gin)?

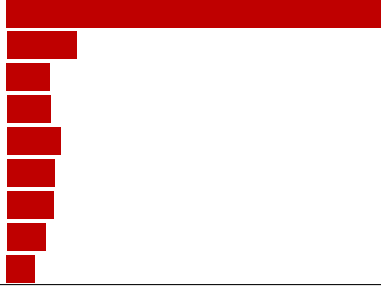
Response	6	8	10	12	Total	
Never	84.1	64.3	46.9	32.3	59.8	
10 or younger	10.0	10.1	8.0	6.5	8.9	
11	4.6	6.0	4.0	2.9	4.5	
12	1.1	7.3	5.5	5.1	4.6	
13	0.1	9.7	8.6	7.5	6.2	
14	0.0	2.5	11.8	8.9	5.2	
15	0.0	0.2	11.8	11.5	5.1	
16	0.0	0.0	3.1	15.3	3.7	
17 or older	0.0	0.0	0.3	10.1	2.1	
N of Valid	2673	2535	2123	1789	9120	
N of Miss	63	45	39	45	192	

Table 73: How old were you when you first: began drinking alcoholic beverages regularly, that is, at least once or twice a month?










Response	6	8	10	12	Total	
Never	98.8	92.9	81.5	67.7	87.1	
10 or younger	0.4	1.0	0.6	0.4	0.6	
11	0.5	0.7	0.8	0.4	0.6	
12	0.1	1.8	0.6	1.0	0.9	
13	0.0	2.5	2.1	3.0	1.8	
14	0.0	1.1	5.0	3.3	2.1	
15	0.0	0.0	6.9	5.2	2.6	
16	0.0	0.0	2.4	10.9	2.7	
17 or older	0.1	0.0	0.2	8.2	1.7	
N of Valid	2682	2541	2119	1783	9125	
N of Miss	54	39	43	51	187	

Table 74: How old were you when you first: used Daztrex?


Response	6	8	10	12	Total	
Never	100.0	100.0	100.0	100.0	100.0	
10 or younger	0.0	0.0	0.0	0.0	0.0	
11	0.0	0.0	0.0	0.0	0.0	
12	0.0	0.0	0.0	0.0	0.0	
13	0.0	0.0	0.0	0.0	0.0	
14	0.0	0.0	0.0	0.0	0.0	
15	0.0	0.0	0.0	0.0	0.0	
16	0.0	0.0	0.0	0.0	0.0	
17 or older	0.0	0.0	0.0	0.0	0.0	
N of Valid	2608	2513	2114	1782	9017	
N of Miss	128	67	48	52	295	

Table 75: How old were you when you first: got suspended from school?










Response	6	8	10	12	Total	
Never	86.6	80.5	76.3	77.2	80.7	
10 or younger	8.6	6.8	5.9	4.2	6.6	
11	3.5	3.2	2.2	1.7	2.8	
12	1.2	4.8	3.1	2.1	2.8	
13	0.0	3.8	3.8	2.9	2.5	
14	0.0	0.8	4.2	3.6	1.9	
15	0.0	0.1	3.3	3.3	1.5	
16	0.0	0.0	1.0	3.4	0.9	
17 or older	0.0	0.0	0.2	1.7	0.4	
N of Valid	2677	2528	2123	1790	9118	
N of Miss	59	52	39	44	194	

Table 76: How old were you when you first: got arrested?










Response	6	8	10	12	Total	
Never	99.2	95.5	93.2	91.3	95.2	
10 or younger	0.2	0.4	0.6	0.7	0.4	
11	0.4	0.7	0.3	0.2	0.4	
12	0.1	1.2	0.9	0.4	0.7	
13	0.0	1.5	0.7	1.0	0.8	
14	0.0	0.5	1.8	1.2	0.8	
15	0.0	0.1	2.1	1.7	0.8	
16	0.0	0.0	0.4	2.0	0.5	
17 or older	0.0	0.0	0.1	1.5	0.3	
N of Valid	2679	2536	2122	1792	9129	
N of Miss	57	44	40	42	183	

Table 77: How old were you when you first: carried a handgun?










Response	6	8	10	12	Total	
Never	95.9	95.5	94.9	94.1	95.2	
10 or younger	2.1	1.3	1.5	0.9	1.5	
11	1.4	0.9	0.4	0.3	0.8	
12	0.5	1.1	0.5	0.5	0.6	
13	0.0	0.9	0.8	0.7	0.6	
14	0.0	0.3	0.7	0.4	0.3	
15	0.0	0.0	0.8	0.6	0.3	
16	0.0	0.0	0.5	1.2	0.4	
17 or older	0.1	0.0	0.0	1.3	0.3	
N of Valid	2665	2528	2119	1787	9099	
N of Miss	71	52	43	47	213	

Table 78: How old were you when you first: attacked someone with the idea of seriously hurting them?










Response	6	8	10	12	Total	
Never	89.8	84.7	80.6	81.1	84.5	
10 or younger	5.1	4.5	4.9	3.1	4.5	
11	3.8	2.3	2.0	1.1	2.4	
12	1.3	3.2	1.9	1.1	1.9	
13	0.1	3.9	2.3	2.8	2.2	
14	0.0	1.3	3.3	2.8	1.7	
15	0.0	0.0	3.5	2.5	1.3	
16	0.0	0.0	1.5	3.5	1.0	
17 or older	0.0	0.0	0.1	2.0	0.4	
N of Valid	2674	2536	2123	1793	9126	
N of Miss	62	44	39	41	186	

Table 79: How old were you when you first: belonged to a gang?










Response	6	8	10	12	Total	
Never	97.2	96.1	96.3	95.9	96.4	
10 or younger	1.3	1.1	0.8	0.9	1.0	
11	1.1	0.6	0.1	0.1	0.5	
12	0.3	0.6	0.3	0.4	0.4	
13	0.0	1.1	0.7	0.4	0.5	
14	0.0	0.5	0.8	0.6	0.4	
15	0.0	0.0	0.8	0.4	0.3	
16	0.0	0.0	0.2	0.8	0.2	
17 or older	0.0	0.0	0.0	0.5	0.1	
N of Valid	2676	2543	2126	1793	9138	
N of Miss	60	37	36	41	174	

Table 80: How wrong do you think it is for someone your age to: take a handgun to school?





Response	6	8	10	12	Total	
Very wrong	92.4	86.3	87.8	90.3	89.2	
Wrong	5.9	10.0	8.9	6.5	7.8	
A little bit wrong	1.0	2.7	2.1	2.1	2.0	
Not wrong at all	0.6	0.9	1.2	1.1	0.9	
N of Valid	2698	2550	2125	1789	9162	
N of Miss	38	30	37	45	150	

Table 81: How wrong do you think it is for someone your age to: steal anything worth more than \$5?





Response	6	8	10	12	Total	
Very wrong	70.5	60.4	58.8	69.7	64.8	
Wrong	23.4	29.3	30.5	22.2	26.5	
A little bit wrong	5.1	8.9	9.0	6.4	7.3	
Not wrong at all	0.9	1.4	1.6	1.7	1.4	
N of Valid	2684	2542	2126	1794	9146	
N of Miss	52	38	36	40	166	

Table 82: How wrong do you think it is for someone your age to: pick a fight with someone?





Response	6	8	10	12	Total	
Very wrong	60.3	40.2	35.8	47.2	46.4	
Wrong	26.6	31.6	33.0	29.2	30.0	
A little bit wrong	10.4	22.5	25.6	18.5	18.9	
Not wrong at all	2.7	5.8	5.5	5.1	4.7	
N of Valid	2661	2534	2112	1788	9095	
N of Miss	75	46	50	46	217	

Table 83: How wrong do you think it is for someone your age to: attack someone with the idea of seriously hurting them?





Response	6	8	10	12	Total	
Very wrong	83.6	68.3	61.9	66.3	70.9	
Wrong	10.7	20.4	24.2	20.4	18.4	
A little bit wrong	3.7	8.3	10.2	9.5	7.6	
Not wrong at all	2.1	3.0	3.7	3.8	3.1	
N of Valid	2671	2535	2116	1782	9104	
N of Miss	65	45	46	52	208	

Table 84: How wrong do you think it is for someone your age to: stay away from school all day when their parents think they are at school?





Response	6	8	10	12	Total	
Very wrong	84.6	65.4	50.6	47.4	64.1	
Wrong	11.8	22.7	29.2	27.9	22.0	
A little bit wrong	2.3	8.9	16.0	19.4	10.7	
Not wrong at all	1.3	3.0	4.2	5.3	3.2	
N of Valid	2688	2543	2119	1782	9132	
N of Miss	48	37	43	52	180	

Table 85: How wrong do you think it is for someone your age to: drink beer, wine or hard liquor (for example, vodka, whiskey, or gin) regularly?





Response	6	8	10	12	Total	
Very wrong	91.0	69.6	47.9	39.5	65.0	
Wrong	6.6	16.8	23.5	21.4	16.2	
A little bit wrong	1.6	9.9	20.1	24.6	12.7	
Not wrong at all	0.8	3.7	8.5	14.6	6.1	
N of Valid	2691	2539	2116	1774	9120	
N of Miss	45	41	46	60	192	

Table 86: How wrong do you think it is for someone your age to: smoke cigarettes?





Response	6	8	10	12	Total	
Very wrong	89.2	72.5	54.7	44.3	67.8	
Wrong	8.0	15.9	21.4	20.2	15.7	
A little bit wrong	1.8	7.9	15.2	18.0	9.8	
Not wrong at all	1.0	3.7	8.7	17.5	6.8	
N of Valid	2689	2545	2117	1782	9133	
N of Miss	47	35	45	52	179	

Table 87: How wrong do you think it is for someone your age to: smoke marijuana?





Response	6	8	10	12	Total	
Very wrong	95.6	81.0	62.0	55.2	75.8	
Wrong	3.0	10.4	14.1	14.9	10.0	
A little bit wrong	0.6	4.2	11.5	13.5	6.7	
Not wrong at all	0.8	4.3	12.4	16.3	7.5	
N of Valid	2683	2533	2117	1781	9114	
N of Miss	53	47	45	53	198	

Table 88: How wrong do you think it is for someone your age to: use prescription drugs or non-prescription drugs for the purpose of getting high?





Response	6	8	10	12	Total	
Very wrong	95.8	87.7	76.6	73.8	84.8	
Wrong	3.2	8.6	14.8	15.9	9.9	
A little bit wrong	0.5	2.4	5.6	6.7	3.4	
Not wrong at all	0.6	1.3	3.1	3.7	2.0	
N of Valid	2687	2540	2120	1777	9124	
N of Miss	49	40	42	57	188	

Table 89: How wrong do you think it is for someone your age to: use synthetic marijuana (K2, spice) or bath salts?





Response	6	8	10	12	Total	
Very wrong	95.4	89.2	81.0	78.3	87.0	
Wrong	3.5	7.6	11.5	12.1	8.2	
A little bit wrong	0.4	2.0	4.6	5.6	2.8	
Not wrong at all	0.7	1.1	3.0	4.0	2.0	
N of Valid	2671	2539	2122	1781	9113	
N of Miss	65	41	40	53	199	

Table 90: How wrong do you think it is for someone your age to: use LSD, cocaine, amphetamines or another illegal drug?





Response	6	8	10	12	Total	
Very wrong	97.1	92.6	88.0	88.7	92.1	
Wrong	2.2	5.6	8.4	6.7	5.5	
A little bit wrong	0.2	1.0	2.2	2.6	1.4	
Not wrong at all	0.5	0.8	1.4	1.9	1.1	
N of Valid	2686	2539	2118	1783	9126	
N of Miss	50	41	44	51	186	

Table 91: At school during the past 12 months, did you receive help from the resource teacher, speech therapist or other special education teacher?



Response	6	8	10	12	Total	
No	75.9	87.0	91.1	90.8	85.5	
Yes	24.1	13.0	8.9	9.2	14.5	
N of Valid	2443	2315	1958	1636	8352	
N of Miss	293	265	204	198	960	

Table 92: How many times in the past year (12 months) have you: been suspended from school?









Response	6	8	10	12	Total	
Never	90.7	87.5	87.6	90.4	89.0	
1 to 2 times	7.2	9.9	9.4	8.2	8.7	
3 to 5 times	1.3	1.9	1.7	1.0	1.5	
6 to 9 times	0.5	0.4	0.6	0.2	0.4	
10 to 19 times	0.2	0.1	0.4	0.1	0.2	
20 to 29 times	0.0	0.1	0.1	0.1	0.1	
30 to 39 times	0.0	0.1	0.1	0.0	0.1	
40+ times	0.1	0.0	0.1	0.1	0.1	
N of Valid	2684	2547	2115	1786	9132	
N of Miss	52	33	47	48	180	

Table 93: How many times in the past year (12 months) have you: carried a handgun?









Response	6	8	10	12	Total	
Never	96.2	96.1	95.1	95.2	95.7	
1 to 2 times	2.3	2.2	1.7	1.7	2.0	
3 to 5 times	0.4	0.6	0.9	0.6	0.6	
6 to 9 times	0.4	0.3	0.5	0.6	0.4	
10 to 19 times	0.1	0.2	0.4	0.4	0.3	
20 to 29 times	0.2	0.0	0.2	0.2	0.2	
30 to 39 times	0.0	0.0	0.2	0.1	0.1	
40+ times	0.3	0.6	0.9	1.3	0.7	
N of Valid	2670	2540	2117	1778	9105	
N of Miss	66	40	45	56	207	

Table 94: How many times in the past year (12 months) have you: sold illegal drugs?









Response	6	8	10	12	Total	
Never	99.9	98.8	95.5	92.3	97.1	
1 to 2 times	0.1	0.5	2.0	2.8	1.2	
3 to 5 times	0.0	0.2	0.9	1.3	0.5	
6 to 9 times	0.0	0.1	0.5	0.6	0.3	
10 to 19 times	0.0	0.1	0.4	0.8	0.3	
20 to 29 times	0.0	0.1	0.1	0.3	0.1	
30 to 39 times	0.0	0.0	0.1	0.2	0.1	
40+ times	0.0	0.2	0.5	1.7	0.5	
N of Valid	2653	2521	2102	1776	9052	
N of Miss	83	59	60	58	260	

Table 95: How many times in the past year (12 months) have you: stolen or tried to steal a motor vehicle such as a car or motorcycle?









Response	6	8	10	12	Total	
Never	99.0	98.3	98.3	98.8	98.6	
1 to 2 times	0.8	1.2	1.2	0.8	1.0	
3 to 5 times	0.1	0.3	0.3	0.1	0.2	
6 to 9 times	0.0	0.1	0.0	0.1	0.0	
10 to 19 times	0.0	0.0	0.0	0.0	0.0	
20 to 29 times	0.0	0.0	0.1	0.1	0.0	
30 to 39 times	0.0	0.0	0.0	0.1	0.0	
40+ times	0.0	0.0	0.0	0.1	0.0	
N of Valid	2660	2535	2109	1775	9079	
N of Miss	76	45	53	59	233	

Table 96: How many times in the past year (12 months) have you: participated in clubs, organizations or activities at school?









Response	6	8	10	12	Total	
Never	25.0	24.4	22.9	24.1	24.2	
1 to 2 times	26.4	21.9	15.9	13.6	20.2	
3 to 5 times	19.3	16.2	15.5	12.7	16.3	
6 to 9 times	9.6	9.3	9.5	10.2	9.6	
10 to 19 times	6.7	7.5	8.9	10.3	8.1	
20 to 29 times	2.9	4.2	6.3	7.2	4.9	
30 to 39 times	1.6	2.0	2.8	2.4	2.1	
40+ times	8.6	14.5	18.3	19.6	14.7	
N of Valid	2649	2529	2109	1777	9064	
N of Miss	87	51	53	57	248	

Table 97: How many times in the past year (12 months) have you: been arrested?









Response	6	8	10	12	Total	
Never	98.8	96.0	94.9	95.3	96.4	
1 to 2 times	0.8	3.2	3.7	3.8	2.7	
3 to 5 times	0.2	0.5	0.7	0.5	0.5	
6 to 9 times	0.1	0.1	0.2	0.2	0.1	
10 to 19 times	0.0	0.1	0.2	0.1	0.1	
20 to 29 times	0.0	0.0	0.0	0.1	0.0	
30 to 39 times	0.0	0.0	0.0	0.0	0.0	
40+ times	0.0	0.0	0.1	0.1	0.1	
N of Valid	2655	2530	2111	1772	9068	
N of Miss	81	50	51	62	244	

Table 98: How many times in the past year (12 months) have you: attacked someone with the idea of seriously hurting them?









Response	6	8	10	12	Total	
Never	90.5	87.4	85.9	87.7	88.0	
1 to 2 times	6.6	8.1	9.3	8.0	7.9	
3 to 5 times	1.4	2.2	2.4	2.5	2.1	
6 to 9 times	0.6	1.2	1.0	1.0	0.9	
10 to 19 times	0.5	0.4	0.8	0.4	0.5	
20 to 29 times	0.2	0.2	0.0	0.0	0.1	
30 to 39 times	0.0	0.0	0.1	0.0	0.0	
40+ times	0.3	0.4	0.5	0.4	0.4	
N of Valid	2662	2538	2112	1779	9091	
N of Miss	74	42	50	55	221	

Table 99: How many times in the past year (12 months) have you: been drunk or high at school?









Response	6	8	10	12	Total	
Never	99.5	95.3	89.2	84.7	93.0	
1 to 2 times	0.4	3.0	5.1	5.8	3.3	
3 to 5 times	0.0	1.0	2.3	3.3	1.4	
6 to 9 times	0.0	0.1	0.9	1.6	0.6	
10 to 19 times	0.0	0.1	0.7	1.9	0.6	
20 to 29 times	0.0	0.1	0.5	0.6	0.3	
30 to 39 times	0.0	0.1	0.1	0.2	0.1	
40+ times	0.0	0.2	1.2	2.0	0.8	
N of Valid	2661	2534	2115	1779	9089	
N of Miss	75	46	47	55	223	

Table 100: How many times in the past year (12 months) have you: taken a handgun to school?









Response	6	8	10	12	Total	
Never	99.8	99.6	99.2	99.5	99.5	
1 to 2 times	0.2	0.1	0.4	0.0	0.2	
3 to 5 times	0.0	0.0	0.0	0.1	0.0	
6 to 9 times	0.0	0.0	0.1	0.1	0.1	
10 to 19 times	0.0	0.0	0.0	0.1	0.0	
20 to 29 times	0.0	0.0	0.0	0.0	0.0	
30 to 39 times	0.0	0.0	0.0	0.0	0.0	
40+ times	0.0	0.2	0.1	0.3	0.1	
N of Valid	2658	2530	2114	1774	9076	
N of Miss	78	50	48	60	236	

Table 101: Are you currently on probation, or assigned a probation officer with Juvenile Court?



Response	6	8	10	12	Total	
No	98.7	97.4	96.8	97.5	97.7	
Yes	1.3	2.6	3.2	2.5	2.3	
N of Valid	2415	2314	1945	1662	8336	
N of Miss	321	266	217	172	976	

Table 102: Have you ever belonged to a gang?






Response	6	8	10	12	Total	
No	95.5	93.2	93.6	93.1	94.0	
No, but would like to	0.8	1.6	1.5	2.0	1.4	
Yes, in the past	2.3	2.9	2.5	2.6	2.5	
Yes, belong now	1.2	2.0	2.3	2.2	1.9	
Yes, but would like to get out	0.2	0.3	0.2	0.2	0.2	
N of Valid	2700	2551	2117	1787	9155	
N of Miss	36	29	45	47	157	

Table 103: If you have ever belonged to a gang, did that gang have a name?




Response	6	8	10	12	Total	
No	7.4	6.8	8.8	13.5	8.7	
Yes	2.9	4.9	4.9	5.3	4.4	
I have never belonged to a gang	89.7	88.2	86.4	81.2	86.9	
N of Valid	2675	2513	2091	1763	9042	
N of Miss	61	67	71	71	270	

Table 104: You are at a party at someone's house, and one of your friends offers you a drink containing alcohol. What would you say or do?





Response	6	8	10	12	Total	
Drink it	3.3	18.4	34.3	43.3	22.5	
Tell your friend, 'No thanks, I don't drink' and suggest that you and your friend go and do something else	45.3	40.8	30.8	23.4	36.4	
Just say, 'No thanks' and walk away	32.8	27.1	26.3	27.2	28.6	
Make up a good excuse, tell your friend you had something else to do, and leave	18.6	13.7	8.6	6.2	12.5	
N of Valid	2667	2525	2097	1771	9060	
N of Miss	69	55	65	63	252	

Table 105: How often do you attend religious services or activities?





Response	6	8	10	12	Total	
Never	17.4	13.5	12.5	16.5	15.0	
Rarely	20.2	22.8	24.4	26.6	23.2	
1-2 Times a Month	12.0	13.8	12.9	15.3	13.3	
About Once a Week or More	50.4	49.9	50.2	41.7	48.5	
N of Valid	2610	2517	2106	1775	9008	
N of Miss	126	63	56	59	304	

Table 106: I think sometimes it's okay to cheat at school.


Response	6	8	10	12	Total	
NO!	70.9	38.7	20.2	21.0	40.4	
no	22.9	39.6	38.5	35.2	33.6	
yes	5.0	18.7	34.5	35.1	21.5	
YES!	1.2	3.1	6.8	8.6	4.5	
N of Valid	2681	2543	2112	1772	9108	
N of Miss	55	37	50	62	204	

Table 107: It is important to think before you act.


Response	6	8	10	12	Total	
NO!	1.9	2.1	1.7	1.6	1.9	
no	2.2	3.5	3.5	2.6	3.0	
yes	20.6	34.2	40.1	36.2	32.0	
YES!	75.3	60.1	54.7	59.5	63.2	
N of Valid	2678	2541	2113	1777	9109	
N of Miss	58	39	49	57	203	

Table 108: Sometimes I think that life is not worth it.

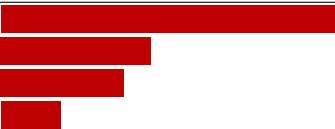
Response	6	8	10	12	Total	
NO!	61.9	50.1	46.3	50.5	52.7	
no	19.4	21.8	23.6	25.6	22.3	
yes	13.1	19.2	22.8	16.7	17.8	
YES!	5.7	8.9	7.2	7.2	7.2	
N of Valid	2630	2513	2100	1769	9012	
N of Miss	106	67	62	65	300	

Table 109: At times I think I am no good at all.





Response	6	8	10	12	Total	
NO!	40.9	34.6	32.5	36.3	36.3	
no	23.3	24.4	25.5	28.5	25.1	
yes	24.4	28.0	31.8	26.2	27.5	
YES!	11.3	13.0	10.2	9.0	11.1	
N of Valid	2646	2519	2093	1770	9028	
N of Miss	90	61	69	64	284	

Table 110: All in all, I am inclined to think that I am a failure.





Response	6	8	10	12	Total	
NO!	59.0	49.9	46.5	49.8	51.8	
no	23.0	29.0	32.5	33.6	29.0	
yes	13.2	14.6	14.7	11.7	13.6	
YES!	4.8	6.4	6.4	5.0	5.6	
N of Valid	2631	2521	2100	1768	9020	
N of Miss	105	59	62	66	292	

Table 111: In the past year, have you felt depressed or sad MOST days, even if you felt okay sometimes?





Response	6	8	10	12	Total	
NO!	33.7	32.4	29.4	32.2	32.1	
no	22.3	24.2	24.9	27.0	24.3	
yes	27.6	26.0	29.0	27.2	27.4	
YES!	16.3	17.4	16.7	13.6	16.2	
N of Valid	2641	2527	2108	1768	9044	
N of Miss	95	53	54	66	268	

Table 112: It is all right to beat up people if they start the fight.





Response	6	8	10	12	Total	
NO!	52.8	30.6	23.4	27.0	34.7	
no	19.3	20.9	20.9	20.6	20.4	
yes	16.3	26.0	27.5	27.5	23.8	
YES!	11.6	22.5	28.2	24.8	21.1	
N of Valid	2655	2527	2104	1768	9054	
N of Miss	81	53	58	66	258	

Table 113: I think it is okay to take something without asking if you can get away with it.





Response	6	8	10	12	Total	
NO!	83.4	65.8	57.5	61.6	68.2	
no	14.5	28.2	36.6	31.7	26.8	
yes	1.4	4.5	4.6	4.9	3.7	
YES!	0.8	1.4	1.3	1.8	1.3	
N of Valid	2655	2530	2103	1769	9057	
N of Miss	81	50	59	65	255	

Table 114: Where do you get the most information about living a drug and alcohol free life? Parents/guardians





Response	6	8	10	12	Total	
All the time	50.3	47.3	41.8	41.8	45.8	
Most	23.1	24.4	27.7	24.4	24.8	
Some	16.2	17.4	18.8	19.7	17.8	
Very little	10.3	10.9	11.7	14.1	11.5	
N of Valid	2606	2509	2083	1765	8963	
N of Miss	130	71	79	69	349	

Table 115: Where do you get the most information about living a drug and alcohol free life? Friends





Response	6	8	10	12	Total	
All the time	22.3	15.8	12.1	13.3	16.3	
Most	15.5	16.4	17.0	16.4	16.3	
Some	26.6	30.3	30.9	29.9	29.3	
Very little	35.6	37.6	40.0	40.5	38.1	
N of Valid	2537	2473	2068	1750	8828	
N of Miss	199	107	94	84	484	

Table 116: Where do you get the most information about living a drug and alcohol free life? Family members





Response	6	8	10	12	Total	
All the time	43.7	36.9	30.6	31.0	36.2	
Most	24.5	25.1	27.3	23.0	25.0	
Some	19.7	23.1	26.3	25.9	23.4	
Very little	12.1	14.9	15.8	20.1	15.3	
N of Valid	2570	2492	2070	1753	8885	
N of Miss	166	88	92	81	427	

Table 117: Where do you get the most information about living a drug and alcohol free life? School





Response	6	8	10	12	Total	
All the time	60.3	47.8	36.9	35.2	46.4	
Most	23.8	28.0	28.5	27.5	26.8	
Some	8.5	15.1	22.2	23.0	16.4	
Very little	7.3	9.1	12.3	14.3	10.4	
N of Valid	2592	2490	2081	1751	8914	
N of Miss	144	90	81	83	398	

Table 118: Where do you get the most information about living a drug and alcohol free life? Internet





Response	6	8	10	12	Total	
All the time	14.1	12.9	10.1	11.9	12.4	
Most	10.2	10.4	10.2	9.8	10.2	
Some	18.6	22.9	24.3	26.0	22.6	
Very little	57.1	53.8	55.4	52.2	54.8	
N of Valid	2511	2466	2058	1744	8779	
N of Miss	225	114	104	90	533	

Table 119: Where do you get the most information about living a drug and alcohol free life? TV





Response	6	8	10	12	Total	
All the time	18.1	15.8	11.8	13.1	15.0	
Most	12.5	12.8	12.7	12.1	12.5	
Some	28.1	29.9	29.6	31.7	29.6	
Very little	41.3	41.6	46.0	43.1	42.8	
N of Valid	2526	2463	2060	1751	8800	
N of Miss	210	117	102	83	512	

Table 120: Where do you get the most information about living a drug and alcohol free life? Social media





Response	6	8	10	12	Total	
All the time	16.5	12.6	10.1	12.3	13.0	
Most	10.6	10.2	10.5	10.6	10.5	
Some	19.9	26.2	25.9	28.6	24.8	
Very little	53.1	51.0	53.5	48.6	51.7	
N of Valid	2435	2449	2047	1744	8675	
N of Miss	301	131	115	90	637	

Table 121: How much do you think people risk harming themselves (physically or in other ways) if they: smoked one or more packs of cigarettes per day?

Response	6	8	10	12	Total	
No risk	12.6	10.4	7.1	6.0	9.4	
Slight risk	8.2	8.1	8.3	8.5	8.3	
Moderate risk	17.9	19.7	21.7	21.2	19.9	
Great risk	61.4	61.7	62.9	64.3	62.4	
N of Valid	2625	2504	2075	1755	8959	
N of Miss	111	76	87	79	353	

Table 122: How much do you think people risk harming themselves (physically or in other ways) if they: try marijuana once or twice?

Response	6	8	10	12	Total	
No risk	13.8	17.7	28.9	36.2	22.8	
Slight risk	15.9	24.0	26.2	24.4	22.2	
Moderate risk	24.2	24.4	19.7	16.3	21.7	
Great risk	46.0	33.9	25.2	23.1	33.3	
N of Valid	2608	2494	2070	1751	8923	
N of Miss	128	86	92	83	389	

Table 123: How much do you think people risk harming themselves (physically or in other ways) if they: smoke marijuana once or twice a week?

Response	6	8	10	12	Total	
No risk	13.2	13.6	20.7	24.9	17.4	
Slight risk	7.2	12.6	17.1	19.7	13.5	
Moderate risk	18.0	21.2	22.8	21.1	20.7	
Great risk	61.6	52.5	39.4	34.3	48.5	
N of Valid	2573	2480	2053	1747	8853	
N of Miss	163	100	109	87	459	

Table 124: How much do you think people risk harming themselves (physically or in other ways) if they: take one or two drinks of an alcoholic beverage (beer, wine, liquor) nearly every day?

Response	6	8	10	12	Total	
No risk	13.3	13.8	12.7	13.7	13.4	
Slight risk	15.2	19.4	22.3	22.8	19.5	
Moderate risk	23.1	24.8	29.4	26.4	25.7	
Great risk	48.5	42.1	35.6	37.1	41.5	
N of Valid	2610	2501	2067	1752	8930	
N of Miss	126	79	95	82	382	

Table 125: How much do you think people risk harming themselves (physically or in other ways) if they: have five or more drinks of an alcoholic beverage once or twice each weekend?

Response	6	8	10	12	Total	
No risk	12.9	11.5	9.6	11.4	11.5	
Slight risk	9.0	11.2	14.7	18.6	12.8	
Moderate risk	21.3	22.8	27.1	25.4	23.9	
Great risk	56.8	54.5	48.6	44.6	51.8	
N of Valid	2611	2501	2069	1755	8936	
N of Miss	125	79	93	79	376	

Table 126: How much do you think people risk harming themselves (physically or in other ways) if they: use prescription drugs that are not prescribed to them?

Response	6	8	10	12	Total	
No risk	12.3	9.3	6.5	6.0	8.9	
Slight risk	3.7	6.1	8.8	10.0	6.8	
Moderate risk	13.5	16.2	19.8	18.7	16.7	
Great risk	70.5	68.5	64.9	65.3	67.6	
N of Valid	2605	2495	2068	1757	8925	
N of Miss	131	85	94	77	387	

Table 127: How much do you think people risk harming themselves (physically or in other ways) if they: use non-prescription drugs to get high?


Response	6	8	10	12	Total	
No risk	12.7	9.7	6.5	6.2	9.1	
Slight risk	3.0	4.3	6.8	7.7	5.2	
Moderate risk	10.7	13.5	18.3	16.4	14.4	
Great risk	73.7	72.5	68.5	69.7	71.4	
N of Valid	2608	2497	2071	1756	8932	
N of Miss	128	83	91	78	380	

Table 128: Have you ever used smokeless tobacco (chew, snuff, plug, dipping tobacco, or chewing tobacco)?


Response	6	8	10	12	Total	
Never	93.8	86.5	79.3	72.8	84.3	
Once or Twice	4.6	8.1	9.7	11.1	8.0	
Once in a while but not regularly	1.0	2.5	3.2	5.5	2.8	
Regularly in the past	0.4	1.1	3.2	3.8	1.9	
Regularly now	0.3	1.8	4.5	6.9	3.0	
N of Valid	2659	2517	2087	1758	9021	
N of Miss	77	63	75	76	291	

Table 129: How often have you taken smokeless tobacco during the past 30 days?


Response	6	8	10	12	Total	
Not at all	98.6	95.2	90.5	87.0	93.5	
Once or twice	1.0	2.3	4.0	4.4	2.7	
Once or twice per week	0.1	0.7	0.6	1.1	0.6	
Three to five times per week	0.1	0.3	0.7	0.6	0.4	
About once a day	0.1	0.6	0.9	0.5	0.5	
More than once a day	0.1	1.0	3.4	6.5	2.4	
N of Valid	2658	2513	2085	1758	9014	
N of Miss	78	67	77	76	298	

Table 130: Have you ever smoked cigarettes?


Response	6	8	10	12	Total	
Never	91.6	76.7	65.8	54.2	74.2	
Once or Twice	6.8	14.4	15.3	16.6	12.8	
Once in a while but not regularly	0.9	4.4	8.0	10.8	5.5	
Regularly in the past	0.4	2.8	4.4	7.1	3.3	
Regularly now	0.3	1.7	6.6	11.2	4.3	
N of Valid	2654	2520	2084	1761	9019	
N of Miss	82	60	78	73	293	

Table 131: How frequently have you smoked cigarettes during the past 30 days?


Response	6	8	10	12	Total	
Not at all	98.6	94.1	86.1	78.0	90.4	
Less than one cigarette per day	0.9	3.4	5.7	8.7	4.2	
One to five cigarettes per day	0.3	1.6	5.0	6.2	2.9	
About one-half pack per day	0.1	0.5	1.8	3.5	1.3	
About one pack per day	0.0	0.3	0.8	2.7	0.8	
About one and one-half packs per day	0.0	0.1	0.5	0.7	0.3	
Two packs or more per day	0.0	0.0	0.1	0.3	0.1	
N of Valid	2654	2515	2079	1761	9009	
N of Miss	82	65	83	73	303	

Table 132: Which statement best describes rules about smoking inside your home?


Response	6	8	10	12	Total	
Smoking is not allowed anywhere inside your home	61.8	63.0	66.3	66.5	64.1	
Smoking is allowed in some places and at some times	9.4	8.2	7.5	6.9	8.1	
Smoking is allowed anywhere inside the home	3.7	4.4	6.0	6.8	5.0	
There are no rules about smoking inside the home	6.3	9.3	9.5	10.9	8.8	
I don't know	18.8	15.0	10.7	8.8	13.9	
N of Valid	2628	2505	2074	1757	8964	
N of Miss	108	75	88	77	348	

Table 133: Which statement best describes rules about smoking in your family cars?







Response	6	8	10	12	Total	
Smoking is never allowed in any car	57.4	54.5	56.4	54.5	55.8	
Smoking is allowed sometimes or in some cars	14.6	14.7	12.6	15.0	14.2	
Smoking is allowed in any car anytime	4.0	5.8	6.6	7.1	5.7	
There are no rules about smoking in the car	6.7	10.0	11.5	12.2	9.8	
We do not have a family car	1.2	1.0	1.1	2.7	1.4	
I don't know	16.1	14.0	11.7	8.4	13.0	
N of Valid	2625	2501	2070	1757	8953	
N of Miss	111	79	92	77	359	

Table 134: During this school year, were you taught in any of your classes about the dangers of tobacco use?






Response	6	8	10	12	Total	
Strongly agree	52.6	32.7	19.6	15.2	32.0	
Agree	24.3	30.8	30.1	26.2	27.8	
Disagree	5.2	9.8	16.2	17.7	11.5	
Strongly disagree	4.1	9.4	13.7	21.6	11.2	
I don't know	13.8	17.3	20.4	19.4	17.4	
N of Valid	2585	2452	2043	1734	8814	
N of Miss	151	128	119	100	498	

Table 135: During the past 12 months, have you participated in any community activities to discourage people your age from using cigarettes, chewing tobacco, snuff, dip or cigars?






Response	6	8	10	12	Total	
Strongly agree	26.0	17.6	14.7	14.7	18.8	
Agree	16.8	19.1	14.6	15.1	16.6	
Disagree	12.3	17.3	21.1	19.4	17.1	
Strongly disagree	16.8	22.7	27.3	31.6	23.8	
I don't know	28.1	23.3	22.4	19.2	23.7	
N of Valid	2531	2434	2033	1736	8734	
N of Miss	205	146	129	98	578	

Table 136: Think back over the last two weeks. How many times have you had five or more alcoholic drinks in a row?







Response	6	8	10	12	Total	
None	98.1	93.4	85.6	78.2	90.0	
Once	1.1	2.9	6.2	7.5	4.0	
Twice	0.3	1.6	4.0	6.5	2.7	
3-5 times	0.3	1.4	2.1	4.1	1.8	
6-9 times	0.1	0.2	0.8	1.0	0.5	
10 or more times	0.1	0.4	1.3	2.7	1.0	
N of Valid	2628	2472	2051	1751	8902	
N of Miss	108	108	111	83	410	

Table 137: During the past 30 days, how many times did you ride in a car or other vehicle driven by someone who had been drinking alcohol or using drugs to get high?






Response	6	8	10	12	Total	
0 times	90.2	89.3	82.8	80.3	86.3	
1 time	4.8	4.2	6.8	7.0	5.5	
2 or 3 times	2.5	3.4	5.8	6.7	4.3	
4 or 5 times	0.4	0.8	1.5	2.0	1.1	
6 or more times	2.1	2.3	3.1	4.0	2.7	
N of Valid	2618	2468	2045	1749	8880	
N of Miss	118	112	117	85	432	

Table 138: During the past 30 days, how many times did you drive a car or other vehicle when you had been drinking alcohol or using drugs to get high?







Response	6	8	10	12	Total	
I did not drive a car in the past 30 days	48.8	51.4	31.6	18.4	39.4	
0 times	50.3	46.5	62.7	70.8	56.2	
1 time	0.5	0.9	2.4	4.6	1.9	
2 or 3 times	0.2	0.6	1.5	3.3	1.2	
4 or 5 times	0.0	0.1	0.5	0.5	0.3	
6 or more times	0.2	0.5	1.2	2.4	1.0	
N of Valid	2520	2405	2023	1744	8692	
N of Miss	216	175	139	90	620	

Table 139: If you drank alcohol (not just a sip or taste) in the past year, how did you usually get it?













Response	6	8	10	12	Total	
I did not drink alcohol in the past year	93.1	80.4	64.1	46.5	73.7	
I bought it myself with a fake ID	0.0	0.2	0.2	0.9	0.3	
I bought it myself without a fake ID	0.1	0.1	0.4	1.2	0.4	
I got it from someone I know age 21 or older	0.9	4.1	13.2	26.7	9.7	
I got it from someone I know under age 21	0.2	1.7	5.4	6.4	3.0	
I got it from my brother or sister	0.2	1.1	1.0	1.5	0.9	
I got it from home with my parents' permission	1.2	3.2	3.7	4.4	3.0	
I got it from home without my parents' permission	0.7	2.7	2.5	0.9	1.7	
I got it from another relative	0.5	1.6	2.1	2.3	1.5	
A stranger bought it for me	0.0	0.2	0.8	1.6	0.6	
I took it from a store or shop	0.0	0.1	0.1	0.1	0.1	
Other	3.1	4.4	6.3	7.7	5.1	
N of Valid	2575	2439	2012	1723	8749	
N of Miss	161	141	150	111	563	

Table 140: If you drank alcohol (not just a sip or taste) in the past year, where did you usually drink it?











Response	6	8	10	12	Total	
I did not drink alcohol in the past year	95.1	82.0	65.1	48.3	75.4	
at my home	2.2	6.9	9.9	11.4	7.1	
at someone else's home	1.3	7.5	18.6	30.8	12.7	
at an open area like a park, beach, field, back road, woods, or a street corner	0.9	1.9	4.2	5.4	2.8	
at a sporting event or concert	0.0	0.3	0.4	0.4	0.2	
at a restaurant, bar, or a nightclub	0.1	0.2	0.4	0.5	0.2	
at an empty building or a construction site	0.1	0.2	0.2	0.4	0.2	
at a hotel/motel	0.0	0.3	0.4	0.8	0.3	
in a car	0.2	0.3	0.6	1.5	0.6	
at school	0.1	0.4	0.4	0.7	0.4	
N of Valid	2565	2427	1986	1698	8676	
N of Miss	171	153	176	136	636	

Table 141: How do you feel about someone your age having one or two drinks of an alcoholic beverage nearly every day?





Response	6	8	10	12	Total	
Neither approve nor disapprove	17.9	24.6	30.6	34.5	26.0	
Somewhat disapprove	5.2	13.5	20.2	18.7	13.6	
Strongly disapprove	59.9	49.1	38.6	37.7	47.6	
Don't know or can't say	17.0	12.9	10.5	9.2	12.8	
N of Valid	2581	2439	2032	1737	8789	
N of Miss	155	141	130	97	523	

Table 142: On how many occasions have you had alcoholic beverages (beer, wine or hard liquor) to drink in your lifetime - more than just a few sips?








Response	6	8	10	12	Total	
0	90.0	73.3	56.0	39.4	67.7	
01/02/13	6.5	12.6	12.7	11.3	10.6	
03/05/13	2.0	5.6	8.6	10.4	6.2	
06/09/13	0.8	2.5	5.6	7.0	3.6	
10/19/13	0.3	3.0	7.6	9.8	4.6	
20-39	0.2	1.2	4.2	8.1	2.9	
40	0.1	1.8	5.2	13.9	4.4	
N of Valid	2633	2469	2042	1739	8883	
N of Miss	103	111	120	95	429	

Table 143: On how many occasions have you drunk one of more drinks of an alcoholic beverage during the past 30 days?








Response	6	8	10	12	Total	
0	98.6	91.3	80.8	69.7	86.8	
01/02/13	1.0	5.6	10.8	15.2	7.3	
03/05/13	0.3	1.7	4.6	5.6	2.7	
06/09/13	0.0	0.8	2.1	3.6	1.4	
10/19/13	0.0	0.3	0.6	3.1	0.9	
20-39	0.0	0.0	0.5	0.8	0.3	
40	0.0	0.2	0.6	1.9	0.6	
N of Valid	2626	2464	2038	1735	8863	
N of Miss	110	116	124	99	449	

Table 144: On how many occasions have you used marijuana (grass, pot) or hashish (hash, hash oil) in your lifetime?


Response	6	8	10	12	Total	
0	99.1	91.6	79.2	67.3	86.3	
01/02/13	0.6	3.3	5.4	6.7	3.6	
03/05/13	0.1	1.5	3.1	4.5	2.0	
06/09/13	0.1	1.3	1.9	3.4	1.5	
10/19/13	0.1	0.4	2.8	3.4	1.4	
20-39	0.0	0.8	1.8	3.2	1.3	
40	0.0	1.1	5.8	11.5	3.9	
N of Valid	2629	2465	2035	1724	8853	
N of Miss	107	115	127	110	459	

Table 145: On how many occasions have you used marijuana (grass, pot) or hashish (hash, hash oil) during the past 30 days?


Response	6	8	10	12	Total	
0	99.8	96.8	89.5	84.9	93.7	
01/02/13	0.2	1.6	4.2	5.3	2.5	
03/05/13	0.0	0.6	2.1	2.4	1.1	
06/09/13	0.0	0.3	1.2	1.2	0.6	
10/19/13	0.0	0.3	1.2	1.6	0.7	
20-39	0.0	0.1	0.7	1.2	0.4	
40	0.0	0.2	1.1	3.4	1.0	
N of Valid	2629	2468	2036	1726	8859	
N of Miss	107	112	126	108	453	

Table 146: On how many occasions have you used LSD or other psychedelics in your lifetime?


Response	6	8	10	12	Total	
0	99.9	99.5	98.0	96.6	98.7	
01/02/13	0.0	0.3	1.0	1.1	0.5	
03/05/13	0.0	0.1	0.4	1.0	0.3	
06/09/13	0.0	0.0	0.2	0.5	0.2	
10/19/13	0.0	0.0	0.1	0.2	0.1	
20-39	0.0	0.0	0.1	0.2	0.1	
40	0.0	0.0	0.0	0.3	0.1	
N of Valid	2610	2463	2035	1730	8838	
N of Miss	126	117	127	104	474	

Table 147: On how many occasions have you used LSD or other psychedelics during the past 30 days?

Response	6	8	10	12	Total	
0	99.9	99.8	99.3	98.9	99.5	
01/02/13	0.0	0.1	0.5	0.6	0.3	
03/05/13	0.0	0.1	0.1	0.0	0.1	
06/09/13	0.0	0.0	0.0	0.3	0.1	
10/19/13	0.0	0.0	0.0	0.1	0.0	
20-39	0.0	0.0	0.0	0.1	0.0	
40	0.0	0.0	0.0	0.1	0.0	
N of Valid	2607	2463	2037	1730	8837	
N of Miss	129	117	125	104	475	

Table 148: On how many occasions have you used cocaine or crack in your lifetime?

Response	6	8	10	12	Total	
0	99.8	99.1	98.6	97.9	99.0	
01/02/13	0.2	0.6	1.0	0.9	0.6	
03/05/13	0.0	0.1	0.1	0.2	0.1	
06/09/13	0.0	0.1	0.1	0.2	0.1	
10/19/13	0.0	0.1	0.1	0.3	0.1	
20-39	0.0	0.0	0.0	0.3	0.1	
40	0.0	0.0	0.0	0.2	0.0	
N of Valid	2626	2467	2035	1730	8858	
N of Miss	110	113	127	104	454	

Table 149: On how many occasions have you used cocaine or crack during the past 30 days?

Response	6	8	10	12	Total	
0	99.9	99.6	99.7	99.4	99.7	
01/02/13	0.0	0.2	0.2	0.5	0.2	
03/05/13	0.0	0.0	0.0	0.1	0.0	
06/09/13	0.0	0.1	0.0	0.0	0.0	
10/19/13	0.0	0.0	0.0	0.0	0.0	
20-39	0.0	0.0	0.0	0.1	0.0	
40	0.0	0.0	0.0	0.0	0.0	
N of Valid	2626	2462	2034	1726	8848	
N of Miss	110	118	128	108	464	

Table 150: On how many occasions have you sniffed glue, breathed the contents of an aerosol spray can, or inhaled other gases or sprays, in order to get high in your lifetime?


Response	6	8	10	12	Total	
0	96.8	92.5	91.5	91.7	93.4	
01/02/13	2.2	4.0	4.1	4.2	3.5	
03/05/13	0.6	1.5	1.9	1.3	1.3	
06/09/13	0.2	0.8	1.0	0.8	0.7	
10/19/13	0.1	0.5	0.8	0.9	0.5	
20-39	0.1	0.2	0.3	0.4	0.2	
40	0.1	0.4	0.3	0.8	0.4	
N of Valid	2621	2463	2034	1729	8847	
N of Miss	115	117	128	105	465	

Table 151: On how many occasions have you sniffed glue, breathed the contents of an aerosol spray can, or inhaled other gases or sprays, in order to get high during the past 30 days?


Response	6	8	10	12	Total	
0	98.9	97.2	97.8	98.3	98.1	
01/02/13	0.7	1.9	1.3	1.0	1.2	
03/05/13	0.3	0.3	0.6	0.3	0.4	
06/09/13	0.0	0.2	0.1	0.1	0.1	
10/19/13	0.0	0.0	0.1	0.2	0.1	
20-39	0.0	0.2	0.0	0.1	0.1	
40	0.0	0.0	0.0	0.0	0.0	
N of Valid	2624	2462	2031	1730	8847	
N of Miss	112	118	131	104	465	

Table 152: On how many occasions have you used Daztrex in your lifetime?


Response	6	8	10	12	Total	
0	100.0	100.0	100.0	100.0	100.0	
01/02/13	0.0	0.0	0.0	0.0	0.0	
03/05/13	0.0	0.0	0.0	0.0	0.0	
06/09/13	0.0	0.0	0.0	0.0	0.0	
10/19/13	0.0	0.0	0.0	0.0	0.0	
20-39	0.0	0.0	0.0	0.0	0.0	
40	0.0	0.0	0.0	0.0	0.0	
N of Valid	2597	2452	2033	1731	8813	
N of Miss	139	128	129	103	499	

Table 153: On how many occasions have you used Daztrex during the past 30 days?


Response	6	8	10	12	Total	
0	100.0	100.0	100.0	100.0	100.0	
01/02/13	0.0	0.0	0.0	0.0	0.0	
03/05/13	0.0	0.0	0.0	0.0	0.0	
06/09/13	0.0	0.0	0.0	0.0	0.0	
10/19/13	0.0	0.0	0.0	0.0	0.0	
20-39	0.0	0.0	0.0	0.0	0.0	
40	0.0	0.0	0.0	0.0	0.0	
N of Valid	2595	2453	2032	1726	8806	
N of Miss	141	127	130	108	506	

Table 154: On how many occasions have you used synthetic marijuana in your lifetime?








Response	6	8	10	12	Total	
0	99.8	97.2	93.0	88.3	95.2	
01/02/13	0.1	1.5	2.9	4.2	1.9	
03/05/13	0.0	0.4	1.4	3.0	1.0	
06/09/13	0.0	0.3	0.7	1.2	0.5	
10/19/13	0.0	0.1	0.6	1.3	0.4	
20-39	0.0	0.2	0.4	0.8	0.3	
40	0.0	0.4	0.9	1.4	0.6	
N of Valid	2613	2462	2027	1728	8830	
N of Miss	123	118	135	106	482	

Table 155: On how many occasions have you used synthetic marijuana during the past 30 days?


Response	6	8	10	12	Total	
0	100.0	99.0	97.4	96.9	98.5	
01/02/13	0.0	0.7	0.8	1.4	0.7	
03/05/13	0.0	0.0	0.8	0.6	0.3	
06/09/13	0.0	0.0	0.2	0.5	0.1	
10/19/13	0.0	0.1	0.4	0.2	0.1	
20-39	0.0	0.1	0.2	0.2	0.1	
40	0.0	0.0	0.1	0.2	0.1	
N of Valid	2608	2454	2032	1730	8824	
N of Miss	128	126	130	104	488	

Table 156: On how many occasions have you used methamphetamines (meth, speed, crank, crystal meth) in your lifetime?


Response	6	8	10	12	Total	
0	99.8	99.6	98.1	97.4	98.9	
01/02/13	0.1	0.4	0.7	1.0	0.5	
03/05/13	0.0	0.0	0.5	0.3	0.2	
06/09/13	0.0	0.0	0.4	0.3	0.2	
10/19/13	0.0	0.0	0.0	0.1	0.0	
20-39	0.0	0.0	0.1	0.3	0.1	
40	0.0	0.0	0.0	0.6	0.1	
N of Valid	2612	2455	2034	1728	8829	
N of Miss	124	125	128	106	483	

Table 157: On how many occasions have you used methamphetamines (meth, speed, crank, crystal meth) in the past 30 days?


Response	6	8	10	12	Total	
0	99.9	99.9	99.5	99.1	99.6	
01/02/13	0.0	0.1	0.2	0.2	0.1	
03/05/13	0.1	0.0	0.2	0.1	0.1	
06/09/13	0.0	0.0	0.0	0.3	0.1	
10/19/13	0.0	0.0	0.0	0.2	0.0	
20-39	0.0	0.0	0.0	0.1	0.0	
40	0.0	0.0	0.0	0.1	0.0	
N of Valid	2607	2455	2031	1729	8822	
N of Miss	129	125	131	105	490	

Table 158: On how many occasions have you used other chemical products (bath salts, plant food, etc.) in your lifetime?


Response	6	8	10	12	Total	
0	99.2	99.2	99.0	99.1	99.1	
01/02/13	0.5	0.6	0.2	0.4	0.5	
03/05/13	0.1	0.1	0.2	0.1	0.1	
06/09/13	0.1	0.1	0.1	0.1	0.1	
10/19/13	0.0	0.0	0.1	0.1	0.1	
20-39	0.0	0.0	0.0	0.0	0.0	
40	0.0	0.0	0.3	0.2	0.1	
N of Valid	2608	2454	2030	1731	8823	
N of Miss	128	126	132	103	489	

Table 159: On how many occasions have you used other chemical products (bath salts, plant food, etc.) during the past 30 days?


Response	6	8	10	12	Total	
0	99.8	99.8	99.5	99.5	99.7	
01/02/13	0.2	0.2	0.2	0.2	0.2	
03/05/13	0.0	0.0	0.0	0.0	0.0	
06/09/13	0.0	0.0	0.0	0.1	0.0	
10/19/13	0.0	0.0	0.0	0.1	0.0	
20-39	0.0	0.0	0.0	0.0	0.0	
40	0.0	0.0	0.2	0.1	0.1	
N of Valid	2605	2452	2034	1727	8818	
N of Miss	131	128	128	107	494	

Table 160: On how many occasions have you used heroin or other opiates in your lifetime?


Response	6	8	10	12	Total	
0	100.0	99.7	98.9	98.2	99.3	
01/02/13	0.0	0.2	0.5	0.6	0.3	
03/05/13	0.0	0.1	0.3	0.3	0.1	
06/09/13	0.0	0.0	0.1	0.2	0.1	
10/19/13	0.0	0.0	0.1	0.1	0.0	
20-39	0.0	0.0	0.0	0.1	0.0	
40	0.0	0.0	0.0	0.4	0.1	
N of Valid	2600	2453	2028	1730	8811	
N of Miss	136	127	134	104	501	

Table 161: On how many occasions have you used heroin or other opiates during the past 30 days?


Response	6	8	10	12	Total	
0	100.0	99.9	99.6	99.3	99.8	
01/02/13	0.0	0.0	0.2	0.5	0.2	
03/05/13	0.0	0.0	0.0	0.1	0.0	
06/09/13	0.0	0.0	0.1	0.0	0.0	
10/19/13	0.0	0.0	0.0	0.1	0.0	
20-39	0.0	0.0	0.0	0.0	0.0	
40	0.0	0.0	0.0	0.1	0.0	
N of Valid	2603	2448	2033	1730	8814	
N of Miss	133	132	129	104	498	

Table 162: On how many occasions have you used MDMA ('X', 'E', or ecstasy) in your lifetime?


Response	6	8	10	12	Total	
0	100.0	99.5	98.0	96.3	98.7	
01/02/13	0.0	0.5	1.0	2.0	0.8	
03/05/13	0.0	0.0	0.5	0.6	0.2	
06/09/13	0.0	0.0	0.2	0.2	0.1	
10/19/13	0.0	0.0	0.1	0.4	0.1	
20-39	0.0	0.0	0.0	0.1	0.0	
40	0.0	0.0	0.0	0.3	0.1	
N of Valid	2592	2447	2028	1730	8797	
N of Miss	144	133	134	104	515	

Table 163: On how many occasions have you used MDMA ('X', 'E', or ecstasy) during the past 30 days?


Response	6	8	10	12	Total	
0	100.0	99.6	99.3	99.2	99.6	
01/02/13	0.0	0.3	0.4	0.5	0.3	
03/05/13	0.0	0.0	0.2	0.1	0.1	
06/09/13	0.0	0.0	0.0	0.2	0.0	
10/19/13	0.0	0.0	0.0	0.0	0.0	
20-39	0.0	0.0	0.0	0.0	0.0	
40	0.0	0.0	0.0	0.0	0.0	
N of Valid	2593	2441	2027	1726	8787	
N of Miss	143	139	135	108	525	

Table 164: On how many occasions have you taken prescription drugs (such as Valium, Xanax, Ritalin, Adderall, OxyContin, Darvocet, or sleeping pills) not prescribed to you in your lifetime?








Response	6	8	10	12	Total	
0	98.3	94.8	87.7	83.5	92.0	
01/02/13	0.9	2.1	4.6	4.4	2.8	
03/05/13	0.3	1.5	2.3	3.4	1.7	
06/09/13	0.1	0.5	1.7	1.9	0.9	
10/19/13	0.1	0.4	2.0	2.3	1.1	
20-39	0.1	0.2	0.3	1.3	0.4	
40	0.1	0.4	1.4	3.4	1.1	
N of Valid	2597	2452	2030	1729	8808	
N of Miss	139	128	132	105	504	

Table 165: On how many occasions have you taken prescription drugs (such as Valium, Xanax, Ritalin, Adderall, OxyContin, Darvocet, or sleeping pills) not prescribed to you during the past 30 days?








Response	6	8	10	12	Total	
0	99.3	97.7	94.4	92.2	96.4	
01/02/13	0.4	1.5	2.9	3.9	2.0	
03/05/13	0.2	0.3	1.6	1.6	0.8	
06/09/13	0.0	0.1	0.6	1.4	0.4	
10/19/13	0.0	0.2	0.3	0.5	0.2	
20-39	0.0	0.1	0.1	0.2	0.1	
40	0.0	0.1	0.1	0.2	0.1	
N of Valid	2593	2448	2026	1728	8795	
N of Miss	143	132	136	106	517	

Table 166: On how many occasions have you taken non-prescription medicines such as diet pills (for example, Dietac, Dexatrim or Prolamine), stay-awake pills (for example No-Doz, Vivarin, or Wake), or cough or cold medicines (robos, DXM, etc.) to get high in your lifetime?








Response	6	8	10	12	Total	
0	99.3	97.4	94.4	92.0	96.2	
01/02/13	0.3	1.1	1.9	2.4	1.3	
03/05/13	0.1	0.4	1.6	1.6	0.8	
06/09/13	0.0	0.4	0.8	0.6	0.4	
10/19/13	0.0	0.4	0.4	1.8	0.6	
20-39	0.0	0.1	0.3	0.7	0.2	
40	0.2	0.2	0.6	0.9	0.4	
N of Valid	2595	2449	2028	1730	8802	
N of Miss	141	131	134	104	510	

Table 167: On how many occasions have you taken non-prescription medicines such as diet pills (for example, Dietac, Dexatrim or Prolamine), stay-awake pills (for example No-Doz, Vivarin, or Wake), or cough or cold medicines (robos, DXM, etc.) to get high during the past 30 days?








Response	6	8	10	12	Total	
0	99.5	98.9	97.4	97.2	98.4	
01/02/13	0.2	0.8	1.5	1.2	0.9	
03/05/13	0.2	0.2	0.3	0.9	0.3	
06/09/13	0.0	0.1	0.4	0.3	0.2	
10/19/13	0.0	0.0	0.2	0.2	0.1	
20-39	0.0	0.0	0.0	0.2	0.0	
40	0.2	0.0	0.1	0.1	0.1	
N of Valid	2600	2446	2030	1727	8803	
N of Miss	136	134	132	107	509	

Table 168: On how many occasions have you been drunk or very high from drinking alcoholic beverages during the past 30 days?








Response	6	8	10	12	Total	
0	99.5	95.8	87.6	79.4	91.8	
01/02/13	0.4	2.6	6.6	11.3	4.6	
03/05/13	0.1	0.7	2.7	4.4	1.7	
06/09/13	0.0	0.5	1.3	1.7	0.8	
10/19/13	0.0	0.3	0.9	1.5	0.6	
20-39	0.0	0.0	0.1	0.5	0.1	
40	0.1	0.2	0.7	1.2	0.5	
N of Valid	2600	2434	2014	1717	8765	
N of Miss	136	146	148	117	547	

Table 169: On how many occasions have you drunk flavored alcoholic beverages, sometimes called 'alcopops' (like Mike's Hard Lemonade, Smirnoff Ice, Bacardi Breezers, etc.) in your lifetime?








Response	6	8	10	12	Total	
0	96.0	82.2	69.8	56.0	78.3	
01/02/13	3.2	8.2	9.0	9.8	7.2	
03/05/13	0.5	4.5	7.0	8.5	4.7	
06/09/13	0.1	1.8	4.5	6.9	2.9	
10/19/13	0.0	1.3	4.4	6.6	2.7	
20-39	0.0	0.8	1.9	4.6	1.6	
40	0.1	1.1	3.4	7.6	2.6	
N of Valid	2593	2441	2027	1721	8782	
N of Miss	143	139	135	113	530	

Table 170: On how many occasions have you drunk flavored alcoholic beverages, sometimes called 'alcopops' (like Mike's Hard Lemonade, Smirnoff Ice, Bacardi Breezers, etc.) during the past 30 days?








Response	6	8	10	12	Total	
0	99.1	94.5	87.7	82.3	91.9	
01/02/13	0.7	3.3	6.6	9.1	4.4	
03/05/13	0.1	1.1	3.1	4.6	1.9	
06/09/13	0.0	0.7	1.1	2.3	0.9	
10/19/13	0.0	0.3	0.7	0.6	0.4	
20-39	0.0	0.0	0.4	0.3	0.2	
40	0.1	0.2	0.5	0.8	0.3	
N of Valid	2600	2443	2024	1728	8795	
N of Miss	136	137	138	106	517	

Table 171: If you used prescription drugs or over the counter drugs without a doctor telling you to use it or for the purpose of getting high, where did you get these drugs?












Response	6	8	10	12	Total	
I did not use prescription drugs or over the counter drugs to get high.	99.2	96.6	90.7	85.7	93.8	
I bought it or took it from a store or shop.	0.1	0.2	0.4	1.4	0.5	
I got it from my parents with permission.	0.3	0.8	0.9	1.2	0.8	
I got it from home without permission.	0.0	0.6	1.2	1.6	0.8	
I got it from a relative with permission.	0.0	0.3	0.5	0.7	0.3	
I got it from a relative without permission.	0.1	0.1	0.5	0.6	0.3	
I got it from a friends home with permission.	0.0	0.2	1.1	1.6	0.6	
I got it from a friends home without permission.	0.1	0.2	0.3	0.0	0.1	
I got it from a friend while at school.	0.0	0.1	0.7	0.8	0.3	
I got it from a friend while at a party.	0.0	0.1	0.9	0.8	0.4	
I got it from a friend, elsewhere	0.2	0.8	3.0	5.6	2.1	
N of Valid	2527	2374	1978	1694	8573	
N of Miss	209	206	184	140	739	

Table 172: During the last month, about how many marijuana cigarettes, or the equivalent, did you smoke a day, on the average?


Response	6	8	10	12	Total	
None	99.5	94.7	88.6	83.3	92.5	
Less than 1 a day	0.1	2.6	4.5	6.3	3.0	
1 a day	0.2	0.8	1.3	2.3	1.0	
2-3 a day	0.2	1.0	2.4	3.6	1.6	
4-6 a day	0.0	0.4	1.7	2.0	0.9	
7-10 a day	0.0	0.2	0.9	1.2	0.5	
11 or more a day	0.0	0.3	0.7	1.2	0.5	
N of Valid	2576	2396	1999	1710	8681	
N of Miss	160	184	163	124	631	

Table 173: How wrong do your friends feel it would be for YOU to: drink alcohol?


Response	6	8	10	12	Total	
Very wrong	82.6	62.1	44.3	35.8	58.9	
Wrong	11.1	17.5	21.4	21.4	17.3	
A little bit wrong	4.5	12.4	18.5	19.8	12.9	
Not wrong at all	1.7	7.9	15.7	23.0	10.8	
N of Valid	2575	2406	1996	1711	8688	
N of Miss	161	174	166	123	624	

Table 174: How wrong do your friends feel it would be for YOU to: smoke tobacco?


Response	6	8	10	12	Total	
Very wrong	86.4	68.5	51.8	38.7	64.1	
Wrong	9.4	16.0	18.9	17.2	14.9	
A little bit wrong	2.5	8.6	13.2	17.1	9.6	
Not wrong at all	1.7	6.9	16.2	27.0	11.4	
N of Valid	2568	2398	1998	1709	8673	
N of Miss	168	182	164	125	639	

Table 175: How wrong do your friends feel it would be for YOU to: smoke marijuana?





Response	6	8	10	12	Total	
Very wrong	92.5	74.5	54.5	44.7	69.4	
Wrong	4.9	11.2	14.6	16.0	11.1	
A little bit wrong	1.1	7.5	13.5	15.7	8.6	
Not wrong at all	1.6	6.8	17.4	23.6	11.0	
N of Valid	2568	2398	1997	1704	8667	
N of Miss	168	182	165	130	645	

Table 176: How wrong do your friends feel it would be for YOU to: use prescription drugs not prescribed to you





Response	6	8	10	12	Total	
Very wrong	91.2	78.2	65.7	60.4	75.7	
Wrong	5.6	12.4	17.1	17.7	12.5	
A little bit wrong	1.7	5.1	9.0	10.7	6.1	
Not wrong at all	1.5	4.3	8.1	11.3	5.7	
N of Valid	2571	2396	1994	1706	8667	
N of Miss	165	184	168	128	645	

Table 177: How wrong would most adults (over 21) in your neighborhood think it is for kids your age: to use marijuana?





Response	6	8	10	12	Total	
Very wrong	92.1	82.3	70.9	63.0	78.8	
Wrong	5.2	10.3	15.1	18.8	11.6	
A little bit wrong	1.5	4.7	8.0	10.1	5.5	
Not wrong at all	1.1	2.8	6.1	8.1	4.1	
N of Valid	2572	2386	1990	1707	8655	
N of Miss	164	194	172	127	657	

Table 178: How wrong would most adults (over 21) in your neighborhood think it is for kids your age: to drink alcohol?





Response	6	8	10	12	Total	
Very wrong	85.8	73.9	59.3	51.0	69.6	
Wrong	8.5	13.4	19.6	19.9	14.7	
A little bit wrong	3.5	8.5	13.7	18.4	10.2	
Not wrong at all	2.2	4.2	7.4	10.7	5.6	
N of Valid	2560	2381	1990	1707	8638	
N of Miss	176	199	172	127	674	

Table 179: How wrong would most adults (over 21) in your neighborhood think it is for kids your age: to smoke cigarettes?





Response	6	8	10	12	Total	
Very wrong	84.9	73.9	62.3	49.9	69.8	
Wrong	8.6	14.2	17.4	19.5	14.3	
A little bit wrong	4.1	7.4	12.0	16.2	9.2	
Not wrong at all	2.3	4.5	8.2	14.4	6.7	
N of Valid	2562	2382	1989	1705	8638	
N of Miss	174	198	173	129	674	

Table 180: How much do each of the following statements describe your neighborhood? crime and/or drug selling





Response	6	8	10	12	Total	
NO!	76.7	70.5	63.7	61.3	68.9	
no	14.2	17.3	21.7	20.6	18.0	
yes	5.8	8.8	10.6	11.9	9.0	
YES!	3.3	3.5	4.0	6.2	4.1	
N of Valid	2532	2369	1976	1691	8568	
N of Miss	204	211	186	143	744	

Table 181: How much do each of the following statements describe your neighborhood? fights





Response	6	8	10	12	Total	
NO!	62.4	60.1	56.5	59.2	59.8	
no	19.2	21.2	26.6	24.4	22.5	
yes	12.6	13.3	12.0	11.2	12.4	
YES!	5.8	5.4	5.0	5.1	5.4	
N of Valid	2524	2368	1972	1695	8559	
N of Miss	212	212	190	139	753	

Table 182: How much do each of the following statements describe your neighborhood? lots of empty or abandoned buildings





Response	6	8	10	12	Total	
NO!	68.0	65.1	61.8	61.6	64.5	
no	20.3	23.5	26.2	26.1	23.7	
yes	8.6	7.8	8.4	8.4	8.3	
YES!	3.2	3.5	3.6	4.0	3.5	
N of Valid	2526	2372	1975	1692	8565	
N of Miss	210	208	187	142	747	

Table 183: How much do each of the following statements describe your neighborhood? lots of graffiti





Response	6	8	10	12	Total	
NO!	78.2	74.2	70.1	71.0	73.8	
no	15.6	21.5	25.9	25.0	21.5	
yes	3.8	3.1	2.6	2.1	3.0	
YES!	2.5	1.2	1.4	1.9	1.8	
N of Valid	2474	2353	1966	1683	8476	
N of Miss	262	227	196	151	836	

Table 184: I feel safe in my neighborhood.


Response	6	8	10	12	Total	
NO!	8.5	7.5	7.3	7.8	7.8	
no	7.9	8.0	9.0	8.9	8.4	
yes	26.4	30.1	34.0	31.7	30.2	
YES!	57.2	54.5	49.7	51.7	53.6	
N of Valid	2528	2358	1970	1688	8544	
N of Miss	208	222	192	146	768	

Table 185: If a kid smoked marijuana in your neighborhood would he or she be caught by the police?


Response	6	8	10	12	Total	
NO!	11.0	16.0	18.8	25.0	17.0	
no	14.8	30.4	42.9	45.6	31.7	
yes	30.0	27.6	23.1	18.9	25.5	
YES!	44.1	26.1	15.1	10.5	25.8	
N of Valid	2506	2326	1958	1687	8477	
N of Miss	230	254	204	147	835	

Table 186: If a kid drank some beer, wine or hard liquor (for example, vodka, whiskey, or gin) in your neighborhood would he or she be caught by the police?


Response	6	8	10	12	Total	
NO!	12.1	20.6	23.4	30.3	20.7	
no	20.9	36.2	49.2	48.2	37.1	
yes	30.1	23.1	16.6	13.8	21.8	
YES!	36.9	20.1	10.8	7.8	20.5	
N of Valid	2501	2321	1960	1682	8464	
N of Miss	235	259	202	152	848	

Table 187: If a kid carried a handgun in your neighborhood would he or she be caught by the police?





Response	6	8	10	12	Total	
NO!	10.9	15.5	17.1	20.8	15.6	
no	14.6	23.8	30.8	32.0	24.3	
yes	27.6	28.2	29.0	26.1	27.8	
YES!	46.9	32.5	23.1	21.1	32.3	
N of Valid	2496	2323	1958	1680	8457	
N of Miss	240	257	204	154	855	

Table 188: If you wanted to get some cigarettes, how easy would it be for you to get some?





Response	6	8	10	12	Total	
Very hard	74.3	51.9	30.6	15.7	46.3	
Sort of hard	9.8	13.8	13.7	7.1	11.3	
Sort of easy	7.5	17.4	21.9	16.7	15.4	
Very easy	8.3	16.9	33.8	60.5	27.1	
N of Valid	2456	2304	1947	1679	8386	
N of Miss	280	276	215	155	926	

Table 189: If you wanted to get some beer, wine or hard liquor (for example, vodka, whiskey, or gin), how easy would it be for you to get some?





Response	6	8	10	12	Total	
Very hard	76.1	51.1	27.9	17.1	46.2	
Sort of hard	10.1	14.7	14.5	11.6	12.7	
Sort of easy	6.3	18.2	24.8	25.8	17.8	
Very easy	7.5	16.0	32.9	45.5	23.3	
N of Valid	2451	2291	1942	1675	8359	
N of Miss	285	289	220	159	953	

Table 190: If you wanted to get a drug like cocaine, LSD, or amphetamines, how easy would it be for you to get some?

Response	6	8	10	12	Total	
Very hard	93.5	82.0	68.3	56.0	77.0	
Sort of hard	3.4	9.8	17.1	20.8	11.8	
Sort of easy	1.3	4.6	7.2	12.0	5.7	
Very easy	1.8	3.5	7.4	11.2	5.5	
N of Valid	2447	2296	1943	1672	8358	
N of Miss	289	284	219	162	954	

Table 191: If you wanted to get a handgun, how easy would it be for you to get one?

Response	6	8	10	12	Total	
Very hard	73.9	63.7	52.0	44.9	60.2	
Sort of hard	11.0	13.9	16.3	18.8	14.6	
Sort of easy	7.2	10.6	13.3	13.4	10.8	
Very easy	7.9	11.9	18.4	22.9	14.4	
N of Valid	2444	2295	1941	1674	8354	
N of Miss	292	285	221	160	958	

Table 192: If you wanted to get some marijuana, how easy would it be for you to get some?

Response	6	8	10	12	Total	
Very hard	91.5	70.8	45.0	28.7	62.4	
Sort of hard	3.7	9.0	11.9	10.2	8.3	
Sort of easy	1.9	9.0	14.8	19.0	10.3	
Very easy	3.0	11.3	28.4	42.1	19.0	
N of Valid	2434	2284	1931	1667	8316	
N of Miss	302	296	231	167	996	

Table 193: If you wanted to get prescription drugs for the purpose of getting high, how easy would it be for you to get some?


Response	6	8	10	12	Total	
Very hard	81.9	64.6	44.8	33.7	58.8	
Sort of hard	7.0	11.1	15.0	15.4	11.7	
Sort of easy	4.8	11.5	17.5	20.5	12.7	
Very easy	6.3	12.9	22.8	30.4	16.8	
N of Valid	2442	2288	1936	1671	8337	
N of Miss	294	292	226	163	975	

Table 194: If you wanted to get synthetic marijuana such as K2 or chemical products such as bath salts to get high, how easy would it be for you to get some?


Response	6	8	10	12	Total	
Very hard	91.7	80.1	62.2	47.5	72.8	
Sort of hard	4.0	8.5	13.6	16.9	10.1	
Sort of easy	1.8	5.7	9.6	14.1	7.2	
Very easy	2.5	5.7	14.5	21.5	10.0	
N of Valid	2440	2290	1938	1670	8338	
N of Miss	296	290	224	164	974	

Table 195: If you wanted to get steroids to enhance athletic performance, how easy would it be for you to get some?


Response	6	8	10	12	Total	
Very hard	88.9	78.6	64.1	52.5	73.0	
Sort of hard	6.2	11.3	16.7	18.7	12.5	
Sort of easy	2.4	5.8	9.1	12.7	7.0	
Very easy	2.5	4.3	10.0	16.1	7.5	
N of Valid	2440	2285	1941	1672	8338	
N of Miss	296	295	221	162	974	

Table 196: During the past 12 months, have you participated in any alcohol prevention programs or seen any alcohol prevention messages in your school or community? Yes, a school-based program focused on preventing underage drinking and/or drinking and driving.



Response	6	8	10	12	Total	
No	53.7	68.8	74.7	79.2	67.8	
Yes	46.3	31.2	25.3	20.8	32.2	
N of Valid	2736	2580	2162	1834	9312	
N of Miss	0	0	0	0	0	

Table 197: During the past 12 months, have you participated in any alcohol prevention programs or seen any alcohol prevention messages in your school or community? Yes, a community-based program focused on preventing underage drinking and/or drinking and driving (for example, through your church or temple or through youth groups like Boys and Girls Club or 4-H).



Response	6	8	10	12	Total	
No	85.1	91.2	93.1	93.4	90.3	
Yes	14.9	8.8	6.9	6.6	9.7	
N of Valid	2736	2580	2162	1834	9312	
N of Miss	0	0	0	0	0	

Table 198: During the past 12 months, have you participated in any alcohol prevention programs or seen any alcohol prevention messages in your school or community? Yes, a media campaign addressing underage drinking and/or drinking and driving (for example, newspaper ads, posters, pamphlets, radio, TV).



Response	6	8	10	12	Total	
No	87.1	89.2	90.9	92.9	89.7	
Yes	12.9	10.8	9.1	7.1	10.3	
N of Valid	2736	2580	2162	1834	9312	
N of Miss	0	0	0	0	0	

Table 199: During the past 12 months, have you participated in any alcohol prevention programs or seen any alcohol prevention messages in your school or community? No



Response	6	8	10	12	Total	
No	62.1	49.7	43.2	37.1	49.3	
Yes	37.9	50.3	56.8	62.9	50.7	
N of Valid	2736	2580	2162	1834	9312	
N of Miss	0	0	0	0	0	

Table 200: How wrong do your parents feel it would be for YOU to: drink beer, wine or hard liquor (for example, vodka, whiskey or gin) regularly?





Response	6	8	10	12	Total	
Very wrong	93.5	85.4	78.0	71.1	83.3	
Wrong	4.7	9.3	13.5	16.3	10.3	
A little bit wrong	1.3	3.5	5.4	8.9	4.3	
Not wrong at all	0.6	1.8	3.2	3.8	2.1	
N of Valid	2525	2322	1946	1679	8472	
N of Miss	211	258	216	155	840	

Table 201: How wrong do your parents feel it would be for YOU to: smoke tobacco?





Response	6	8	10	12	Total	
Very wrong	95.5	90.0	81.4	69.6	85.6	
Wrong	3.3	5.9	10.2	13.8	7.7	
A little bit wrong	0.8	2.7	5.1	9.9	4.1	
Not wrong at all	0.4	1.3	3.3	6.7	2.6	
N of Valid	2517	2322	1947	1681	8467	
N of Miss	219	258	215	153	845	

Table 202: How wrong do your parents feel it would be for YOU to: smoke marijuana?





Response	6	8	10	12	Total	
Very wrong	97.9	92.8	85.9	80.5	90.3	
Wrong	1.6	4.2	6.8	9.4	5.0	
A little bit wrong	0.4	1.6	3.7	5.4	2.5	
Not wrong at all	0.2	1.4	3.6	4.7	2.2	
N of Valid	2504	2310	1939	1678	8431	
N of Miss	232	270	223	156	881	

Table 203: How wrong do your parents feel it would be for YOU to: use prescription drugs not prescribed to you?


Response	6	8	10	12	Total	
Very wrong	96.3	92.7	89.4	87.4	91.9	
Wrong	2.5	5.0	6.5	7.3	5.1	
A little bit wrong	0.6	1.4	2.0	2.9	1.6	
Not wrong at all	0.6	1.0	2.2	2.4	1.4	
N of Valid	2513	2314	1943	1678	8448	
N of Miss	223	266	219	156	864	

Table 204: How wrong do your parents feel it would be for YOU to: steal something worth more than \$5?


Response	6	8	10	12	Total	
Very wrong	90.1	87.2	85.4	86.9	87.6	
Wrong	8.0	9.7	10.6	9.6	9.4	
A little bit wrong	1.2	2.2	2.7	1.9	2.0	
Not wrong at all	0.8	0.9	1.3	1.6	1.1	
N of Valid	2509	2313	1941	1679	8442	
N of Miss	227	267	221	155	870	

Table 205: How wrong do your parents feel it would be for YOU to: draw graffiti, write things, or draw pictures on buildings or other property (without the owner's permission)?


Response	6	8	10	12	Total	
Very wrong	91.6	86.6	85.1	84.0	87.2	
Wrong	5.5	8.6	9.9	10.1	8.3	
A little bit wrong	2.0	3.1	3.0	3.9	2.9	
Not wrong at all	0.9	1.7	2.0	2.0	1.6	
N of Valid	2505	2314	1946	1679	8444	
N of Miss	231	266	216	155	868	

Table 206: How wrong do your parents feel it would be for YOU to: pick a fight with someone?





Response	6	8	10	12	Total	
Very wrong	78.3	64.5	61.8	63.3	67.8	
Wrong	14.4	19.9	20.7	19.8	18.4	
A little bit wrong	5.5	11.7	13.7	13.3	10.6	
Not wrong at all	1.7	4.0	3.8	3.6	3.2	
N of Valid	2512	2315	1945	1679	8451	
N of Miss	224	265	217	155	861	

Table 207: During the past 12 months, have you talked with at least one of your parents about the dangers of underage drinking and/or drinking and driving? By parents, we mean either your biological parents, adoptive parents, stepparents, or adult guardians - whether or not they live with you.



Response	6	8	10	12	Total	
No	45.9	56.0	53.4	55.4	52.3	
Yes	54.1	44.0	46.6	44.6	47.7	
N of Valid	2415	2216	1877	1632	8140	
N of Miss	321	364	285	202	1172	

Table 208: The rules in my family are clear.





Response	6	8	10	12	Total	
NO!	4.0	4.0	3.2	4.4	3.9	
no	4.5	7.3	8.6	8.2	6.9	
yes	26.2	31.9	39.1	39.5	33.4	
YES!	65.2	56.8	49.2	47.9	55.8	
N of Valid	2494	2289	1938	1673	8394	
N of Miss	242	291	224	161	918	

Table 209: People in my family often insult or yell at each other.

Response	6	8	10	12	Total	
NO!	39.3	29.2	21.1	23.9	29.3	
no	32.0	37.6	43.9	42.0	38.3	
yes	20.0	22.7	24.1	23.2	22.3	
YES!	8.7	10.5	10.8	10.9	10.1	
N of Valid	2485	2282	1928	1672	8367	
N of Miss	251	298	234	162	945	

Table 210: When I am not at home, one of my parents knows where I am and who I am with.

Response	6	8	10	12	Total	
NO!	4.5	4.4	2.9	5.3	4.3	
no	3.4	6.2	7.3	10.2	6.4	
yes	20.3	29.8	39.6	41.0	31.4	
YES!	71.8	59.6	50.2	43.5	57.9	
N of Valid	2487	2271	1921	1665	8344	
N of Miss	249	309	241	169	968	

Table 211: We argue about the same things in my family over and over.

Response	6	8	10	12	Total	
NO!	38.8	25.9	17.6	18.4	26.3	
no	33.4	36.7	36.2	36.1	35.5	
yes	17.8	24.7	30.7	32.2	25.5	
YES!	10.1	12.7	15.5	13.3	12.7	
N of Valid	2481	2267	1928	1666	8342	
N of Miss	255	313	234	168	970	

Table 212: If you drank some beer or wine or liquor (for example, vodka, whiskey, or gin) without your parents' permission, would you be caught by your parents?

Response	6	8	10	12	Total	
NO!	9.3	10.7	13.1	16.1	11.9	
no	4.5	17.5	31.2	37.4	20.8	
yes	12.4	20.2	24.3	24.6	19.7	
YES!	73.8	51.7	31.4	21.8	47.6	
N of Valid	2467	2267	1927	1660	8321	
N of Miss	269	313	235	174	991	

Table 213: My family has clear rules about alcohol and drug use.

Response	6	8	10	12	Total	
NO!	5.5	5.3	4.0	6.5	5.3	
no	5.6	8.9	11.4	14.1	9.6	
yes	15.6	21.4	31.8	32.7	24.4	
YES!	73.4	64.4	52.8	46.6	60.8	
N of Valid	2458	2259	1931	1662	8310	
N of Miss	278	321	231	172	1002	

Table 214: If you carried a handgun without your parents' permission, would you be caught by your parents?

Response	6	8	10	12	Total	
NO!	6.9	6.9	7.2	10.3	7.7	
no	3.0	8.0	13.7	16.8	9.6	
yes	13.7	19.8	27.6	26.0	21.0	
YES!	76.4	65.3	51.5	46.9	61.7	
N of Valid	2467	2247	1922	1662	8298	
N of Miss	269	333	240	172	1014	

Table 215: If you skipped school would you be caught by your parents?

Response	6	8	10	12	Total	
NO!	5.5	6.8	6.5	11.2	7.2	
no	4.1	10.2	15.4	21.4	11.8	
yes	15.9	22.1	30.2	29.4	23.6	
YES!	74.6	60.8	47.8	38.0	57.3	
N of Valid	2468	2253	1928	1660	8309	
N of Miss	268	327	234	174	1003	

Table 216: My parents ask if I've gotten my homework done.

Response	6	8	10	12	Total	
NO!	4.1	6.4	7.6	16.6	8.0	
no	4.6	12.0	15.9	22.5	12.8	
yes	20.9	27.5	36.0	32.7	28.5	
YES!	70.5	54.1	40.5	28.2	50.7	
N of Valid	2468	2246	1923	1655	8292	
N of Miss	268	334	239	179	1020	

Table 217: People in my family have serious arguments.

Response	6	8	10	12	Total	
NO!	45.7	34.6	25.6	28.8	34.6	
no	30.8	37.1	42.7	41.4	37.4	
yes	12.7	16.3	20.1	17.3	16.3	
YES!	10.8	12.0	11.6	12.5	11.7	
N of Valid	2442	2243	1919	1658	8262	
N of Miss	294	337	243	176	1050	

Table 218: Would your parents know if you did not come home on time?





Response	6	8	10	12	Total	
NO!	4.1	5.2	4.5	8.5	5.4	
no	5.2	9.3	11.1	16.0	9.8	
yes	20.5	28.8	36.8	34.2	29.2	
YES!	70.2	56.8	47.6	41.3	55.6	
N of Valid	2476	2248	1923	1653	8300	
N of Miss	260	332	239	181	1012	

Table 219: Have any of your brothers or sisters ever: drunk beer, wine or hard liquor (for example, vodka, whiskey or gin)?




Response	6	8	10	12	Total	
No	77.0	61.0	49.8	38.4	58.7	
Yes	19.2	34.5	45.6	56.4	36.9	
I don't have any brothers or sisters	3.8	4.5	4.6	5.2	4.5	
N of Valid	2475	2239	1914	1659	8287	
N of Miss	261	341	248	175	1025	

Table 220: Have any of your brothers or sisters ever: smoked marijuana?




Response	6	8	10	12	Total	
No	92.2	79.3	68.8	58.1	76.5	
Yes	4.0	16.2	26.5	36.6	19.0	
I don't have any brothers or sisters	3.9	4.5	4.6	5.3	4.5	
N of Valid	2465	2244	1915	1657	8281	
N of Miss	271	336	247	177	1031	

Table 221: Have any of your brothers or sisters ever: smoked cigarettes?




Response	6	8	10	12	Total	
No	79.4	66.7	60.7	50.1	65.8	
Yes	16.7	28.6	34.6	44.4	29.6	
I don't have any brothers or sisters	3.9	4.7	4.7	5.5	4.6	
N of Valid	2461	2239	1917	1654	8271	
N of Miss	275	341	245	180	1041	

Table 222: Have any of your brothers or sisters ever: taken a handgun to school?




Response	6	8	10	12	Total	
No	95.4	93.7	94.0	92.5	94.0	
Yes	0.7	1.7	1.5	2.3	1.5	
I don't have any brothers or sisters	3.9	4.6	4.6	5.2	4.5	
N of Valid	2464	2231	1911	1654	8260	
N of Miss	272	349	251	180	1052	

Table 223: Have any of your brothers or sisters ever: been suspended or expelled from school?




Response	6	8	10	12	Total	
No	75.7	67.8	67.1	64.9	69.4	
Yes	20.3	27.6	28.2	29.6	26.0	
I don't have any brothers or sisters	4.0	4.6	4.8	5.4	4.6	
N of Valid	2464	2238	1911	1657	8270	
N of Miss	272	342	251	177	1042	

Table 224: Have you changed homes in the past year (the last 12 months)?



Response	6	8	10	12	Total	
No	69.5	72.2	75.6	76.5	73.1	
Yes	30.5	27.8	24.4	23.5	26.9	
N of Valid	2484	2246	1928	1670	8328	
N of Miss	252	334	234	164	984	

Table 225: How many times have you changed homes since kindergarten?






Response	6	8	10	12	Total	
Never	32.0	29.8	27.4	27.9	29.5	
1 or 2 times	33.5	30.1	32.2	28.9	31.4	
3 or 4 times	18.2	19.9	19.2	20.3	19.3	
5 or 6 times	8.7	8.9	11.0	9.7	9.5	
7 or more times	7.6	11.2	10.2	13.2	10.3	
N of Valid	2470	2237	1924	1662	8293	
N of Miss	266	343	238	172	1019	

Table 226: Have you changed schools (including changing from elementary to middle and middle to high school) in the past year?



Response	6	8	10	12	Total	
No	63.7	64.2	63.8	81.6	67.5	
Yes	36.3	35.8	36.2	18.4	32.5	
N of Valid	2446	2221	1910	1660	8237	
N of Miss	290	359	252	174	1075	

Table 227: How many times have you changed schools since kindergarten (including changing from elementary to middle and middle to high school)?






Response	6	8	10	12	Total	
Never	36.5	26.4	27.9	30.0	30.5	
1 or 2 times	37.9	32.7	24.5	22.5	30.3	
3 or 4 times	16.2	24.4	27.2	27.7	23.2	
5 or 6 times	5.4	8.5	12.8	11.4	9.1	
7 or more times	4.0	8.0	7.7	8.5	6.8	
N of Valid	2479	2229	1921	1665	8294	
N of Miss	257	351	241	169	1018	

Table 228: Has anyone in your family ever had severe alcohol or drug problems?



Response	6	8	10	12	Total	
No	73.1	63.8	56.5	52.5	62.6	
Yes	26.9	36.2	43.5	47.5	37.4	
N of Valid	2461	2234	1913	1659	8267	
N of Miss	275	346	249	175	1045	

Table 229: About how many adults (over 21) have you known personally who in the past year have: used marijuana, crack, cocaine, or other drugs?






Response	6	8	10	12	Total	
0	79.2	66.2	52.2	47.2	63.1	
1	10.8	14.3	16.4	14.0	13.7	
2	4.4	7.7	11.3	11.3	8.3	
03/04/13	2.7	4.7	7.9	10.7	6.0	
5	2.9	7.1	12.1	16.8	9.0	
N of Valid	2467	2223	1905	1657	8252	
N of Miss	269	357	257	177	1060	

Table 230: About how many adults (over 21) have you known personally who in the past year have: sold or dealt drugs?






Response	6	8	10	12	Total	
0	87.5	77.8	66.0	60.0	74.4	
1	6.9	9.6	12.8	12.6	10.1	
2	2.6	4.6	7.9	9.9	5.8	
03/04/13	1.5	3.6	5.5	8.1	4.3	
5	1.6	4.3	7.9	9.5	5.4	
N of Valid	2451	2221	1905	1657	8234	
N of Miss	285	359	257	177	1078	

Table 231: About how many adults (over 21) have you known personally who in the past year have: done other things that could get them in trouble with the police, like stealing, selling stolen goods, mugging or assaulting others, etc.?






Response	6	8	10	12	Total	
0	83.0	73.0	64.9	62.7	72.0	
1	10.0	12.7	12.7	11.0	11.5	
2	3.2	4.7	7.5	8.3	5.6	
03/04/13	1.4	3.8	5.9	7.3	4.3	
5	2.4	5.8	9.0	10.8	6.5	
N of Valid	2450	2214	1902	1652	8218	
N of Miss	286	366	260	182	1094	

Table 232: About how many adults (over 21) have you known personally who in the past year have: gotten drunk or high?






Response	6	8	10	12	Total	
0	62.9	47.9	33.6	29.3	45.3	
1	17.9	18.4	16.8	13.7	16.9	
2	8.1	10.4	13.8	12.2	10.9	
03/04/13	4.6	8.3	10.7	11.1	8.3	
5	6.5	15.0	25.3	33.6	18.6	
N of Valid	2453	2218	1904	1652	8227	
N of Miss	283	362	258	182	1085	

Table 233: Have you seen or heard information about underage drinking in the past 12 months from the following sources? Radio



Response	6	8	10	12	Total	
No	57.6	52.1	51.5	49.8	53.1	
Yes	42.4	47.9	48.5	50.2	46.9	
N of Valid	2465	2215	1906	1666	8252	
N of Miss	271	365	256	168	1060	

Table 234: Have you seen or heard information about underage drinking in the past 12 months from the following sources? TV.



Response	6	8	10	12	Total	
No	32.1	31.7	30.1	30.8	31.3	
Yes	67.9	68.3	69.9	69.2	68.7	
N of Valid	2455	2216	1911	1660	8242	
N of Miss	281	364	251	174	1070	

Table 235: Have you seen or heard information about underage drinking in the past 12 months from the following sources? Print. This includes information on underage drinking you may have seen in the newspaper, on a billboard, in pamphlets, on stickers, etc.



Response	6	8	10	12	Total	
No	49.9	45.8	45.0	43.8	46.4	
Yes	50.1	54.2	55.0	56.2	53.6	
N of Valid	2446	2213	1911	1662	8232	
N of Miss	290	367	251	172	1080	

Table 236: Have you seen or heard information about underage drinking in the past 12 months from the following sources? Website or social media? (Facebook, Myspace, website, etc.)



Response	6	8	10	12	Total	
No	55.2	45.7	43.5	44.1	47.7	
Yes	44.8	54.3	56.5	55.9	52.3	
N of Valid	2442	2217	1905	1660	8224	
N of Miss	294	363	257	174	1088	

Table 237: The next questions ask about your opinions of the information you saw or heard. If you have seen or heard more than one ad, please think about your favorite ad when answering these questions. The information about underage drinking that I saw or heard was convincing.






Response	6	8	10	12	Total	
NO!	25.8	18.8	16.1	17.0	19.9	
no	8.4	13.6	19.0	21.1	14.8	
yes	17.6	26.0	34.5	33.1	26.9	
YES!	25.6	24.1	15.9	16.3	21.0	
I have not seen or heard any ads about underage drinking in the past 12 months.	22.6	17.6	14.5	12.6	17.3	
N of Valid	2409	2184	1897	1662	8152	
N of Miss	327	396	265	172	1160	

Table 238: The next questions ask about your opinions of the information you saw or heard. If you have seen or heard more than one ad, please think about your favorite ad when answering these questions. The information about underage drinking that I saw or heard grabbed my attention.






Response	6	8	10	12	Total	
NO!	22.0	17.3	13.2	15.6	17.4	
no	9.6	16.9	24.8	23.3	17.9	
yes	17.9	24.7	30.5	31.8	25.5	
YES!	28.1	23.5	16.4	16.5	21.8	
I have not seen or heard any ads about underage drinking in the past 12 months.	22.3	17.5	15.1	12.8	17.4	
N of Valid	2397	2183	1898	1658	8136	
N of Miss	339	397	264	176	1176	

Table 239: The next questions ask about your opinions of the information you saw or heard. If you have seen or heard more than one ad, please think about your favorite ad when answering these questions. The information about underage drinking that I saw or heard said something important to me.






Response	6	8	10	12	Total	
NO!	20.2	17.6	13.9	16.9	17.4	
no	9.5	16.5	24.8	24.2	18.0	
yes	16.4	22.5	28.0	29.3	23.3	
YES!	30.5	25.3	18.3	16.4	23.4	
I have not seen or heard any ads about underage drinking in the past 12 months.	23.4	18.1	15.0	13.2	17.9	
N of Valid	2397	2178	1898	1656	8129	
N of Miss	339	402	264	178	1183	

Table 240: The next questions ask about your opinions of the information you saw or heard. If you have seen or heard more than one ad, please think about your favorite ad when answering these questions. Seeing or hearing this information about underage drinking made me want to stop or decrease my drinking.










Response	6	8	10	12	Total	
NO!	22.0	19.1	17.0	19.4	19.5	
no	4.7	12.4	21.0	24.4	14.9	
yes	6.3	13.4	20.9	21.7	15.0	
YES!	27.2	25.5	19.8	18.1	23.0	
I have not seen or heard any ads about underage drinking in the past 12 months.	39.8	29.6	21.3	16.4	27.6	
N of Valid	2143	2062	1855	1628	7688	
N of Miss	593	518	307	206	1624	

Table 241: How honest were you in filling out this survey?

Response	6	8	10	12	Total	
I was very honest	87.7	83.0	82.1	80.3	83.6	
I was honest pretty much of the time	10.3	14.2	13.6	14.5	13.0	
I was honest some of the time	1.6	2.0	3.4	3.4	2.5	
I was honest once in a while	0.4	0.8	0.9	1.8	0.9	
I was not honest at all	0.0	0.0	0.0	0.0	0.0	
N of Valid	2466	2200	1920	1671	8257	
N of Miss	270	380	242	163	1055	