

2011 APNA

Arkansas Prevention Needs Assessment Student Survey



Region 4 Tables

**Arkansas Department of Human Services
Division of Behavioral Health Services**

Conducted by International Survey Associates dba Pride Surveys

Contents

1	INTRODUCTION	11
2	PERCENTAGE TABLES	16

List of Tables

1	Sex	17
2	Age	17
3	Are you Hispanic or Latino?	17
4	What is your race? Black or African American	18
5	What is your race? Asian	18
6	What is your race? American Indian	18
7	What is your race? Alaska Native	18
8	What is your race? White	19
9	What is your race? Native Hawaiian or Other Pacific Islander	19
10	What is your race? Other	19
11	What is the highest level of schooling completed by your mother or father?	20
12	Think of where you live most of the time. Which of the following people live there with you? Mother	20
13	Think of where you live most of the time. Which of the following people live there with you? Stepmother	20
14	Think of where you live most of the time. Which of the following people live there with you? Foster Mother	21
15	Think of where you live most of the time. Which of the following people live there with you? Grandmother	21
16	Think of where you live most of the time. Which of the following people live there with you? Aunt	21
17	Think of where you live most of the time. Which of the following people live there with you? Father	21
18	Think of where you live most of the time. Which of the following people live there with you? Stepfather	22
19	Think of where you live most of the time. Which of the following people live there with you? Foster Father	22
20	Think of where you live most of the time. Which of the following people live there with you? Grandfather	22
21	Think of where you live most of the time. Which of the following people live there with you? Uncle	22
22	Think of where you live most of the time. Which of the following people live there with you? Other Adults	23
23	Think of where you live most of the time. Which of the following people live there with you? Brother(s)	23
24	Think of where you live most of the time. Which of the following people live there with you? Stepbrother(s)	23
25	Think of where you live most of the time. Which of the following people live there with you? Sister(s)	23
26	Think of where you live most of the time. Which of the following people live there with you? Stepsister(s)	24

27	Think of where you live most of the time. Which of the following people live there with you? Other Children	24
28	In my school, students have lots of chances to help decide things like class activities and rules.	24
29	Teachers ask me to work on special classroom projects.	24
30	My teacher(s) notices when I am doing a good job and lets me know about it.	25
31	There are lots of chances for students in my school to get involved in sports, clubs, and other school activities outside of class.	25
32	There are lots of chances for students in my school to talk with a teacher one-on-one.	25
33	I feel safe at my school.	26
34	The school lets my parents know when I have done something well.	26
35	My teachers praise me when I work hard in school.	26
36	Are your school grades better than the grades of most students in your class?	27
37	I have lots of chances to be part of class discussions or activities.	27
38	Now thinking back over the past year in school, how often did you: enjoy being in school?	27
39	Now thinking back over the past year in school, how often did you: hate being in school?	28
40	Now thinking back over the past year in school, how often did you: try to do your best work in school?	28
41	How often do you feel that the school work you are assigned is meaningful and important?	28
42	Putting them all together, what were your grades like last year?	29
43	How important do you think the things you are learning in school are going to be for your later life?	29
44	How interesting are most of your courses to you?	29
45	During the LAST FOUR WEEKS how many whole days of school have you missed because you skipped or 'cut'?	30
46	What are the chances you would be seen as cool if you: smoked cigarettes?	30
47	What are the chances you would be seen as cool if you: worked hard at school?	30
48	What are the chances you would be seen as cool if you: began drinking alcoholic beverages regularly, that is, at least once or twice a month?	31
49	What are the chances you would be seen as cool if you: defended someone who was being verbally abused at school?	31
50	What are the chances you would be seen as cool if you: smoked marijuana?	31
51	What are the chances you would be seen as cool if you: carried a handgun?	32

52	What are the chances you would be seen as cool if you: regularly volunteered to do community service?	32
53	Think of your four best friends (the friends you feel closest to). In the past year (12 months), how many of your best friends have: participated in clubs, organizations or activities at school?	32
54	Think of your four best friends (the friends you feel closest to). In the past year (12 months), how many of your best friends have: smoked cigarettes?	33
55	Think of your four best friends (the friends you feel closest to). In the past year (12 months), how many of your best friends have: tried beer, wine or hard liquor (for example, vodka, whiskey, or gin) when their parents didn't know about it?	33
56	Think of your four best friends (the friends you feel closest to). In the past year (12 months), how many of your best friends have: made a commitment to stay drug-free?	33
57	Think of your four best friends (the friends you feel closest to). In the past year (12 months), how many of your best friends have: used marijuana?	34
58	Think of your four best friends (the friends you feel closest to). In the past year (12 months), how many of your best friends have: tried to do well in school?	34
59	Think of your four best friends (the friends you feel closest to). In the past year (12 months), how many of your best friends have: used LSD, cocaine, amphetamines, or other illegal drugs?	34
60	Think of your four best friends (the friends you feel closest to). In the past year (12 months), how many of your best friends have: been suspended from school?	35
61	Think of your four best friends (the friends you feel closest to). In the past year (12 months), how many of your best friends have: liked school?	35
62	Think of your four best friends (the friends you feel closest to). In the past year (12 months), how many of your best friends have: carried a handgun?	35
63	Think of your four best friends (the friends you feel closest to). In the past year (12 months), how many of your best friends have: sold illegal drugs?	36
64	Think of your four best friends (the friends you feel closest to). In the past year (12 months), how many of your best friends have: regularly attended religious services?	36
65	Think of your four best friends (the friends you feel closest to). In the past year (12 months), how many of your best friends have: stolen or tried to steal a motor vehicle such as a car or motorcycle?	36
66	Think of your four best friends (the friends you feel closest to). In the past year (12 months), how many of your best friends have: been arrested?	37

67	Think of your four best friends (the friends you feel closest to). In the past year (12 months), how many of your best friends have: dropped out of school?	37
68	Think of your four best friends (the friends you feel closest to). In the past year (12 months), how many of your best friends have: been members of a gang?	37
69	How old were you when you first: smoked marijuana?	38
70	How old were you when you first: smoked a cigarette, even just a puff?	38
71	How old were you when you first: had more than a sip or two of beer, wine or hard liquor (for example, vodka, whiskey, or gin)? . . .	39
72	How old were you when you first: began drinking alcoholic beverages regularly, that is, at least once or twice a month?	39
73	How old were you when you first: used phenoxydine (pox, px, breeze)?	40
74	How old were you when you first: got suspended from school? . . .	40
75	How old were you when you first: got arrested?	41
76	How old were you when you first: carried a handgun?	41
77	How old were you when you first: attacked someone with the idea of seriously hurting them?	42
78	How old were you when you first: belonged to a gang?	42
79	How wrong do you think it is for someone your age to: take a handgun to school?	43
80	How wrong do you think it is for someone your age to: steal anything worth more than \$5?	43
81	How wrong do you think it is for someone your age to: pick a fight with someone?	43
82	How wrong do you think it is for someone your age to: attack someone with the idea of seriously hurting them?	44
83	How wrong do you think it is for someone your age to: stay away from school all day when their parents think they are at school? . .	44
84	How wrong do you think it is for someone your age to: drink beer, wine or hard liquor (for example, vodka, whiskey, or gin) regularly? .	44
85	How wrong do you think it is for someone your age to: smoke cigarettes?	45
86	How wrong do you think it is for someone your age to: smoke marijuana?	45
87	How wrong do you think it is for someone your age to: use LSD, cocaine, amphetamines or another illegal drug?	45
88	At school during the past 12 months, did you receive help from the resource teacher, speech therapist or other special education teacher?	46
89	How many times in the past year (12 months) have you: been suspended from school?	46
90	How many times in the past year (12 months) have you: carried a handgun?	46

91	How many times in the past year (12 months) have you: sold illegal drugs?	47
92	How many times in the past year (12 months) have you: stolen or tried to steal a motor vehicle such as a car or motorcycle?	47
93	How many times in the past year (12 months) have you: participated in clubs, organizations or activities at school?	48
94	How many times in the past year (12 months) have you: been arrested?	48
95	How many times in the past year (12 months) have you: done extra work on your own for school?	49
96	How many times in the past year (12 months) have you: attacked someone with the idea of seriously hurting them?	49
97	How many times in the past year (12 months) have you: been drunk or high at school?	50
98	How many times in the past year (12 months) have you: volunteered to do community service?	50
99	How many times in the past year (12 months) have you: taken a handgun to school?	51
100	Are you currently on probation, or assigned a probation officer with Juvenile Court?	51
101	Have you ever belonged to a gang?	51
102	If you have ever belonged to a gang, did that gang have a name? . .	52
103	How many times have you done the following things? done what feels good no matter what.	52
104	How many times have you done the following things? done something dangerous because someone dared you to do it.	52
105	How many times have you done the following things? done crazy things even if they are a little dangerous.	53
106	You're looking at CD's in a music store with a friend. You look up and see her slip a CD under her coat. She smiles and says 'Which one do you want? Go ahead, take it while nobody's around.' There is nobody in sight, no employees and no other customers. What would you do now?	53
107	You are visiting another part of town, and you don't know any of the people your age there. You are walking down the street, and some teenager you don't know is walking toward you. He is about your size, and as he is about to pass you, he deliberately bumps into you and you almost lose your balance. What would you say or do? .	53
108	You are at a party at someone's house, and one of your friends offers you a drink containing alcohol. What would you say or do?	54
109	It's 8:00 on a weeknight and you are about to go over to a friend's home when your mother asks you where you are going. You say 'Oh, just going to go hang out with some friends.' She says, 'No, you'll just get into trouble if you go out. Stay home tonight.' What would you do now?	54
110	How often do you attend religious services or activities?	54

111	I do the opposite of what people tell me, just to get them mad. . .	55
112	I like to see how much I can get away with.	55
113	I ignore rules that get in my way.	55
114	I think sometimes it's okay to cheat at school.	56
115	It is important to think before you act.	56
116	Sometimes I think that life is not worth it.	56
117	At times I think I am no good at all.	57
118	All in all, I am inclined to think that I am a failure.	57
119	In the past year, have you felt depressed or sad MOST days, even if you felt okay sometimes?	57
120	It is all right to beat up people if they start the fight.	58
121	I think it is okay to take something without asking if you can get away with it.	58
122	Sometimes we don't know what we will do as adults, but we may have an idea. Please answer how true these statements may be for you. WHEN I AM AN ADULT I WILL: smoke cigarettes.	58
123	Sometimes we don't know what we will do as adults, but we may have an idea. Please answer how true these statements may be for you. WHEN I AM AN ADULT I WILL: drink beer, wine, or liquor.	59
124	Sometimes we don't know what we will do as adults, but we may have an idea. Please answer how true these statements may be for you. WHEN I AM AN ADULT I WILL: smoke marijuana.	59
125	Sometimes we don't know what we will do as adults, but we may have an idea. Please answer how true these statements may be for you. WHEN I AM AN ADULT I WILL: use LSD, cocaine, amphetamines or another illegal drug.	59
126	How much do you think people risk harming themselves (physically or in other ways) if they: smoked one or more packs of cigarettes per day?	60
127	How much do you think people risk harming themselves (physically or in other ways) if they: try marijuana once or twice?	60
128	How much do you think people risk harming themselves (physically or in other ways) if they: smoke marijuana regularly?	60
129	How much do you think people risk harming themselves (physically or in other ways) if they: take one or two drinks of an alcoholic beverage (beer, wine, liquor) nearly every day?	61
130	How much do you think people risk harming themselves (physically or in other ways) if they: have five or more drinks once or twice each weekend?	61
131	Have you ever used smokeless tobacco (chew, snuff, plug, dipping tobacco, or chewing tobacco)?	61
132	How often have you taken smokeless tobacco during the past 30 days?	62
133	Have you ever smoked cigarettes?	62
134	How frequently have you smoked cigarettes during the past 30 days?	62

135	Which statement best describes rules about smoking inside your home?	63
136	Which statement best describes rules about smoking in your family cars?	63
137	During this school year, were you taught in any of your classes about the dangers of tobacco use?	64
138	During the past 12 months, have you participated in any community activities to discourage people your age from using cigarettes, chewing tobacco, snuff, dip or cigars?	64
139	On how many occasions have you had alcoholic beverages (beer, wine or hard liquor) to drink in your lifetime - more than just a few sips?	64
140	On how many occasions have you had beer, wine or hard liquor to drink during the past 30 days?	65
141	On how many occasions have you used marijuana (grass, pot) or hashish (hash, hash oil) in your lifetime?	65
142	On how many occasions have you used marijuana (grass, pot) or hashish (hash, hash oil) during the past 30 days?	65
143	On how many occasions have you used LSD or other psychedelics in your lifetime?	66
144	On how many occasions have you used LSD or other psychedelics during the past 30 days?	66
145	On how many occasions have you used cocaine or crack in your lifetime?	66
146	On how many occasions have you used cocaine or crack during the past 30 days?	67
147	On how many occasions have you sniffed glue, breathed the contents of an aerosol spray can, or inhaled other gases or sprays, in order to get high in your lifetime?	67
148	On how many occasions have you sniffed glue, breathed the contents of an aerosol spray can, or inhaled other gases or sprays, in order to get high during the past 30 days?	68
149	On how many occasions have you used phenoxydine (pox, px, breeze) in your lifetime?	68
150	On how many occasions have you used phenoxydine (pox, px, breeze) during the past 30 days?	69
151	On how many occasions have you used sedatives (tranquilizers, such as Valium or Xanax, barbiturates, or sleeping pills) without a doctor telling you to take them, in your lifetime?	69
152	On how many occasions have you used sedatives (tranquilizers, such as Valium or Xanax, barbiturates, or sleeping pills) without a doctor telling you to take them, during the past 30 days?	70
153	On how many occasions have you used methamphetamines (meth, speed, crank, crystal meth) in your lifetime?	70

154	On how many occasions have you used methamphetamines (meth, speed, crank, crystal meth) in the past 30 days?	71
155	On how many occasions have you used stimulants, other than Methamphetamines (such as amphetamines, Ritalin or Dexedrine) without a doctor telling you to take them, in your lifetime?	71
156	On how many occasions have you used stimulants, other than Methamphetamines (such as amphetamines, Ritalin or Dexedrine) without a doctor telling you to take them, during the past 30 days?	72
157	On how many occasions have you used heroin or other opiates in your lifetime?	72
158	On how many occasions have you used heroin or other opiates during the past 30 days?	73
159	On how many occasions have you used MDMA ('X', 'E', or ecstasy) in your lifetime?	73
160	On how many occasions have you used MDMA ('X', 'E', or ecstasy) during the past 30 days?	73
161	On how many occasions have you taken prescription drugs (such as Valium, Xanax, Ritalin, Adderall, OxyContin, Darvocet, or sleeping pills) on your own-that is, without a doctor telling you to take them in your lifetime?	74
162	On how many occasions have you taken prescription drugs (such as Valium, Xanax, Ritalin, Adderall, OxyContin, Darvocet, or sleeping pills) on your own-that is, without a doctor telling you to take them during the past 30 days?	74
163	On how many occasions have you taken non-prescription medicines such as diet pills (for example, Dietac, Dexatrim or Prolamine), stay-awake pills (for example No-Doz, Vivarin, or Wake), or cough or cold medicines (robos, DXM, etc.) to get high in your lifetime?	75
164	On how many occasions have you taken non-prescription medicines such as diet pills (for example, Dietac, Dexatrim or Prolamine), stay-awake pills (for example No-Doz, Vivarin, or Wake), or cough or cold medicines (robos, DXM, etc.) to get high during the past 30 days?	75
165	On how many occasions have you been drunk or very high from drinking alcoholic beverages during the past 30 days?	76
166	On how many occasions have you drunk flavored alcoholic beverages, sometimes called 'alcopops' (like Mike's Hard Lemonade, Smirnoff Ice, Bacardi Breezers, etc.) in your lifetime?	76
167	On how many occasions have you drunk flavored alcoholic beverages, sometimes called 'alcopops' (like Mike's Hard Lemonade, Smirnoff Ice, Bacardi Breezers, etc.) during the past 30 days?	77
168	Think back over the last two weeks. How many times have you had five or more alcoholic drinks in a row?	77
169	During the past 30 days, how many times did you ride in a car or other vehicle driven by someone who had been drinking alcohol?	77

170	During the past 30 days, how many times did you drive a car or other vehicle when you had been drinking alcohol?	78
171	If you drank alcohol (not just a sip or taste) in the past year, how did you usually get it?	78
172	If you drank alcohol (not just a sip or taste) in the past year, where did you usually drink it?	79
173	During the last month, about how many marijuana cigarettes, or the equivalent, did you smoke a day, on the average?	79
174	How wrong would most adults (over 21) in your neighborhood think it is for kids your age: to use marijuana?	80
175	How wrong would most adults (over 21) in your neighborhood think it is for kids your age: to drink alcohol?	80
176	How wrong would most adults (over 21) in your neighborhood think it is for kids your age: to smoke cigarettes?	80
177	How much do each of the following statements describe your neighborhood? crime and/or drug selling	81
178	How much do each of the following statements describe your neighborhood? fights	81
179	How much do each of the following statements describe your neighborhood? lots of empty or abandoned buildings	81
180	How much do each of the following statements describe your neighborhood? lots of graffiti	82
181	If I had to move, I would miss the neighborhood I now live in.	82
182	My neighbors notice when I am doing a good job and let me know about it.	82
183	I like my neighborhood.	83
184	There are lots of adults in my neighborhood I could talk to about something important.	83
185	I'd like to get out of my neighborhood.	83
186	There are people in my neighborhood who are proud of me when I do something well.	84
187	There are people in my neighborhood who encourage me to do my best.	84
188	I feel safe in my neighborhood.	84
189	Which of the following activities for people your age are available in your community? sports teams?	85
190	Which of the following activities for people your age are available in your community? scouting?	85
191	Which of the following activities for people your age are available in your community? boys and girls clubs?	85
192	Which of the following activities for people your age are available in your community? 4-H clubs?	85
193	Which of the following activities for people your age are available in your community? service clubs?	86

194	If a kid smoked marijuana in your neighborhood would he or she be caught by the police?	86
195	If a kid drank some beer, wine or hard liquor (for example, vodka, whiskey, or gin) in your neighborhood would he or she be caught by the police?	86
196	If a kid carried a handgun in your neighborhood would he or she be caught by the police?	87
197	If you wanted to get some cigarettes, how easy would it be for you to get some?	87
198	If you wanted to get some beer, wine or hard liquor (for example, vodka, whiskey, or gin), how easy would it be for you to get some?	87
199	If you wanted to get a drug like cocaine, LSD, or amphetamines, how easy would it be for you to get some?	88
200	If you wanted to get a handgun, how easy would it be for you to get one?	88
201	If you wanted to get some marijuana, how easy would it be for you to get some?	88
202	During the past 12 months, have you participated in any alcohol prevention programs or seen any alcohol prevention messages in your school or community? Yes, a school-based program focused on preventing underage drinking and/or drinking and driving.	89
203	During the past 12 months, have you participated in any alcohol prevention programs or seen any alcohol prevention messages in your school or community? Yes, a community-based program focused on preventing underage drinking and/or drinking and driving (for example, through your church or temple or through youth groups like Boys and Girls Club or 4-H).	89
204	During the past 12 months, have you participated in any alcohol prevention programs or seen any alcohol prevention messages in your school or community? Yes, a media campaign addressing underage drinking and/or drinking and driving (for example, newspaper ads, posters, pamphlets, radio, TV).	89
205	During the past 12 months, have you participated in any alcohol prevention programs or seen any alcohol prevention messages in your school or community? No	89
206	How wrong do your parents feel it would be for YOU to: drink beer, wine or hard liquor (for example, vodka, whiskey or gin) regularly?	90
207	How wrong do your parents feel it would be for YOU to: smoke cigarettes?	90
208	How wrong do your parents feel it would be for YOU to: smoke marijuana?	90
209	How wrong do your parents feel it would be for YOU to: steal something worth more than \$5?	91

210	How wrong do your parents feel it would be for YOU to: draw graffiti, write things, or draw pictures on buildings or other property (without the owner's permission)?	91
211	How wrong do your parents feel it would be for YOU to: pick a fight with someone?	91
212	During the past 12 months, have you talked with at least one of your parents about the dangers of underage drinking and/or drinking and driving? By parents, we mean either your biological parents, adoptive parents, stepparents, or adult guardians - whether or not they live with you.	92
213	Have any of your brothers or sisters ever: drunk beer, wine or hard liquor (for example, vodka, whiskey or gin)?	92
214	Have any of your brothers or sisters ever: smoked marijuana?	92
215	Have any of your brothers or sisters ever: smoked cigarettes?	92
216	Have any of your brothers or sisters ever: taken a handgun to school?	93
217	Have any of your brothers or sisters ever: been suspended or expelled from school?	93
218	The rules in my family are clear.	93
219	People in my family often insult or yell at each other.	94
220	When I am not at home, one of my parents knows where I am and who I am with.	94
221	We argue about the same things in my family over and over.	94
222	If you drank some beer or wine or liquor (for example, vodka, whiskey, or gin) without your parents' permission, would you be caught by your parents?	95
223	My family has clear rules about alcohol and drug use.	95
224	If you carried a handgun without your parents' permission, would you be caught by your parents?	95
225	If you skipped school would you be caught by your parents?	96
226	Do you feel very close to your mother?	96
227	Do you share your thoughts and feelings with your mother?	96
228	My parents ask me what I think before most family decisions affecting me are made.	97
229	Do you share your thoughts and feelings with your father?	97
230	Do you enjoy spending time with your mother?	97
231	Do you enjoy spending time with your father?	98
232	If I had a personal problem, I could ask my mom or dad for help.	98
233	Do you feel very close to your father?	98
234	My parents give me lots of chances to do fun things with them.	99
235	My parents ask if I've gotten my homework done.	99
236	People in my family have serious arguments.	99
237	Would your parents know if you did not come home on time?	100
238	It is important to be honest with your parents, even if they become upset or you get punished.	100

239	My parents notice when I am doing a good job and let me know about it.	100
240	How often do your parents tell you they're proud of you for something you've done?	101
241	How many brothers and sisters, including stepbrothers and sisters, do you have that are younger than you?	101
242	How many brothers and sisters, including stepbrothers and sisters, do you have that are older than you?	101
243	Have you changed homes in the past year (the last 12 months)?	102
244	How many times have you changed homes since kindergarten?	102
245	Have you changed schools (including changing from elementary to middle and middle to high school) in the past year?	102
246	How many times have you changed schools since kindergarten (including changing from elementary to middle and middle to high school)?	103
247	Has anyone in your family ever had severe alcohol or drug problems?	103
248	About how many adults (over 21) have you known personally who in the past year have: used marijuana, crack, cocaine, or other drugs?	103
249	About how many adults (over 21) have you known personally who in the past year have: sold or dealt drugs?	104
250	About how many adults (over 21) have you known personally who in the past year have: done other things that could get them in trouble with the police, like stealing, selling stolen goods, mugging or assaulting others, etc.?	104
251	About how many adults (over 21) have you known personally who in the past year have: gotten drunk or high?	104
252	Have you seen or heard information about underage drinking in the past 12 months from the following sources? Radio	105
253	Have you seen or heard information about underage drinking in the past 12 months from the following sources? TV.	105
254	Have you seen or heard information about underage drinking in the past 12 months from the following sources? Print. This includes information on underage drinking you may have seen in the newspaper, on a billboard, in pamphlets, on stickers, etc.	105
255	Have you seen or heard information about underage drinking in the past 12 months from the following sources? Website or social media? (Facebook, Myspace, website, etc.)	105
256	The next questions ask about your opinions of the information you saw or heard. If you have seen or heard more than one ad, please think about your favorite ad when answering these questions. The information about underage drinking that I saw or heard was convincing.	106

257	The next questions ask about your opinions of the information you saw or heard. If you have seen or heard more than one ad, please think about your favorite ad when answering these questions. The information about underage drinking that I saw or heard grabbed my attention.	106
258	The next questions ask about your opinions of the information you saw or heard. If you have seen or heard more than one ad, please think about your favorite ad when answering these questions. The information about underage drinking that I saw or heard said something important to me.	106
259	The next questions ask about your opinions of the information you saw or heard. If you have seen or heard more than one ad, please think about your favorite ad when answering these questions. Seeing or hearing this information about underage drinking made me want to stop or decrease my drinking.	107
260	How honest were you in filling out this survey?	107

List of Figures

1	Grade Chart	12
2	Gender Chart	13
3	Age Chart	14
4	Ethnic Origin Chart	15

1 INTRODUCTION

This report was generated from data collected on the *2011 Arkansas Prevention Needs Assessment Student Survey*. This report contains basic frequency tables of all data collected and graphs on the selected demographic variables of grade, gender, age and ethnic origin. The graph on ethnic origin is represented as a bar chart rather than as a pie chart. This is because students were allowed to mark more than one response for ethnic origin as opposed to being allowed to mark only one response. The bars represent the percent of students who marked each of the ethnic categories.

Questions regarding the information found in this report can be directed to:

Pride Surveys

160 Vanderbilt Court
Bowling Green, KY 42103
1-800-279-6361
www.pridesurveys.com

Grade Chart

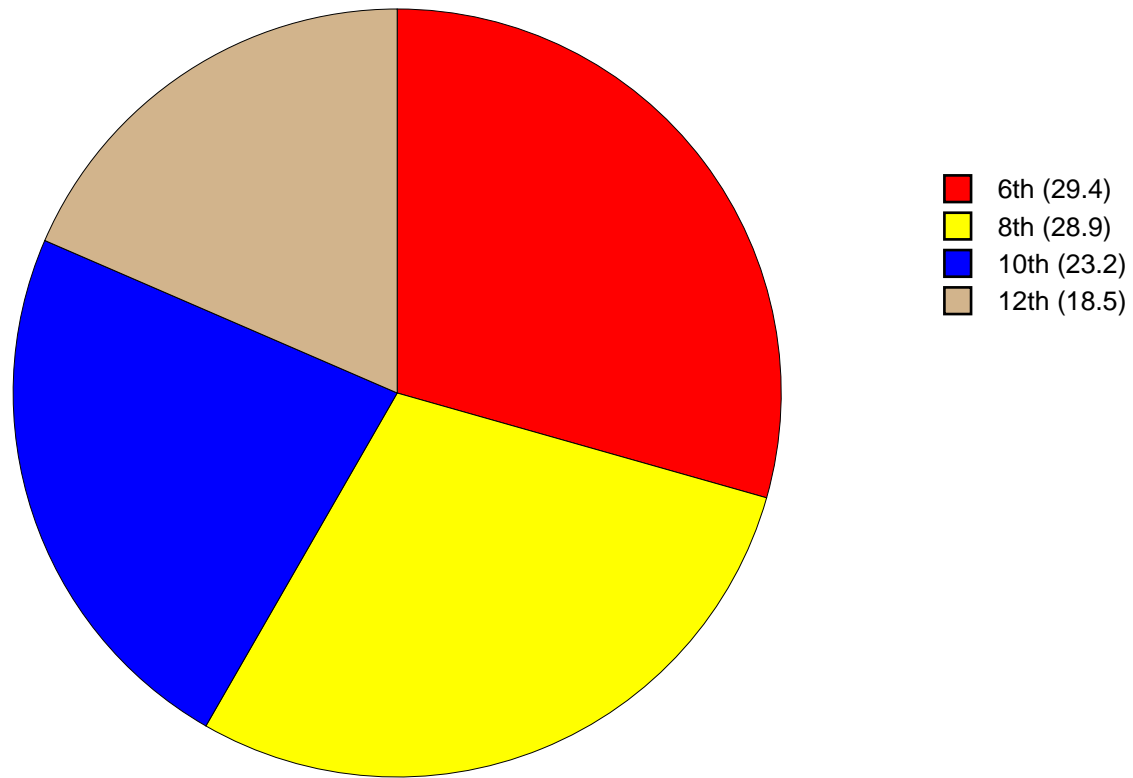


Figure 1: Grade Chart

Gender Chart

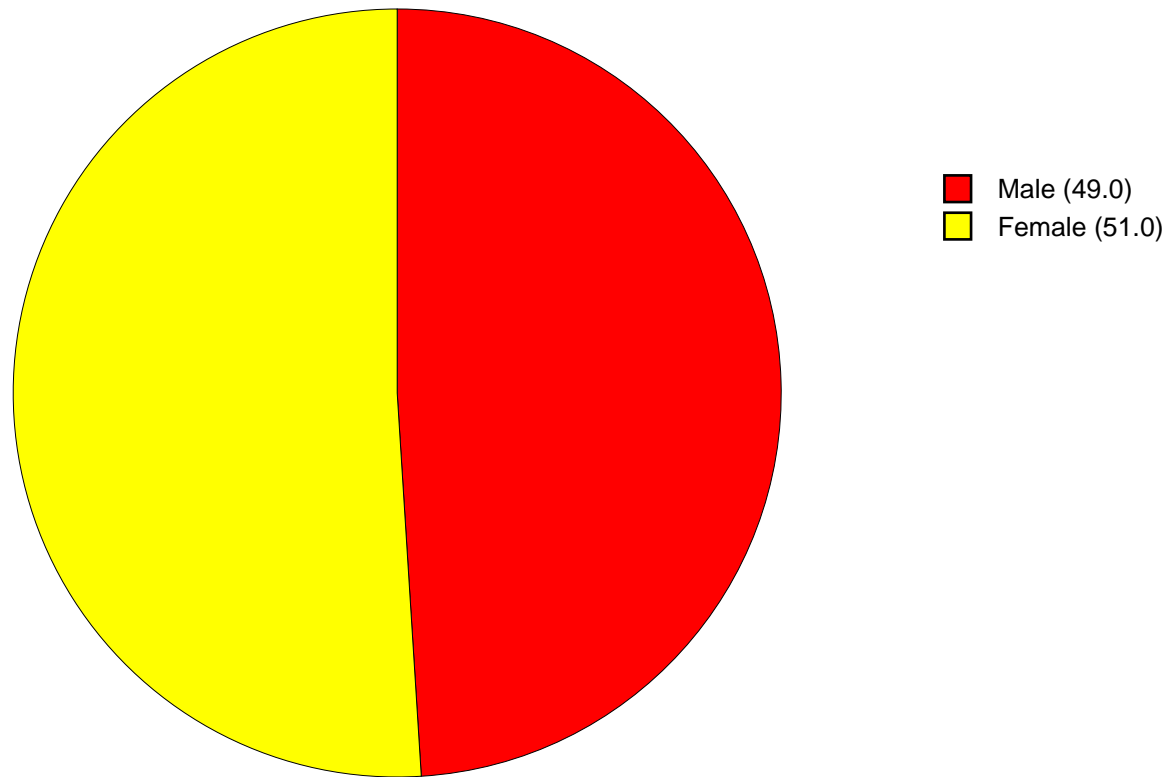


Figure 2: Gender Chart

Age Chart

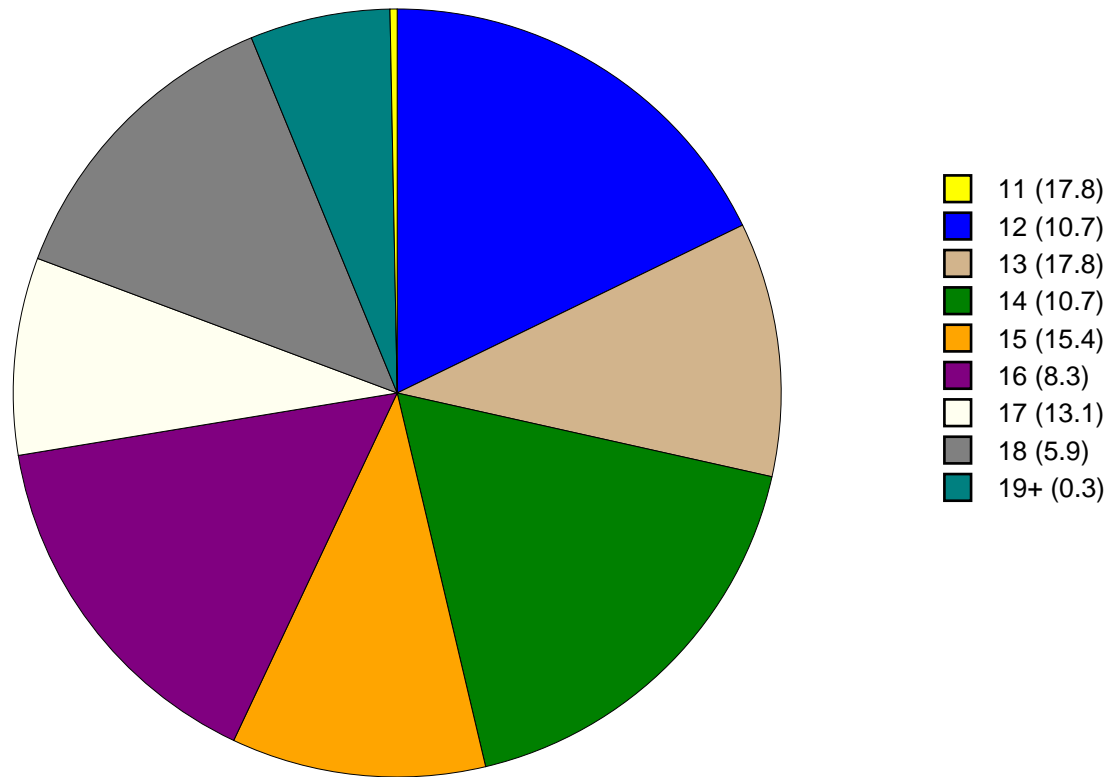


Figure 3: Age Chart

Ethnic Origin Chart

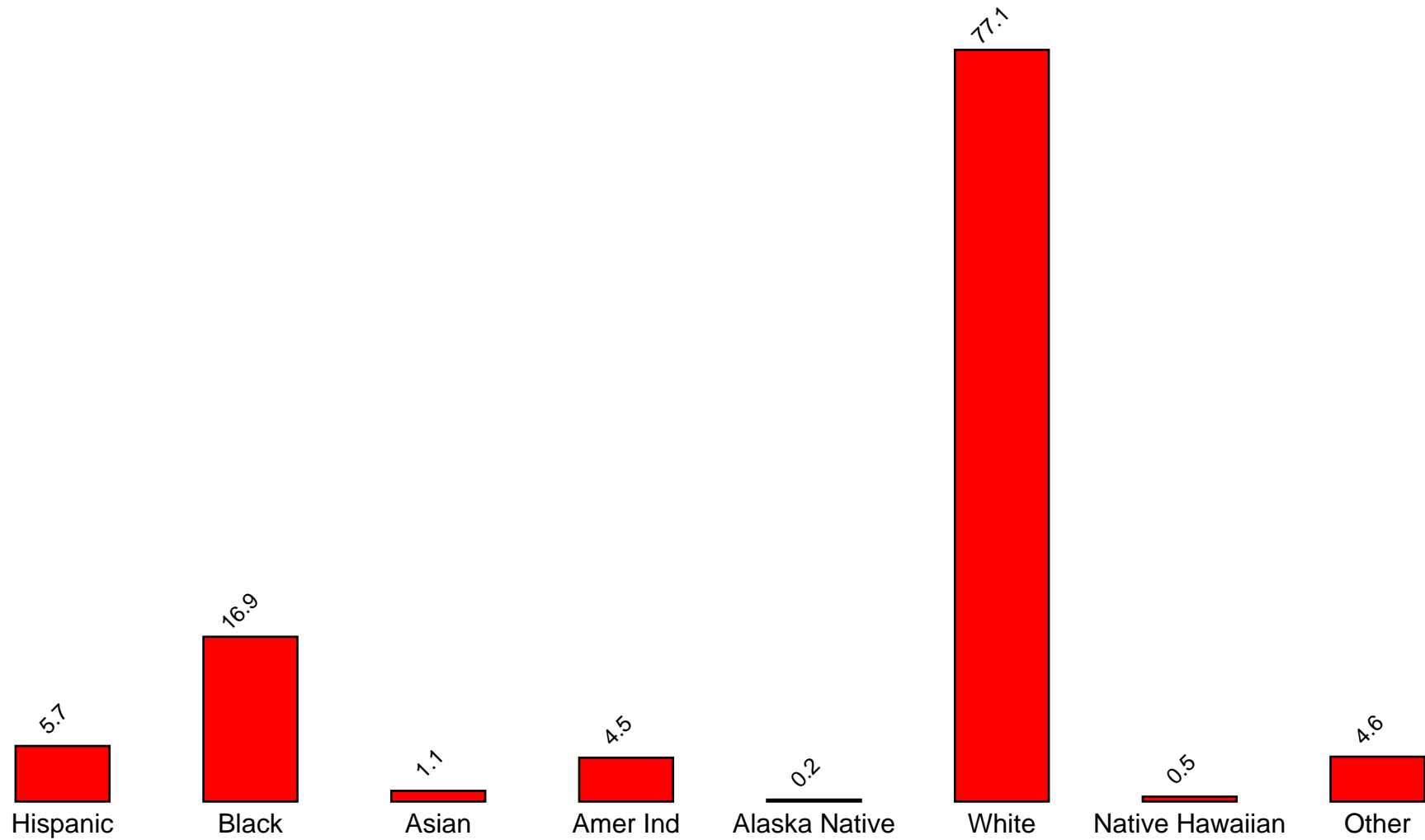


Figure 4: Ethnic Origin Chart

2 PERCENTAGE TABLES

The following tables contain frequency distribution detailing how your students responded to each question on the survey. The tables appear in the same order as the questions on the survey. The tables include breakdowns by grade level as well as overall percentages. The *N of Valid* row is a frequency count of the number of valid responses to each question for each grade and overall. The *N of Miss* row is a frequency count of the number of invalid (marked more than one response) or missing (i.e. did not respond) responses to each question for each grade and overall.

For the questions that allowed more than one response (i.e. race, live with, etc.) each response becomes a separate table. If a student did not mark the response, that was counted as a NO response, and if they did mark the response, that was counted as a YES response. Since a non response is a valid response for these questions, the *N of Miss* will always be zero for these questions.

Table 1: Sex

Response	6	8	10	12	Total	
Male	50.6	51.6	45.4	46.7	49.0	
Female	49.4	48.4	54.6	53.3	51.0	
N of Valid	2773	2727	2180	1753	9433	
N of Miss	24	28	26	9	87	

Table 2: Age

Response	6	8	10	12	Total	
10 or younger	0.1	0.0	0.0	0.0	0.0	
11	60.6	0.0	0.0	0.0	17.8	
12	36.3	0.1	0.0	0.0	10.7	
13	3.1	58.4	0.0	0.0	17.8	
14	0.0	36.8	0.1	0.0	10.7	
15	0.0	4.4	61.3	0.0	15.4	
16	0.0	0.3	34.6	1.1	8.3	
17	0.0	0.0	3.8	65.7	13.1	
18	0.0	0.0	0.2	31.4	5.9	
19 or older	0.0	0.0	0.0	1.8	0.3	
N of Valid	2783	2748	2197	1761	9489	
N of Miss	12	6	10	1	29	

Table 3: Are you Hispanic or Latino?

Response	6	8	10	12	Total	
No	93.5	93.8	95.4	95.1	94.3	
Yes	6.5	6.2	4.6	4.9	5.7	
N of Valid	2644	2685	2141	1727	9197	
N of Miss	153	70	66	35	324	

Table 4: What is your race? Black or African American



Response	6	8	10	12	Total	
No	83.1	81.1	83.6	85.6	83.1	
Yes	16.9	18.9	16.4	14.4	16.9	
N of Valid	2797	2755	2207	1762	9521	
N of Miss	0	0	0	0	0	

Table 5: What is your race? Asian



Response	6	8	10	12	Total	
No	99.1	98.6	99.0	99.2	98.9	
Yes	0.9	1.4	1.0	0.8	1.1	
N of Valid	2797	2755	2207	1762	9521	
N of Miss	0	0	0	0	0	

Table 6: What is your race? American Indian



Response	6	8	10	12	Total	
No	93.4	95.3	97.1	97.3	95.5	
Yes	6.6	4.7	2.9	2.7	4.5	
N of Valid	2797	2755	2207	1762	9521	
N of Miss	0	0	0	0	0	

Table 7: What is your race? Alaska Native



Response	6	8	10	12	Total	
No	99.8	99.9	99.6	100.0	99.8	
Yes	0.2	0.1	0.4	0.0	0.2	
N of Valid	2797	2755	2207	1762	9521	
N of Miss	0	0	0	0	0	

Table 8: What is your race? White



Response	6	8	10	12	Total	
No	25.1	24.2	21.2	19.1	22.9	
Yes	74.9	75.8	78.8	80.9	77.1	
N of Valid	2797	2755	2207	1762	9521	
N of Miss	0	0	0	0	0	

Table 9: What is your race? Native Hawaiian or Other Pacific Islander



Response	6	8	10	12	Total	
No	99.7	99.3	99.4	99.7	99.5	
Yes	0.3	0.7	0.6	0.3	0.5	
N of Valid	2797	2755	2207	1762	9521	
N of Miss	0	0	0	0	0	

Table 10: What is your race? Other



Response	6	8	10	12	Total	
No	94.2	95.5	95.8	96.4	95.4	
Yes	5.8	4.5	4.2	3.6	4.6	
N of Valid	2797	2755	2207	1762	9521	
N of Miss	0	0	0	0	0	

Table 11: What is the highest level of schooling completed by your mother or father?









Response	6	8	10	12	Total	
Completed grade school or less	2.0	2.0	1.0	1.4	1.7	
Some high school	5.3	5.7	9.6	12.3	7.7	
Completed high school	14.7	17.5	21.4	22.7	18.6	
Some college	12.7	15.5	20.2	23.3	17.3	
Completed college	21.5	25.5	25.1	25.0	24.1	
Graduate or professional school after college	9.2	10.3	10.3	9.0	9.7	
Don't know	33.3	22.3	11.3	5.1	19.7	
Does not apply	1.2	1.2	1.1	1.1	1.2	
N of Valid	2685	2697	2175	1736	9293	
N of Miss	76	26	10	12	124	

Table 12: Think of where you live most of the time. Which of the following people live there with you? Mother



Response	6	8	10	12	Total	
No	14.6	15.1	17.8	21.2	16.7	
Yes	85.4	84.9	82.2	78.8	83.3	
N of Valid	2797	2755	2207	1762	9521	
N of Miss	0	0	0	0	0	

Table 13: Think of where you live most of the time. Which of the following people live there with you? Stepmother



Response	6	8	10	12	Total	
No	94.2	94.5	92.9	93.4	93.8	
Yes	5.8	5.5	7.1	6.6	6.2	
N of Valid	2797	2755	2207	1762	9521	
N of Miss	0	0	0	0	0	

Table 14: Think of where you live most of the time. Which of the following people live there with you? Foster Mother



Response	6	8	10	12	Total	
No	99.6	99.5	99.6	99.4	99.6	
Yes	0.4	0.5	0.4	0.6	0.4	
N of Valid	2797	2755	2207	1762	9521	
N of Miss	0	0	0	0	0	

Table 15: Think of where you live most of the time. Which of the following people live there with you? Grandmother



Response	6	8	10	12	Total	
No	86.6	88.3	90.0	89.5	88.4	
Yes	13.4	11.7	10.0	10.5	11.6	
N of Valid	2797	2755	2207	1762	9521	
N of Miss	0	0	0	0	0	

Table 16: Think of where you live most of the time. Which of the following people live there with you? Aunt



Response	6	8	10	12	Total	
No	95.5	96.2	97.1	97.6	96.4	
Yes	4.5	3.8	2.9	2.4	3.6	
N of Valid	2797	2755	2207	1762	9521	
N of Miss	0	0	0	0	0	

Table 17: Think of where you live most of the time. Which of the following people live there with you? Father



Response	6	8	10	12	Total	
No	41.3	44.7	44.9	46.4	44.0	
Yes	58.7	55.3	55.1	53.6	56.0	
N of Valid	2797	2755	2207	1762	9521	
N of Miss	0	0	0	0	0	

Table 18: Think of where you live most of the time. Which of the following people live there with you? Stepfather



Response	6	8	10	12	Total	
No	85.3	82.8	83.9	84.8	84.2	
Yes	14.7	17.2	16.1	15.2	15.8	
N of Valid	2797	2755	2207	1762	9521	
N of Miss	0	0	0	0	0	

Table 19: Think of where you live most of the time. Which of the following people live there with you? Foster Father



Response	6	8	10	12	Total	
No	99.7	99.5	99.7	99.6	99.6	
Yes	0.3	0.5	0.3	0.4	0.4	
N of Valid	2797	2755	2207	1762	9521	
N of Miss	0	0	0	0	0	

Table 20: Think of where you live most of the time. Which of the following people live there with you? Grandfather



Response	6	8	10	12	Total	
No	92.2	93.3	94.6	94.9	93.6	
Yes	7.8	6.7	5.4	5.1	6.4	
N of Valid	2797	2755	2207	1762	9521	
N of Miss	0	0	0	0	0	

Table 21: Think of where you live most of the time. Which of the following people live there with you? Uncle



Response	6	8	10	12	Total	
No	95.6	96.4	97.0	97.2	96.5	
Yes	4.4	3.6	3.0	2.8	3.5	
N of Valid	2797	2755	2207	1762	9521	
N of Miss	0	0	0	0	0	

Table 22: Think of where you live most of the time. Which of the following people live there with you? Other Adults

Response	6	8	10	12	Total	
No	98.0	97.5	97.4	96.6	97.4	
Yes	2.0	2.5	2.6	3.4	2.6	
N of Valid	2797	2755	2207	1762	9521	
N of Miss	0	0	0	0	0	

Table 23: Think of where you live most of the time. Which of the following people live there with you? Brother(s)

Response	6	8	10	12	Total	
No	52.2	56.2	56.9	65.5	56.9	
Yes	47.8	43.8	43.1	34.5	43.1	
N of Valid	2797	2755	2207	1762	9521	
N of Miss	0	0	0	0	0	

Table 24: Think of where you live most of the time. Which of the following people live there with you? Stepbrother(s)

Response	6	8	10	12	Total	
No	94.9	95.5	95.7	96.9	95.6	
Yes	5.1	4.5	4.3	3.1	4.4	
N of Valid	2797	2755	2207	1762	9521	
N of Miss	0	0	0	0	0	

Table 25: Think of where you live most of the time. Which of the following people live there with you? Sister(s)

Response	6	8	10	12	Total	
No	53.8	57.4	60.9	66.5	58.8	
Yes	46.2	42.6	39.1	33.5	41.2	
N of Valid	2797	2755	2207	1762	9521	
N of Miss	0	0	0	0	0	

Table 26: Think of where you live most of the time. Which of the following people live there with you? Stepsister(s)

Response	6	8	10	12	Total	
No	95.8	96.1	96.7	97.4	96.4	
Yes	4.2	3.9	3.3	2.6	3.6	
N of Valid	2797	2755	2207	1762	9521	
N of Miss	0	0	0	0	0	

Table 27: Think of where you live most of the time. Which of the following people live there with you? Other Children

Response	6	8	10	12	Total	
No	96.0	95.9	95.3	92.5	95.2	
Yes	4.0	4.1	4.7	7.5	4.8	
N of Valid	2797	2755	2207	1762	9521	
N of Miss	0	0	0	0	0	

Table 28: In my school, students have lots of chances to help decide things like class activities and rules.

Response	6	8	10	12	Total	
NO!	16.5	17.0	14.1	18.8	16.5	
no	40.0	37.7	34.2	30.6	36.2	
yes	35.4	38.6	42.8	42.0	39.3	
YES!	8.1	6.7	8.9	8.5	8.0	
N of Valid	2728	2713	2187	1748	9376	
N of Miss	67	40	19	14	140	

Table 29: Teachers ask me to work on special classroom projects.

Response	6	8	10	12	Total	
NO!	9.3	9.6	9.8	8.7	9.4	
no	33.6	41.4	43.0	38.6	39.0	
yes	43.4	41.6	41.5	44.7	42.7	
YES!	13.7	7.3	5.7	8.0	8.9	
N of Valid	2738	2719	2188	1745	9390	
N of Miss	57	36	18	17	128	

Table 30: My teacher(s) notices when I am doing a good job and lets me know about it.

Response	6	8	10	12	Total	
NO!	3.2	6.3	7.8	7.7	6.0	
no	13.1	21.5	24.0	23.7	20.0	
yes	49.3	49.5	52.2	51.7	50.5	
YES!	34.4	22.6	16.1	16.9	23.5	
N of Valid	2751	2711	2178	1737	9377	
N of Miss	46	43	28	24	141	

Table 31: There are lots of chances for students in my school to get involved in sports, clubs, and other school activities outside of class.

Response	6	8	10	12	Total	
NO!	3.9	1.8	1.4	2.3	2.4	
no	10.2	5.7	4.9	5.8	6.8	
yes	38.7	36.0	38.6	41.5	38.4	
YES!	47.2	56.6	55.0	50.4	52.4	
N of Valid	2754	2724	2189	1740	9407	
N of Miss	42	30	17	22	111	

Table 32: There are lots of chances for students in my school to talk with a teacher one-on-one.

Response	6	8	10	12	Total	
NO!	3.5	5.1	5.4	5.1	4.7	
no	14.1	20.5	24.1	20.6	19.5	
yes	46.6	49.6	50.0	50.0	48.9	
YES!	35.8	24.8	20.5	24.3	26.9	
N of Valid	2737	2718	2182	1743	9380	
N of Miss	59	37	24	19	139	

Table 33: I feel safe at my school.





Response	6	8	10	12	Total	
NO!	3.9	6.4	8.0	6.4	6.1	
no	7.8	12.1	12.1	10.5	10.5	
yes	37.8	53.5	56.1	56.8	50.1	
YES!	50.5	28.0	23.7	26.2	33.3	
N of Valid	2755	2715	2184	1738	9392	
N of Miss	40	35	22	24	121	

Table 34: The school lets my parents know when I have done something well.





Response	6	8	10	12	Total	
NO!	9.0	16.3	22.1	23.8	16.9	
no	28.0	42.7	45.4	45.6	39.6	
yes	42.6	30.6	26.2	24.1	31.9	
YES!	20.5	10.3	6.3	6.5	11.6	
N of Valid	2738	2715	2171	1742	9366	
N of Miss	58	35	35	20	148	

Table 35: My teachers praise me when I work hard in school.





Response	6	8	10	12	Total	
NO!	10.9	15.1	16.7	14.8	14.2	
no	29.2	40.0	42.2	38.2	37.0	
yes	42.5	36.1	34.2	39.0	38.0	
YES!	17.4	8.9	6.9	8.0	10.7	
N of Valid	2683	2695	2173	1732	9283	
N of Miss	110	58	32	29	229	

Table 36: Are your school grades better than the grades of most students in your class?

Response	6	8	10	12	Total	
NO!	8.2	7.4	7.5	4.0	7.0	
no	28.6	29.3	29.1	24.8	28.2	
yes	45.2	45.5	47.5	50.9	46.9	
YES!	18.0	17.8	15.9	20.3	17.9	
N of Valid	2706	2712	2179	1736	9333	
N of Miss	86	37	26	25	174	

Table 37: I have lots of chances to be part of class discussions or activities.

Response	6	8	10	12	Total	
NO!	4.3	4.0	3.3	4.3	4.0	
no	13.0	17.0	16.1	15.7	15.4	
yes	50.1	55.0	60.0	59.0	55.5	
YES!	32.6	24.0	20.6	21.1	25.2	
N of Valid	2742	2722	2180	1740	9384	
N of Miss	49	31	24	21	125	

Table 38: Now thinking back over the past year in school, how often did you: enjoy being in school?

Response	6	8	10	12	Total	
Never	7.0	7.3	10.6	9.9	8.5	
Seldom	7.9	10.0	13.7	16.6	11.5	
Sometimes	36.8	41.6	41.1	39.3	39.6	
Often	24.5	27.6	24.6	25.8	25.7	
Almost always	23.9	13.5	10.0	8.5	14.8	
N of Valid	2742	2726	2179	1734	9381	
N of Miss	48	27	27	28	130	

Table 39: Now thinking back over the past year in school, how often did you: hate being in school?

Response	6	8	10	12	Total	
Never	22.3	8.2	4.8	4.3	10.8	
Seldom	24.8	27.5	23.5	22.8	24.9	
Sometimes	30.5	35.8	37.4	35.9	34.6	
Often	12.6	17.6	20.2	23.4	17.8	
Almost always	9.8	11.0	14.1	13.6	11.8	
N of Valid	2721	2711	2180	1730	9342	
N of Miss	71	35	27	32	165	

Table 40: Now thinking back over the past year in school, how often did you: try to do your best work in school?

Response	6	8	10	12	Total	
Never	0.5	0.6	0.9	1.5	0.8	
Seldom	0.6	2.0	2.7	3.5	2.0	
Sometimes	6.0	10.8	15.9	17.7	11.9	
Often	17.1	30.4	33.4	35.1	28.1	
Almost always	75.8	56.2	47.1	42.3	57.3	
N of Valid	2729	2694	2173	1723	9319	
N of Miss	68	59	34	38	199	

Table 41: How often do you feel that the school work you are assigned is meaningful and important?

Response	6	8	10	12	Total	
Never	4.2	5.9	7.4	8.4	6.2	
Seldom	6.2	13.5	22.3	23.7	15.3	
Sometimes	21.3	32.2	35.3	36.0	30.4	
Often	31.0	30.6	24.6	23.6	28.0	
Almost always	37.3	17.8	10.5	8.3	20.0	
N of Valid	2729	2707	2174	1729	9339	
N of Miss	65	48	33	33	179	

Table 42: Putting them all together, what were your grades like last year?

Response	6	8	10	12	Total	
Mostly F's	1.3	1.3	0.9	0.5	1.1	
Mostly D's	2.9	3.9	4.4	2.3	3.4	
Mostly C's	12.6	20.9	23.4	20.6	19.0	
Mostly B's	39.1	39.9	39.5	41.1	39.8	
Mostly A's	44.2	34.1	31.8	35.6	36.8	
N of Valid	2634	2647	2132	1724	9137	
N of Miss	25	25	32	24	106	

Table 43: How important do you think the things you are learning in school are going to be for your later life?

Response	6	8	10	12	Total	
Very important	59.9	38.1	22.8	16.8	37.1	
Quite important	22.1	28.4	26.1	25.4	25.5	
Fairly important	12.6	21.9	29.5	32.3	22.8	
Slightly important	3.8	9.2	17.9	20.4	11.7	
Not at all important	1.6	2.5	3.7	5.1	3.0	
N of Valid	2770	2720	2174	1729	9393	
N of Miss	25	32	32	33	122	

Table 44: How interesting are most of your courses to you?

Response	6	8	10	12	Total	
Very interesting and stimulating	20.5	10.9	6.6	7.3	12.0	
Quite interesting	35.3	27.2	22.0	21.8	27.4	
Fairly interesting	28.1	38.0	43.5	40.3	36.8	
Slightly dull	10.8	15.6	19.4	20.7	16.0	
Very dull	5.2	8.3	8.6	9.9	7.8	
N of Valid	2705	2714	2174	1726	9319	
N of Miss	89	41	32	36	198	

Table 45: During the LAST FOUR WEEKS how many whole days of school have you missed because you skipped or 'cut'?








Response	6	8	10	12	Total	
None	74.5	76.7	72.3	61.3	72.2	
1	10.9	9.9	11.9	17.0	12.0	
2	5.4	6.1	6.6	8.4	6.5	
3	4.5	3.3	3.9	6.4	4.4	
4-5	3.4	2.8	3.0	4.8	3.4	
6-10	1.0	0.6	1.4	1.1	1.0	
11 or more	0.3	0.6	0.9	0.9	0.6	
N of Valid	2749	2722	2175	1728	9374	
N of Miss	46	32	32	34	144	

Table 46: What are the chances you would be seen as cool if you: smoked cigarettes?






Response	6	8	10	12	Total	
No or very little chance	90.7	71.4	60.6	54.2	71.3	
Little chance	5.0	14.0	16.5	19.9	13.1	
Some chance	2.5	8.4	12.8	15.1	9.0	
Pretty good chance	0.9	4.0	6.7	6.0	4.1	
Very good chance	0.9	2.1	3.5	4.7	2.6	
N of Valid	2703	2699	2167	1726	9295	
N of Miss	75	44	35	34	188	

Table 47: What are the chances you would be seen as cool if you: worked hard at school?






Response	6	8	10	12	Total	
No or very little chance	6.0	10.7	13.2	12.1	10.2	
Little chance	8.1	16.1	18.5	21.1	15.3	
Some chance	14.6	22.5	26.3	27.9	22.1	
Pretty good chance	26.4	26.2	23.8	23.2	25.2	
Very good chance	44.8	24.4	18.2	15.7	27.3	
N of Valid	2726	2705	2165	1722	9318	
N of Miss	70	49	41	39	199	

Table 48: What are the chances you would be seen as cool if you: began drinking alcoholic beverages regularly, that is, at least once or twice a month?






Response	6	8	10	12	Total	
No or very little chance	88.6	64.5	46.3	38.0	62.4	
Little chance	6.4	15.8	15.3	15.2	12.8	
Some chance	2.9	10.0	16.8	19.5	11.3	
Pretty good chance	1.2	7.1	14.4	16.6	8.9	
Very good chance	0.8	2.6	7.2	10.7	4.7	
N of Valid	2713	2703	2168	1722	9306	
N of Miss	81	47	39	39	206	

Table 49: What are the chances you would be seen as cool if you: defended someone who was being verbally abused at school?






Response	6	8	10	12	Total	
No or very little chance	14.4	12.8	12.9	12.2	13.2	
Little chance	8.1	12.1	15.9	15.9	12.5	
Some chance	16.8	22.9	26.7	28.2	23.0	
Pretty good chance	22.6	25.9	24.3	26.8	24.8	
Very good chance	38.2	26.3	20.1	16.9	26.6	
N of Valid	2696	2703	2166	1719	9284	
N of Miss	97	50	40	42	229	

Table 50: What are the chances you would be seen as cool if you: smoked marijuana?






Response	6	8	10	12	Total	
No or very little chance	93.8	73.6	56.0	48.5	70.7	
Little chance	3.0	10.3	12.3	15.3	9.6	
Some chance	1.4	5.9	12.4	14.3	7.7	
Pretty good chance	0.8	5.1	9.2	10.7	5.9	
Very good chance	1.0	5.0	10.1	11.3	6.2	
N of Valid	2696	2700	2163	1723	9282	
N of Miss	98	51	42	39	230	

Table 51: What are the chances you would be seen as cool if you: carried a handgun?






Response	6	8	10	12	Total	
No or very little chance	86.9	76.8	73.6	71.5	78.0	
Little chance	6.0	10.3	10.5	12.3	9.5	
Some chance	2.7	5.5	6.9	7.2	5.3	
Pretty good chance	2.1	3.7	4.7	4.1	3.5	
Very good chance	2.3	3.7	4.2	4.9	3.6	
N of Valid	2695	2696	2163	1722	9276	
N of Miss	93	53	43	38	227	

Table 52: What are the chances you would be seen as cool if you: regularly volunteered to do community service?






Response	6	8	10	12	Total	
No or very little chance	24.0	31.2	29.8	26.0	27.8	
Little chance	13.6	22.9	23.0	24.5	20.5	
Some chance	20.0	22.2	24.0	24.2	22.3	
Pretty good chance	18.9	13.0	13.6	15.5	15.3	
Very good chance	23.4	10.6	9.6	9.7	13.9	
N of Valid	2698	2698	2161	1720	9277	
N of Miss	99	56	45	42	242	

Table 53: Think of your four best friends (the friends you feel closest to). In the past year (12 months), how many of your best friends have: participated in clubs, organizations or activities at school?






Response	6	8	10	12	Total	
0	13.6	11.5	9.2	8.3	11.0	
1	13.4	11.1	11.7	9.4	11.6	
2	19.5	17.1	17.9	17.3	18.0	
3	16.7	16.1	16.5	16.5	16.4	
4	36.8	44.3	44.7	48.5	43.0	
N of Valid	2696	2691	2152	1718	9257	
N of Miss	94	56	53	43	246	

Table 54: Think of your four best friends (the friends you feel closest to). In the past year (12 months), how many of your best friends have: smoked cigarettes?






Response	6	8	10	12	Total	
0	91.8	71.5	52.3	40.3	67.2	
1	5.1	14.8	18.8	19.6	13.7	
2	2.0	5.9	12.4	17.1	8.3	
3	0.5	2.8	6.7	9.8	4.3	
4	0.6	5.0	9.9	13.2	6.4	
N of Valid	2706	2688	2149	1708	9251	
N of Miss	91	65	56	53	265	

Table 55: Think of your four best friends (the friends you feel closest to). In the past year (12 months), how many of your best friends have: tried beer, wine or hard liquor (for example, vodka, whiskey, or gin) when their parents didn't know about it?






Response	6	8	10	12	Total	
0	88.2	60.8	34.0	24.6	55.9	
1	7.2	15.4	17.0	16.1	13.5	
2	2.6	9.7	16.7	16.9	10.6	
3	0.8	5.5	10.2	11.9	6.4	
4	1.3	8.6	22.1	30.5	13.6	
N of Valid	2706	2696	2148	1713	9263	
N of Miss	87	59	56	49	251	

Table 56: Think of your four best friends (the friends you feel closest to). In the past year (12 months), how many of your best friends have: made a commitment to stay drug-free?






Response	6	8	10	12	Total	
0	8.0	20.6	29.5	31.7	21.0	
1	4.7	9.3	15.0	16.1	10.5	
2	6.1	9.8	11.6	13.8	9.9	
3	8.0	12.4	12.3	12.0	11.0	
4	73.1	48.0	31.6	26.4	47.5	
N of Valid	2698	2685	2149	1709	9241	
N of Miss	87	63	53	51	254	

Table 57: Think of your four best friends (the friends you feel closest to). In the past year (12 months), how many of your best friends have: used marijuana?


Response	6	8	10	12	Total	
0	96.5	80.5	58.6	48.1	74.1	
1	2.0	9.2	14.0	15.7	9.4	
2	0.7	4.1	10.3	14.0	6.4	
3	0.2	2.3	6.9	8.8	3.9	
4	0.6	3.8	10.3	13.5	6.2	
N of Valid	2689	2690	2145	1702	9226	
N of Miss	101	57	60	58	276	

Table 58: Think of your four best friends (the friends you feel closest to). In the past year (12 months), how many of your best friends have: tried to do well in school?


Response	6	8	10	12	Total	
0	2.7	3.9	5.0	4.2	3.9	
1	2.7	5.3	7.1	6.4	5.2	
2	7.3	11.5	15.7	17.7	12.4	
3	16.1	21.8	21.1	21.4	19.9	
4	71.2	57.5	51.0	50.2	58.7	
N of Valid	2701	2687	2148	1708	9244	
N of Miss	84	63	55	54	256	

Table 59: Think of your four best friends (the friends you feel closest to). In the past year (12 months), how many of your best friends have: used LSD, cocaine, amphetamines, or other illegal drugs?


Response	6	8	10	12	Total	
0	97.1	91.5	83.0	82.4	89.5	
1	1.7	4.4	8.2	8.7	5.3	
2	0.4	1.7	4.3	3.9	2.3	
3	0.2	1.4	2.1	2.3	1.4	
4	0.6	1.0	2.4	2.7	1.5	
N of Valid	2698	2689	2150	1711	9248	
N of Miss	96	64	57	50	267	

Table 60: Think of your four best friends (the friends you feel closest to). In the past year (12 months), how many of your best friends have: been suspended from school?






Response	6	8	10	12	Total	
0	66.9	56.1	61.3	71.8	63.3	
1	18.5	17.3	17.5	14.3	17.2	
2	7.2	12.4	10.1	6.7	9.3	
3	3.4	6.1	4.5	3.2	4.4	
4	3.9	8.1	6.6	4.0	5.8	
N of Valid	2687	2699	2148	1712	9246	
N of Miss	99	54	58	48	259	

Table 61: Think of your four best friends (the friends you feel closest to). In the past year (12 months), how many of your best friends have: liked school?






Response	6	8	10	12	Total	
0	16.0	24.6	30.1	32.3	24.8	
1	11.2	14.2	16.5	15.2	14.1	
2	19.6	22.1	22.0	21.8	21.3	
3	22.6	18.3	15.5	13.9	18.1	
4	30.6	20.8	15.8	16.7	21.8	
N of Valid	2700	2696	2146	1714	9256	
N of Miss	87	53	61	48	249	

Table 62: Think of your four best friends (the friends you feel closest to). In the past year (12 months), how many of your best friends have: carried a handgun?






Response	6	8	10	12	Total	
0	94.9	92.6	91.1	90.7	92.6	
1	2.6	3.7	4.3	4.1	3.6	
2	1.0	1.4	1.9	1.9	1.5	
3	0.7	0.9	0.9	1.1	0.9	
4	0.8	1.4	1.9	2.2	1.5	
N of Valid	2704	2697	2148	1713	9262	
N of Miss	93	57	59	49	258	

Table 63: Think of your four best friends (the friends you feel closest to). In the past year (12 months), how many of your best friends have: sold illegal drugs?






Response	6	8	10	12	Total	
0	98.4	93.3	84.1	80.8	90.4	
1	1.0	3.8	7.8	9.4	4.9	
2	0.2	1.4	3.8	5.2	2.3	
3	0.1	0.6	1.9	1.8	1.0	
4	0.3	0.9	2.4	2.8	1.4	
N of Valid	2685	2688	2138	1706	9217	
N of Miss	110	66	67	55	298	

Table 64: Think of your four best friends (the friends you feel closest to). In the past year (12 months), how many of your best friends have: regularly attended religious services?






Response	6	8	10	12	Total	
0	21.8	18.4	19.0	20.6	19.9	
1	11.1	13.0	17.3	16.8	14.1	
2	13.9	18.0	21.3	24.4	18.8	
3	17.0	18.6	17.8	17.4	17.7	
4	36.3	32.0	24.6	20.9	29.4	
N of Valid	2612	2679	2135	1707	9133	
N of Miss	176	72	68	55	371	

Table 65: Think of your four best friends (the friends you feel closest to). In the past year (12 months), how many of your best friends have: stolen or tried to steal a motor vehicle such as a car or motorcycle?






Response	6	8	10	12	Total	
0	96.8	94.6	92.3	93.3	94.5	
1	1.9	3.1	4.1	4.0	3.1	
2	0.7	1.0	1.8	1.0	1.1	
3	0.3	0.4	0.7	0.5	0.4	
4	0.3	0.9	1.1	1.2	0.8	
N of Valid	2706	2704	2152	1711	9273	
N of Miss	91	51	55	51	248	

Table 66: Think of your four best friends (the friends you feel closest to). In the past year (12 months), how many of your best friends have: been arrested?






Response	6	8	10	12	Total	
0	92.3	82.5	77.8	80.4	83.9	
1	5.3	9.7	12.5	11.6	9.4	
2	1.7	4.4	5.4	4.6	3.9	
3	0.4	1.6	2.2	1.5	1.4	
4	0.4	1.8	2.2	1.9	1.5	
N of Valid	2698	2698	2145	1712	9253	
N of Miss	98	57	62	50	267	

Table 67: Think of your four best friends (the friends you feel closest to). In the past year (12 months), how many of your best friends have: dropped out of school?






Response	6	8	10	12	Total	
0	94.6	93.8	87.6	84.7	90.9	
1	3.9	3.8	7.9	10.7	6.1	
2	0.7	1.0	2.5	2.9	1.6	
3	0.4	0.6	0.8	0.7	0.6	
4	0.4	0.8	1.2	1.0	0.8	
N of Valid	2701	2702	2151	1710	9264	
N of Miss	96	53	56	52	257	

Table 68: Think of your four best friends (the friends you feel closest to). In the past year (12 months), how many of your best friends have: been members of a gang?






Response	6	8	10	12	Total	
0	90.8	86.4	86.0	88.9	88.1	
1	4.9	6.2	5.9	4.1	5.4	
2	1.7	2.4	2.6	2.5	2.3	
3	0.6	1.8	1.8	1.1	1.3	
4	2.0	3.2	3.7	3.3	3.0	
N of Valid	2701	2702	2146	1709	9258	
N of Miss	96	53	58	53	260	

Table 69: How old were you when you first: smoked marijuana?










Response	6	8	10	12	Total	
Never	99.0	92.3	77.7	66.0	86.1	
10 or younger	0.3	1.0	1.7	1.6	1.1	
11	0.4	0.9	1.2	1.3	0.9	
12	0.2	2.3	2.1	2.3	1.7	
13	0.0	2.8	4.0	3.1	2.3	
14	0.0	0.6	5.7	5.3	2.5	
15	0.0	0.1	6.6	7.1	2.9	
16	0.0	0.0	1.0	7.9	1.7	
17 or older	0.0	0.0	0.0	5.3	1.0	
N of Valid	2734	2710	2163	1712	9319	
N of Miss	61	40	42	47	190	

Table 70: How old were you when you first: smoked a cigarette, even just a puff?










Response	6	8	10	12	Total	
Never	91.2	73.7	59.6	48.3	70.9	
10 or younger	6.2	10.4	10.9	10.3	9.3	
11	2.1	5.0	5.1	4.0	4.0	
12	0.5	5.0	5.5	4.3	3.7	
13	0.0	4.4	5.5	5.9	3.6	
14	0.0	1.1	6.4	6.0	2.9	
15	0.0	0.2	5.7	6.6	2.6	
16	0.0	0.0	1.1	8.7	1.9	
17 or older	0.0	0.0	0.2	5.8	1.1	
N of Valid	2725	2699	2158	1710	9292	
N of Miss	69	55	45	50	219	

Table 71: How old were you when you first: had more than a sip or two of beer, wine or hard liquor (for example, vodka, whiskey, or gin)?

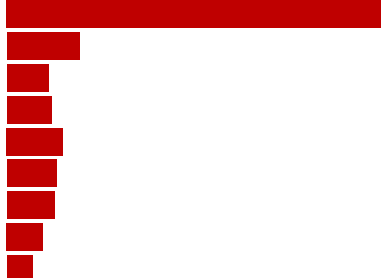
Response	6	8	10	12	Total	
Never	84.8	63.4	42.2	33.5	59.3	
10 or younger	9.6	10.8	9.0	7.6	9.4	
11	4.2	5.0	4.2	2.9	4.2	
12	1.2	7.7	6.0	4.3	4.8	
13	0.2	10.5	9.7	6.6	6.6	
14	0.0	2.4	13.2	10.0	5.6	
15	0.0	0.2	12.4	12.0	5.2	
16	0.0	0.1	3.1	14.3	3.4	
17 or older	0.0	0.0	0.2	8.7	1.6	
N of Valid	2722	2703	2158	1708	9291	
N of Miss	73	47	47	53	220	

Table 72: How old were you when you first: began drinking alcoholic beverages regularly, that is, at least once or twice a month?


Response	6	8	10	12	Total	
Never	99.1	93.0	79.1	68.0	87.0	
10 or younger	0.4	1.0	1.3	0.6	0.8	
11	0.5	0.9	0.5	0.5	0.6	
12	0.0	2.0	1.3	1.1	1.1	
13	0.0	2.3	2.7	1.9	1.6	
14	0.0	0.8	5.6	3.3	2.1	
15	0.0	0.0	6.9	6.3	2.8	
16	0.0	0.0	2.4	10.1	2.4	
17 or older	0.0	0.0	0.2	8.2	1.6	
N of Valid	2733	2707	2158	1712	9310	
N of Miss	64	47	48	50	209	

Table 73: How old were you when you first: used phenoxydine (pox, px, breeze)?


Response	6	8	10	12	Total	
Never	100.0	100.0	100.0	100.0	100.0	
10 or younger	0.0	0.0	0.0	0.0	0.0	
11	0.0	0.0	0.0	0.0	0.0	
12	0.0	0.0	0.0	0.0	0.0	
13	0.0	0.0	0.0	0.0	0.0	
14	0.0	0.0	0.0	0.0	0.0	
15	0.0	0.0	0.0	0.0	0.0	
16	0.0	0.0	0.0	0.0	0.0	
17 or older	0.0	0.0	0.0	0.0	0.0	
N of Valid	2641	2695	2152	1709	9197	
N of Miss	155	58	53	52	318	

Table 74: How old were you when you first: got suspended from school?










Response	6	8	10	12	Total	
Never	86.1	76.8	75.3	76.0	79.0	
10 or younger	8.3	7.4	5.7	4.0	6.7	
11	4.3	4.6	2.8	1.6	3.6	
12	1.2	4.8	2.7	3.0	2.9	
13	0.1	4.2	4.8	3.0	2.9	
14	0.0	1.9	4.7	3.8	2.4	
15	0.0	0.2	2.9	3.5	1.4	
16	0.0	0.0	0.9	3.5	0.9	
17 or older	0.0	0.0	0.1	1.6	0.3	
N of Valid	2725	2694	2162	1709	9290	
N of Miss	66	48	43	52	209	

Table 75: How old were you when you first: got arrested?










Response	6	8	10	12	Total	
Never	98.1	95.0	91.8	90.1	94.3	
10 or younger	0.8	0.7	0.4	0.5	0.6	
11	0.8	0.6	0.4	0.2	0.5	
12	0.3	1.4	0.9	0.5	0.8	
13	0.0	1.5	1.3	0.9	0.9	
14	0.0	0.8	1.7	1.3	0.9	
15	0.0	0.0	2.9	2.0	1.1	
16	0.0	0.0	0.6	2.4	0.6	
17 or older	0.0	0.0	0.0	1.9	0.4	
N of Valid	2725	2698	2160	1708	9291	
N of Miss	71	57	46	54	228	

Table 76: How old were you when you first: carried a handgun?










Response	6	8	10	12	Total	
Never	95.8	95.1	94.2	93.5	94.8	
10 or younger	1.8	1.4	1.3	1.5	1.5	
11	1.5	0.6	0.7	0.6	0.9	
12	0.7	0.8	0.6	0.8	0.7	
13	0.1	1.2	1.0	0.8	0.8	
14	0.0	0.7	1.0	0.5	0.5	
15	0.0	0.1	0.8	0.2	0.3	
16	0.0	0.0	0.3	1.3	0.3	
17 or older	0.0	0.0	0.1	0.8	0.2	
N of Valid	2714	2690	2159	1703	9266	
N of Miss	80	63	48	58	249	

Table 77: How old were you when you first: attacked someone with the idea of seriously hurting them?










Response	6	8	10	12	Total	
Never	88.8	82.8	79.5	80.7	83.4	
10 or younger	5.5	4.6	4.8	4.0	4.8	
11	4.3	2.8	1.8	0.8	2.6	
12	1.3	3.1	1.9	1.9	2.0	
13	0.1	4.4	2.4	2.1	2.3	
14	0.0	1.9	4.0	2.5	1.9	
15	0.0	0.3	4.4	2.1	1.5	
16	0.0	0.1	1.1	3.7	0.9	
17 or older	0.0	0.0	0.2	2.2	0.5	
N of Valid	2716	2698	2151	1706	9271	
N of Miss	72	49	49	56	226	

Table 78: How old were you when you first: belonged to a gang?










Response	6	8	10	12	Total	
Never	97.1	94.9	95.1	94.8	95.6	
10 or younger	1.4	0.9	1.1	0.6	1.0	
11	1.1	0.7	0.4	0.3	0.7	
12	0.4	0.9	0.6	0.4	0.6	
13	0.0	1.4	0.6	0.9	0.7	
14	0.1	0.8	1.0	0.8	0.6	
15	0.0	0.2	1.0	0.7	0.4	
16	0.0	0.0	0.3	0.8	0.2	
17 or older	0.0	0.0	0.0	0.7	0.2	
N of Valid	2726	2708	2164	1709	9307	
N of Miss	70	44	43	53	210	

Table 79: How wrong do you think it is for someone your age to: take a handgun to school?





Response	6	8	10	12	Total	
Very wrong	93.6	87.4	87.5	90.0	89.8	
Wrong	5.0	9.5	8.8	6.4	7.4	
A little bit wrong	1.1	2.4	2.8	2.0	2.0	
Not wrong at all	0.3	0.7	0.9	1.6	0.8	
N of Valid	2749	2725	2166	1717	9357	
N of Miss	44	28	40	45	157	

Table 80: How wrong do you think it is for someone your age to: steal anything worth more than \$5?





Response	6	8	10	12	Total	
Very wrong	70.0	58.0	58.1	64.8	62.8	
Wrong	24.3	29.8	29.6	25.7	27.4	
A little bit wrong	4.8	10.2	10.1	7.4	8.1	
Not wrong at all	0.9	1.9	2.2	2.1	1.7	
N of Valid	2742	2724	2159	1712	9337	
N of Miss	53	31	46	48	178	

Table 81: How wrong do you think it is for someone your age to: pick a fight with someone?





Response	6	8	10	12	Total	
Very wrong	58.2	38.2	35.5	42.4	44.2	
Wrong	27.5	33.2	33.0	31.7	31.2	
A little bit wrong	12.0	22.6	25.7	21.0	19.9	
Not wrong at all	2.3	6.0	5.9	4.9	4.7	
N of Valid	2733	2702	2154	1711	9300	
N of Miss	62	51	51	51	215	

Table 82: How wrong do you think it is for someone your age to: attack someone with the idea of seriously hurting them?





Response	6	8	10	12	Total	
Very wrong	84.0	67.7	61.8	64.1	70.4	
Wrong	11.3	20.3	22.9	22.1	18.6	
A little bit wrong	3.2	8.8	11.3	9.8	7.9	
Not wrong at all	1.5	3.2	4.0	4.0	3.0	
N of Valid	2734	2715	2160	1712	9321	
N of Miss	62	40	45	50	197	

Table 83: How wrong do you think it is for someone your age to: stay away from school all day when their parents think they are at school?





Response	6	8	10	12	Total	
Very wrong	83.6	60.9	47.9	43.9	61.4	
Wrong	12.6	25.6	29.2	27.1	22.9	
A little bit wrong	2.7	10.6	18.4	22.2	12.2	
Not wrong at all	1.1	2.8	4.4	6.8	3.4	
N of Valid	2736	2716	2161	1711	9324	
N of Miss	60	37	45	51	193	

Table 84: How wrong do you think it is for someone your age to: drink beer, wine or hard liquor (for example, vodka, whiskey, or gin) regularly?





Response	6	8	10	12	Total	
Very wrong	90.5	67.8	47.4	40.2	64.7	
Wrong	6.9	16.8	21.3	21.4	15.8	
A little bit wrong	1.8	11.0	20.5	23.1	12.7	
Not wrong at all	0.8	4.4	10.8	15.3	6.8	
N of Valid	2739	2717	2159	1711	9326	
N of Miss	57	37	47	51	192	

Table 85: How wrong do you think it is for someone your age to: smoke cigarettes?





Response	6	8	10	12	Total	
Very wrong	89.6	70.5	54.1	41.9	67.1	
Wrong	7.9	16.8	20.5	20.4	15.7	
A little bit wrong	1.7	8.3	15.3	19.1	10.0	
Not wrong at all	0.8	4.4	10.1	18.6	7.3	
N of Valid	2739	2718	2164	1714	9335	
N of Miss	58	35	43	48	184	

Table 86: How wrong do you think it is for someone your age to: smoke marijuana?





Response	6	8	10	12	Total	
Very wrong	96.5	81.6	65.7	57.8	77.9	
Wrong	2.5	10.2	13.7	15.5	9.7	
A little bit wrong	0.6	4.7	9.5	11.9	5.9	
Not wrong at all	0.4	3.5	11.1	14.8	6.4	
N of Valid	2739	2721	2165	1713	9338	
N of Miss	57	33	42	49	181	

Table 87: How wrong do you think it is for someone your age to: use LSD, cocaine, amphetamines or another illegal drug?





Response	6	8	10	12	Total	
Very wrong	97.6	92.6	89.4	86.6	92.2	
Wrong	1.9	5.3	6.5	8.2	5.1	
A little bit wrong	0.3	1.3	2.3	3.3	1.6	
Not wrong at all	0.3	0.7	1.9	1.9	1.1	
N of Valid	2737	2717	2164	1712	9330	
N of Miss	60	38	42	50	190	

Table 88: At school during the past 12 months, did you receive help from the resource teacher, speech therapist or other special education teacher?



Response	6	8	10	12	Total	
No	78.1	87.0	91.0	91.4	86.2	
Yes	21.9	13.0	9.0	8.6	13.8	
N of Valid	2613	2609	2085	1658	8965	
N of Miss	183	146	122	104	555	

Table 89: How many times in the past year (12 months) have you: been suspended from school?








Response	6	8	10	12	Total	
Never	90.4	84.9	86.9	90.7	88.1	
1 to 2 times	7.4	11.6	10.6	7.3	9.3	
3 to 5 times	1.6	2.5	1.7	1.3	1.8	
6 to 9 times	0.4	0.4	0.4	0.2	0.4	
10 to 19 times	0.1	0.3	0.2	0.2	0.2	
20 to 29 times	0.1	0.0	0.1	0.1	0.1	
30 to 39 times	0.0	0.0	0.0	0.1	0.0	
40+ times	0.0	0.2	0.1	0.2	0.1	
N of Valid	2747	2724	2160	1708	9339	
N of Miss	49	30	45	54	178	

Table 90: How many times in the past year (12 months) have you: carried a handgun?









Response	6	8	10	12	Total	
Never	96.6	95.3	94.5	94.5	95.4	
1 to 2 times	2.0	2.1	2.1	1.8	2.0	
3 to 5 times	0.6	0.8	0.9	0.6	0.7	
6 to 9 times	0.1	0.4	0.7	0.6	0.4	
10 to 19 times	0.3	0.4	0.4	0.6	0.4	
20 to 29 times	0.1	0.2	0.4	0.6	0.3	
30 to 39 times	0.0	0.1	0.1	0.1	0.1	
40+ times	0.3	0.7	0.9	1.2	0.7	
N of Valid	2741	2718	2156	1706	9321	
N of Miss	55	37	50	56	198	

Table 91: How many times in the past year (12 months) have you: sold illegal drugs?









Response	6	8	10	12	Total	
Never	99.9	98.8	94.8	92.2	97.0	
1 to 2 times	0.1	0.7	2.0	2.2	1.1	
3 to 5 times	0.0	0.3	1.1	1.2	0.6	
6 to 9 times	0.0	0.0	0.6	1.1	0.3	
10 to 19 times	0.0	0.0	0.3	0.9	0.3	
20 to 29 times	0.0	0.0	0.4	0.6	0.2	
30 to 39 times	0.0	0.0	0.1	0.1	0.1	
40+ times	0.0	0.1	0.7	1.6	0.5	
N of Valid	2724	2707	2149	1700	9280	
N of Miss	73	48	57	61	239	

Table 92: How many times in the past year (12 months) have you: stolen or tried to steal a motor vehicle such as a car or motorcycle?







Response	6	8	10	12	Total	
Never	99.0	98.4	98.0	97.5	98.3	
1 to 2 times	0.8	1.3	1.3	1.5	1.2	
3 to 5 times	0.1	0.1	0.4	0.2	0.2	
6 to 9 times	0.0	0.0	0.1	0.4	0.1	
10 to 19 times	0.0	0.1	0.1	0.2	0.1	
20 to 29 times	0.0	0.0	0.0	0.1	0.0	
30 to 39 times	0.0	0.0	0.0	0.1	0.0	
40+ times	0.0	0.1	0.0	0.2	0.1	
N of Valid	2739	2714	2156	1701	9310	
N of Miss	57	41	49	59	206	

Table 93: How many times in the past year (12 months) have you: participated in clubs, organizations or activities at school?









Response	6	8	10	12	Total	
Never	21.5	20.3	18.5	17.2	19.7	
1 to 2 times	30.0	23.1	16.8	14.1	22.0	
3 to 5 times	19.6	17.8	16.5	14.8	17.5	
6 to 9 times	9.6	10.3	11.6	12.5	10.8	
10 to 19 times	6.4	8.1	10.0	11.4	8.7	
20 to 29 times	3.4	4.3	6.1	7.2	5.0	
30 to 39 times	1.5	2.5	2.5	3.6	2.4	
40+ times	7.9	13.5	17.8	19.2	13.9	
N of Valid	2721	2709	2158	1699	9287	
N of Miss	71	44	46	62	223	

Table 94: How many times in the past year (12 months) have you: been arrested?







Response	6	8	10	12	Total	
Never	98.2	95.8	94.2	94.3	95.9	
1 to 2 times	1.5	3.5	4.5	4.9	3.4	
3 to 5 times	0.1	0.3	1.0	0.4	0.4	
6 to 9 times	0.0	0.2	0.3	0.1	0.1	
10 to 19 times	0.1	0.1	0.0	0.2	0.1	
20 to 29 times	0.0	0.0	0.0	0.0	0.0	
30 to 39 times	0.0	0.0	0.0	0.0	0.0	
40+ times	0.1	0.1	0.0	0.2	0.1	
N of Valid	2731	2707	2154	1704	9296	
N of Miss	62	44	51	57	214	

Table 95: How many times in the past year (12 months) have you: done extra work on your own for school?

Response	6	8	10	12	Total	
Never	27.0	32.1	30.8	30.1	29.9	
1 to 2 times	31.0	24.3	21.3	18.8	24.5	
3 to 5 times	16.1	16.5	16.8	16.2	16.4	
6 to 9 times	9.7	10.3	11.3	11.5	10.6	
10 to 19 times	5.5	6.8	8.1	9.4	7.2	
20 to 29 times	2.9	3.1	4.8	5.2	3.8	
30 to 39 times	1.7	1.8	1.8	2.5	1.9	
40+ times	6.2	5.1	5.1	6.3	5.6	
N of Valid	2723	2710	2155	1706	9294	
N of Miss	71	44	51	56	222	

Table 96: How many times in the past year (12 months) have you: attacked someone with the idea of seriously hurting them?

Response	6	8	10	12	Total	
Never	89.1	86.1	84.6	86.9	86.8	
1 to 2 times	7.5	9.3	10.0	7.8	8.7	
3 to 5 times	1.5	2.0	2.5	2.6	2.1	
6 to 9 times	0.7	1.3	1.2	0.7	1.0	
10 to 19 times	0.4	0.4	0.6	0.7	0.5	
20 to 29 times	0.1	0.3	0.3	0.2	0.2	
30 to 39 times	0.0	0.0	0.1	0.2	0.1	
40+ times	0.6	0.6	0.7	0.8	0.7	
N of Valid	2728	2707	2158	1705	9298	
N of Miss	68	47	48	57	220	

Table 97: How many times in the past year (12 months) have you: been drunk or high at school?


Response	6	8	10	12	Total	
Never	98.8	94.4	86.9	83.5	92.0	
1 to 2 times	0.8	3.5	5.9	7.3	4.0	
3 to 5 times	0.1	0.7	3.2	2.7	1.5	
6 to 9 times	0.1	0.4	1.1	1.3	0.7	
10 to 19 times	0.0	0.2	1.3	1.8	0.7	
20 to 29 times	0.0	0.2	0.5	0.7	0.3	
30 to 39 times	0.0	0.1	0.3	0.4	0.2	
40+ times	0.1	0.4	0.8	2.3	0.8	
N of Valid	2731	2709	2154	1705	9299	
N of Miss	65	43	49	55	212	

Table 98: How many times in the past year (12 months) have you: volunteered to do community service?

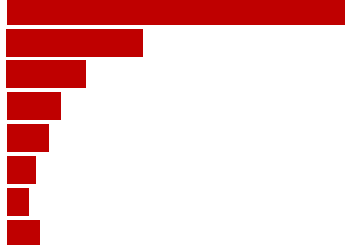
Response	6	8	10	12	Total	
Never	54.0	58.3	52.4	44.8	53.2	
1 to 2 times	23.6	19.8	18.1	16.6	19.9	
3 to 5 times	9.3	10.2	11.3	11.9	10.5	
6 to 9 times	5.2	5.1	6.8	9.3	6.3	
10 to 19 times	3.1	3.1	5.1	7.2	4.3	
20 to 29 times	1.4	1.4	2.5	3.9	2.1	
30 to 39 times	0.9	0.7	1.0	1.8	1.0	
40+ times	2.6	1.5	2.8	4.6	2.7	
N of Valid	2716	2715	2151	1704	9286	
N of Miss	79	40	54	58	231	

Table 99: How many times in the past year (12 months) have you: taken a handgun to school?






Response	6	8	10	12	Total	
Never	99.8	99.6	99.2	98.7	99.4	
1 to 2 times	0.1	0.2	0.3	0.6	0.3	
3 to 5 times	0.0	0.1	0.2	0.1	0.1	
6 to 9 times	0.0	0.0	0.0	0.1	0.0	
10 to 19 times	0.0	0.0	0.0	0.1	0.0	
20 to 29 times	0.0	0.0	0.1	0.1	0.1	
30 to 39 times	0.0	0.0	0.0	0.0	0.0	
40+ times	0.0	0.0	0.0	0.4	0.1	
N of Valid	2732	2716	2157	1705	9310	
N of Miss	65	39	50	57	211	

Table 100: Are you currently on probation, or assigned a probation officer with Juvenile Court?



Response	6	8	10	12	Total	
No	98.5	97.4	96.7	98.2	97.7	
Yes	1.5	2.6	3.3	1.8	2.3	
N of Valid	2444	2476	2006	1606	8532	
N of Miss	352	278	201	156	987	

Table 101: Have you ever belonged to a gang?






Response	6	8	10	12	Total	
No	94.5	92.0	92.8	91.4	92.8	
No, but would like to	1.0	1.3	1.7	2.2	1.5	
Yes, in the past	3.1	3.9	2.8	2.8	3.2	
Yes, belong now	1.2	2.5	2.4	3.5	2.3	
Yes, but would like to get out	0.2	0.3	0.3	0.2	0.3	
N of Valid	2747	2716	2152	1705	9320	
N of Miss	50	38	55	56	199	

Table 102: If you have ever belonged to a gang, did that gang have a name?




Response	6	8	10	12	Total	
No	8.1	6.3	10.7	12.2	8.9	
Yes	3.8	6.2	5.4	6.5	5.4	
I have never belonged to a gang	88.1	87.5	83.9	81.2	85.7	
N of Valid	2709	2682	2109	1669	9169	
N of Miss	83	67	89	83	322	

Table 103: How many times have you done the following things? done what feels good no matter what.







Response	6	8	10	12	Total	
Never	47.2	37.7	29.1	26.2	36.3	
I've done it, but not in the past year	14.9	16.0	14.3	12.9	14.7	
Less than once a month	6.5	10.0	12.3	13.4	10.2	
About once a month	4.4	6.4	9.0	10.2	7.2	
2 or 3 times a month	6.2	8.7	11.4	10.3	8.9	
Once a week or more	20.8	21.2	23.9	26.9	22.7	
N of Valid	2630	2661	2124	1683	9098	
N of Miss	164	90	81	78	413	

Table 104: How many times have you done the following things? done something dangerous because someone dared you to do it.







Response	6	8	10	12	Total	
Never	72.2	58.0	48.1	48.9	58.2	
I've done it, but not in the past year	16.6	19.5	21.5	18.8	19.0	
Less than once a month	4.5	8.4	12.4	14.3	9.3	
About once a month	2.7	4.9	7.5	8.1	5.4	
2 or 3 times a month	1.6	4.6	5.7	4.7	4.0	
Once a week or more	2.4	4.6	4.8	5.1	4.1	
N of Valid	2712	2695	2141	1682	9230	
N of Miss	84	58	64	80	286	

Table 105: How many times have you done the following things? done crazy things even if they are a little dangerous.







Response	6	8	10	12	Total	
Never	58.8	40.0	30.9	29.9	41.6	
I've done it, but not in the past year	21.4	23.2	20.1	19.4	21.2	
Less than once a month	6.6	11.0	15.6	17.9	12.0	
About once a month	3.7	6.7	11.0	11.1	7.6	
2 or 3 times a month	3.1	7.8	10.5	9.9	7.4	
Once a week or more	6.4	11.4	11.8	11.8	10.1	
N of Valid	2710	2694	2136	1683	9223	
N of Miss	87	61	69	79	296	

Table 106: You're looking at CD's in a music store with a friend. You look up and see her slip a CD under her coat. She smiles and says 'Which one do you want? Go ahead, take it while nobody's around.' There is nobody in sight, no employees and no other customers. What would you do now?





Response	6	8	10	12	Total	
Ignore her	11.6	16.1	20.7	22.0	16.9	
Grab a CD and leave the store	2.2	5.2	7.9	6.5	5.2	
Tell her to put the CD back	65.4	48.5	38.4	39.2	49.4	
Act like it is a joke, and ask her to put the CD back	20.8	30.2	33.1	32.2	28.5	
N of Valid	2711	2684	2130	1695	9220	
N of Miss	70	56	68	65	259	

Table 107: You are visiting another part of town, and you don't know any of the people your age there. You are walking down the street, and some teenager you don't know is walking toward you. He is about your size, and as he is about to pass you, he deliberately bumps into you and you almost lose your balance. What would you say or do?





Response	6	8	10	12	Total	
Push the person back	13.7	17.5	17.0	14.5	15.7	
Say 'Excuse me' and keep on walking	52.7	42.7	46.6	52.3	48.3	
Say 'Watch where you are going' and keep on walking	29.0	28.9	23.2	22.4	26.4	
Swear at the person and walk away	4.6	10.9	13.2	10.7	9.6	
N of Valid	2697	2671	2119	1684	9171	
N of Miss	86	58	78	74	296	

Table 108: You are at a party at someone's house, and one of your friends offers you a drink containing alcohol. What would you say or do?





Response	6	8	10	12	Total	
Drink it	3.3	17.5	35.3	42.5	22.0	
Tell your friend, 'No thanks, I don't drink' and suggest that you and your friend go and do something else	48.4	37.1	28.5	24.3	36.1	
Just say, 'No thanks' and walk away	29.4	31.4	27.5	27.3	29.1	
Make up a good excuse, tell your friend you had something else to do, and leave	19.0	14.0	8.7	6.0	12.8	
N of Valid	2701	2695	2129	1686	9211	
N of Miss	81	56	75	74	286	

Table 109: It's 8:00 on a weeknight and you are about to go over to a friend's home when your mother asks you where you are going. You say 'Oh, just going to go hang out with some friends.' She says, 'No, you'll just get into trouble if you go out. Stay home tonight.' What would you do now?





Response	6	8	10	12	Total	
Leave the house anyway	3.6	6.5	8.3	10.2	6.7	
Explain what you are going to do with your friends, tell her when you will get home, and ask if you can go out	53.4	64.8	67.8	69.6	63.0	
Not say anything and start watching TV	39.2	21.5	14.6	12.2	23.4	
Get into an argument with her	3.8	7.2	9.3	8.0	6.8	
N of Valid	2693	2670	2118	1679	9160	
N of Miss	92	59	78	74	303	

Table 110: How often do you attend religious services or activities?





Response	6	8	10	12	Total	
Never	13.4	12.5	13.8	15.3	13.5	
Rarely	22.2	22.1	24.2	27.9	23.7	
1-2 Times a Month	12.9	13.4	13.9	16.0	13.8	
About Once a Week or More	51.6	52.1	48.1	40.9	49.0	
N of Valid	2658	2681	2134	1672	9145	
N of Miss	135	73	73	89	370	

Table 111: I do the opposite of what people tell me, just to get them mad.





Response	6	8	10	12	Total	
Very False	55.7	37.4	32.5	37.4	41.6	
Somewhat False	25.0	30.2	27.4	29.5	27.9	
Somewhat True	16.1	28.1	33.7	28.7	26.0	
Very True	3.2	4.2	6.4	4.5	4.5	
N of Valid	2689	2679	2128	1667	9163	
N of Miss	107	74	79	95	355	

Table 112: I like to see how much I can get away with.





Response	6	8	10	12	Total	
Very False	63.2	42.6	32.9	33.3	44.7	
Somewhat False	20.3	24.4	24.9	27.4	23.8	
Somewhat True	12.9	25.0	31.8	30.2	24.0	
Very True	3.7	7.9	10.4	9.0	7.5	
N of Valid	2683	2673	2128	1663	9147	
N of Miss	114	81	79	97	371	

Table 113: I ignore rules that get in my way.





Response	6	8	10	12	Total	
Very False	70.7	50.5	39.9	40.9	52.2	
Somewhat False	17.9	26.2	28.9	28.4	24.8	
Somewhat True	8.3	17.7	24.4	23.9	17.6	
Very True	3.1	5.6	6.8	6.8	5.3	
N of Valid	2672	2664	2126	1663	9125	
N of Miss	125	89	81	99	394	

Table 114: I think sometimes it's okay to cheat at school.

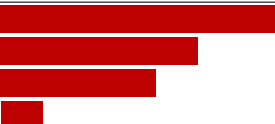
Response	6	8	10	12	Total	
NO!	73.4	41.0	23.6	20.1	42.7	
no	20.4	33.8	34.4	33.9	30.0	
yes	5.3	21.7	34.7	38.8	23.0	
YES!	0.9	3.5	7.3	7.2	4.3	
N of Valid	2708	2680	2129	1664	9181	
N of Miss	87	74	78	98	337	

Table 115: It is important to think before you act.


Response	6	8	10	12	Total	
NO!	1.5	1.8	2.0	1.9	1.8	
no	3.0	5.3	5.9	3.0	4.3	
yes	21.0	36.8	39.1	40.6	33.4	
YES!	74.5	56.1	53.0	54.5	60.5	
N of Valid	2699	2670	2126	1661	9156	
N of Miss	91	82	80	100	353	

Table 116: Sometimes I think that life is not worth it.

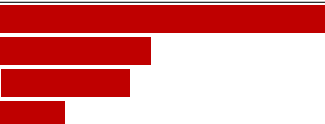
Response	6	8	10	12	Total	
NO!	60.9	49.5	44.1	47.2	51.1	
no	19.2	21.7	23.7	26.2	22.3	
yes	13.3	20.3	22.4	19.5	18.6	
YES!	6.7	8.5	9.7	7.0	8.0	
N of Valid	2654	2653	2115	1661	9083	
N of Miss	142	99	88	99	428	

Table 117: At times I think I am no good at all.

Response	6	8	10	12	Total	
NO!	39.2	34.8	28.6	33.5	34.4	
no	23.3	24.8	26.9	28.5	25.5	
yes	26.4	29.1	32.7	30.7	29.4	
YES!	11.1	11.3	11.7	7.3	10.6	
N of Valid	2678	2657	2116	1661	9112	
N of Miss	117	96	90	100	403	

Table 118: All in all, I am inclined to think that I am a failure.

Response	6	8	10	12	Total	
NO!	56.0	49.9	44.5	47.8	50.0	
no	24.8	30.1	32.1	35.3	30.0	
yes	13.2	13.8	17.1	12.1	14.1	
YES!	6.0	6.2	6.3	4.8	5.9	
N of Valid	2632	2634	2111	1650	9027	
N of Miss	160	118	96	111	485	

Table 119: In the past year, have you felt depressed or sad MOST days, even if you felt okay sometimes?

Response	6	8	10	12	Total	
NO!	30.8	32.6	26.9	30.6	30.4	
no	23.6	24.3	25.1	29.1	25.1	
yes	28.9	26.3	29.2	25.8	27.6	
YES!	16.7	16.8	18.8	14.5	16.8	
N of Valid	2673	2654	2117	1655	9099	
N of Miss	122	99	89	107	417	

Table 120: It is all right to beat up people if they start the fight.





Response	6	8	10	12	Total	
NO!	50.4	28.0	23.2	24.1	32.8	
no	20.3	21.2	20.6	21.6	20.9	
yes	15.8	25.5	27.5	28.2	23.6	
YES!	13.5	25.2	28.7	26.0	22.7	
N of Valid	2672	2643	2112	1654	9081	
N of Miss	117	108	93	106	424	

Table 121: I think it is okay to take something without asking if you can get away with it.





Response	6	8	10	12	Total	
NO!	81.8	63.7	55.1	57.8	65.9	
no	15.3	29.7	35.2	34.6	27.7	
yes	1.6	5.2	7.3	5.3	4.6	
YES!	1.2	1.4	2.4	2.2	1.7	
N of Valid	2659	2646	2110	1648	9063	
N of Miss	136	106	96	114	452	

Table 122: Sometimes we don't know what we will do as adults, but we may have an idea. Please answer how true these statements may be for you. WHEN I AM AN ADULT I WILL: smoke cigarettes.





Response	6	8	10	12	Total	
NO!	84.8	74.0	68.8	62.2	73.8	
no	11.8	18.3	18.4	20.0	16.8	
yes	2.4	5.4	8.3	12.8	6.5	
YES!	0.9	2.2	4.5	5.0	2.9	
N of Valid	2669	2638	2109	1658	9074	
N of Miss	125	110	93	103	431	

Table 123: Sometimes we don't know what we will do as adults, but we may have an idea. Please answer how true these statements may be for you. WHEN I AM AN ADULT I WILL: drink beer, wine, or liquor.





Response	6	8	10	12	Total	
NO!	70.5	44.6	32.0	26.5	46.0	
no	16.4	20.9	20.1	18.5	19.0	
yes	11.3	28.5	36.5	40.9	27.6	
YES!	1.7	5.9	11.3	14.1	7.4	
N of Valid	2665	2632	2107	1654	9058	
N of Miss	128	120	98	108	454	

Table 124: Sometimes we don't know what we will do as adults, but we may have an idea. Please answer how true these statements may be for you. WHEN I AM AN ADULT I WILL: smoke marijuana.





Response	6	8	10	12	Total	
NO!	93.7	81.9	71.0	68.9	80.5	
no	5.4	12.4	15.8	17.4	12.1	
yes	0.5	4.0	7.7	8.4	4.6	
YES!	0.3	1.6	5.5	5.3	2.8	
N of Valid	2668	2637	2109	1651	9065	
N of Miss	126	116	95	110	447	

Table 125: Sometimes we don't know what we will do as adults, but we may have an idea. Please answer how true these statements may be for you. WHEN I AM AN ADULT I WILL: use LSD, cocaine, amphetamines or another illegal drug.





Response	6	8	10	12	Total	
NO!	95.4	91.9	90.3	88.8	92.0	
no	4.4	7.7	8.1	9.1	7.0	
yes	0.1	0.2	1.0	1.0	0.5	
YES!	0.2	0.2	0.6	1.2	0.5	
N of Valid	2663	2638	2107	1656	9064	
N of Miss	131	116	99	106	452	

Table 126: How much do you think people risk harming themselves (physically or in other ways) if they: smoked one or more packs of cigarettes per day?


Response	6	8	10	12	Total	
No risk	11.3	7.6	6.0	4.5	7.7	
Slight risk	7.2	9.3	8.4	8.6	8.4	
Moderate risk	16.3	19.1	21.7	23.0	19.6	
Great risk	65.1	64.0	64.0	64.0	64.3	
N of Valid	2630	2627	2095	1635	8987	
N of Miss	164	127	111	125	527	

Table 127: How much do you think people risk harming themselves (physically or in other ways) if they: try marijuana once or twice?


Response	6	8	10	12	Total	
No risk	12.0	15.5	22.2	30.6	18.8	
Slight risk	16.8	20.9	27.0	25.6	22.0	
Moderate risk	26.5	26.3	21.7	17.6	23.7	
Great risk	44.6	37.2	29.2	26.2	35.5	
N of Valid	2616	2611	2087	1631	8945	
N of Miss	177	136	120	131	564	

Table 128: How much do you think people risk harming themselves (physically or in other ways) if they: smoke marijuana regularly?


Response	6	8	10	12	Total	
No risk	11.2	10.4	13.0	15.7	12.2	
Slight risk	3.4	6.5	11.9	15.7	8.5	
Moderate risk	9.5	13.0	16.0	19.9	13.9	
Great risk	75.9	70.2	59.1	48.7	65.3	
N of Valid	2593	2585	2080	1625	8883	
N of Miss	199	162	126	135	622	

Table 129: How much do you think people risk harming themselves (physically or in other ways) if they: take one or two drinks of an alcoholic beverage (beer, wine, liquor) nearly every day?


Response	6	8	10	12	Total	
No risk	12.8	12.7	13.1	13.4	13.0	
Slight risk	17.9	24.6	23.1	25.4	22.4	
Moderate risk	26.4	29.2	32.0	29.9	29.2	
Great risk	42.9	33.5	31.7	31.3	35.4	
N of Valid	2609	2612	2078	1630	8929	
N of Miss	184	141	128	131	584	

Table 130: How much do you think people risk harming themselves (physically or in other ways) if they: have five or more drinks once or twice each weekend?


Response	6	8	10	12	Total	
No risk	11.8	10.4	10.4	9.7	10.7	
Slight risk	8.4	11.4	14.1	18.2	12.4	
Moderate risk	21.5	25.6	27.6	25.7	24.9	
Great risk	58.3	52.6	47.9	46.4	52.1	
N of Valid	2611	2623	2092	1633	8959	
N of Miss	182	132	115	129	558	

Table 131: Have you ever used smokeless tobacco (chew, snuff, plug, dipping tobacco, or chewing tobacco)?


Response	6	8	10	12	Total	
Never	94.8	85.1	79.6	70.8	84.1	
Once or Twice	4.0	8.5	9.5	12.9	8.2	
Once in a while but not regularly	0.5	3.8	3.7	5.2	3.1	
Regularly in the past	0.5	1.0	2.8	4.1	1.8	
Regularly now	0.2	1.6	4.4	7.0	2.8	
N of Valid	2650	2624	2094	1640	9008	
N of Miss	145	128	113	122	508	

Table 132: How often have you taken smokeless tobacco during the past 30 days?


Response	6	8	10	12	Total	
Not at all	99.0	94.7	90.7	85.9	93.4	
Once or twice	0.7	3.1	3.5	4.7	2.8	
Once or twice per week	0.2	0.6	1.1	1.5	0.7	
Three to five times per week	0.0	0.3	1.2	0.7	0.5	
About once a day	0.1	0.5	0.7	0.9	0.5	
More than once a day	0.1	0.8	2.8	6.3	2.1	
N of Valid	2650	2618	2092	1637	8997	
N of Miss	147	136	115	124	522	

Table 133: Have you ever smoked cigarettes?


Response	6	8	10	12	Total	
Never	91.4	75.4	62.4	51.1	72.6	
Once or Twice	7.0	14.1	16.8	17.1	13.2	
Once in a while but not regularly	0.7	4.6	9.0	12.5	5.9	
Regularly in the past	0.7	3.0	4.7	6.5	3.4	
Regularly now	0.3	2.8	7.1	12.7	4.9	
N of Valid	2643	2611	2094	1637	8985	
N of Miss	153	141	112	124	530	

Table 134: How frequently have you smoked cigarettes during the past 30 days?


Response	6	8	10	12	Total	
Not at all	98.6	92.7	84.7	75.3	89.4	
Less than one cigarette per day	0.9	3.7	6.6	9.1	4.5	
One to five cigarettes per day	0.3	2.5	5.2	8.2	3.5	
About one-half pack per day	0.1	0.7	2.1	4.3	1.5	
About one pack per day	0.0	0.2	0.7	2.0	0.6	
About one and one-half packs per day	0.0	0.1	0.5	0.4	0.2	
Two packs or more per day	0.1	0.2	0.3	0.6	0.3	
N of Valid	2651	2614	2091	1634	8990	
N of Miss	145	140	116	128	529	

Table 135: Which statement best describes rules about smoking inside your home?






Response	6	8	10	12	Total	
Smoking is not allowed anywhere inside your home	65.7	62.9	63.8	67.0	64.7	
Smoking is allowed in some places and at some times	9.3	7.7	6.5	7.9	7.9	
Smoking is allowed anywhere inside the home	2.7	4.8	6.7	6.5	4.9	
There are no rules about smoking inside the home	6.6	9.7	10.8	12.1	9.5	
I don't know	15.6	14.9	12.2	6.5	12.9	
N of Valid	2632	2598	2087	1626	8943	
N of Miss	162	154	117	134	567	

Table 136: Which statement best describes rules about smoking in your family cars?







Response	6	8	10	12	Total	
Smoking is never allowed in any car	60.0	53.5	53.1	51.6	55.0	
Smoking is allowed sometimes or in some cars	14.5	14.1	13.7	18.4	14.9	
Smoking is allowed in any car anytime	3.4	5.9	6.8	7.1	5.6	
There are no rules about smoking in the car	7.7	11.5	12.1	13.9	10.9	
We do not have a family car	1.0	1.2	1.6	2.2	1.4	
I don't know	13.4	13.7	12.7	6.8	12.1	
N of Valid	2627	2598	2080	1629	8934	
N of Miss	167	157	125	131	580	

Table 137: During this school year, were you taught in any of your classes about the dangers of tobacco use?






Response	6	8	10	12	Total	
Strongly agree	54.5	31.8	20.7	15.1	32.9	
Agree	23.2	32.9	31.9	32.4	29.7	
Disagree	4.7	9.9	16.4	14.9	10.8	
Strongly disagree	5.6	9.4	13.6	20.3	11.2	
I don't know	12.0	16.0	17.4	17.3	15.4	
N of Valid	2576	2541	2039	1606	8762	
N of Miss	219	211	166	156	752	

Table 138: During the past 12 months, have you participated in any community activities to discourage people your age from using cigarettes, chewing tobacco, snuff, dip or cigars?






Response	6	8	10	12	Total	
Strongly agree	26.9	18.9	17.4	15.1	20.2	
Agree	20.1	19.3	19.6	18.8	19.5	
Disagree	14.3	20.1	20.2	20.3	18.5	
Strongly disagree	15.4	19.3	24.5	28.5	21.1	
I don't know	23.2	22.4	18.4	17.3	20.8	
N of Valid	2546	2540	2049	1603	8738	
N of Miss	249	211	155	159	774	

Table 139: On how many occasions have you had alcoholic beverages (beer, wine or hard liquor) to drink in your lifetime - more than just a few sips?








Response	6	8	10	12	Total	
0	88.4	69.3	47.3	35.4	63.7	
1-2	8.1	15.2	15.7	13.8	13.0	
3-5	1.7	6.3	11.8	9.6	6.8	
6-9	0.8	2.8	7.0	8.5	4.2	
10-19	0.5	2.8	7.7	8.8	4.3	
20-39	0.1	1.4	4.0	6.9	2.6	
40+	0.5	2.3	6.5	17.0	5.4	
N of Valid	2639	2601	2070	1629	8939	
N of Miss	155	151	133	130	569	

Table 140: On how many occasions have you had beer, wine or hard liquor to drink during the past 30 days?


Response	6	8	10	12	Total	
0	98.0	90.1	76.9	65.4	84.9	
1-2	1.4	6.1	12.2	14.7	7.7	
3-5	0.3	2.0	5.1	8.3	3.4	
6-9	0.1	0.7	3.0	5.5	1.9	
10-19	0.1	0.5	1.5	3.4	1.2	
20-39	0.0	0.3	0.6	1.0	0.4	
40+	0.0	0.3	0.7	1.6	0.6	
N of Valid	2634	2599	2062	1628	8923	
N of Miss	162	156	143	133	594	

Table 141: On how many occasions have you used marijuana (grass, pot) or hashish (hash, hash oil) in your lifetime?


Response	6	8	10	12	Total	
0	98.9	91.8	78.2	68.7	86.5	
1-2	0.5	3.4	6.0	7.0	3.8	
3-5	0.3	1.3	3.9	4.4	2.2	
6-9	0.1	0.6	2.8	3.1	1.4	
10-19	0.0	1.2	1.8	3.8	1.5	
20-39	0.1	0.5	1.8	2.5	1.0	
40+	0.0	1.3	5.5	10.5	3.6	
N of Valid	2633	2598	2065	1621	8917	
N of Miss	163	157	139	140	599	

Table 142: On how many occasions have you used marijuana (grass, pot) or hashish (hash, hash oil) during the past 30 days?


Response	6	8	10	12	Total	
0	99.7	96.4	89.8	86.0	93.9	
1-2	0.2	1.3	4.1	5.2	2.4	
3-5	0.0	0.9	2.0	1.6	1.0	
6-9	0.0	0.6	0.9	1.2	0.6	
10-19	0.0	0.4	1.3	2.0	0.8	
20-39	0.0	0.2	0.7	1.2	0.4	
40+	0.0	0.3	1.2	2.9	0.9	
N of Valid	2637	2594	2061	1625	8917	
N of Miss	160	161	145	137	603	

Table 143: On how many occasions have you used LSD or other psychedelics in your lifetime?


Response	6	8	10	12	Total	
0	99.9	99.6	98.3	97.2	98.9	
1-2	0.1	0.3	0.7	1.4	0.5	
3-5	0.0	0.1	0.5	0.5	0.2	
6-9	0.0	0.0	0.2	0.6	0.2	
10-19	0.0	0.0	0.0	0.1	0.0	
20-39	0.0	0.0	0.1	0.1	0.0	
40+	0.0	0.0	0.0	0.2	0.0	
N of Valid	2634	2597	2062	1626	8919	
N of Miss	163	158	144	136	601	

Table 144: On how many occasions have you used LSD or other psychedelics during the past 30 days?


Response	6	8	10	12	Total	
0	100.0	100.0	99.4	98.8	99.6	
1-2	0.0	0.0	0.3	0.7	0.2	
3-5	0.0	0.0	0.1	0.2	0.1	
6-9	0.0	0.0	0.1	0.1	0.0	
10-19	0.0	0.0	0.0	0.1	0.0	
20-39	0.0	0.0	0.0	0.1	0.0	
40+	0.0	0.0	0.0	0.1	0.0	
N of Valid	2626	2596	2062	1626	8910	
N of Miss	170	158	144	136	608	

Table 145: On how many occasions have you used cocaine or crack in your lifetime?


Response	6	8	10	12	Total	
0	99.7	99.4	98.3	96.7	98.8	
1-2	0.2	0.4	0.9	2.0	0.8	
3-5	0.0	0.1	0.3	0.4	0.2	
6-9	0.0	0.1	0.0	0.2	0.1	
10-19	0.0	0.0	0.1	0.4	0.1	
20-39	0.0	0.0	0.0	0.0	0.0	
40+	0.0	0.0	0.2	0.2	0.1	
N of Valid	2630	2595	2065	1624	8914	
N of Miss	167	159	142	137	605	

Table 146: On how many occasions have you used cocaine or crack during the past 30 days?


Response	6	8	10	12	Total	
0	99.8	99.7	99.4	99.3	99.6	
1-2	0.0	0.3	0.2	0.5	0.2	
3-5	0.1	0.0	0.2	0.1	0.1	
6-9	0.0	0.0	0.0	0.0	0.0	
10-19	0.0	0.0	0.0	0.1	0.0	
20-39	0.0	0.0	0.0	0.1	0.0	
40+	0.0	0.0	0.1	0.0	0.0	
N of Valid	2626	2590	2062	1622	8900	
N of Miss	170	165	144	140	619	

Table 147: On how many occasions have you sniffed glue, breathed the contents of an aerosol spray can, or inhaled other gases or sprays, in order to get high in your lifetime?


Response	6	8	10	12	Total	
0	93.9	89.1	85.8	87.4	89.4	
1-2	4.3	6.6	7.8	5.6	6.0	
3-5	0.8	1.7	2.5	2.3	1.8	
6-9	0.3	0.9	1.6	1.8	1.0	
10-19	0.2	0.8	0.9	1.1	0.7	
20-39	0.1	0.3	0.3	0.9	0.4	
40+	0.3	0.5	1.1	0.9	0.7	
N of Valid	2626	2592	2060	1623	8901	
N of Miss	171	162	144	138	615	

Table 148: On how many occasions have you sniffed glue, breathed the contents of an aerosol spray can, or inhaled other gases or sprays, in order to get high during the past 30 days?







Response	6	8	10	12	Total	
0	97.7	96.0	96.2	97.5	96.8	
1-2	1.7	2.9	2.3	1.9	2.2	
3-5	0.3	0.5	0.5	0.4	0.4	
6-9	0.1	0.2	0.2	0.1	0.2	
10-19	0.1	0.2	0.4	0.1	0.2	
20-39	0.0	0.0	0.2	0.0	0.0	
40+	0.0	0.2	0.2	0.1	0.1	
N of Valid	2627	2594	2061	1624	8906	
N of Miss	170	161	145	137	613	

Table 149: On how many occasions have you used phenoxydine (pox, px, breeze) in your lifetime?


Response	6	8	10	12	Total	
0	100.0	100.0	100.0	100.0	100.0	
1-2	0.0	0.0	0.0	0.0	0.0	
3-5	0.0	0.0	0.0	0.0	0.0	
6-9	0.0	0.0	0.0	0.0	0.0	
10-19	0.0	0.0	0.0	0.0	0.0	
20-39	0.0	0.0	0.0	0.0	0.0	
40+	0.0	0.0	0.0	0.0	0.0	
N of Valid	2608	2587	2052	1624	8871	
N of Miss	189	168	154	138	649	

Table 150: On how many occasions have you used phenoxydine (pox, px, breeze) during the past 30 days?


Response	6	8	10	12	Total	
0	100.0	100.0	100.0	100.0	100.0	
1-2	0.0	0.0	0.0	0.0	0.0	
3-5	0.0	0.0	0.0	0.0	0.0	
6-9	0.0	0.0	0.0	0.0	0.0	
10-19	0.0	0.0	0.0	0.0	0.0	
20-39	0.0	0.0	0.0	0.0	0.0	
40+	0.0	0.0	0.0	0.0	0.0	
N of Valid	2603	2586	2053	1622	8864	
N of Miss	194	169	153	139	655	

Table 151: On how many occasions have you used sedatives (tranquilizers, such as Valium or Xanax, barbiturates, or sleeping pills) without a doctor telling you to take them, in your lifetime?








Response	6	8	10	12	Total	
0	96.4	91.6	85.7	81.9	89.9	
1-2	2.4	4.5	4.4	5.2	4.0	
3-5	0.6	1.8	3.1	4.1	2.2	
6-9	0.2	0.8	1.9	1.7	1.0	
10-19	0.2	0.5	2.0	1.8	1.0	
20-39	0.1	0.3	1.0	1.8	0.7	
40+	0.1	0.7	1.9	3.3	1.3	
N of Valid	2615	2581	2054	1623	8873	
N of Miss	182	174	151	139	646	

Table 152: On how many occasions have you used sedatives (tranquilizers, such as Valium or Xanax, barbiturates, or sleeping pills) without a doctor telling you to take them, during the past 30 days?








Response	6	8	10	12	Total	
0	98.7	96.3	93.3	92.7	95.7	
1-2	0.9	2.4	3.3	3.3	2.3	
3-5	0.2	0.6	1.5	1.4	0.8	
6-9	0.2	0.5	1.0	1.1	0.6	
10-19	0.1	0.1	0.5	0.4	0.2	
20-39	0.0	0.1	0.3	0.6	0.2	
40+	0.0	0.0	0.0	0.4	0.1	
N of Valid	2611	2580	2054	1624	8869	
N of Miss	186	175	152	137	650	

Table 153: On how many occasions have you used methamphetamines (meth, speed, crank, crystal meth) in your lifetime?






Response	6	8	10	12	Total	
0	99.8	99.2	98.9	97.8	99.1	
1-2	0.1	0.4	0.6	0.9	0.4	
3-5	0.0	0.1	0.2	0.3	0.2	
6-9	0.1	0.2	0.2	0.2	0.2	
10-19	0.0	0.0	0.0	0.2	0.0	
20-39	0.0	0.0	0.0	0.1	0.0	
40+	0.0	0.1	0.0	0.5	0.1	
N of Valid	2603	2577	2051	1622	8853	
N of Miss	194	177	155	140	666	

Table 154: On how many occasions have you used methamphetamines (meth, speed, crank, crystal meth) in the past 30 days?





Response	6	8	10	12	Total	
0	99.9	99.6	99.8	99.4	99.7	
1-2	0.0	0.2	0.2	0.2	0.2	
3-5	0.0	0.1	0.0	0.1	0.1	
6-9	0.0	0.0	0.0	0.1	0.0	
10-19	0.0	0.1	0.0	0.2	0.1	
20-39	0.0	0.0	0.0	0.0	0.0	
40+	0.0	0.0	0.0	0.0	0.0	
N of Valid	2606	2580	2052	1623	8861	
N of Miss	191	175	154	139	659	

Table 155: On how many occasions have you used stimulants, other than Methamphetamines (such as amphetamines, Ritalin or Dexedrine) without a doctor telling you to take them, in your lifetime?








Response	6	8	10	12	Total	
0	99.8	99.3	96.8	94.9	98.1	
1-2	0.1	0.4	1.5	1.6	0.8	
3-5	0.0	0.1	0.4	1.1	0.4	
6-9	0.0	0.0	0.6	0.5	0.2	
10-19	0.0	0.1	0.3	0.6	0.2	
20-39	0.0	0.0	0.1	0.6	0.1	
40+	0.0	0.1	0.2	0.7	0.2	
N of Valid	2593	2577	2051	1623	8844	
N of Miss	204	178	155	139	676	

Table 156: On how many occasions have you used stimulants, other than Methamphetamines (such as amphetamines, Ritalin or Dexedrine) without a doctor telling you to take them, during the past 30 days?





Response	6	8	10	12	Total	
0	99.9	99.7	99.0	98.2	99.3	
1-2	0.0	0.3	0.5	1.1	0.4	
3-5	0.0	0.0	0.2	0.4	0.1	
6-9	0.0	0.0	0.1	0.1	0.1	
10-19	0.0	0.0	0.0	0.1	0.0	
20-39	0.0	0.0	0.0	0.0	0.0	
40+	0.0	0.0	0.0	0.1	0.0	
N of Valid	2590	2572	2051	1624	8837	
N of Miss	206	183	155	138	682	

Table 157: On how many occasions have you used heroin or other opiates in your lifetime?







Response	6	8	10	12	Total	
0	99.8	99.5	99.4	98.1	99.3	
1-2	0.2	0.3	0.1	0.8	0.3	
3-5	0.0	0.0	0.0	0.3	0.1	
6-9	0.0	0.0	0.1	0.1	0.1	
10-19	0.0	0.0	0.1	0.2	0.1	
20-39	0.0	0.1	0.0	0.0	0.0	
40+	0.0	0.0	0.1	0.4	0.1	
N of Valid	2597	2575	2046	1621	8839	
N of Miss	200	180	160	140	680	

Table 158: On how many occasions have you used heroin or other opiates during the past 30 days?


Response	6	8	10	12	Total	
0	100.0	99.8	99.8	99.2	99.7	
1-2	0.0	0.1	0.1	0.5	0.1	
3-5	0.0	0.0	0.0	0.2	0.1	
6-9	0.0	0.0	0.1	0.0	0.0	
10-19	0.0	0.1	0.0	0.0	0.0	
20-39	0.0	0.0	0.0	0.1	0.0	
40+	0.0	0.0	0.0	0.1	0.0	
N of Valid	2596	2573	2049	1621	8839	
N of Miss	201	182	157	141	681	

Table 159: On how many occasions have you used MDMA ('X', 'E', or ecstasy) in your lifetime?


Response	6	8	10	12	Total	
0	99.8	99.3	97.5	96.4	98.5	
1-2	0.1	0.5	1.6	2.3	1.0	
3-5	0.0	0.1	0.4	0.6	0.2	
6-9	0.0	0.0	0.3	0.2	0.1	
10-19	0.0	0.0	0.1	0.2	0.1	
20-39	0.0	0.0	0.0	0.1	0.0	
40+	0.0	0.0	0.1	0.2	0.1	
N of Valid	2586	2571	2047	1620	8824	
N of Miss	211	184	159	142	696	

Table 160: On how many occasions have you used MDMA ('X', 'E', or ecstasy) during the past 30 days?


Response	6	8	10	12	Total	
0	99.9	100.0	99.4	99.3	99.7	
1-2	0.1	0.0	0.4	0.4	0.2	
3-5	0.0	0.0	0.1	0.2	0.1	
6-9	0.0	0.0	0.0	0.1	0.0	
10-19	0.0	0.0	0.0	0.0	0.0	
20-39	0.0	0.0	0.0	0.0	0.0	
40+	0.0	0.0	0.0	0.0	0.0	
N of Valid	2577	2566	2043	1616	8802	
N of Miss	220	189	164	146	719	

Table 161: On how many occasions have you taken prescription drugs (such as Valium, Xanax, Ritalin, Adderall, OxyContin, Darvocet, or sleeping pills) on your own-that is, without a doctor telling you to take them in your lifetime?








Response	6	8	10	12	Total	
0	97.1	92.7	83.0	78.5	89.2	
1-2	1.7	3.7	7.0	6.2	4.3	
3-5	0.4	1.2	3.4	4.2	2.0	
6-9	0.3	0.8	2.0	2.4	1.2	
10-19	0.3	0.5	1.9	2.9	1.2	
20-39	0.0	0.4	1.0	1.6	0.6	
40+	0.3	0.7	1.7	4.1	1.4	
N of Valid	2608	2568	2043	1616	8835	
N of Miss	189	186	162	145	682	

Table 162: On how many occasions have you taken prescription drugs (such as Valium, Xanax, Ritalin, Adderall, OxyContin, Darvocet, or sleeping pills) on your own-that is, without a doctor telling you to take them during the past 30 days?








Response	6	8	10	12	Total	
0	98.7	96.4	92.2	91.3	95.1	
1-2	0.8	2.2	4.5	4.5	2.7	
3-5	0.2	0.7	1.5	1.4	0.9	
6-9	0.1	0.2	0.7	1.5	0.5	
10-19	0.1	0.3	0.6	0.6	0.4	
20-39	0.0	0.2	0.3	0.4	0.2	
40+	0.1	0.1	0.2	0.4	0.2	
N of Valid	2601	2566	2040	1617	8824	
N of Miss	196	188	166	145	695	

Table 163: On how many occasions have you taken non-prescription medicines such as diet pills (for example, Dietac, Dexatrim or Prolamine), stay-awake pills (for example No-Doz, Vivarin, or Wake), or cough or cold medicines (robos, DXM, etc.) to get high in your lifetime?








Response	6	8	10	12	Total	
0	98.1	96.0	92.2	89.9	94.6	
1-2	1.2	1.7	3.0	3.3	2.1	
3-5	0.2	0.9	1.8	1.7	1.0	
6-9	0.2	0.6	1.1	1.4	0.7	
10-19	0.2	0.3	0.6	1.7	0.6	
20-39	0.1	0.2	0.4	0.6	0.3	
40+	0.0	0.3	0.9	1.5	0.6	
N of Valid	2596	2570	2041	1615	8822	
N of Miss	200	185	164	147	696	

Table 164: On how many occasions have you taken non-prescription medicines such as diet pills (for example, Dietac, Dexatrim or Prolamine), stay-awake pills (for example No-Doz, Vivarin, or Wake), or cough or cold medicines (robos, DXM, etc.) to get high during the past 30 days?







Response	6	8	10	12	Total	
0	99.3	98.4	96.1	96.2	97.7	
1-2	0.4	0.9	2.3	2.2	1.3	
3-5	0.2	0.4	0.6	0.8	0.5	
6-9	0.1	0.3	0.5	0.2	0.3	
10-19	0.0	0.0	0.2	0.2	0.1	
20-39	0.0	0.0	0.0	0.2	0.0	
40+	0.0	0.0	0.1	0.2	0.1	
N of Valid	2602	2564	2043	1617	8826	
N of Miss	195	189	163	145	692	

Table 165: On how many occasions have you been drunk or very high from drinking alcoholic beverages during the past 30 days?








Response	6	8	10	12	Total	
0	99.2	94.5	85.6	76.6	90.6	
1-2	0.5	3.4	7.1	10.1	4.6	
3-5	0.0	1.0	2.9	6.5	2.2	
6-9	0.2	0.5	2.0	3.2	1.2	
10-19	0.0	0.2	1.2	1.5	0.6	
20-39	0.0	0.1	0.5	0.5	0.2	
40+	0.1	0.2	0.6	1.6	0.5	
N of Valid	2608	2559	2038	1609	8814	
N of Miss	189	195	164	152	700	

Table 166: On how many occasions have you drunk flavored alcoholic beverages, sometimes called 'alcopops' (like Mike's Hard Lemonade, Smirnoff Ice, Bacardi Breezers, etc.) in your lifetime?








Response	6	8	10	12	Total	
0	93.7	78.5	59.9	50.0	73.5	
1-2	4.6	10.9	12.5	11.0	9.4	
3-5	1.0	5.0	10.4	9.8	5.9	
6-9	0.4	2.1	6.4	8.9	3.8	
10-19	0.1	1.7	4.6	7.6	3.0	
20-39	0.0	0.7	2.6	3.7	1.5	
40+	0.2	1.1	3.5	9.1	2.8	
N of Valid	2606	2567	2036	1606	8815	
N of Miss	191	181	165	151	688	

Table 167: On how many occasions have you drunk flavored alcoholic beverages, sometimes called 'alcopops' (like Mike's Hard Lemonade, Smirnoff Ice, Bacardi Breezers, etc.) during the past 30 days?


Response	6	8	10	12	Total	
0	98.7	92.0	83.2	78.1	89.4	
1-2	0.8	5.3	9.2	12.3	6.2	
3-5	0.2	1.6	3.3	4.8	2.2	
6-9	0.2	0.5	1.5	2.4	1.0	
10-19	0.0	0.2	1.3	1.2	0.6	
20-39	0.0	0.2	0.5	0.2	0.2	
40+	0.1	0.2	1.0	1.0	0.5	
N of Valid	2607	2571	2049	1614	8841	
N of Miss	190	182	158	146	676	

Table 168: Think back over the last two weeks. How many times have you had five or more alcoholic drinks in a row?


Response	6	8	10	12	Total	
None	98.2	93.7	86.5	76.2	90.1	
Once	1.0	2.8	4.5	8.0	3.6	
Twice	0.6	1.7	3.4	5.9	2.5	
3-5 times	0.1	0.9	2.8	6.1	2.1	
6-9 times	0.1	0.4	1.5	1.4	0.7	
10 or more times	0.1	0.6	1.3	2.3	0.9	
N of Valid	2580	2529	2021	1600	8730	
N of Miss	217	224	185	162	788	

Table 169: During the past 30 days, how many times did you ride in a car or other vehicle driven by someone who had been drinking alcohol?


Response	6	8	10	12	Total	
0 times	87.1	84.4	82.0	80.6	83.9	
1 time	6.4	7.2	8.6	8.2	7.5	
2 or 3 times	3.1	5.0	5.5	6.6	4.9	
4 or 5 times	1.2	1.4	1.5	2.1	1.5	
6 or more times	2.1	2.0	2.4	2.5	2.2	
N of Valid	2562	2524	2013	1598	8697	
N of Miss	235	231	194	164	824	

Table 170: During the past 30 days, how many times did you drive a car or other vehicle when you had been drinking alcohol?







Response	6	8	10	12	Total	
I did not drive a car in the past 30 days	45.0	49.6	30.4	16.6	37.6	
0 times	53.8	48.4	64.9	72.5	58.3	
1 time	0.5	0.6	2.0	5.4	1.8	
2 or 3 times	0.3	0.7	1.7	3.4	1.3	
4 or 5 times	0.1	0.4	0.5	1.0	0.4	
6 or more times	0.3	0.4	0.7	1.0	0.6	
N of Valid	2453	2457	1989	1586	8485	
N of Miss	243	236	196	170	845	

Table 171: If you drank alcohol (not just a sip or taste) in the past year, how did you usually get it?













Response	6	8	10	12	Total	
I did not drink alcohol in the past year	93.2	79.1	58.4	44.7	72.2	
I bought it myself with a fake ID	0.2	0.2	0.3	0.1	0.2	
I bought it myself without a fake ID	0.0	0.2	0.2	1.3	0.3	
I got it from someone I know age 21 or older	0.8	4.5	12.8	28.6	9.8	
I got it from someone I know under age 21	0.3	2.0	5.9	6.3	3.2	
I got it from my brother or sister	0.2	1.0	1.8	1.7	1.1	
I got it from home with my parents' permission	1.5	3.4	4.8	3.6	3.2	
I got it from home without my parents' permission	0.6	2.4	3.8	1.3	2.0	
I got it from another relative	0.7	2.1	3.1	2.2	2.0	
A stranger bought it for me	0.1	0.3	1.2	1.9	0.7	
I took it from a store or shop	0.0	0.2	0.1	0.3	0.2	
Other	2.3	4.5	7.7	7.8	5.2	
N of Valid	2502	2474	1952	1564	8492	
N of Miss	288	261	222	177	948	

Table 172: If you drank alcohol (not just a sip or taste) in the past year, where did you usually drink it?











Response	6	8	10	12	Total	
I did not drink alcohol in the past year	94.7	80.7	60.3	46.4	73.9	
at my home	2.4	7.5	11.7	9.3	7.3	
at someone else's home	1.4	8.2	20.8	35.1	14.0	
at an open area like a park, beach, field, back road, woods, or a street corner	0.8	2.0	4.2	5.3	2.7	
at a sporting event or concert	0.1	0.2	0.4	0.5	0.3	
at a restaurant, bar, or a nightclub	0.2	0.2	0.6	0.5	0.3	
at an empty building or a construction site	0.3	0.4	0.3	0.1	0.3	
at a hotel/motel	0.1	0.2	0.4	1.0	0.4	
in a car	0.0	0.3	0.8	1.4	0.5	
at school	0.0	0.2	0.6	0.5	0.3	
N of Valid	2493	2453	1914	1540	8400	
N of Miss	300	278	232	185	995	

Table 173: During the last month, about how many marijuana cigarettes, or the equivalent, did you smoke a day, on the average?








Response	6	8	10	12	Total	
None	98.8	94.0	87.3	83.3	91.9	
Less than 1 a day	0.6	2.5	4.4	7.1	3.2	
1 a day	0.3	0.8	2.3	1.9	1.2	
2-3 a day	0.2	1.2	3.0	3.9	1.8	
4-6 a day	0.0	0.7	1.3	1.5	0.8	
7-10 a day	0.0	0.4	0.7	1.1	0.5	
11 or more a day	0.1	0.4	1.0	1.1	0.6	
N of Valid	2546	2504	1992	1582	8624	
N of Miss	251	250	215	179	895	

Table 174: How wrong would most adults (over 21) in your neighborhood think it is for kids your age: to use marijuana?


Response	6	8	10	12	Total	
Very wrong	92.1	81.7	71.4	64.0	79.1	
Wrong	5.3	11.2	14.4	19.4	11.7	
A little bit wrong	1.5	4.8	9.1	11.2	6.0	
Not wrong at all	1.2	2.4	5.1	5.4	3.2	
N of Valid	2518	2464	1973	1578	8533	
N of Miss	273	288	232	184	977	

Table 175: How wrong would most adults (over 21) in your neighborhood think it is for kids your age: to drink alcohol?


Response	6	8	10	12	Total	
Very wrong	82.9	67.4	52.4	41.7	63.8	
Wrong	10.6	16.9	23.1	23.9	17.8	
A little bit wrong	4.2	10.5	16.9	24.2	12.7	
Not wrong at all	2.2	5.2	7.6	10.2	5.8	
N of Valid	2509	2460	1971	1572	8512	
N of Miss	286	294	235	188	1003	

Table 176: How wrong would most adults (over 21) in your neighborhood think it is for kids your age: to smoke cigarettes?


Response	6	8	10	12	Total	
Very wrong	82.0	67.6	56.3	40.8	64.3	
Wrong	11.1	16.9	20.8	20.1	16.7	
A little bit wrong	4.1	9.9	13.5	23.6	11.6	
Not wrong at all	2.8	5.6	9.3	15.5	7.5	
N of Valid	2507	2455	1972	1576	8510	
N of Miss	289	298	233	186	1006	

Table 177: How much do each of the following statements describe your neighborhood? crime and/or drug selling





Response	6	8	10	12	Total	
NO!	79.5	71.0	62.6	56.9	69.0	
no	11.1	16.2	21.4	25.2	17.6	
yes	6.1	9.1	11.1	12.1	9.2	
YES!	3.3	3.6	5.0	5.8	4.2	
N of Valid	2508	2469	1966	1574	8517	
N of Miss	286	282	240	188	996	

Table 178: How much do each of the following statements describe your neighborhood? fights





Response	6	8	10	12	Total	
NO!	64.7	59.3	57.8	54.5	59.7	
no	15.6	20.1	23.2	28.9	21.1	
yes	13.6	14.7	13.6	12.9	13.8	
YES!	6.2	5.9	5.3	3.7	5.4	
N of Valid	2500	2461	1962	1570	8493	
N of Miss	292	288	244	191	1015	

Table 179: How much do each of the following statements describe your neighborhood? lots of empty or abandoned buildings





Response	6	8	10	12	Total	
NO!	71.8	66.8	63.8	60.2	66.4	
no	17.4	22.1	25.1	27.9	22.4	
yes	7.9	8.0	7.9	8.8	8.1	
YES!	2.9	3.2	3.2	3.1	3.1	
N of Valid	2507	2467	1962	1571	8507	
N of Miss	288	288	244	191	1011	

Table 180: How much do each of the following statements describe your neighborhood? lots of graffiti





Response	6	8	10	12	Total	
NO!	80.2	74.5	72.2	70.0	74.8	
no	13.2	20.1	23.4	26.1	20.0	
yes	4.0	3.2	2.4	2.5	3.1	
YES!	2.6	2.1	2.0	1.3	2.1	
N of Valid	2462	2462	1961	1572	8457	
N of Miss	332	292	245	190	1059	

Table 181: If I had to move, I would miss the neighborhood I now live in.





Response	6	8	10	12	Total	
NO!	15.0	15.0	16.4	13.3	15.0	
no	9.3	16.1	19.7	21.7	15.9	
yes	25.1	30.6	32.1	36.5	30.4	
YES!	50.6	38.3	31.7	28.6	38.7	
N of Valid	2518	2463	1955	1561	8497	
N of Miss	277	291	249	199	1016	

Table 182: My neighbors notice when I am doing a good job and let me know about it.





Response	6	8	10	12	Total	
NO!	32.0	35.4	38.2	36.2	35.2	
no	30.3	36.3	37.1	40.1	35.4	
yes	21.8	19.2	17.1	17.4	19.1	
YES!	15.9	9.2	7.6	6.3	10.3	
N of Valid	2503	2448	1950	1560	8461	
N of Miss	290	306	257	201	1054	

Table 183: I like my neighborhood.

Response	6	8	10	12	Total	
NO!	10.0	10.7	12.7	9.8	10.8	
no	7.1	11.0	15.0	15.5	11.6	
yes	32.6	39.7	43.3	49.0	40.2	
YES!	50.2	38.6	29.0	25.7	37.5	
N of Valid	2499	2447	1950	1557	8453	
N of Miss	291	306	256	204	1057	

Table 184: There are lots of adults in my neighborhood I could talk to about something important.

Response	6	8	10	12	Total	
NO!	22.6	24.8	30.4	27.4	26.0	
no	23.2	29.8	31.9	34.5	29.2	
yes	26.6	26.1	23.2	25.8	25.5	
YES!	27.6	19.3	14.4	12.2	19.3	
N of Valid	2493	2442	1948	1552	8435	
N of Miss	299	310	257	208	1074	

Table 185: I'd like to get out of my neighborhood.

Response	6	8	10	12	Total	
NO!	55.5	40.3	35.7	29.7	41.8	
no	25.7	33.1	35.4	38.7	32.5	
yes	8.9	15.4	16.8	21.6	14.9	
YES!	9.9	11.2	12.1	10.0	10.8	
N of Valid	2499	2436	1948	1554	8437	
N of Miss	293	314	259	204	1070	

Table 186: There are people in my neighborhood who are proud of me when I do something well.

Response	6	8	10	12	Total	
NO!	20.3	24.7	27.4	24.5	24.0	
no	21.4	30.3	30.8	31.2	27.9	
yes	32.3	28.8	29.4	33.0	30.8	
YES!	26.0	16.2	12.4	11.4	17.3	
N of Valid	2490	2423	1942	1550	8405	
N of Miss	305	330	265	210	1110	

Table 187: There are people in my neighborhood who encourage me to do my best.

Response	6	8	10	12	Total	
NO!	20.2	22.5	27.2	25.5	23.5	
no	18.0	27.3	28.7	30.9	25.5	
yes	30.7	30.9	29.9	31.6	30.7	
YES!	31.2	19.3	14.1	12.0	20.3	
N of Valid	2491	2431	1947	1555	8424	
N of Miss	306	323	260	206	1095	

Table 188: I feel safe in my neighborhood.

Response	6	8	10	12	Total	
NO!	10.1	9.9	9.2	7.6	9.4	
no	9.2	10.0	11.1	10.7	10.2	
yes	31.8	40.7	45.1	47.4	40.3	
YES!	48.9	39.4	34.6	34.3	40.2	
N of Valid	2484	2431	1940	1554	8409	
N of Miss	304	319	262	207	1092	

Table 189: Which of the following activities for people your age are available in your community? sports teams?



Response	6	8	10	12	Total	
No	13.1	12.5	13.3	13.7	13.1	
Yes	86.9	87.5	86.7	86.3	86.9	
N of Valid	2496	2424	1937	1550	8407	
N of Miss	299	329	270	212	1110	

Table 190: Which of the following activities for people your age are available in your community? scouting?



Response	6	8	10	12	Total	
No	34.9	43.5	45.8	46.7	42.1	
Yes	65.1	56.5	54.2	53.3	57.9	
N of Valid	2428	2379	1919	1536	8262	
N of Miss	369	374	288	226	1257	

Table 191: Which of the following activities for people your age are available in your community? boys and girls clubs?



Response	6	8	10	12	Total	
No	43.5	40.5	44.4	43.0	42.7	
Yes	56.5	59.5	55.6	57.0	57.3	
N of Valid	2427	2385	1908	1541	8261	
N of Miss	369	370	297	221	1257	

Table 192: Which of the following activities for people your age are available in your community? 4-H clubs?



Response	6	8	10	12	Total	
No	59.4	57.8	51.4	45.1	54.4	
Yes	40.6	42.2	48.6	54.9	45.6	
N of Valid	2313	2322	1896	1535	8066	
N of Miss	482	433	310	226	1451	

Table 193: Which of the following activities for people your age are available in your community? service clubs?



Response	6	8	10	12	Total	
No	56.2	49.3	42.1	38.0	47.5	
Yes	43.8	50.7	57.9	62.0	52.5	
N of Valid	2335	2345	1900	1531	8111	
N of Miss	461	410	306	230	1407	

Table 194: If a kid smoked marijuana in your neighborhood would he or she be caught by the police?





Response	6	8	10	12	Total	
NO!	9.3	14.2	19.0	21.6	15.2	
no	14.6	31.3	41.8	48.1	31.9	
yes	29.8	28.6	25.7	20.2	26.7	
YES!	46.2	25.9	13.5	10.1	26.1	
N of Valid	2474	2399	1929	1546	8348	
N of Miss	315	352	276	214	1157	

Table 195: If a kid drank some beer, wine or hard liquor (for example, vodka, whiskey, or gin) in your neighborhood would he or she be caught by the police?





Response	6	8	10	12	Total	
NO!	10.9	17.6	24.1	27.5	19.0	
no	21.1	40.2	49.8	50.4	38.7	
yes	29.1	23.1	16.4	15.3	21.9	
YES!	38.8	19.1	9.8	6.9	20.5	
N of Valid	2467	2386	1927	1544	8324	
N of Miss	324	364	277	217	1182	

Table 196: If a kid carried a handgun in your neighborhood would he or she be caught by the police?





Response	6	8	10	12	Total	
NO!	9.2	13.5	17.8	18.6	14.2	
no	15.1	25.4	30.5	34.5	25.2	
yes	26.3	27.7	30.2	27.9	27.9	
YES!	49.4	33.4	21.5	19.0	32.7	
N of Valid	2473	2386	1927	1542	8328	
N of Miss	321	367	277	216	1181	

Table 197: If you wanted to get some cigarettes, how easy would it be for you to get some?





Response	6	8	10	12	Total	
Very hard	75.7	50.8	29.0	13.4	46.1	
Sort of hard	9.5	13.8	13.2	7.3	11.2	
Sort of easy	7.8	16.4	22.6	15.1	15.1	
Very easy	7.0	18.9	35.1	64.3	27.7	
N of Valid	2411	2374	1912	1539	8236	
N of Miss	381	376	294	222	1273	

Table 198: If you wanted to get some beer, wine or hard liquor (for example, vodka, whiskey, or gin), how easy would it be for you to get some?





Response	6	8	10	12	Total	
Very hard	76.2	48.9	27.6	14.6	45.5	
Sort of hard	10.9	16.0	13.5	12.8	13.4	
Sort of easy	6.7	18.3	25.9	28.4	18.6	
Very easy	6.2	16.8	33.0	44.1	22.6	
N of Valid	2396	2370	1907	1534	8207	
N of Miss	397	380	300	227	1304	

Table 199: If you wanted to get a drug like cocaine, LSD, or amphetamines, how easy would it be for you to get some?





Response	6	8	10	12	Total	
Very hard	93.8	83.5	66.6	52.3	76.7	
Sort of hard	3.5	8.7	15.6	21.9	11.3	
Sort of easy	1.2	3.8	10.0	13.1	6.2	
Very easy	1.5	4.0	7.8	12.8	5.8	
N of Valid	2393	2368	1906	1532	8199	
N of Miss	400	386	299	229	1314	

Table 200: If you wanted to get a handgun, how easy would it be for you to get one?





Response	6	8	10	12	Total	
Very hard	74.4	63.3	54.6	41.6	60.5	
Sort of hard	11.4	14.4	16.6	19.8	15.0	
Sort of easy	6.9	10.1	11.7	16.0	10.7	
Very easy	7.3	12.2	17.1	22.6	13.9	
N of Valid	2390	2367	1904	1539	8200	
N of Miss	404	386	302	222	1314	

Table 201: If you wanted to get some marijuana, how easy would it be for you to get some?





Response	6	8	10	12	Total	
Very hard	91.0	72.5	45.2	27.0	63.0	
Sort of hard	4.2	9.2	12.2	10.7	8.7	
Sort of easy	2.1	7.5	15.2	20.8	10.2	
Very easy	2.6	10.8	27.3	41.5	18.0	
N of Valid	2392	2367	1905	1536	8200	
N of Miss	403	388	302	225	1318	

Table 202: During the past 12 months, have you participated in any alcohol prevention programs or seen any alcohol prevention messages in your school or community? Yes, a school-based program focused on preventing underage drinking and/or drinking and driving.



Response	6	8	10	12	Total	
No	55.1	70.2	75.0	75.1	67.8	
Yes	44.9	29.8	25.0	24.9	32.2	
N of Valid	2797	2755	2207	1762	9521	
N of Miss	0	0	0	0	0	

Table 203: During the past 12 months, have you participated in any alcohol prevention programs or seen any alcohol prevention messages in your school or community? Yes, a community-based program focused on preventing underage drinking and/or drinking and driving (for example, through your church or temple or through youth groups like Boys and Girls Club or 4-H).



Response	6	8	10	12	Total	
No	84.1	91.1	93.2	92.8	89.9	
Yes	15.9	8.9	6.8	7.2	10.1	
N of Valid	2797	2755	2207	1762	9521	
N of Miss	0	0	0	0	0	

Table 204: During the past 12 months, have you participated in any alcohol prevention programs or seen any alcohol prevention messages in your school or community? Yes, a media campaign addressing underage drinking and/or drinking and driving (for example, newspaper ads, posters, pamphlets, radio, TV).



Response	6	8	10	12	Total	
No	85.6	88.5	90.3	89.5	88.2	
Yes	14.4	11.5	9.7	10.5	11.8	
N of Valid	2797	2755	2207	1762	9521	
N of Miss	0	0	0	0	0	

Table 205: During the past 12 months, have you participated in any alcohol prevention programs or seen any alcohol prevention messages in your school or community? No



Response	6	8	10	12	Total	
No	62.9	50.8	45.6	45.3	52.1	
Yes	37.1	49.2	54.4	54.7	47.9	
N of Valid	2797	2755	2207	1762	9521	
N of Miss	0	0	0	0	0	

Table 206: How wrong do your parents feel it would be for YOU to: drink beer, wine or hard liquor (for example, vodka, whiskey or gin) regularly?





Response	6	8	10	12	Total	
Very wrong	91.8	80.8	69.1	58.2	77.2	
Wrong	5.1	11.2	16.6	20.6	12.4	
A little bit wrong	2.4	6.2	10.5	16.9	8.1	
Not wrong at all	0.7	1.8	3.8	4.3	2.4	
N of Valid	2452	2356	1901	1525	8234	
N of Miss	344	398	306	236	1284	

Table 207: How wrong do your parents feel it would be for YOU to: smoke cigarettes?





Response	6	8	10	12	Total	
Very wrong	92.7	86.4	76.9	64.3	82.0	
Wrong	5.1	8.7	13.4	18.2	10.5	
A little bit wrong	1.5	3.3	6.3	11.1	4.9	
Not wrong at all	0.7	1.6	3.3	6.4	2.6	
N of Valid	2452	2352	1897	1525	8226	
N of Miss	345	403	308	236	1292	

Table 208: How wrong do your parents feel it would be for YOU to: smoke marijuana?





Response	6	8	10	12	Total	
Very wrong	98.0	93.3	84.9	80.2	90.3	
Wrong	1.3	3.6	8.0	10.2	5.2	
A little bit wrong	0.3	1.8	4.2	6.4	2.8	
Not wrong at all	0.4	1.3	2.9	3.2	1.7	
N of Valid	2429	2340	1889	1523	8181	
N of Miss	368	414	316	239	1337	

Table 209: How wrong do your parents feel it would be for YOU to: steal something worth more than \$5?





Response	6	8	10	12	Total	
Very wrong	88.8	85.9	84.3	84.9	86.2	
Wrong	9.2	10.6	11.7	12.1	10.7	
A little bit wrong	1.2	2.3	3.0	2.0	2.1	
Not wrong at all	0.8	1.1	1.0	1.1	1.0	
N of Valid	2442	2348	1894	1525	8209	
N of Miss	351	405	313	236	1305	

Table 210: How wrong do your parents feel it would be for YOU to: draw graffiti, write things, or draw pictures on buildings or other property (without the owner's permission)?





Response	6	8	10	12	Total	
Very wrong	90.6	84.7	81.5	81.4	85.1	
Wrong	6.2	9.2	12.2	12.8	9.7	
A little bit wrong	2.2	3.8	4.3	4.3	3.5	
Not wrong at all	1.0	2.3	2.0	1.5	1.7	
N of Valid	2438	2354	1898	1526	8216	
N of Miss	356	401	309	236	1302	

Table 211: How wrong do your parents feel it would be for YOU to: pick a fight with someone?





Response	6	8	10	12	Total	
Very wrong	73.2	59.9	55.9	55.9	62.2	
Wrong	16.9	22.0	22.5	25.0	21.1	
A little bit wrong	7.5	13.7	16.9	14.6	12.8	
Not wrong at all	2.4	4.4	4.8	4.4	3.9	
N of Valid	2437	2348	1893	1525	8203	
N of Miss	359	405	314	236	1314	

Table 212: During the past 12 months, have you talked with at least one of your parents about the dangers of underage drinking and/or drinking and driving? By parents, we mean either your biological parents, adoptive parents, stepparents, or adult guardians - whether or not they live with you.



Response	6	8	10	12	Total	
No	50.0	58.8	58.1	59.9	56.3	
Yes	50.0	41.2	41.9	40.1	43.7	
N of Valid	2303	2261	1869	1502	7935	
N of Miss	492	492	337	260	1581	

Table 213: Have any of your brothers or sisters ever: drunk beer, wine or hard liquor (for example, vodka, whiskey or gin)?




Response	6	8	10	12	Total	
No	76.7	59.7	46.5	36.6	57.3	
Yes	19.3	35.9	48.4	58.4	38.1	
I don't have any brothers or sisters	4.0	4.3	5.2	5.0	4.6	
N of Valid	2387	2309	1890	1517	8103	
N of Miss	409	444	317	245	1415	

Table 214: Have any of your brothers or sisters ever: smoked marijuana?




Response	6	8	10	12	Total	
No	91.7	81.4	68.1	61.8	77.7	
Yes	4.3	14.2	26.9	33.1	17.8	
I don't have any brothers or sisters	3.9	4.3	5.0	5.1	4.5	
N of Valid	2382	2301	1888	1519	8090	
N of Miss	413	453	319	242	1427	

Table 215: Have any of your brothers or sisters ever: smoked cigarettes?




Response	6	8	10	12	Total	
No	78.9	66.7	56.3	50.8	64.9	
Yes	17.1	28.9	38.7	44.0	30.5	
I don't have any brothers or sisters	4.0	4.5	5.1	5.1	4.6	
N of Valid	2377	2297	1888	1515	8077	
N of Miss	418	456	319	247	1440	

Table 216: Have any of your brothers or sisters ever: taken a handgun to school?




Response	6	8	10	12	Total	
No	95.3	94.8	93.0	92.7	94.2	
Yes	0.7	0.8	1.7	2.2	1.2	
I don't have any brothers or sisters	4.0	4.4	5.3	5.0	4.6	
N of Valid	2374	2302	1889	1517	8082	
N of Miss	423	452	318	244	1437	

Table 217: Have any of your brothers or sisters ever: been suspended or expelled from school?




Response	6	8	10	12	Total	
No	77.5	69.2	66.7	69.2	71.0	
Yes	18.6	26.2	28.2	25.5	24.3	
I don't have any brothers or sisters	4.0	4.6	5.1	5.2	4.6	
N of Valid	2377	2302	1884	1515	8078	
N of Miss	419	450	322	246	1437	

Table 218: The rules in my family are clear.





Response	6	8	10	12	Total	
NO!	3.4	3.8	3.9	4.2	3.8	
no	4.9	9.0	11.1	11.7	8.8	
yes	27.9	37.5	42.1	44.2	37.0	
YES!	63.8	49.6	42.9	39.9	50.4	
N of Valid	2375	2307	1878	1517	8077	
N of Miss	417	445	328	245	1435	

Table 219: People in my family often insult or yell at each other.





Response	6	8	10	12	Total	
NO!	38.6	25.8	18.2	19.9	26.7	
no	31.8	39.7	40.8	42.3	38.1	
yes	20.3	23.1	28.0	26.3	24.0	
YES!	9.3	11.4	13.0	11.6	11.2	
N of Valid	2356	2299	1878	1514	8047	
N of Miss	431	456	326	245	1458	

Table 220: When I am not at home, one of my parents knows where I am and who I am with.





Response	6	8	10	12	Total	
NO!	3.8	4.1	3.3	4.7	3.9	
no	3.3	6.0	9.5	11.0	6.9	
yes	22.6	34.5	41.1	47.2	34.9	
YES!	70.3	55.4	46.1	37.1	54.2	
N of Valid	2357	2284	1868	1505	8014	
N of Miss	437	467	333	255	1492	

Table 221: We argue about the same things in my family over and over.





Response	6	8	10	12	Total	
NO!	41.2	24.5	14.9	15.6	25.5	
no	31.6	38.4	35.8	37.1	35.6	
yes	16.9	25.8	32.7	33.2	26.2	
YES!	10.2	11.4	16.6	14.0	12.7	
N of Valid	2354	2281	1867	1505	8007	
N of Miss	441	472	338	257	1508	

Table 222: If you drank some beer or wine or liquor (for example, vodka, whiskey, or gin) without your parents' permission, would you be caught by your parents?





Response	6	8	10	12	Total	
NO!	7.5	10.5	12.8	16.1	11.2	
no	4.6	18.4	31.1	40.5	21.5	
yes	11.7	21.9	23.9	24.0	19.8	
YES!	76.2	49.3	32.2	19.4	47.5	
N of Valid	2332	2277	1864	1506	7979	
N of Miss	459	473	341	256	1529	

Table 223: My family has clear rules about alcohol and drug use.





Response	6	8	10	12	Total	
NO!	4.6	5.4	5.9	5.7	5.3	
no	5.3	10.3	13.1	14.3	10.2	
yes	14.2	23.1	30.6	38.2	25.1	
YES!	75.9	61.2	50.4	41.8	59.3	
N of Valid	2332	2281	1867	1501	7981	
N of Miss	460	474	338	260	1532	

Table 224: If you carried a handgun without your parents' permission, would you be caught by your parents?





Response	6	8	10	12	Total	
NO!	5.1	6.3	8.5	9.6	7.1	
no	2.9	8.5	13.1	18.1	9.8	
yes	12.1	19.1	25.3	26.9	20.0	
YES!	79.9	66.0	53.0	45.4	63.2	
N of Valid	2330	2267	1859	1496	7952	
N of Miss	467	487	347	265	1566	

Table 225: If you skipped school would you be caught by your parents?





Response	6	8	10	12	Total	
NO!	4.6	6.5	8.1	10.1	7.0	
no	4.0	12.0	17.0	22.0	12.7	
yes	15.3	22.7	30.4	33.2	24.3	
YES!	76.2	58.7	44.5	34.6	56.0	
N of Valid	2340	2269	1861	1499	7969	
N of Miss	455	483	344	263	1545	

Table 226: Do you feel very close to your mother?





Response	6	8	10	12	Total	
NO!	5.3	8.1	11.1	10.1	8.3	
no	4.4	10.8	13.0	15.1	10.3	
yes	17.1	24.4	29.5	32.3	24.9	
YES!	73.2	56.7	46.4	42.5	56.4	
N of Valid	2315	2254	1855	1489	7913	
N of Miss	478	499	348	273	1598	

Table 227: Do you share your thoughts and feelings with your mother?





Response	6	8	10	12	Total	
NO!	11.9	14.3	15.4	14.9	14.0	
no	15.3	24.2	25.2	25.8	22.1	
yes	22.6	26.0	27.7	29.1	26.0	
YES!	50.1	35.5	31.6	30.2	37.9	
N of Valid	2328	2255	1852	1489	7924	
N of Miss	468	496	353	271	1588	

Table 228: My parents ask me what I think before most family decisions affecting me are made.


Response	6	8	10	12	Total	
NO!	12.0	13.5	14.5	14.2	13.4	
no	15.6	22.1	24.9	29.1	22.2	
yes	31.8	36.0	37.7	36.2	35.2	
YES!	40.6	28.4	22.9	20.5	29.1	
N of Valid	2293	2253	1855	1490	7891	
N of Miss	501	499	350	271	1621	

Table 229: Do you share your thoughts and feelings with your father?


Response	6	8	10	12	Total	
NO!	20.9	23.6	25.1	27.1	23.8	
no	21.3	27.1	28.9	30.2	26.4	
yes	23.9	24.5	27.0	25.6	25.1	
YES!	33.9	24.8	19.0	17.1	24.7	
N of Valid	2316	2230	1843	1483	7872	
N of Miss	473	521	362	278	1634	

Table 230: Do you enjoy spending time with your mother?


Response	6	8	10	12	Total	
NO!	4.1	6.6	8.5	8.8	6.7	
no	2.7	7.9	9.5	10.7	7.3	
yes	22.8	34.0	42.4	42.5	34.3	
YES!	70.4	51.5	39.6	38.1	51.8	
N of Valid	2329	2243	1850	1483	7905	
N of Miss	466	507	352	278	1603	

Table 231: Do you enjoy spending time with your father?

Response	6	8	10	12	Total	
NO!	8.8	12.5	14.4	17.7	12.8	
no	4.3	8.8	12.1	13.5	9.1	
yes	22.2	32.5	37.8	38.9	31.9	
YES!	64.7	46.2	35.6	29.9	46.1	
N of Valid	2305	2211	1839	1477	7832	
N of Miss	489	542	365	285	1681	

Table 232: If I had a personal problem, I could ask my mom or dad for help.

Response	6	8	10	12	Total	
NO!	6.6	9.0	11.4	9.5	8.9	
no	4.8	12.2	13.5	14.3	10.7	
yes	21.6	29.3	35.5	38.5	30.2	
YES!	67.0	49.4	39.7	37.7	50.1	
N of Valid	2337	2245	1850	1483	7915	
N of Miss	457	508	352	277	1594	

Table 233: Do you feel very close to your father?

Response	6	8	10	12	Total	
NO!	10.1	14.9	19.0	21.6	15.7	
no	8.2	15.6	17.6	20.5	14.8	
yes	20.7	25.6	31.1	29.7	26.2	
YES!	61.0	43.9	32.3	28.2	43.3	
N of Valid	2308	2208	1834	1477	7827	
N of Miss	486	541	370	284	1681	

Table 234: My parents give me lots of chances to do fun things with them.

Response	6	8	10	12	Total	
NO!	5.5	8.4	10.7	12.2	8.8	
no	9.0	16.5	21.1	25.4	17.0	
yes	24.8	32.4	36.3	37.2	32.0	
YES!	60.7	42.7	31.9	25.1	42.2	
N of Valid	2341	2244	1851	1482	7918	
N of Miss	453	507	356	276	1592	

Table 235: My parents ask if I've gotten my homework done.

Response	6	8	10	12	Total	
NO!	2.5	3.4	7.6	11.8	5.7	
no	2.5	8.1	13.6	24.1	10.7	
yes	20.9	35.5	40.4	40.2	33.2	
YES!	74.2	53.0	38.4	23.8	50.5	
N of Valid	2382	2249	1853	1491	7975	
N of Miss	414	504	353	271	1542	

Table 236: People in my family have serious arguments.

Response	6	8	10	12	Total	
NO!	41.2	25.7	19.8	20.0	27.9	
no	34.9	46.0	44.7	45.0	42.2	
yes	13.9	17.5	23.4	23.4	18.9	
YES!	10.0	10.8	12.1	11.6	11.0	
N of Valid	2360	2239	1838	1486	7923	
N of Miss	431	516	364	273	1584	

Table 237: Would your parents know if you did not come home on time?

Response	6	8	10	12	Total	
NO!	3.5	3.8	4.7	6.0	4.3	
no	4.7	9.1	11.6	14.9	9.4	
yes	23.9	35.8	41.1	43.6	34.9	
YES!	68.0	51.4	42.6	35.5	51.3	
N of Valid	2362	2229	1838	1486	7915	
N of Miss	433	525	367	275	1600	

Table 238: It is important to be honest with your parents, even if they become upset or you get punished.

Response	6	8	10	12	Total	
NO!	2.5	4.3	6.0	4.9	4.3	
no	2.2	8.5	11.5	12.5	8.1	
yes	21.4	33.9	38.8	44.2	33.2	
YES!	74.0	53.3	43.8	38.4	54.4	
N of Valid	2354	2224	1833	1488	7899	
N of Miss	441	529	373	273	1616	

Table 239: My parents notice when I am doing a good job and let me know about it.

Response	6	8	10	12	Total	
Never or Almost Never	7.2	9.8	10.8	11.9	9.6	
Sometimes	18.3	25.2	32.0	33.6	26.3	
Often	26.9	29.8	29.9	27.6	28.6	
All the time	47.6	35.3	27.3	26.9	35.5	
N of Valid	2361	2224	1841	1495	7921	
N of Miss	435	530	365	266	1596	

Table 240: How often do your parents tell you they're proud of you for something you've done?

Response	6	8	10	12	Total	
Never or Almost Never	6.2	9.7	11.0	12.7	9.6	
Sometimes	16.0	22.2	27.3	31.0	23.2	
Often	29.7	31.4	33.2	30.2	31.1	
All the time	48.1	36.7	28.5	26.1	36.2	
N of Valid	2359	2216	1838	1493	7906	
N of Miss	438	539	367	269	1613	

Table 241: How many brothers and sisters, including stepbrothers and stepsisters, do you have that are younger than you?

Response	6	8	10	12	Total	
0	32.9	31.8	31.8	31.2	32.0	
1	28.8	28.0	27.6	30.9	28.7	
2	15.7	15.6	16.6	15.7	15.9	
3	10.2	10.1	8.7	10.2	9.8	
4	4.7	6.3	6.0	4.4	5.4	
5	2.7	3.0	3.0	2.8	2.9	
6 or more	5.1	5.2	6.3	4.8	5.3	
N of Valid	2316	2192	1824	1486	7818	
N of Miss	472	559	379	273	1683	

Table 242: How many brothers and sisters, including stepbrothers and stepsisters, do you have that are older than you?

Response	6	8	10	12	Total	
0	28.8	30.1	34.4	34.1	31.5	
1	26.3	26.7	27.2	26.6	26.7	
2	18.3	17.0	16.9	15.7	17.1	
3	10.7	10.4	8.3	10.7	10.0	
4	6.0	5.5	4.7	5.7	5.5	
5	3.9	4.2	3.0	3.0	3.6	
6 or more	5.9	6.0	5.5	4.3	5.5	
N of Valid	2350	2207	1833	1491	7881	
N of Miss	444	546	370	270	1630	

Table 243: Have you changed homes in the past year (the last 12 months)?



Response	6	8	10	12	Total	
No	70.4	74.0	74.6	74.5	73.2	
Yes	29.6	26.0	25.4	25.5	26.8	
N of Valid	2338	2204	1834	1487	7863	
N of Miss	459	551	373	275	1658	

Table 244: How many times have you changed homes since kindergarten?






Response	6	8	10	12	Total	
Never	33.5	28.8	23.4	23.7	28.0	
1 or 2 times	31.1	30.2	28.4	28.8	29.8	
3 or 4 times	19.2	20.1	22.7	20.1	20.4	
5 or 6 times	8.9	10.5	10.9	12.8	10.5	
7 or more times	7.3	10.5	14.6	14.6	11.3	
N of Valid	2314	2191	1832	1485	7822	
N of Miss	479	562	374	277	1692	

Table 245: Have you changed schools (including changing from elementary to middle and middle to high school) in the past year?



Response	6	8	10	12	Total	
No	64.5	64.8	63.7	81.6	67.7	
Yes	35.5	35.2	36.3	18.4	32.3	
N of Valid	2314	2174	1818	1482	7788	
N of Miss	479	581	387	279	1726	

Table 246: How many times have you changed schools since kindergarten (including changing from elementary to middle and middle to high school)?






Response	6	8	10	12	Total	
Never	34.8	26.0	25.8	29.9	29.3	
1 or 2 times	37.8	33.7	25.8	23.4	31.1	
3 or 4 times	17.5	23.9	27.7	25.7	23.2	
5 or 6 times	6.2	9.1	11.7	12.4	9.4	
7 or more times	3.8	7.3	9.0	8.6	6.9	
N of Valid	2325	2184	1815	1480	7804	
N of Miss	471	570	388	279	1708	

Table 247: Has anyone in your family ever had severe alcohol or drug problems?



Response	6	8	10	12	Total	
No	70.4	65.2	55.2	49.8	61.5	
Yes	29.6	34.8	44.8	50.2	38.5	
N of Valid	2310	2174	1822	1479	7785	
N of Miss	486	580	384	283	1733	

Table 248: About how many adults (over 21) have you known personally who in the past year have: used marijuana, crack, cocaine, or other drugs?






Response	6	8	10	12	Total	
0	76.5	66.0	51.3	44.9	61.7	
1	11.6	14.0	13.5	15.4	13.4	
2	6.0	7.7	11.3	13.0	9.0	
3-4	2.5	4.8	9.4	10.5	6.2	
5+	3.3	7.6	14.6	16.3	9.6	
N of Valid	2307	2168	1803	1464	7742	
N of Miss	488	583	402	295	1768	

Table 249: About how many adults (over 21) have you known personally who in the past year have: sold or dealt drugs?






Response	6	8	10	12	Total	
0	86.0	77.6	63.8	59.8	73.5	
1	7.7	8.5	12.0	12.6	9.9	
2	3.1	5.5	8.7	10.4	6.5	
3-4	1.3	3.6	6.2	7.0	4.2	
5+	1.9	4.7	9.4	10.2	6.0	
N of Valid	2299	2165	1802	1464	7730	
N of Miss	498	590	404	298	1790	

Table 250: About how many adults (over 21) have you known personally who in the past year have: done other things that could get them in trouble with the police, like stealing, selling stolen goods, mugging or assaulting others, etc.?






Response	6	8	10	12	Total	
0	79.8	71.5	62.1	59.5	69.5	
1	11.9	12.6	12.4	13.4	12.5	
2	4.0	6.0	8.0	9.1	6.5	
3-4	2.0	4.0	6.5	6.6	4.5	
5+	2.3	5.9	11.0	11.4	7.1	
N of Valid	2302	2171	1806	1465	7744	
N of Miss	495	584	401	297	1777	

Table 251: About how many adults (over 21) have you known personally who in the past year have: gotten drunk or high?






Response	6	8	10	12	Total	
0	60.4	46.0	33.8	27.7	43.9	
1	20.2	19.0	16.0	14.2	17.8	
2	7.8	10.8	11.5	12.5	10.4	
3-4	4.3	8.3	10.4	12.7	8.4	
5+	7.4	15.9	28.3	32.9	19.5	
N of Valid	2298	2169	1805	1467	7739	
N of Miss	499	584	400	295	1778	

Table 252: Have you seen or heard information about underage drinking in the past 12 months from the following sources? Radio



Response	6	8	10	12	Total	
No	51.2	46.8	45.1	43.1	47.0	
Yes	48.8	53.2	54.9	56.9	53.0	
N of Valid	2303	2147	1791	1449	7690	
N of Miss	491	605	415	313	1824	

Table 253: Have you seen or heard information about underage drinking in the past 12 months from the following sources? TV.



Response	6	8	10	12	Total	
No	24.5	23.8	22.2	24.2	23.7	
Yes	75.5	76.2	77.8	75.8	76.3	
N of Valid	2304	2150	1790	1448	7692	
N of Miss	493	605	417	314	1829	

Table 254: Have you seen or heard information about underage drinking in the past 12 months from the following sources? Print. This includes information on underage drinking you may have seen in the newspaper, on a billboard, in pamphlets, on stickers, etc.



Response	6	8	10	12	Total	
No	44.2	43.3	40.4	40.9	42.5	
Yes	55.8	56.7	59.6	59.1	57.5	
N of Valid	2288	2145	1783	1451	7667	
N of Miss	509	606	423	311	1849	

Table 255: Have you seen or heard information about underage drinking in the past 12 months from the following sources? Website or social media? (Facebook, Myspace, website, etc.)



Response	6	8	10	12	Total	
No	48.7	41.7	37.3	38.0	42.1	
Yes	51.3	58.3	62.7	62.0	57.9	
N of Valid	2288	2147	1783	1444	7662	
N of Miss	508	607	421	318	1854	

Table 256: The next questions ask about your opinions of the information you saw or heard. If you have seen or heard more than one ad, please think about your favorite ad when answering these questions. The information about underage drinking that I saw or heard was convincing.

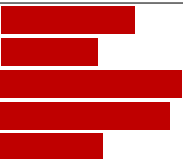
Response	6	8	10	12	Total	
NO!	26.1	17.6	17.1	15.1	19.5	
no	5.4	12.8	19.5	18.9	13.4	
yes	16.2	29.7	32.7	35.3	27.4	
YES!	32.8	25.2	20.8	19.9	25.4	
I have not seen or heard any ads about underage drinking in the past 12 months.	19.5	14.7	9.9	10.8	14.2	
N of Valid	2247	2109	1776	1440	7572	
N of Miss	547	643	427	321	1938	

Table 257: The next questions ask about your opinions of the information you saw or heard. If you have seen or heard more than one ad, please think about your favorite ad when answering these questions. The information about underage drinking that I saw or heard grabbed my attention.

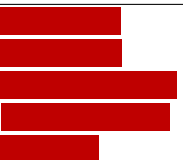
Response	6	8	10	12	Total	
NO!	21.8	16.1	15.7	14.2	17.3	
no	8.4	18.5	22.8	23.2	17.4	
yes	18.1	26.2	31.7	33.6	26.5	
YES!	33.5	24.9	20.3	18.6	25.2	
I have not seen or heard any ads about underage drinking in the past 12 months.	18.2	14.3	9.5	10.3	13.6	
N of Valid	2239	2104	1781	1433	7557	
N of Miss	555	648	425	328	1956	

Table 258: The next questions ask about your opinions of the information you saw or heard. If you have seen or heard more than one ad, please think about your favorite ad when answering these questions. The information about underage drinking that I saw or heard said something important to me.

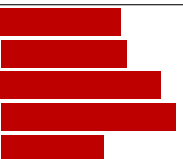
Response	6	8	10	12	Total	
NO!	19.8	16.7	16.4	15.4	17.3	
no	7.9	17.7	24.7	26.6	18.1	
yes	16.9	24.7	27.6	29.1	23.9	
YES!	35.8	25.6	21.5	18.5	26.3	
I have not seen or heard any ads about underage drinking in the past 12 months.	19.6	15.4	9.8	10.5	14.4	
N of Valid	2235	2101	1779	1435	7550	
N of Miss	557	654	428	327	1966	

Table 259: The next questions ask about your opinions of the information you saw or heard. If you have seen or heard more than one ad, please think about your favorite ad when answering these questions. Seeing or hearing this information about underage drinking made me want to stop or decrease my drinking.










Response	6	8	10	12	Total	
NO!	22.9	20.1	19.7	19.8	20.7	
no	3.1	11.9	20.5	23.6	13.8	
yes	6.3	16.4	20.8	22.9	15.9	
YES!	32.7	26.3	23.8	19.5	26.2	
I have not seen or heard any ads about underage drinking in the past 12 months.	35.0	25.3	15.2	14.2	23.4	
N of Valid	2028	1998	1727	1421	7174	
N of Miss	762	754	477	340	2333	

Table 260: How honest were you in filling out this survey?

Response	6	8	10	12	Total	
I was very honest	87.1	82.8	80.7	81.5	83.4	
I was honest pretty much of the time	11.1	13.7	15.9	13.9	13.5	
I was honest some of the time	1.3	2.4	2.3	3.7	2.3	
I was honest once in a while	0.4	1.1	1.1	0.9	0.9	
I was not honest at all	0.0	0.0	0.0	0.0	0.0	
N of Valid	2307	2157	1809	1479	7752	
N of Miss	482	596	396	283	1757	