

2015 APNA

Arkansas Prevention Needs Assessment Student Survey

Region 3
Tables

**Arkansas Department of Human Services
Division of Behavioral Health Services
Prevention Services**

Conducted by International Survey Associates dba Pride Surveys

Contents

1	INTRODUCTION	11
2	PERCENTAGE TABLES	16

List of Tables

1	Sex	17
2	Age	17
3	Are you Hispanic or Latino?	17
4	What is your race? Black or African American	18
5	What is your race? Asian	18
6	What is your race? American Indian	18
7	What is your race? Alaska Native	18
8	What is your race? White	19
9	What is your race? Native Hawaiian or Other Pacific Islander	19
10	What is your race? Other	19
11	What is the highest level of schooling completed by your mother or father?	20
12	Think of where you live most of the time. Which of the following people live there with you? Mother	20
13	Think of where you live most of the time. Which of the following people live there with you? Stepmother	20
14	Think of where you live most of the time. Which of the following people live there with you? Foster Mother	21
15	Think of where you live most of the time. Which of the following people live there with you? Grandmother	21
16	Think of where you live most of the time. Which of the following people live there with you? Aunt	21
17	Think of where you live most of the time. Which of the following people live there with you? Father	21
18	Think of where you live most of the time. Which of the following people live there with you? Stepfather	22
19	Think of where you live most of the time. Which of the following people live there with you? Foster Father	22
20	Think of where you live most of the time. Which of the following people live there with you? Grandfather	22
21	Think of where you live most of the time. Which of the following people live there with you? Uncle	22
22	Think of where you live most of the time. Which of the following people live there with you? Other Adults	23
23	Think of where you live most of the time. Which of the following people live there with you? Brother(s)	23
24	Think of where you live most of the time. Which of the following people live there with you? Stepbrother(s)	23
25	Think of where you live most of the time. Which of the following people live there with you? Sister(s)	23
26	Think of where you live most of the time. Which of the following people live there with you? Stepsister(s)	24

27	Think of where you live most of the time. Which of the following people live there with you? Other Children	24
28	In my school, students have lots of chances to help decide things like class activities and rules.	24
29	Teachers ask me to work on special classroom projects.	24
30	My teacher(s) notices when I am doing a good job and lets me know about it.	25
31	There are lots of chances for students in my school to get involved in sports, clubs, and other school activities outside of class.	25
32	There are lots of chances for students in my school to talk with a teacher one-on-one.	25
33	I feel safe at my school.	26
34	The school lets my parents know when I have done something well.	26
35	My teachers praise me when I work hard in school.	26
36	Are your school grades better than the grades of most students in your class?	27
37	I have lots of chances to be part of class discussions or activities.	27
38	Now thinking back over the past year in school, how often did you: enjoy being in school?	27
39	Now thinking back over the past year in school, how often did you: hate being in school?	28
40	Now thinking back over the past year in school, how often did you: try to do your best work in school?	28
41	How often do you feel that the school work you are assigned is meaningful and important?	28
42	Putting them all together, what were your grades like last year?	29
43	How important do you think the things you are learning in school are going to be for your later life?	29
44	Do your parents care about your skipping or cutting school?	29
45	During the LAST FOUR WEEKS how many whole days of school have you missed because you skipped or 'cut'?	30
46	What are the chances you would be seen as cool if you: smoked cigarettes?	30
47	What are the chances you would be seen as cool if you: worked hard at school?	30
48	What are the chances you would be seen as cool if you: began drinking alcoholic beverages regularly, that is, at least once or twice a month?	31
49	What are the chances you would be seen as cool if you: defended someone who was being bullied?	31
50	What are the chances you would be seen as cool if you: smoked marijuana?	31
51	What are the chances you would be seen as cool if you: carried a handgun?	32

52	What are the chances you would be seen as cool if you: used e-cigarettes, e-cigars or e-hookahs?	32
53	What are the chances you would be seen as cool if you: bullied someone or cyber bullied someone?	32
54	Think of your four best friends (the friends you feel closest to). In the past year (12 months), how many of your best friends have: participated in clubs, organizations or activities at school?	33
55	Think of your four best friends (the friends you feel closest to). In the past year (12 months), how many of your best friends have: smoked cigarettes?	33
56	Think of your four best friends (the friends you feel closest to). In the past year (12 months), how many of your best friends have: tried beer, wine or hard liquor (for example, vodka, whiskey, or gin) when their parents didn't know about it?	33
57	Think of your four best friends (the friends you feel closest to). In the past year (12 months), how many of your best friends have: used e-cigarettes, e-cigars, or e-hookahs?	34
58	Think of your four best friends (the friends you feel closest to). In the past year (12 months), how many of your best friends have: used marijuana?	34
59	Think of your four best friends (the friends you feel closest to). In the past year (12 months), how many of your best friends have: used prescription drugs or non-prescription drugs for the purpose of getting high?	34
60	Think of your four best friends (the friends you feel closest to). In the past year (12 months), how many of your best friends have: used synthetic marijuana (K2, spice) or bath salts?	35
61	Think of your four best friends (the friends you feel closest to). In the past year (12 months), how many of your best friends have: used LSD, cocaine, amphetamines, or other illegal drugs?	35
62	Think of your four best friends (the friends you feel closest to). In the past year (12 months), how many of your best friends have: been bullied?	35
63	Think of your four best friends (the friends you feel closest to). In the past year (12 months), how many of your best friends have: been suspended from school?	36
64	Think of your four best friends (the friends you feel closest to). In the past year (12 months), how many of your best friends have: carried a handgun?	36
65	Think of your four best friends (the friends you feel closest to). In the past year (12 months), how many of your best friends have: sold illegal drugs?	36
66	Think of your four best friends (the friends you feel closest to). In the past year (12 months), how many of your best friends have: regularly attended religious services?	37

67	Think of your four best friends (the friends you feel closest to). In the past year (12 months), how many of your best friends have: stolen or tried to steal a motor vehicle such as a car or motorcycle?	37
68	Think of your four best friends (the friends you feel closest to). In the past year (12 months), how many of your best friends have: been arrested?	37
69	Think of your four best friends (the friends you feel closest to). In the past year (12 months), how many of your best friends have: dropped out of school?	38
70	Think of your four best friends (the friends you feel closest to). In the past year (12 months), how many of your best friends have: been members of a gang?	38
71	How old were you when you first: smoked marijuana?	38
72	How old were you when you first: smoked a cigarette, even just a puff?	39
73	How old were you when you first: had more than a sip or two of beer, wine or hard liquor (for example, vodka, whiskey, or gin)?	39
74	How old were you when you first: began drinking alcoholic beverages regularly, that is, at least once or twice a month?	40
75	How old were you when you first: used Daztrex?	40
76	How old were you when you first: got suspended from school?	41
77	How old were you when you first: got arrested?	41
78	How old were you when you first: carried a handgun?	42
79	How old were you when you first: used e-cigarettes, e-cigars, or e-hookahs?	42
80	How old were you when you first: belonged to a gang?	43
81	How old were you when you first: used prescription drugs not prescribed to you?	43
82	How wrong do you think it is for someone your age to: take a handgun to school?	44
83	How wrong do you think it is for someone your age to: steal anything?	44
84	How wrong do you think it is for someone your age to: pick a fight with someone?	44
85	How wrong do you think it is for someone your age to: attack someone with the idea of seriously hurting them?	45
86	How wrong do you think it is for someone your age to: stay away from school all day when their parents think they are at school?	45
87	How wrong do you think it is for someone your age to: drink beer, wine or hard liquor (for example, vodka, whiskey, or gin) regularly?	45
88	How wrong do you think it is for someone your age to: smoke cigarettes?	46
89	How wrong do you think it is for someone your age to: smoke marijuana?	46

90	How wrong do you think it is for someone your age to: use prescription drugs or non-prescription drugs for the purpose of getting high?	46
91	How wrong do you think it is for someone your age to: use synthetic marijuana (K2, spice) or bath salts?	47
92	How wrong do you think it is for someone your age to: use LSD, cocaine, amphetamines or another illegal drug?	47
93	How wrong do you think it is for someone your age to: use e-cigarettes, e-cigars or e-hookahs?	47
94	At school during the past 12 months, did you receive help from the resource teacher, speech therapist or other special education teacher?	48
95	How many times in the past year (12 months) have you: been suspended from school?	48
96	How many times in the past year (12 months) have you: carried a handgun?	48
97	How many times in the past year (12 months) have you: sold illegal drugs?	49
98	How many times in the past year (12 months) have you: stolen or tried to steal a motor vehicle such as a car or motorcycle?	49
99	How many times in the past year (12 months) have you: participated in clubs, organizations or activities at school?	50
100	How many times in the past year (12 months) have you: been arrested?	50
101	How many times in the past year (12 months) have you: attacked someone with the idea of seriously hurting them?	51
102	How many times in the past year (12 months) have you: been drunk or high at school?	51
103	How many times in the past year (12 months) have you: taken a handgun to school?	52
104	Are you currently on probation, or assigned a probation officer with Juvenile Court?	52
105	Have you ever belonged to a gang?	52
106	If you have ever belonged to a gang, did that gang have a name?	53
107	You are at a party at someone's house, and one of your friends offers you a drink containing alcohol. What would you say or do?	53
108	How often do you attend religious services or activities?	53
109	I think sometimes it's okay to cheat at school.	54
110	It is important to think before you act.	54
111	Sometimes I think that life is not worth it.	54
112	At times I think I am no good at all.	55
113	All in all, I am inclined to think that I am a failure.	55
114	In the past year, have you felt depressed or sad MOST days, even if you felt okay sometimes?	55
115	It is all right to beat up people if they start the fight.	56
116	I think it is okay to take something without asking if you can get away with it.	56

117	Where do you get the most information about living a drug and alcohol free life? Parents/guardians	56
118	Where do you get the most information about living a drug and alcohol free life? Friends	57
119	Where do you get the most information about living a drug and alcohol free life? Family members	57
120	Where do you get the most information about living a drug and alcohol free life? School	57
121	Where do you get the most information about living a drug and alcohol free life? Internet	58
122	Where do you get the most information about living a drug and alcohol free life? TV	58
123	Where do you get the most information about living a drug and alcohol free life? Social media	58
124	How much do you think people risk harming themselves (physically or in other ways) if they: smoked one or more packs of cigarettes per day?	59
125	How much do you think people risk harming themselves (physically or in other ways) if they: try marijuana once or twice?	59
126	How much do you think people risk harming themselves (physically or in other ways) if they: smoke marijuana once or twice a week?	59
127	How much do you think people risk harming themselves (physically or in other ways) if they: take one or two drinks of an alcoholic beverage (beer, wine, liquor) nearly every day?	60
128	How much do you think people risk harming themselves (physically or in other ways) if they: have five or more drinks of an alcoholic beverage once or twice a weekend?	60
129	How much do you think people risk harming themselves (physically or in other ways) if they: use prescription drugs that are not prescribed to them?	60
130	How much do you think people risk harming themselves (physically or in other ways) if they: use non-prescription drugs to get high?	61
131	How much do you think people risk harming themselves (physically or in other ways) if they: use e-cigarettes, e-cigars, or e-hookahs?	61
132	Have you ever used smokeless tobacco (chew, snuff, plug, dipping tobacco, or chewing tobacco)?	61
133	How often have you used smokeless tobacco during the past 30 days?	62
134	Have you ever smoked cigarettes?	62
135	How frequently have you smoked cigarettes during the past 30 days?	62
136	Which statement best describes rules about smoking inside your home or your family cars?	63
137	Have you ever used e-cigarettes, e-cigars, or e-hookahs?	63
138	How frequently have you used e-cigarettes, e-cigars, or e-hookahs?	64
139	During this school year, were you taught in any of your classes about the dangers of tobacco use?	64

140	During the past 12 months, have you participated in any community activities to discourage people your age from using cigarettes, chewing tobacco, snuff, dip or cigars, e-cigarettes, e-cigars, or e-hookahs?	64
141	Think back over the last two weeks. How many times have you had five or more alcoholic drinks in a row?	65
142	During the past 30 days, how many times did you ride in a car or other vehicle driven by someone who had been drinking alcohol or using drugs to get high?	65
143	During the past 30 days, how many times did you drive a car or other vehicle when you had been drinking alcohol or using drugs to get high?	65
144	If you drank alcohol (not just a sip or taste) in the past year, how did you usually get it?	66
145	If you drank alcohol (not just a sip or taste) in the past year, where did you usually drink it?	66
146	How do you feel about someone your age having one or two drinks of an alcoholic beverage nearly every day?	67
147	On how many occasions have you had alcoholic beverages (beer, wine or hard liquor) to drink in your lifetime - more than just a few sips?	67
148	On how many occasions have you drunk one or more drinks of an alcoholic beverage during the past 30 days?	67
149	On how many occasions have you used marijuana (grass, pot) or hashish (hash, hash oil) in your lifetime?	68
150	On how many occasions have you used marijuana (grass, pot) or hashish (hash, hash oil) during the past 30 days?	68
151	On how many occasions have you used LSD or other psychedelics in your lifetime?	68
152	On how many occasions have you used LSD or other psychedelics during the past 30 days?	69
153	On how many occasions have you used cocaine or crack in your lifetime?	69
154	On how many occasions have you used cocaine or crack during the past 30 days?	69
155	On how many occasions have you sniffed glue, breathed the contents of an aerosol spray can, or inhaled other gases or sprays, in order to get high in your lifetime?	70
156	On how many occasions have you sniffed glue, breathed the contents of an aerosol spray can, or inhaled other gases or sprays, in order to get high during the past 30 days?	70
157	On how many occasions have you used Daztrex in your lifetime?	71
158	On how many occasions have you used Daztrex during the past 30 days?	71
159	On how many occasions have you used synthetic marijuana (K2, spice) in your lifetime?	71

160	On how many occasions have you used synthetic marijuana (K2, spice) during the past 30 days?	72
161	On how many occasions have you used methamphetamines (meth, speed, crank, crystal meth) in your lifetime?	72
162	On how many occasions have you used methamphetamines (meth, speed, crank, crystal meth) in the past 30 days?	72
163	On how many occasions have you used other chemical products (bath salts, plant food, etc.) in your lifetime?	73
164	On how many occasions have you used other chemical products (bath salts, plant food, etc.) during the past 30 days?	73
165	On how many occasions have you used heroin or other opiates in your lifetime?	73
166	On how many occasions have you used heroin or other opiates during the past 30 days?	74
167	On how many occasions have you used MDMA ('X', 'E', or ecstasy) in your lifetime?	74
168	On how many occasions have you used MDMA ('X', 'E', or ecstasy) during the past 30 days?	74
169	On how many occasions have you taken prescription drugs (such as Valium, Xanax, Ritalin, Adderall, OxyContin, Darvocet, or sleeping pills) not prescribed to you in your lifetime?	75
170	On how many occasions have you taken prescription drugs (such as Valium, Xanax, Ritalin, Adderall, OxyContin, Darvocet, or sleeping pills) not prescribed to you during the past 30 days?	75
171	On how many occasions have you taken non-prescription medicines such as diet pills (for example, Dietac, Dexatrim or Prolamine), stay-awake pills (for example No-Doz, Vivarin, or Wake), or cough or cold medicines (robos, DXM, etc.) to get high in your lifetime?	76
172	On how many occasions have you taken non-prescription medicines such as diet pills (for example, Dietac, Dexatrim or Prolamine), stay-awake pills (for example No-Doz, Vivarin, or Wake), or cough or cold medicines (robos, DXM, etc.) to get high during the past 30 days?	76
173	On how many occasions have you been drunk or very high from drinking alcoholic beverages during the past 30 days?	77
174	On how many occasions have you drunk flavored alcoholic beverages, sometimes called 'alcopops' (like Mike's Hard Lemonade, Smirnoff Ice, Bacardi Breezers, etc.) in your lifetime?	77
175	On how many occasions have you drunk flavored alcoholic beverages, sometimes called 'alcopops' (like Mike's Hard Lemonade, Smirnoff Ice, Bacardi Breezers, etc.) during the past 30 days?	78
176	If you used prescription drugs or over the counter drugs without a doctor telling you to use it or for the purpose of getting high, where did you get these drugs? - Did not use	78

177	If you used prescription drugs or over the counter drugs without a doctor telling you to use it or for the purpose of getting high, where did you get these drugs? - Bought or took from store or shop	78
178	If you used prescription drugs or over the counter drugs without a doctor telling you to use it or for the purpose of getting high, where did you get these drugs? - Got from parents with permission	79
179	If you used prescription drugs or over the counter drugs without a doctor telling you to use it or for the purpose of getting high, where did you get these drugs? - Got from home without permission	79
180	If you used prescription drugs or over the counter drugs without a doctor telling you to use it or for the purpose of getting high, where did you get these drugs? - Got from relative with permission	79
181	If you used prescription drugs or over the counter drugs without a doctor telling you to use it or for the purpose of getting high, where did you get these drugs? - Got from relative without permission	79
182	If you used prescription drugs or over the counter drugs without a doctor telling you to use it or for the purpose of getting high, where did you get these drugs? - Got from friend's home with permission	80
183	If you used prescription drugs or over the counter drugs without a doctor telling you to use it or for the purpose of getting high, where did you get these drugs? - Got from friend's home without permission	80
184	If you used prescription drugs or over the counter drugs without a doctor telling you to use it or for the purpose of getting high, where did you get these drugs? - Got from friend at school	80
185	If you used prescription drugs or over the counter drugs without a doctor telling you to use it or for the purpose of getting high, where did you get these drugs? - Got from friend at party	80
186	If you used prescription drugs or over the counter drugs without a doctor telling you to use it or for the purpose of getting high, where did you get these drugs? - Got from friend, elsewhere	81
187	If you used prescription drugs or over the counter drugs without a doctor telling you to use it or for the purpose of getting high, where did you get these drugs? - Got from internet sale	81
188	During the last month, about how many marijuana cigarettes, or the equivalent, did you smoke a day, on the average?	81
189	How wrong do your friends feel it would be for YOU to: have one or two drinks of an alcoholic beverage nearly every day?	82
190	How wrong do your friends feel it would be for YOU to: smoke tobacco?	82
191	How wrong do your friends feel it would be for YOU to: smoke marijuana?	82
192	How wrong do your friends feel it would be for YOU to: use prescription drugs not prescribed to you?	83
193	How wrong would most adults (over 21) in your neighborhood think it is for kids your age: to use marijuana?	83

194	How wrong would most adults (over 21) in your neighborhood think it is for kids your age: to drink alcohol?	83
195	How wrong would most adults (over 21) in your neighborhood think it is for kids your age: to smoke cigarettes?	84
196	How much do each of the following statements describe your neighborhood? crime and/or drug selling	84
197	How much do each of the following statements describe your neighborhood? fights	84
198	How much do each of the following statements describe your neighborhood? lots of empty or abandoned buildings	85
199	How much do each of the following statements describe your neighborhood? lots of graffiti	85
200	I feel safe in my neighborhood.	85
201	If a kid smoked marijuana in your neighborhood would he or she be caught by the police?	86
202	If a kid drank some beer, wine or hard liquor (for example, vodka, whiskey, or gin) in your neighborhood would he or she be caught by the police?	86
203	If a kid carried a handgun in your neighborhood would he or she be caught by the police?	86
204	If you wanted to get some cigarettes, how easy would it be for you to get some?	87
205	If you wanted to get some beer, wine or hard liquor (for example, vodka, whiskey, or gin), how easy would it be for you to get some?	87
206	If you wanted to get a drug like cocaine, LSD, or amphetamines, how easy would it be for you to get some?	87
207	If you wanted to get a handgun, how easy would it be for you to get one?	88
208	If you wanted to get some marijuana, how easy would it be for you to get some?	88
209	If you wanted to get prescription drugs for the purpose of getting high, how easy would it be for you to get some?	88
210	If you wanted to get synthetic marijuana such as K2 or chemical products such as bath salts to get high, how easy would it be for you to get some?	89
211	If you wanted to get steroids to use or to enhance athletic performance, how easy would it be for you to get some?	89
212	If you wanted to get e-cigarettes, e-cigars, or e-hookahs, how easy would it be for you to get some?	89
213	During the past 12 months, have you participated in any alcohol prevention programs or seen any alcohol prevention messages in your school or community? Yes, a school-based program focused on preventing underage drinking and/or drinking and driving.	90

214	During the past 12 months, have you participated in any alcohol prevention programs or seen any alcohol prevention messages in your school or community? Yes, a community-based program focused on preventing underage drinking and/or drinking and driving (for example, through your church or temple or through youth groups like Boys and Girls Club or 4-H).	90
215	During the past 12 months, have you participated in any alcohol prevention programs or seen any alcohol prevention messages in your school or community? Yes, a media campaign addressing underage drinking and/or drinking and driving (for example, newspaper ads, posters, pamphlets, radio, TV).	90
216	During the past 12 months, have you participated in any alcohol prevention programs or seen any alcohol prevention messages in your school or community? No	90
217	How wrong do your parents feel it would be for YOU to: have one or two drinks of an alcoholic beverage nearly every day?	91
218	How wrong do your parents feel it would be for YOU to: smoke tobacco?	91
219	How wrong do your parents feel it would be for YOU to: smoke marijuana?	91
220	How wrong do your parents feel it would be for YOU to: use prescription drugs not prescribed to you?	92
221	How wrong do your parents feel it would be for YOU to: steal something worth more than \$5?	92
222	How wrong do your parents feel it would be for YOU to: draw graffiti, write things, or draw pictures on buildings or other property (without the owner's permission)?	92
223	How wrong do your parents feel it would be for YOU to: pick a fight with someone?	93
224	During the past 12 months, have you talked with at least one of your parents about the dangers of underage drinking and/or drinking and driving? By parents, we mean either your biological parents, adoptive parents, stepparents, or adult guardians - whether or not they live with you.	93
225	The rules in my family are clear.	93
226	People in my family have serious arguments about the same things, and often insult or yell at each other.	94
227	When I am not at home, one of my parents knows where I am and who I am with.	94
228	My family has clear rules about alcohol and drug use.	94
229	If you skipped school would you be caught by your parents?	95
230	My parents ask if I've gotten my homework done.	95
231	Would your parents know if you did not come home on time?	95
232	Do you know how to properly dispose of leftover prescription drugs?	96

233	Have any of your brothers or sisters ever: drunk beer, wine or hard liquor (for example, vodka, whiskey or gin)?	96
234	Have any of your brothers or sisters ever: smoked marijuana?	96
235	Have any of your brothers or sisters ever: smoked cigarettes?	96
236	Have any of your brothers or sisters ever: taken a handgun to school? .	97
237	Have any of your brothers or sisters ever: been suspended or expelled from school?	97
238	Have any of your brothers or sisters ever: used e-cigarettes, e-cigars or e-hookahs?	97
239	Have any of your brothers or sisters ever: used prescription drugs not prescribed to him/her?	97
240	Have you changed homes in the past year (the last 12 months)? . . .	98
241	How many times have you changed homes since kindergarten?	98
242	Have you changed schools (including changing from elementary to middle and middle to high school) in the past year?	98
243	How many times have you changed schools since kindergarten (including changing from elementary to middle and middle to high school)?	99
244	Has anyone in your family ever had severe alcohol or drug problems? .	99
245	About how many adults (over 21) have you known personally who in the past year have: used marijuana, crack, cocaine, or other drugs? .	99
246	About how many adults (over 21) have you known personally who in the past year have: sold or dealt drugs?	100
247	About how many adults (over 21) have you known personally who in the past year have: done other things that could get them in trouble with the police, like stealing, selling stolen goods, mugging or assaulting others, etc.?	100
248	About how many adults (over 21) have you known personally who in the past year have: gotten drunk or high?	100
249	Have you seen or heard information about underage drinking in the past 12 months from the following sources? Radio	101
250	Have you seen or heard information about underage drinking in the past 12 months from the following sources? TV.	101
251	Have you seen or heard information about underage drinking in the past 12 months from the following sources? Print. This includes information on underage drinking you may have seen in the newspaper, on a billboard, in pamphlets, on stickers, etc.	101
252	Have you seen or heard information about underage drinking in the past 12 months from the following sources? Website or social media? (Facebook, Myspace, website, etc.)	101
253	The next questions ask about your opinions of the information you saw or heard. If you have seen or heard more than one ad, please think about your favorite ad when answering these questions. The information about underage drinking that I saw or heard was convincing.	102

254	The next questions ask about your opinions of the information you saw or heard. If you have seen or heard more than one ad, please think about your favorite ad when answering these questions. The information about underage drinking that I saw or heard grabbed my attention.	102
255	The next questions ask about your opinions of the information you saw or heard. If you have seen or heard more than one ad, please think about your favorite ad when answering these questions. The information about underage drinking that I saw or heard said something important to me.	102
256	The next questions ask about your opinions of the information you saw or heard. If you have seen or heard more than one ad, please think about your favorite ad when answering these questions. Seeing or hearing this information about underage drinking made me want to stop or decrease my drinking.	103
257	How honest were you in filling out this survey?	103

List of Figures

1	Grade Chart	12
2	Gender Chart	13
3	Age Chart	14
4	Ethnic Origin Chart	15

1 INTRODUCTION

This report was generated from data collected on the *2015 Arkansas Prevention Needs Assessment Student Survey*. This report contains basic frequency tables of all data collected and graphs on the selected demographic variables of grade, gender, age and ethnic origin. The graph on ethnic origin is represented as a bar chart rather than as a pie chart. This is because students were allowed to mark more than one response for ethnic origin as opposed to being allowed to mark only one response. The bars represent the percent of students who marked each of the ethnic categories.

Questions regarding the information found in this report can be directed to:

Pride Surveys

2140 Newmarket Parkway Suite 116 Marietta, GA 30067 1-800-279-6361
www.pridesurveys.com

Grade Chart

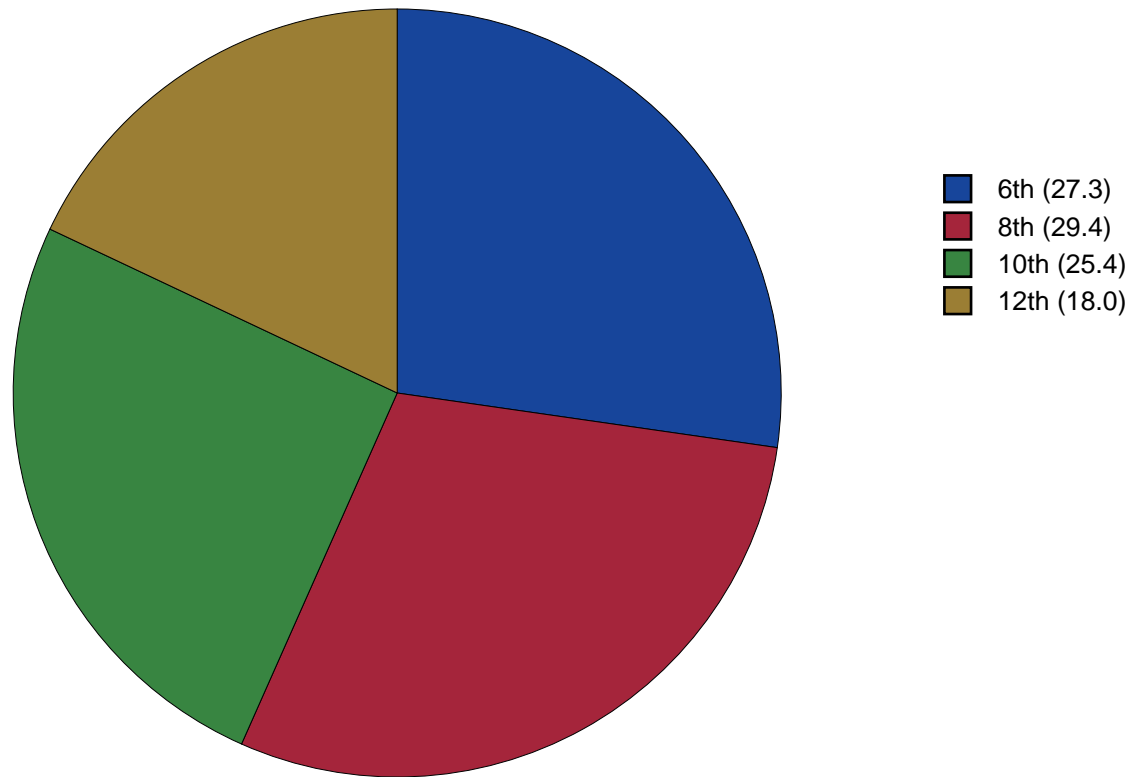


Figure 1: Grade Chart

Gender Chart

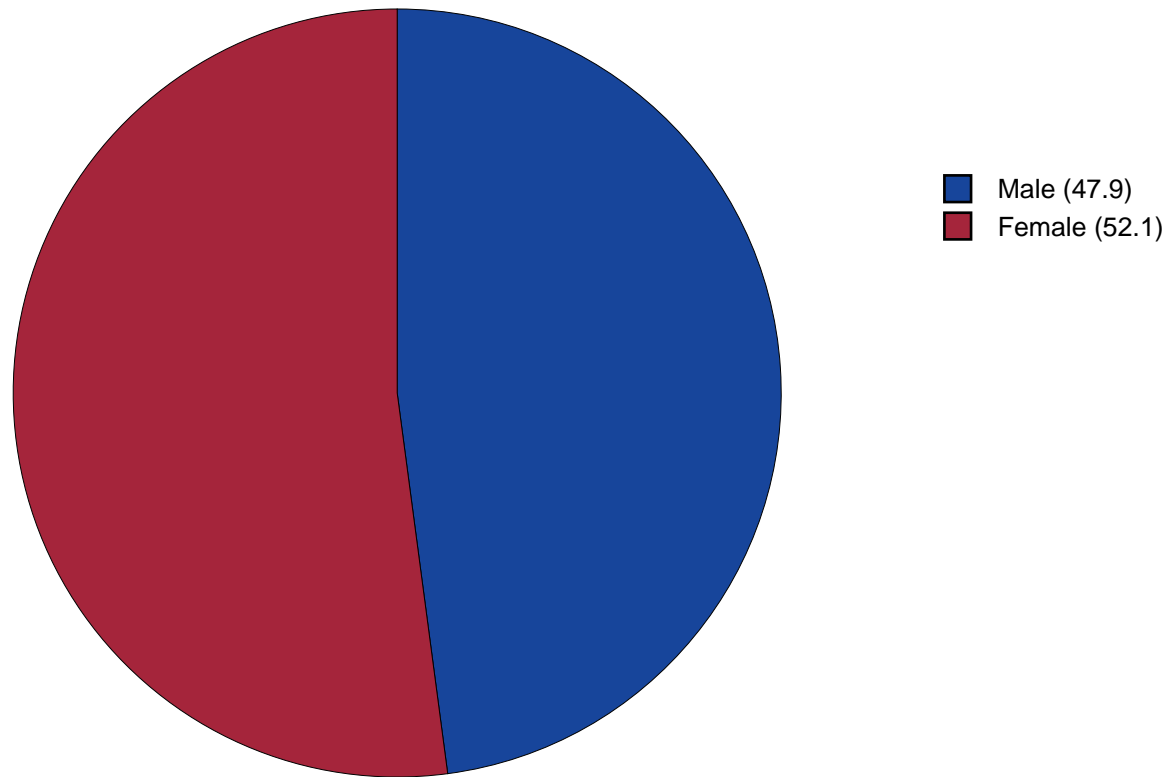


Figure 2: Gender Chart

Age Chart

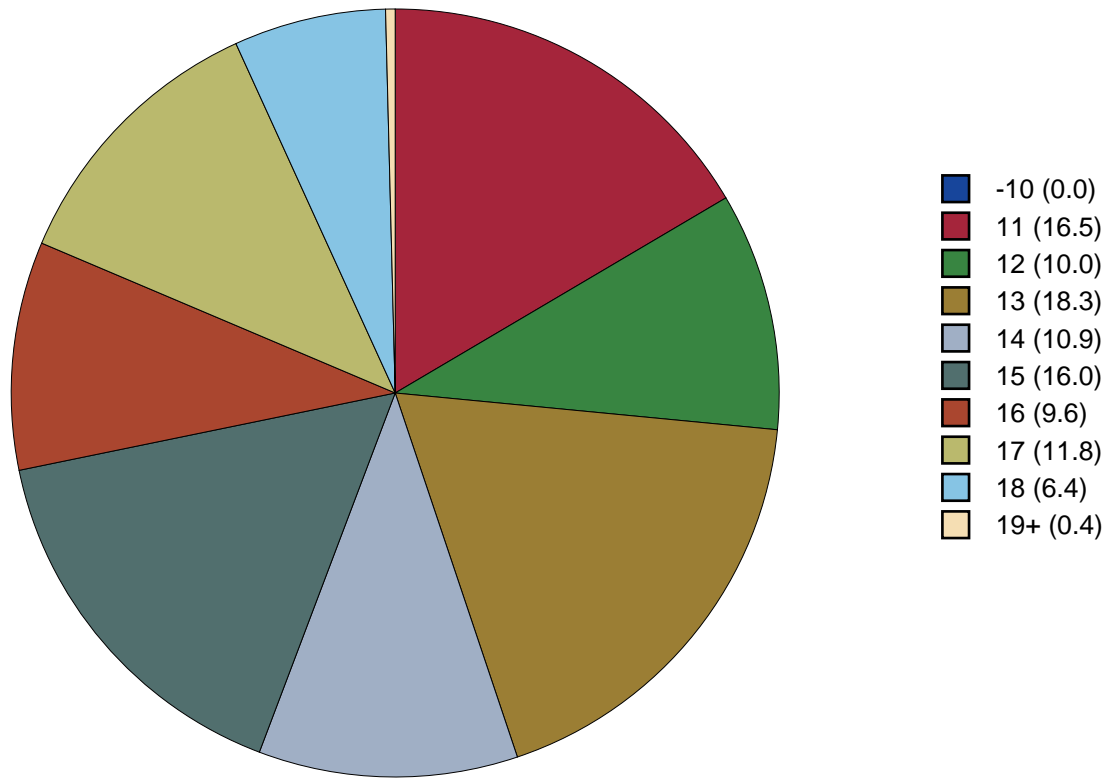


Figure 3: Age Chart

Ethnic Origin Chart

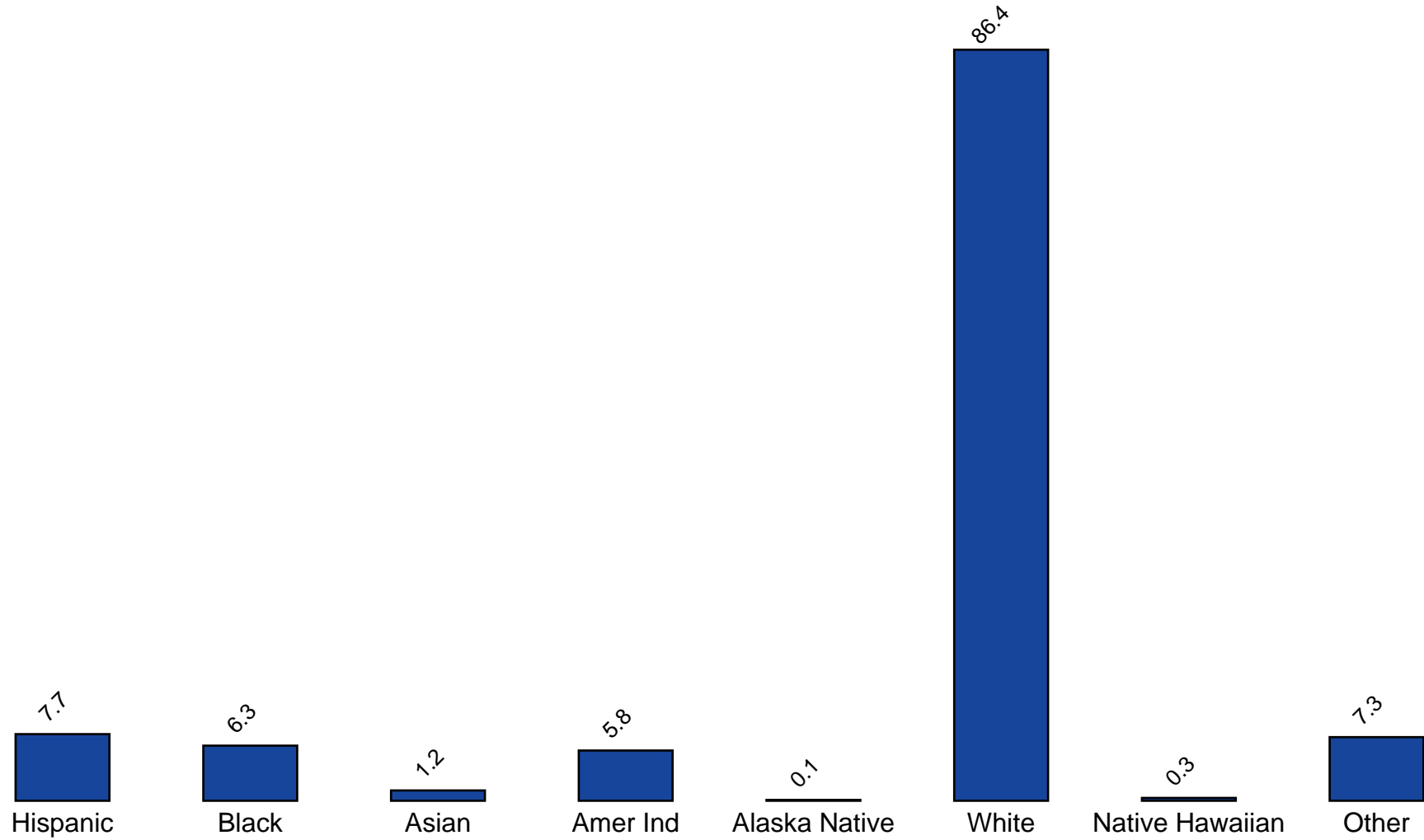


Figure 4: Ethnic Origin Chart

2 PERCENTAGE TABLES

The following tables contain frequency distribution detailing how your students responded to each question on the survey. The tables appear in the same order as the questions on the survey. The tables include breakdowns by grade level as well as overall percentages. The *N of Valid* row is a frequency count of the number of valid responses to each question for each grade and overall. The *N of Miss* row is a frequency count of the number of invalid (marked more than one response) or missing (i.e. did not respond) responses to each question for each grade and overall.

For the questions that allowed more than one response (i.e. race, live with, etc.) each response becomes a separate table. If a student did not mark the response, that was counted as a NO response, and if they did mark the response, that was counted as a YES response. Since a non response is a valid response for these questions, the *N of Miss* will always be zero for these questions.

Table 1: Sex



Response	6	8	10	12	Total	
Male	49.7	48.5	45.7	47.4	47.9	
Female	50.3	51.5	54.3	52.6	52.1	
N of Valid	1982	2136	1850	1313	7281	
N of Miss	18	19	10	6	53	

Table 2: Age











Response	6	8	10	12	Total	
10 or younger	0.2	0.0	0.0	0.0	0.0	
11	60.4	0.0	0.0	0.0	16.5	
12	36.7	0.1	0.0	0.0	10.0	
13	2.8	59.6	0.0	0.0	18.3	
14	0.0	36.9	0.1	0.0	10.9	
15	0.0	3.3	59.3	0.0	16.0	
16	0.0	0.1	37.4	0.8	9.6	
17	0.0	0.0	3.0	61.6	11.8	
18	0.0	0.0	0.2	35.5	6.4	
19 or older	0.0	0.0	0.0	2.1	0.4	
N of Valid	1993	2150	1852	1314	7309	
N of Miss	7	5	8	5	25	

Table 3: Are you Hispanic or Latino?



Response	6	8	10	12	Total	
No	91.1	92.7	92.9	92.6	92.3	
Yes	8.9	7.3	7.1	7.4	7.7	
N of Valid	1775	2082	1822	1312	6991	
N of Miss	225	73	38	7	343	

Table 4: What is your race? Black or African American



Response	6	8	10	12	Total	
No	94.0	93.1	93.4	94.3	93.7	
Yes	5.9	6.9	6.6	5.7	6.3	
N of Valid	2000	2155	1860	1319	7334	
N of Miss	0	0	0	0	0	

Table 5: What is your race? Asian



Response	6	8	10	12	Total	
No	99.1	99.0	98.3	98.9	98.8	
Yes	0.9	1.0	1.7	1.1	1.2	
N of Valid	2000	2155	1860	1319	7334	
N of Miss	0	0	0	0	0	

Table 6: What is your race? American Indian



Response	6	8	10	12	Total	
No	91.2	93.6	95.7	97.6	94.2	
Yes	8.8	6.4	4.3	2.4	5.8	
N of Valid	2000	2155	1860	1319	7334	
N of Miss	0	0	0	0	0	

Table 7: What is your race? Alaska Native



Response	6	8	10	12	Total	
No	99.9	99.9	99.9	99.9	99.9	
Yes	0.1	0.1	0.1	0.1	0.1	
N of Valid	2000	2155	1860	1319	7334	
N of Miss	0	0	0	0	0	

Table 8: What is your race? White



Response	6	8	10	12	Total	
No	17.8	13.7	12.2	8.9	13.6	
Yes	82.2	86.3	87.8	91.1	86.4	
N of Valid	2000	2155	1860	1319	7334	
N of Miss	0	0	0	0	0	

Table 9: What is your race? Native Hawaiian or Other Pacific Islander



Response	6	8	10	12	Total	
No	99.8	99.8	99.5	99.6	99.7	
Yes	0.2	0.2	0.5	0.4	0.3	
N of Valid	2000	2155	1860	1319	7334	
N of Miss	0	0	0	0	0	

Table 10: What is your race? Other



Response	6	8	10	12	Total	
No	89.7	92.0	94.2	96.1	92.7	
Yes	10.3	8.0	5.8	3.9	7.3	
N of Valid	2000	2155	1860	1319	7334	
N of Miss	0	0	0	0	0	

Table 11: What is the highest level of schooling completed by your mother or father?









Response	6	8	10	12	Total	
Completed grade school or less	2.8	2.1	1.5	1.9	2.1	
Some high school	3.3	6.2	9.8	11.2	7.3	
Completed high school	12.5	16.3	18.8	20.9	16.8	
Some college	10.4	16.0	19.4	19.6	16.1	
Completed college	20.2	25.5	26.8	26.5	24.6	
Graduate or professional school after college	10.5	10.4	11.1	10.2	10.6	
Don't know	38.8	22.1	10.5	7.7	20.8	
Does not apply	1.6	1.5	2.0	1.9	1.7	
N of Valid	1865	2089	1831	1310	7095	
N of Miss	135	66	29	9	239	

Table 12: Think of where you live most of the time. Which of the following people live there with you? Mother



Response	6	8	10	12	Total	
No	17.3	16.0	20.2	21.0	18.3	
Yes	82.7	84.0	79.8	79.0	81.7	
N of Valid	2000	2155	1860	1319	7334	
N of Miss	0	0	0	0	0	

Table 13: Think of where you live most of the time. Which of the following people live there with you? Stepmother



Response	6	8	10	12	Total	
No	93.3	92.9	92.6	92.6	92.9	
Yes	6.7	7.1	7.4	7.4	7.1	
N of Valid	2000	2155	1860	1319	7334	
N of Miss	0	0	0	0	0	

Table 14: Think of where you live most of the time. Which of the following people live there with you? Foster Mother



Response	6	8	10	12	Total	
No	99.4	99.3	99.2	99.5	99.3	
Yes	0.6	0.7	0.8	0.5	0.7	
N of Valid	2000	2155	1860	1319	7334	
N of Miss	0	0	0	0	0	

Table 15: Think of where you live most of the time. Which of the following people live there with you? Grandmother



Response	6	8	10	12	Total	
No	86.1	88.3	87.6	91.7	88.1	
Yes	14.0	11.7	12.4	8.3	11.9	
N of Valid	2000	2155	1860	1319	7334	
N of Miss	0	0	0	0	0	

Table 16: Think of where you live most of the time. Which of the following people live there with you? Aunt



Response	6	8	10	12	Total	
No	95.8	96.0	96.6	96.9	96.3	
Yes	4.2	4.0	3.4	3.1	3.7	
N of Valid	2000	2155	1860	1319	7334	
N of Miss	0	0	0	0	0	

Table 17: Think of where you live most of the time. Which of the following people live there with you? Father



Response	6	8	10	12	Total	
No	38.0	40.8	43.7	45.5	41.6	
Yes	62.0	59.2	56.3	54.5	58.4	
N of Valid	2000	2155	1860	1319	7334	
N of Miss	0	0	0	0	0	

Table 18: Think of where you live most of the time. Which of the following people live there with you? Stepfather



Response	6	8	10	12	Total	
No	85.0	81.7	83.4	83.2	83.3	
Yes	15.0	18.3	16.6	16.8	16.7	
N of Valid	2000	2155	1860	1319	7334	
N of Miss	0	0	0	0	0	

Table 19: Think of where you live most of the time. Which of the following people live there with you? Foster Father



Response	6	8	10	12	Total	
No	99.4	99.4	99.2	99.7	99.4	
Yes	0.6	0.6	0.8	0.3	0.6	
N of Valid	2000	2155	1860	1319	7334	
N of Miss	0	0	0	0	0	

Table 20: Think of where you live most of the time. Which of the following people live there with you? Grandfather



Response	6	8	10	12	Total	
No	90.9	91.1	92.5	95.0	92.1	
Yes	9.1	8.9	7.5	5.0	7.9	
N of Valid	2000	2155	1860	1319	7334	
N of Miss	0	0	0	0	0	

Table 21: Think of where you live most of the time. Which of the following people live there with you? Uncle



Response	6	8	10	12	Total	
No	95.5	96.1	96.6	97.3	96.3	
Yes	4.5	3.9	3.4	2.7	3.7	
N of Valid	2000	2155	1860	1319	7334	
N of Miss	0	0	0	0	0	

Table 22: Think of where you live most of the time. Which of the following people live there with you? Other Adults



Response	6	8	10	12	Total	
No	97.4	97.4	97.5	96.5	97.3	
Yes	2.6	2.6	2.5	3.5	2.7	
N of Valid	2000	2155	1860	1319	7334	
N of Miss	0	0	0	0	0	

Table 23: Think of where you live most of the time. Which of the following people live there with you? Brother(s)



Response	6	8	10	12	Total	
No	52.4	51.7	59.2	62.9	55.8	
Yes	47.5	48.3	40.8	37.1	44.2	
N of Valid	2000	2155	1860	1319	7334	
N of Miss	0	0	0	0	0	

Table 24: Think of where you live most of the time. Which of the following people live there with you? Stepbrother(s)



Response	6	8	10	12	Total	
No	94.3	92.9	95.4	95.6	94.4	
Yes	5.7	7.1	4.6	4.4	5.6	
N of Valid	2000	2155	1860	1319	7334	
N of Miss	0	0	0	0	0	

Table 25: Think of where you live most of the time. Which of the following people live there with you? Sister(s)



Response	6	8	10	12	Total	
No	56.2	55.9	61.1	65.9	59.1	
Yes	43.8	44.1	38.9	34.1	40.9	
N of Valid	2000	2155	1860	1319	7334	
N of Miss	0	0	0	0	0	

Table 26: Think of where you live most of the time. Which of the following people live there with you? Stepsister(s)

Response	6	8	10	12	Total	
No	94.7	93.7	95.1	96.1	94.8	
Yes	5.3	6.3	4.9	3.9	5.2	
N of Valid	2000	2155	1860	1319	7334	
N of Miss	0	0	0	0	0	

Table 27: Think of where you live most of the time. Which of the following people live there with you? Other Children

Response	6	8	10	12	Total	
No	95.8	94.8	94.1	94.5	94.8	
Yes	4.2	5.2	5.9	5.5	5.2	
N of Valid	2000	2155	1860	1319	7334	
N of Miss	0	0	0	0	0	

Table 28: In my school, students have lots of chances to help decide things like class activities and rules.

Response	6	8	10	12	Total	
NO!	11.1	9.5	11.6	12.2	10.9	
no	40.3	36.2	33.5	32.5	35.9	
yes	42.2	47.0	47.1	45.2	45.4	
YES!	6.4	7.3	7.9	10.2	7.8	
N of Valid	1927	2114	1850	1315	7206	
N of Miss	73	41	10	4	128	

Table 29: Teachers ask me to work on special classroom projects.

Response	6	8	10	12	Total	
NO!	10.0	8.2	9.0	8.9	9.0	
no	35.7	40.8	43.3	40.2	40.0	
yes	41.7	43.0	40.5	43.1	42.0	
YES!	12.6	8.0	7.2	7.8	9.0	
N of Valid	1925	2113	1845	1316	7199	
N of Miss	75	42	15	3	135	

Table 30: My teacher(s) notices when I am doing a good job and lets me know about it.

Response	6	8	10	12	Total	
NO!	3.6	5.1	8.0	6.3	5.7	
no	13.6	24.3	28.6	22.0	22.1	
yes	52.8	50.4	50.4	56.2	52.1	
YES!	30.0	20.1	13.0	15.5	20.1	
N of Valid	1942	2117	1843	1311	7213	
N of Miss	58	38	17	8	121	

Table 31: There are lots of chances for students in my school to get involved in sports, clubs, and other school activities outside of class.

Response	6	8	10	12	Total	
NO!	2.8	1.6	1.4	1.5	1.8	
no	10.9	5.1	5.1	5.7	6.8	
yes	40.7	34.9	38.7	42.5	38.8	
YES!	45.6	58.4	54.8	50.2	52.6	
N of Valid	1954	2124	1849	1314	7241	
N of Miss	46	31	11	5	93	

Table 32: There are lots of chances for students in my school to talk with a teacher one-on-one.

Response	6	8	10	12	Total	
NO!	2.7	3.0	5.0	3.7	3.6	
no	12.7	15.9	20.2	17.2	16.4	
yes	48.2	52.0	52.1	54.8	51.5	
YES!	36.5	29.1	22.6	24.4	28.6	
N of Valid	1935	2117	1839	1311	7202	
N of Miss	65	38	21	8	132	

Table 33: I feel safe at my school.

Response	6	8	10	12	Total	
NO!	3.5	4.4	5.0	3.5	4.2	
no	7.8	11.8	12.4	8.5	10.3	
yes	39.4	52.1	57.7	58.8	51.3	
YES!	49.3	31.7	24.9	29.2	34.3	
N of Valid	1946	2110	1837	1313	7206	
N of Miss	54	45	23	6	128	

Table 34: The school lets my parents know when I have done something well.

Response	6	8	10	12	Total	
NO!	8.5	17.3	22.8	21.1	17.0	
no	32.4	44.8	47.2	44.7	42.1	
yes	41.3	29.5	23.6	27.3	30.8	
YES!	17.7	8.5	6.4	6.9	10.1	
N of Valid	1922	2091	1833	1301	7147	
N of Miss	78	64	27	18	187	

Table 35: My teachers praise me when I work hard in school.

Response	6	8	10	12	Total	
NO!	10.4	15.1	15.6	13.5	13.7	
no	30.9	41.1	44.9	37.1	38.6	
yes	44.7	36.3	34.2	42.0	39.0	
YES!	14.0	7.5	5.3	7.4	8.7	
N of Valid	1887	2098	1837	1307	7129	
N of Miss	113	57	23	12	205	

Table 36: Are your school grades better than the grades of most students in your class?

Response	6	8	10	12	Total	
NO!	8.6	6.1	8.1	4.6	7.0	
no	31.3	29.6	29.3	26.1	29.4	
yes	43.9	48.4	46.1	51.0	47.1	
YES!	16.2	15.9	16.4	18.3	16.5	
N of Valid	1887	2099	1840	1310	7136	
N of Miss	113	56	20	9	198	

Table 37: I have lots of chances to be part of class discussions or activities.

Response	6	8	10	12	Total	
NO!	3.4	3.0	2.7	2.6	2.9	
no	12.9	13.3	15.1	12.3	13.5	
yes	48.7	55.5	62.0	64.6	57.0	
YES!	35.0	28.1	20.2	20.5	26.6	
N of Valid	1942	2123	1843	1315	7223	
N of Miss	58	32	17	4	111	

Table 38: Now thinking back over the past year in school, how often did you: enjoy being in school?

Response	6	8	10	12	Total	
Never	6.2	8.4	12.6	11.8	9.5	
Seldom	10.6	15.9	18.0	17.7	15.3	
Sometimes	30.2	36.6	38.7	37.5	35.5	
Often	28.1	26.7	23.0	24.6	25.8	
Almost always	24.9	12.4	7.8	8.4	13.9	
N of Valid	1974	2129	1844	1310	7257	
N of Miss	26	26	16	9	77	

Table 39: Now thinking back over the past year in school, how often did you: hate being in school?

Response	6	8	10	12	Total	
Never	15.9	6.6	3.8	5.0	8.1	
Seldom	36.5	26.9	21.6	19.9	26.9	
Sometimes	25.7	32.2	34.5	37.7	32.0	
Often	13.4	21.2	22.4	21.8	19.5	
Almost always	8.5	13.1	17.6	15.7	13.4	
N of Valid	1959	2121	1840	1309	7229	
N of Miss	41	34	20	10	105	

Table 40: Now thinking back over the past year in school, how often did you: try to do your best work in school?

Response	6	8	10	12	Total	
Never	0.3	0.3	1.0	0.8	0.6	
Seldom	1.2	1.2	2.1	3.1	1.8	
Sometimes	4.4	9.3	14.5	14.3	10.2	
Often	15.2	29.8	35.7	39.3	29.1	
Almost always	78.8	59.4	46.7	42.5	58.4	
N of Valid	1950	2113	1835	1303	7201	
N of Miss	50	42	25	16	133	

Table 41: How often do you feel that the school work you are assigned is meaningful and important?

Response	6	8	10	12	Total	
Never	4.7	5.6	9.2	9.0	6.9	
Seldom	8.7	18.7	25.5	28.8	19.5	
Sometimes	22.3	32.6	36.3	36.7	31.5	
Often	31.3	26.9	21.1	18.5	25.1	
Almost always	33.0	16.2	7.9	7.0	17.0	
N of Valid	1956	2113	1838	1306	7213	
N of Miss	44	42	22	13	121	

Table 42: Putting them all together, what were your grades like last year?

Response	6	8	10	12	Total	
Mostly F's	1.1	0.6	1.1	0.2	0.8	
Mostly D's	2.6	4.1	4.8	1.5	3.4	
Mostly C's	12.7	15.8	21.6	16.1	16.5	
Mostly B's	37.4	37.8	34.7	40.8	37.5	
Mostly A's	46.2	41.7	37.8	41.3	41.8	
N of Valid	1847	2072	1811	1300	7030	
N of Miss	153	83	49	19	304	

Table 43: How important do you think the things you are learning in school are going to be for your later life?

Response	6	8	10	12	Total	
Very important	47.6	24.5	13.6	9.2	25.3	
Quite important	26.5	25.0	20.9	20.0	23.5	
Fairly important	16.9	31.5	33.4	34.3	28.5	
Slightly important	7.2	15.5	24.4	28.6	17.9	
Not at all important	1.7	3.4	7.7	7.9	4.9	
N of Valid	1975	2123	1848	1305	7251	
N of Miss	25	32	12	14	83	

Table 44: Do your parents care about your skipping or cutting school?

Response	6	8	10	12	Total	
Yes	95.7	96.4	95.6	90.4	94.9	
No	4.3	3.6	4.4	9.6	5.1	
N of Valid	1963	2120	1844	1306	7233	
N of Miss	37	35	16	13	101	

Table 45: During the LAST FOUR WEEKS how many whole days of school have you missed because you skipped or 'cut'?








Response	6	8	10	12	Total	
None	73.6	77.3	75.3	64.7	73.5	
1	10.8	10.0	10.5	15.5	11.3	
2	6.7	5.9	6.1	7.6	6.5	
3	4.6	3.6	3.7	5.5	4.2	
4-5	3.2	2.4	3.4	4.1	3.2	
6-10	0.8	0.6	0.7	2.0	0.9	
11 or more	0.3	0.2	0.4	0.6	0.4	
N of Valid	1959	2124	1845	1305	7233	
N of Miss	41	31	15	14	101	

Table 46: What are the chances you would be seen as cool if you: smoked cigarettes?






Response	6	8	10	12	Total	
No or very little chance	90.7	73.9	61.7	57.7	72.4	
Little chance	4.9	13.4	18.1	22.2	13.9	
Some chance	2.6	7.0	12.2	12.4	8.1	
Pretty good chance	1.2	3.7	5.7	5.2	3.8	
Very good chance	0.7	1.9	2.2	2.5	1.8	
N of Valid	1938	2107	1841	1299	7185	
N of Miss	62	48	19	20	149	

Table 47: What are the chances you would be seen as cool if you: worked hard at school?






Response	6	8	10	12	Total	
No or very little chance	4.4	8.9	12.6	11.9	9.2	
Little chance	5.9	13.0	18.6	16.6	13.2	
Some chance	12.8	22.1	27.4	30.9	22.5	
Pretty good chance	28.0	29.0	24.3	25.9	27.0	
Very good chance	48.9	27.0	17.2	14.9	28.2	
N of Valid	1953	2110	1839	1299	7201	
N of Miss	47	45	21	20	133	

Table 48: What are the chances you would be seen as cool if you: began drinking alcoholic beverages regularly, that is, at least once or twice a month?


Response	6	8	10	12	Total	
No or very little chance	87.5	67.2	48.5	41.7	63.3	
Little chance	7.0	15.2	17.1	17.5	13.9	
Some chance	2.9	9.1	15.5	18.6	10.8	
Pretty good chance	1.2	5.7	12.5	14.0	7.7	
Very good chance	1.3	2.8	6.3	8.2	4.3	
N of Valid	1940	2106	1837	1299	7182	
N of Miss	60	49	23	20	152	

Table 49: What are the chances you would be seen as cool if you: defended someone who was being bullied?

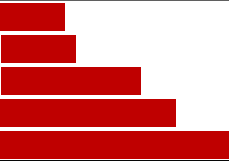
Response	6	8	10	12	Total	
No or very little chance	6.4	7.0	10.5	8.5	8.0	
Little chance	5.3	10.3	12.5	11.8	9.8	
Some chance	11.7	20.0	26.8	25.8	20.5	
Pretty good chance	22.9	27.6	25.8	30.4	26.4	
Very good chance	53.6	35.2	24.4	23.4	35.3	
N of Valid	1950	2105	1830	1300	7185	
N of Miss	50	50	30	19	149	

Table 50: What are the chances you would be seen as cool if you: smoked marijuana?


Response	6	8	10	12	Total	
No or very little chance	92.7	72.3	52.8	46.2	68.1	
Little chance	3.1	9.5	14.9	16.5	10.4	
Some chance	1.4	6.8	12.6	15.3	8.4	
Pretty good chance	1.2	6.0	10.7	10.4	6.7	
Very good chance	1.5	5.5	9.1	11.6	6.4	
N of Valid	1937	2106	1838	1303	7184	
N of Miss	63	49	22	16	150	

Table 51: What are the chances you would be seen as cool if you: carried a handgun?

Response	6	8	10	12	Total	
No or very little chance	82.0	75.4	71.5	72.2	75.6	
Little chance	8.1	10.2	13.5	13.4	11.1	
Some chance	4.1	6.6	7.3	7.3	6.2	
Pretty good chance	2.6	4.6	3.8	3.0	3.6	
Very good chance	3.2	3.1	3.9	4.1	3.5	
N of Valid	1929	2100	1831	1297	7157	
N of Miss	71	55	29	22	177	

Table 52: What are the chances you would be seen as cool if you: used e-cigarettes, e-cigars or e-hookahs?

Response	6	8	10	12	Total	
No or very little chance	91.3	72.2	54.3	49.9	68.7	
Little chance	4.6	10.9	14.9	16.8	11.3	
Some chance	1.6	7.7	13.2	14.0	8.6	
Pretty good chance	1.2	4.8	10.2	10.3	6.2	
Very good chance	1.3	4.3	7.4	8.9	5.1	
N of Valid	1927	2104	1836	1297	7164	
N of Miss	73	51	24	22	170	

Table 53: What are the chances you would be seen as cool if you: bullied someone or cyber bullied someone?

Response	6	8	10	12	Total	
No or very little chance	88.3	79.3	75.5	75.4	80.1	
Little chance	6.7	10.9	14.0	15.2	11.3	
Some chance	2.3	5.3	6.1	5.9	4.8	
Pretty good chance	1.5	2.7	3.2	1.6	2.3	
Very good chance	1.1	1.8	1.2	1.8	1.5	
N of Valid	1941	2106	1838	1299	7184	
N of Miss	59	49	22	20	150	

Table 54: Think of your four best friends (the friends you feel closest to). In the past year (12 months), how many of your best friends have: participated in clubs, organizations or activities at school?






Response	6	8	10	12	Total	
0	12.7	8.6	7.2	8.5	9.3	
1	10.1	9.8	9.2	8.9	9.6	
2	16.5	16.2	16.2	16.3	16.3	
3	16.1	17.2	15.2	14.3	15.9	
4	44.6	48.3	52.3	52.0	49.0	
N of Valid	1926	2103	1825	1297	7151	
N of Miss	74	52	35	22	183	

Table 55: Think of your four best friends (the friends you feel closest to). In the past year (12 months), how many of your best friends have: smoked cigarettes?






Response	6	8	10	12	Total	
0	94.1	78.5	60.1	50.0	72.9	
1	4.6	10.8	17.3	18.8	12.2	
2	0.6	5.6	11.0	13.7	7.1	
3	0.4	2.6	5.4	7.3	3.6	
4	0.4	2.5	6.2	10.2	4.3	
N of Valid	1936	2096	1824	1300	7156	
N of Miss	64	59	36	19	178	

Table 56: Think of your four best friends (the friends you feel closest to). In the past year (12 months), how many of your best friends have: tried beer, wine or hard liquor (for example, vodka, whiskey, or gin) when their parents didn't know about it?






Response	6	8	10	12	Total	
0	88.0	62.3	41.9	33.2	58.8	
1	7.3	15.7	17.6	13.2	13.5	
2	2.4	9.7	14.2	16.0	10.0	
3	1.2	4.9	10.5	11.8	6.6	
4	1.1	7.3	15.8	25.9	11.2	
N of Valid	1932	2108	1830	1299	7169	
N of Miss	68	47	30	20	165	

Table 57: Think of your four best friends (the friends you feel closest to). In the past year (12 months), how many of your best friends have: used e-cigarettes, e-cigars, or e-hookahs?






Response	6	8	10	12	Total	
0	96.3	80.3	62.5	54.0	75.3	
1	2.8	9.0	13.0	15.5	9.5	
2	0.5	4.7	10.8	12.0	6.4	
3	0.2	2.8	6.2	6.0	3.5	
4	0.2	3.2	7.6	12.5	5.2	
N of Valid	1931	2104	1830	1299	7164	
N of Miss	69	51	30	20	170	

Table 58: Think of your four best friends (the friends you feel closest to). In the past year (12 months), how many of your best friends have: used marijuana?






Response	6	8	10	12	Total	
0	97.6	81.7	60.0	53.3	75.3	
1	1.6	9.0	17.0	16.6	10.4	
2	0.5	4.2	9.6	11.7	5.9	
3	0.0	2.1	4.9	7.4	3.2	
4	0.3	3.0	8.6	11.0	5.1	
N of Valid	1930	2099	1821	1291	7141	
N of Miss	70	56	39	28	193	

Table 59: Think of your four best friends (the friends you feel closest to). In the past year (12 months), how many of your best friends have: used prescription drugs or non-prescription drugs for the purpose of getting high?






Response	6	8	10	12	Total	
0	97.7	90.7	80.8	75.7	87.3	
1	1.6	5.1	8.9	11.0	6.2	
2	0.3	2.5	5.0	6.2	3.2	
3	0.1	0.8	2.0	2.9	1.3	
4	0.3	0.9	3.3	4.2	1.9	
N of Valid	1933	2100	1827	1295	7155	
N of Miss	67	55	33	24	179	

Table 60: Think of your four best friends (the friends you feel closest to). In the past year (12 months), how many of your best friends have: used synthetic marijuana (K2, spice) or bath salts?






Response	6	8	10	12	Total	
0	98.6	95.5	89.2	87.3	93.2	
1	0.7	2.8	5.6	6.6	3.6	
2	0.3	0.9	2.4	3.0	1.5	
3	0.1	0.4	1.2	0.9	0.6	
4	0.4	0.4	1.7	2.2	1.0	
N of Valid	1923	2107	1829	1297	7156	
N of Miss	77	48	31	22	178	

Table 61: Think of your four best friends (the friends you feel closest to). In the past year (12 months), how many of your best friends have: used LSD, cocaine, amphetamines, or other illegal drugs?






Response	6	8	10	12	Total	
0	98.3	95.0	89.3	87.8	93.1	
1	1.0	2.9	5.9	6.7	3.9	
2	0.4	0.9	2.2	2.6	1.4	
3	0.1	0.5	1.0	1.1	0.6	
4	0.3	0.7	1.5	1.8	1.0	
N of Valid	1930	2103	1828	1297	7158	
N of Miss	70	52	32	22	176	

Table 62: Think of your four best friends (the friends you feel closest to). In the past year (12 months), how many of your best friends have: been bullied?






Response	6	8	10	12	Total	
0	34.5	37.7	52.3	65.5	45.6	
1	29.3	23.4	19.3	16.3	22.6	
2	17.2	16.0	12.7	9.4	14.3	
3	6.9	7.5	5.9	3.3	6.2	
4	12.1	15.4	9.8	5.5	11.3	
N of Valid	1920	2097	1829	1295	7141	
N of Miss	80	58	31	24	193	

Table 63: Think of your four best friends (the friends you feel closest to). In the past year (12 months), how many of your best friends have: been suspended from school?






Response	6	8	10	12	Total	
0	77.9	68.0	71.2	82.6	74.1	
1	15.1	19.3	15.5	10.3	15.6	
2	3.8	6.0	7.7	3.8	5.4	
3	1.5	2.9	2.7	1.7	2.2	
4	1.8	3.8	3.0	1.6	2.6	
N of Valid	1926	2100	1830	1298	7154	
N of Miss	74	55	30	21	180	

Table 64: Think of your four best friends (the friends you feel closest to). In the past year (12 months), how many of your best friends have: carried a handgun?






Response	6	8	10	12	Total	
0	94.4	94.2	93.0	92.1	93.6	
1	2.9	3.2	3.6	3.8	3.3	
2	1.2	1.4	1.7	1.8	1.5	
3	0.6	0.3	0.8	0.5	0.5	
4	0.9	0.9	1.0	1.9	1.1	
N of Valid	1929	2102	1830	1296	7157	
N of Miss	71	53	30	23	177	

Table 65: Think of your four best friends (the friends you feel closest to). In the past year (12 months), how many of your best friends have: sold illegal drugs?






Response	6	8	10	12	Total	
0	98.8	94.1	87.4	83.3	91.7	
1	0.7	3.2	6.7	9.1	4.5	
2	0.2	1.6	3.0	4.4	2.1	
3	0.1	0.6	1.0	1.1	0.6	
4	0.3	0.5	1.9	2.1	1.1	
N of Valid	1921	2084	1824	1292	7121	
N of Miss	79	71	36	27	213	

Table 66: Think of your four best friends (the friends you feel closest to). In the past year (12 months), how many of your best friends have: regularly attended religious services?






Response	6	8	10	12	Total	
0	26.6	18.8	16.9	21.7	20.9	
1	9.1	11.7	15.4	16.7	12.9	
2	11.0	16.2	19.4	20.0	16.4	
3	13.2	18.7	18.8	17.0	17.0	
4	40.1	34.6	29.5	24.5	32.9	
N of Valid	1855	2078	1828	1297	7058	
N of Miss	145	77	32	22	276	

Table 67: Think of your four best friends (the friends you feel closest to). In the past year (12 months), how many of your best friends have: stolen or tried to steal a motor vehicle such as a car or motorcycle?






Response	6	8	10	12	Total	
0	97.7	96.0	94.6	95.9	96.1	
1	1.8	2.8	3.3	2.7	2.6	
2	0.3	0.9	1.1	0.8	0.8	
3	0.2	0.2	0.3	0.1	0.2	
4	0.2	0.1	0.7	0.5	0.3	
N of Valid	1934	2104	1828	1298	7164	
N of Miss	66	51	32	21	170	

Table 68: Think of your four best friends (the friends you feel closest to). In the past year (12 months), how many of your best friends have: been arrested?






Response	6	8	10	12	Total	
0	96.2	90.8	87.9	87.7	91.0	
1	2.9	5.5	7.8	8.0	5.8	
2	0.5	2.2	2.8	2.0	1.8	
3	0.1	0.9	0.7	1.0	0.6	
4	0.3	0.6	0.9	1.2	0.7	
N of Valid	1937	2105	1828	1294	7164	
N of Miss	63	50	32	25	170	

Table 69: Think of your four best friends (the friends you feel closest to). In the past year (12 months), how many of your best friends have: dropped out of school?






Response	6	8	10	12	Total	
0	96.7	94.4	90.4	88.5	93.0	
1	2.4	4.3	6.8	8.6	5.2	
2	0.5	0.8	1.7	1.8	1.1	
3	0.2	0.1	0.4	0.6	0.3	
4	0.2	0.3	0.6	0.5	0.4	
N of Valid	1930	2106	1829	1296	7161	
N of Miss	70	49	31	23	173	

Table 70: Think of your four best friends (the friends you feel closest to). In the past year (12 months), how many of your best friends have: been members of a gang?






Response	6	8	10	12	Total	
0	94.7	92.4	91.2	94.2	93.1	
1	2.5	4.2	3.7	2.6	3.4	
2	0.9	1.4	1.6	0.9	1.3	
3	0.4	0.6	0.4	0.4	0.4	
4	1.5	1.3	3.0	1.8	1.9	
N of Valid	1928	2100	1828	1298	7154	
N of Miss	72	55	32	21	180	

Table 71: How old were you when you first: smoked marijuana?










Response	6	8	10	12	Total	
Never	99.0	92.5	78.7	67.6	86.3	
10 or younger	0.3	0.8	1.6	1.4	1.0	
11	0.4	1.2	1.1	0.9	0.9	
12	0.2	2.0	2.6	1.9	1.6	
13	0.1	2.5	4.5	4.3	2.7	
14	0.0	1.0	5.4	5.3	2.6	
15	0.0	0.0	5.0	5.6	2.3	
16	0.0	0.0	0.9	6.9	1.5	
17 or older	0.1	0.0	0.1	6.2	1.2	
N of Valid	1951	2102	1820	1292	7165	
N of Miss	49	53	40	27	169	

Table 72: How old were you when you first: smoked a cigarette, even just a puff?










Response	6	8	10	12	Total	
Never	93.7	78.9	66.0	56.4	75.6	
10 or younger	4.1	8.4	8.5	7.8	7.2	
11	1.6	3.9	3.5	3.4	3.1	
12	0.5	3.9	4.6	4.8	3.3	
13	0.1	3.9	5.2	5.5	3.5	
14	0.0	0.8	5.9	6.3	2.9	
15	0.0	0.0	5.2	5.1	2.3	
16	0.0	0.0	1.0	6.0	1.4	
17 or older	0.1	0.0	0.1	4.7	0.9	
N of Valid	1946	2106	1821	1295	7168	
N of Miss	54	49	39	24	166	

Table 73: How old were you when you first: had more than a sip or two of beer, wine or hard liquor (for example, vodka, whiskey, or gin)?










Response	6	8	10	12	Total	
Never	85.6	65.3	47.1	38.7	61.4	
10 or younger	9.2	9.9	9.1	6.2	8.8	
11	3.5	5.7	3.7	3.0	4.1	
12	1.6	7.4	4.2	4.1	4.4	
13	0.2	9.5	9.0	6.2	6.2	
14	0.0	1.8	11.7	9.1	5.2	
15	0.0	0.3	12.6	8.6	4.9	
16	0.0	0.0	2.5	13.9	3.2	
17 or older	0.0	0.1	0.1	10.1	1.9	
N of Valid	1946	2101	1827	1296	7170	
N of Miss	54	54	33	23	164	

Table 74: How old were you when you first: began drinking alcoholic beverages regularly, that is, at least once or twice a month?










Response	6	8	10	12	Total	
Never	98.7	93.6	82.1	71.6	88.1	
10 or younger	0.6	0.6	0.7	0.5	0.6	
11	0.6	0.5	0.7	0.5	0.5	
12	0.2	1.5	1.0	0.5	0.9	
13	0.0	2.7	1.5	1.7	1.5	
14	0.0	1.0	4.9	3.6	2.2	
15	0.0	0.1	6.9	4.3	2.6	
16	0.0	0.0	2.0	8.9	2.1	
17 or older	0.0	0.0	0.2	8.4	1.6	
N of Valid	1950	2105	1823	1294	7172	
N of Miss	50	50	37	25	162	

Table 75: How old were you when you first: used Daztrex?


Response	6	8	10	12	Total	
Never	100.0	100.0	100.0	100.0	100.0	
10 or younger	0.0	0.0	0.0	0.0	0.0	
11	0.0	0.0	0.0	0.0	0.0	
12	0.0	0.0	0.0	0.0	0.0	
13	0.0	0.0	0.0	0.0	0.0	
14	0.0	0.0	0.0	0.0	0.0	
15	0.0	0.0	0.0	0.0	0.0	
16	0.0	0.0	0.0	0.0	0.0	
17 or older	0.0	0.0	0.0	0.0	0.0	
N of Valid	1901	2082	1821	1295	7099	
N of Miss	99	73	39	24	235	

Table 76: How old were you when you first: got suspended from school?










Response	6	8	10	12	Total	
Never	91.0	86.0	82.2	83.6	86.0	
10 or younger	6.2	4.6	4.4	3.6	4.8	
11	2.1	2.8	2.5	1.8	2.3	
12	0.7	3.0	2.0	2.1	1.9	
13	0.1	2.8	3.2	1.8	2.0	
14	0.0	0.9	3.0	2.3	1.4	
15	0.0	0.0	2.2	2.0	0.9	
16	0.0	0.0	0.4	1.5	0.4	
17 or older	0.0	0.0	0.1	1.2	0.2	
N of Valid	1951	2107	1825	1300	7183	
N of Miss	49	48	35	19	151	

Table 77: How old were you when you first: got arrested?










Response	6	8	10	12	Total	
Never	99.0	97.6	95.7	94.9	97.0	
10 or younger	0.6	0.5	0.5	0.1	0.4	
11	0.2	0.4	0.4	0.0	0.3	
12	0.1	0.5	0.6	0.5	0.4	
13	0.1	0.8	0.7	0.8	0.6	
14	0.0	0.2	1.2	0.5	0.5	
15	0.0	0.0	0.5	0.8	0.3	
16	0.0	0.0	0.4	1.2	0.3	
17 or older	0.0	0.0	0.0	1.2	0.2	
N of Valid	1948	2103	1824	1295	7170	
N of Miss	52	52	36	24	164	

Table 78: How old were you when you first: carried a handgun?










Response	6	8	10	12	Total	
Never	94.6	95.3	94.6	94.7	94.8	
10 or younger	3.2	1.6	1.5	0.9	1.9	
11	1.3	0.9	0.8	0.3	0.9	
12	0.6	0.8	0.4	0.6	0.6	
13	0.3	1.0	0.5	0.7	0.6	
14	0.0	0.3	0.9	0.5	0.4	
15	0.0	0.1	1.0	0.8	0.4	
16	0.0	0.0	0.2	0.7	0.2	
17 or older	0.0	0.0	0.0	0.8	0.1	
N of Valid	1939	2098	1824	1289	7150	
N of Miss	61	57	36	30	184	

Table 79: How old were you when you first: used e-cigarettes, e-cigars, or e-hookahs?










Response	6	8	10	12	Total	
Never	98.1	88.2	75.4	71.0	84.5	
10 or younger	0.8	0.9	0.6	0.5	0.7	
11	0.8	1.6	0.7	0.3	0.9	
12	0.3	2.5	1.8	0.6	1.4	
13	0.0	5.9	3.0	0.6	2.6	
14	0.0	1.0	7.4	2.3	2.6	
15	0.0	0.0	8.9	4.5	3.1	
16	0.0	0.0	2.0	11.1	2.5	
17 or older	0.1	0.0	0.3	9.0	1.7	
N of Valid	1951	2102	1827	1288	7168	
N of Miss	49	53	33	31	166	

Table 80: How old were you when you first: belonged to a gang?










Response	6	8	10	12	Total	
Never	97.5	97.5	96.8	97.4	97.3	
10 or younger	1.2	0.3	0.8	0.5	0.7	
11	1.0	0.6	0.1	0.1	0.5	
12	0.3	0.6	0.3	0.1	0.3	
13	0.0	0.8	0.4	0.4	0.4	
14	0.0	0.0	0.7	0.6	0.3	
15	0.0	0.0	0.6	0.2	0.2	
16	0.0	0.0	0.1	0.3	0.1	
17 or older	0.0	0.0	0.1	0.5	0.1	
N of Valid	1946	2105	1823	1297	7171	
N of Miss	54	50	37	22	163	

Table 81: How old were you when you first: used prescription drugs not prescribed to you?










Response	6	8	10	12	Total	
Never	98.0	94.2	88.1	86.0	92.2	
10 or younger	1.1	1.7	1.1	0.6	1.2	
11	0.6	0.5	0.7	0.8	0.6	
12	0.2	1.0	1.3	0.5	0.8	
13	0.1	2.1	1.7	1.5	1.4	
14	0.0	0.4	2.8	2.0	1.2	
15	0.0	0.0	3.4	2.6	1.4	
16	0.0	0.0	0.8	3.8	0.9	
17 or older	0.0	0.0	0.1	2.3	0.4	
N of Valid	1949	2100	1830	1296	7175	
N of Miss	51	55	30	23	159	

Table 82: How wrong do you think it is for someone your age to: take a handgun to school?





Response	6	8	10	12	Total	
Very wrong	91.5	85.8	86.3	87.4	87.8	
Wrong	5.8	10.1	9.9	8.8	8.6	
A little bit wrong	1.7	3.0	2.8	2.3	2.5	
Not at all wrong	1.1	1.0	1.1	1.5	1.1	
N of Valid	1971	2113	1834	1300	7218	
N of Miss	29	42	26	19	116	

Table 83: How wrong do you think it is for someone your age to: steal anything?





Response	6	8	10	12	Total	
Very wrong	79.6	70.2	68.1	74.6	73.0	
Wrong	16.7	25.0	26.0	20.5	22.2	
A little bit wrong	2.9	4.2	4.9	3.9	4.0	
Not at all wrong	0.8	0.6	0.9	0.9	0.8	
N of Valid	1966	2112	1832	1296	7206	
N of Miss	34	43	28	23	128	

Table 84: How wrong do you think it is for someone your age to: pick a fight with someone?





Response	6	8	10	12	Total	
Very wrong	62.9	45.9	41.8	50.3	50.3	
Wrong	26.4	33.6	34.6	29.8	31.2	
A little bit wrong	8.6	17.2	19.8	16.2	15.3	
Not at all wrong	2.1	3.3	3.7	3.6	3.1	
N of Valid	1960	2099	1825	1293	7177	
N of Miss	40	56	35	26	157	

Table 85: How wrong do you think it is for someone your age to: attack someone with the idea of seriously hurting them?





Response	6	8	10	12	Total	
Very wrong	91.0	79.7	74.0	75.2	80.5	
Wrong	6.4	15.4	18.8	16.8	14.1	
A little bit wrong	1.3	3.8	5.6	6.2	4.0	
Not at all wrong	1.4	1.1	1.6	1.8	1.4	
N of Valid	1964	2100	1829	1298	7191	
N of Miss	36	55	31	21	143	

Table 86: How wrong do you think it is for someone your age to: stay away from school all day when their parents think they are at school?





Response	6	8	10	12	Total	
Very wrong	84.7	67.9	54.6	49.5	65.8	
Wrong	11.6	23.1	30.4	29.7	23.0	
A little bit wrong	2.5	7.7	12.2	17.2	9.1	
Not at all wrong	1.2	1.3	2.7	3.6	2.0	
N of Valid	1966	2110	1833	1298	7207	
N of Miss	34	45	27	21	127	

Table 87: How wrong do you think it is for someone your age to: drink beer, wine or hard liquor (for example, vodka, whiskey, or gin) regularly?





Response	6	8	10	12	Total	
Very wrong	91.2	71.6	50.2	43.4	66.4	
Wrong	5.7	15.0	21.3	21.9	15.3	
A little bit wrong	1.8	10.4	21.2	23.5	13.2	
Not at all wrong	1.3	2.9	7.3	11.2	5.1	
N of Valid	1960	2109	1833	1300	7202	
N of Miss	40	46	27	19	132	

Table 88: How wrong do you think it is for someone your age to: smoke cigarettes?





Response	6	8	10	12	Total	
Very wrong	91.5	76.3	59.2	48.8	71.1	
Wrong	6.1	15.1	20.7	20.0	14.9	
A little bit wrong	1.5	6.3	13.5	18.0	8.9	
Not at all wrong	0.9	2.3	6.6	13.3	5.0	
N of Valid	1966	2112	1833	1298	7209	
N of Miss	34	43	27	21	125	

Table 89: How wrong do you think it is for someone your age to: smoke marijuana?





Response	6	8	10	12	Total	
Very wrong	95.9	81.5	62.0	53.7	75.5	
Wrong	2.4	9.2	15.0	16.8	10.2	
A little bit wrong	0.9	5.6	12.0	14.5	7.6	
Not at all wrong	0.8	3.7	10.9	14.9	6.8	
N of Valid	1959	2108	1828	1294	7189	
N of Miss	41	47	32	25	145	

Table 90: How wrong do you think it is for someone your age to: use prescription drugs or non-prescription drugs for the purpose of getting high?





Response	6	8	10	12	Total	
Very wrong	96.4	89.3	79.3	76.6	86.4	
Wrong	2.5	7.4	13.5	15.1	9.0	
A little bit wrong	0.4	2.3	5.0	5.8	3.1	
Not at all wrong	0.7	1.0	2.2	2.5	1.5	
N of Valid	1963	2106	1831	1301	7201	
N of Miss	37	49	29	18	133	

Table 91: How wrong do you think it is for someone your age to: use synthetic marijuana (K2, spice) or bath salts?


Response	6	8	10	12	Total	
Very wrong	96.1	90.9	85.1	84.3	89.6	
Wrong	2.8	6.4	10.0	10.1	7.0	
A little bit wrong	0.6	1.7	3.3	3.9	2.2	
Not at all wrong	0.6	1.0	1.5	1.7	1.2	
N of Valid	1950	2111	1831	1300	7192	
N of Miss	50	44	29	19	142	

Table 92: How wrong do you think it is for someone your age to: use LSD, cocaine, amphetamines or another illegal drug?


Response	6	8	10	12	Total	
Very wrong	97.5	93.1	88.6	86.5	91.9	
Wrong	1.4	4.7	7.8	9.1	5.4	
A little bit wrong	0.5	1.3	2.2	2.8	1.6	
Not at all wrong	0.7	0.9	1.5	1.7	1.1	
N of Valid	1961	2109	1831	1299	7200	
N of Miss	39	46	29	20	134	

Table 93: How wrong do you think it is for someone your age to: use e-cigarettes, e-cigars or e-hookahs?


Response	6	8	10	12	Total	
Very wrong	91.7	75.4	57.8	48.5	70.5	
Wrong	5.4	11.7	15.5	15.3	11.6	
A little bit wrong	2.0	8.3	14.7	17.3	9.9	
Not at all wrong	0.9	4.7	12.0	18.9	8.1	
N of Valid	1956	2110	1831	1298	7195	
N of Miss	44	45	29	21	139	

Table 94: At school during the past 12 months, did you receive help from the resource teacher, speech therapist or other special education teacher?



Response	6	8	10	12	Total	
No	79.5	87.1	90.9	91.9	86.9	
Yes	20.5	12.9	9.1	8.1	13.1	
N of Valid	1722	1898	1649	1166	6435	
N of Miss	278	257	211	153	899	

Table 95: How many times in the past year (12 months) have you: been suspended from school?








Response	6	8	10	12	Total	
Never	93.9	92.3	92.4	95.5	93.3	
1 to 2 times	5.5	6.0	6.2	3.7	5.5	
3 to 5 times	0.4	1.2	0.8	0.4	0.7	
6 to 9 times	0.2	0.3	0.2	0.2	0.2	
10 to 19 times	0.0	0.1	0.2	0.2	0.1	
20 to 29 times	0.0	0.0	0.1	0.0	0.0	
30 to 39 times	0.0	0.0	0.0	0.0	0.0	
40+ times	0.1	0.0	0.1	0.1	0.1	
N of Valid	1963	2097	1824	1290	7174	
N of Miss	37	58	36	29	160	

Table 96: How many times in the past year (12 months) have you: carried a handgun?









Response	6	8	10	12	Total	
Never	95.0	95.1	95.1	95.3	95.1	
1 to 2 times	2.8	2.6	2.1	1.6	2.3	
3 to 5 times	1.1	0.8	0.9	0.6	0.9	
6 to 9 times	0.2	0.5	0.4	0.5	0.4	
10 to 19 times	0.1	0.3	0.3	0.8	0.3	
20 to 29 times	0.3	0.1	0.3	0.3	0.2	
30 to 39 times	0.1	0.0	0.2	0.3	0.1	
40+ times	0.6	0.6	0.7	0.5	0.6	
N of Valid	1957	2095	1825	1290	7167	
N of Miss	43	60	35	29	167	

Table 97: How many times in the past year (12 months) have you: sold illegal drugs?









Response	6	8	10	12	Total	
Never	99.8	98.6	95.8	94.9	97.6	
1 to 2 times	0.1	0.8	1.6	2.2	1.0	
3 to 5 times	0.0	0.1	0.8	0.5	0.3	
6 to 9 times	0.1	0.3	0.3	0.6	0.3	
10 to 19 times	0.0	0.0	0.5	0.5	0.2	
20 to 29 times	0.0	0.0	0.3	0.2	0.1	
30 to 39 times	0.0	0.0	0.0	0.1	0.0	
40+ times	0.1	0.1	0.7	0.9	0.4	
N of Valid	1951	2091	1819	1288	7149	
N of Miss	49	64	41	31	185	

Table 98: How many times in the past year (12 months) have you: stolen or tried to steal a motor vehicle such as a car or motorcycle?








Response	6	8	10	12	Total	
Never	99.1	98.9	98.6	98.9	98.9	
1 to 2 times	0.8	0.9	0.9	0.5	0.8	
3 to 5 times	0.1	0.1	0.3	0.2	0.2	
6 to 9 times	0.1	0.0	0.0	0.2	0.0	
10 to 19 times	0.0	0.0	0.1	0.1	0.0	
20 to 29 times	0.0	0.0	0.0	0.1	0.0	
30 to 39 times	0.0	0.0	0.0	0.0	0.0	
40+ times	0.1	0.0	0.1	0.1	0.1	
N of Valid	1954	2089	1819	1290	7152	
N of Miss	46	66	41	29	182	

Table 99: How many times in the past year (12 months) have you: participated in clubs, organizations or activities at school?









Response	6	8	10	12	Total	
Never	31.0	26.0	23.6	27.3	27.0	
1 to 2 times	22.5	18.8	13.6	11.3	17.1	
3 to 5 times	14.8	14.0	12.0	9.7	12.9	
6 to 9 times	7.7	8.8	9.7	8.3	8.6	
10 to 19 times	5.6	7.4	9.0	8.3	7.5	
20 to 29 times	3.9	4.1	5.4	8.3	5.1	
30 to 39 times	1.6	2.4	2.9	2.6	2.3	
40+ times	12.8	18.5	23.8	24.4	19.4	
N of Valid	1940	2085	1818	1284	7127	
N of Miss	60	70	42	35	207	

Table 100: How many times in the past year (12 months) have you: been arrested?








Response	6	8	10	12	Total	
Never	99.2	98.0	97.0	97.1	97.9	
1 to 2 times	0.6	1.7	2.4	2.5	1.7	
3 to 5 times	0.0	0.1	0.2	0.2	0.1	
6 to 9 times	0.2	0.0	0.2	0.1	0.1	
10 to 19 times	0.1	0.0	0.2	0.1	0.1	
20 to 29 times	0.0	0.0	0.0	0.1	0.0	
30 to 39 times	0.0	0.0	0.0	0.0	0.0	
40+ times	0.1	0.0	0.1	0.0	0.0	
N of Valid	1957	2094	1820	1285	7156	
N of Miss	43	61	40	34	178	

Table 101: How many times in the past year (12 months) have you: attacked someone with the idea of seriously hurting them?


Response	6	8	10	12	Total	
Never	93.9	92.0	91.9	92.9	92.6	
1 to 2 times	4.0	6.3	5.3	4.8	5.1	
3 to 5 times	0.9	0.9	1.5	1.1	1.1	
6 to 9 times	0.7	0.5	0.5	0.4	0.5	
10 to 19 times	0.3	0.0	0.2	0.2	0.2	
20 to 29 times	0.0	0.1	0.2	0.2	0.1	
30 to 39 times	0.0	0.0	0.1	0.2	0.0	
40+ times	0.3	0.2	0.3	0.3	0.3	
N of Valid	1958	2090	1824	1291	7163	
N of Miss	42	65	36	28	171	

Table 102: How many times in the past year (12 months) have you: been drunk or high at school?


Response	6	8	10	12	Total	
Never	99.0	95.6	90.2	88.4	93.9	
1 to 2 times	0.6	2.9	4.6	5.7	3.2	
3 to 5 times	0.3	0.6	1.9	1.5	1.0	
6 to 9 times	0.1	0.5	1.1	1.0	0.6	
10 to 19 times	0.1	0.2	0.5	1.3	0.5	
20 to 29 times	0.0	0.1	0.7	0.7	0.3	
30 to 39 times	0.0	0.0	0.1	0.2	0.1	
40+ times	0.1	0.1	0.8	1.3	0.5	
N of Valid	1957	2093	1821	1289	7160	
N of Miss	43	62	39	30	174	

Table 103: How many times in the past year (12 months) have you: taken a handgun to school?









Response	6	8	10	12	Total	
Never	99.7	99.8	99.7	99.3	99.7	
1 to 2 times	0.2	0.1	0.1	0.2	0.1	
3 to 5 times	0.0	0.0	0.1	0.1	0.0	
6 to 9 times	0.1	0.0	0.0	0.1	0.0	
10 to 19 times	0.0	0.0	0.0	0.1	0.0	
20 to 29 times	0.0	0.1	0.1	0.2	0.1	
30 to 39 times	0.0	0.0	0.1	0.0	0.0	
40+ times	0.0	0.0	0.0	0.2	0.0	
N of Valid	1956	2096	1822	1287	7161	
N of Miss	44	59	38	32	173	

Table 104: Are you currently on probation, or assigned a probation officer with Juvenile Court?



Response	6	8	10	12	Total	
No	98.9	98.9	96.9	98.5	98.3	
Yes	1.1	1.1	3.1	1.5	1.7	
N of Valid	1708	1896	1690	1221	6515	
N of Miss	292	259	170	98	819	

Table 105: Have you ever belonged to a gang?






Response	6	8	10	12	Total	
No	95.6	94.7	94.7	95.6	95.1	
No, but would like to	0.9	1.5	1.3	1.6	1.3	
Yes, in the past	1.9	2.6	1.9	1.0	2.0	
Yes, belong now	1.1	1.1	1.9	1.9	1.4	
Yes, but would like to get out	0.4	0.1	0.3	0.0	0.2	
N of Valid	1964	2096	1829	1290	7179	
N of Miss	36	59	31	29	155	

Table 106: If you have ever belonged to a gang, did that gang have a name?




Response	6	8	10	12	Total	
No	6.8	6.0	7.6	11.3	7.6	
Yes	2.7	3.6	3.8	3.1	3.3	
I have never belonged to a gang	90.4	90.4	88.6	85.6	89.1	
N of Valid	1944	2077	1805	1267	7093	
N of Miss	56	78	55	52	241	

Table 107: You are at a party at someone's house, and one of your friends offers you a drink containing alcohol. What would you say or do?





Response	6	8	10	12	Total	
Drink it	3.9	16.6	31.8	39.8	21.2	
Tell your friend, 'No thanks, I don't drink' and suggest that you and your friend go and do something else	48.1	42.2	33.8	27.5	39.0	
Just say, 'No thanks' and walk away	31.3	27.8	25.7	26.5	28.0	
Make up a good excuse, tell your friend you had something else to do, and leave	16.7	13.5	8.7	6.2	11.8	
N of Valid	1938	2087	1820	1284	7129	
N of Miss	62	68	40	35	205	

Table 108: How often do you attend religious services or activities?





Response	6	8	10	12	Total	
Never	15.1	11.8	11.3	15.1	13.2	
Rarely	15.5	15.8	20.0	22.1	18.0	
1-2 Times a Month	11.2	13.6	14.5	16.9	13.8	
About Once a Week or More	58.1	58.8	54.2	46.0	55.1	
N of Valid	1886	2081	1818	1287	7072	
N of Miss	114	74	42	32	262	

Table 109: I think sometimes it's okay to cheat at school.





Response	6	8	10	12	Total	
NO!	72.7	43.2	24.4	23.1	42.9	
no	22.6	39.2	40.6	37.3	34.7	
yes	4.1	16.0	28.9	32.7	19.0	
YES!	0.6	1.6	6.1	7.0	3.4	
N of Valid	1966	2094	1815	1288	7163	
N of Miss	34	61	45	31	171	

Table 110: It is important to think before you act.





Response	6	8	10	12	Total	
NO!	2.0	1.3	1.4	1.9	1.6	
no	1.5	4.0	2.8	1.9	2.6	
yes	21.0	35.2	39.7	37.0	32.8	
YES!	75.5	59.6	56.1	59.2	63.0	
N of Valid	1964	2089	1814	1288	7155	
N of Miss	36	66	46	31	179	

Table 111: Sometimes I think that life is not worth it.





Response	6	8	10	12	Total	
NO!	61.5	47.9	39.5	44.0	48.7	
no	21.5	21.7	25.7	27.3	23.7	
yes	11.2	21.1	24.2	21.9	19.3	
YES!	5.8	9.3	10.7	6.9	8.3	
N of Valid	1920	2068	1801	1281	7070	
N of Miss	80	87	59	38	264	

Table 112: At times I think I am no good at all.

Response	6	8	10	12	Total	
NO!	37.6	32.9	25.8	30.8	32.0	
no	25.7	23.1	26.6	27.4	25.5	
yes	27.0	30.8	33.8	31.9	30.7	
YES!	9.7	13.1	13.9	10.0	11.8	
N of Valid	1948	2064	1804	1287	7103	
N of Miss	52	91	56	32	231	

Table 113: All in all, I am inclined to think that I am a failure.

Response	6	8	10	12	Total	
NO!	56.2	45.6	37.6	42.9	45.9	
no	26.4	29.0	35.0	35.4	31.0	
yes	12.8	17.0	18.2	16.3	16.1	
YES!	4.6	8.3	9.2	5.4	7.0	
N of Valid	1920	2073	1810	1281	7084	
N of Miss	80	82	50	38	250	

Table 114: In the past year, have you felt depressed or sad MOST days, even if you felt okay sometimes?

Response	6	8	10	12	Total	
NO!	34.6	34.5	27.6	31.7	32.3	
no	26.0	22.2	27.0	27.0	25.3	
yes	27.3	26.0	26.7	26.1	26.5	
YES!	12.2	17.4	18.7	15.2	15.9	
N of Valid	1944	2076	1812	1287	7119	
N of Miss	56	79	48	32	215	

Table 115: It is all right to beat up people if they start the fight.





Response	6	8	10	12	Total	
NO!	53.6	33.5	26.2	27.2	36.0	
no	19.6	23.3	24.5	23.1	22.6	
yes	17.1	24.6	25.7	26.3	23.2	
YES!	9.7	18.6	23.6	23.4	18.3	
N of Valid	1949	2077	1811	1284	7121	
N of Miss	51	78	49	35	213	

Table 116: I think it is okay to take something without asking if you can get away with it.





Response	6	8	10	12	Total	
NO!	83.3	69.8	61.0	63.0	70.1	
no	15.0	26.4	33.9	32.3	26.3	
yes	1.3	3.2	4.0	3.3	2.9	
YES!	0.4	0.5	1.1	1.3	0.8	
N of Valid	1956	2079	1808	1286	7129	
N of Miss	44	76	52	33	205	

Table 117: Where do you get the most information about living a drug and alcohol free life? Parents/guardians





Response	6	8	10	12	Total	
All the time	61.4	54.7	51.1	49.9	54.7	
Most	18.0	22.2	22.2	22.1	21.1	
Some	11.1	13.4	16.2	17.4	14.2	
Very little	9.5	9.7	10.5	10.5	10.0	
N of Valid	1875	2068	1798	1280	7021	
N of Miss	125	87	62	39	313	

Table 118: Where do you get the most information about living a drug and alcohol free life? Friends





Response	6	8	10	12	Total	
All the time	25.5	18.7	13.5	15.0	18.4	
Most	18.0	18.4	16.9	17.6	17.7	
Some	24.3	28.9	32.1	30.0	28.7	
Very little	32.3	34.0	37.6	37.4	35.1	
N of Valid	1831	2033	1790	1275	6929	
N of Miss	169	122	70	44	405	

Table 119: Where do you get the most information about living a drug and alcohol free life? Family members





Response	6	8	10	12	Total	
All the time	53.7	44.5	38.2	36.8	43.9	
Most	20.4	23.3	23.2	24.3	22.7	
Some	13.9	18.4	23.4	21.4	19.1	
Very little	12.0	13.8	15.2	17.4	14.4	
N of Valid	1852	2042	1797	1278	6969	
N of Miss	148	113	63	41	365	

Table 120: Where do you get the most information about living a drug and alcohol free life? School





Response	6	8	10	12	Total	
All the time	68.7	55.3	42.2	41.0	52.8	
Most	15.8	21.8	25.8	27.3	22.2	
Some	7.4	15.7	20.6	21.2	15.8	
Very little	8.1	7.2	11.5	10.5	9.2	
N of Valid	1854	2052	1803	1280	6989	
N of Miss	146	103	57	39	345	

Table 121: Where do you get the most information about living a drug and alcohol free life? Internet





Response	6	8	10	12	Total	
All the time	16.6	13.6	11.1	12.7	13.6	
Most	12.1	12.3	12.2	12.0	12.2	
Some	22.0	26.7	30.8	28.9	26.9	
Very little	49.3	47.4	45.9	46.4	47.3	
N of Valid	1806	2038	1794	1274	6912	
N of Miss	194	117	66	45	422	

Table 122: Where do you get the most information about living a drug and alcohol free life? TV





Response	6	8	10	12	Total	
All the time	23.4	16.7	13.2	14.8	17.2	
Most	15.6	16.0	13.8	13.4	14.9	
Some	25.7	30.1	33.8	31.8	30.2	
Very little	35.3	37.1	39.2	40.0	37.7	
N of Valid	1832	2046	1792	1273	6943	
N of Miss	168	109	68	46	391	

Table 123: Where do you get the most information about living a drug and alcohol free life? Social media





Response	6	8	10	12	Total	
All the time	15.4	13.5	11.3	12.6	13.3	
Most	12.1	11.0	10.5	12.1	11.3	
Some	20.9	25.1	30.5	27.5	25.9	
Very little	51.7	50.3	47.7	47.8	49.5	
N of Valid	1783	2028	1789	1267	6867	
N of Miss	217	127	71	52	467	

Table 124: How much do you think people risk harming themselves (physically or in other ways) if they: smoked one or more packs of cigarettes per day?


Response	6	8	10	12	Total	
No risk	8.9	5.5	5.1	6.6	6.5	
Slight risk	6.2	7.9	8.8	8.1	7.7	
Moderate risk	17.3	18.8	20.5	24.4	19.8	
Great risk	67.7	67.9	65.7	60.9	66.0	
N of Valid	1886	2062	1793	1267	7008	
N of Miss	114	93	67	52	326	

Table 125: How much do you think people risk harming themselves (physically or in other ways) if they: try marijuana once or twice?


Response	6	8	10	12	Total	
No risk	10.7	16.2	28.6	37.6	21.8	
Slight risk	17.0	26.0	27.9	27.3	24.3	
Moderate risk	25.1	21.9	18.0	13.8	20.3	
Great risk	47.2	35.9	25.5	21.3	33.6	
N of Valid	1870	2050	1781	1265	6966	
N of Miss	130	105	79	54	368	

Table 126: How much do you think people risk harming themselves (physically or in other ways) if they: smoke marijuana once or twice a week?


Response	6	8	10	12	Total	
No risk	9.4	10.9	19.8	25.3	15.4	
Slight risk	6.3	12.2	17.5	20.6	13.5	
Moderate risk	19.1	22.8	24.0	22.8	22.1	
Great risk	65.1	54.0	38.6	31.3	48.9	
N of Valid	1844	2026	1761	1259	6890	
N of Miss	156	129	99	60	444	

Table 127: How much do you think people risk harming themselves (physically or in other ways) if they: take one or two drinks of an alcoholic beverage (beer, wine, liquor) nearly every day?

Response	6	8	10	12	Total	
No risk	10.5	9.5	10.1	13.0	10.6	
Slight risk	14.6	19.6	23.6	24.5	20.2	
Moderate risk	25.7	28.6	29.9	28.4	28.1	
Great risk	49.2	42.3	36.5	34.0	41.1	
N of Valid	1873	2047	1788	1267	6975	
N of Miss	127	108	72	52	359	

Table 128: How much do you think people risk harming themselves (physically or in other ways) if they: have five or more drinks of an alcoholic beverage once or twice a weekend?

Response	6	8	10	12	Total	
No risk	9.4	6.7	7.2	9.5	8.1	
Slight risk	7.8	10.9	15.0	18.1	12.4	
Moderate risk	23.7	26.3	28.8	28.2	26.6	
Great risk	59.1	56.2	49.0	44.1	52.9	
N of Valid	1872	2053	1785	1269	6979	
N of Miss	128	102	75	50	355	

Table 129: How much do you think people risk harming themselves (physically or in other ways) if they: use prescription drugs that are not prescribed to them?

Response	6	8	10	12	Total	
No risk	8.9	5.6	4.2	5.1	6.0	
Slight risk	3.9	6.8	8.5	7.6	6.6	
Moderate risk	13.8	15.0	21.2	19.7	17.1	
Great risk	73.4	72.6	66.1	67.5	70.2	
N of Valid	1869	2054	1786	1269	6978	
N of Miss	131	101	74	50	356	

Table 130: How much do you think people risk harming themselves (physically or in other ways) if they: use non-prescription drugs to get high?


Response	6	8	10	12	Total	
No risk	8.4	4.7	4.0	5.1	5.6	
Slight risk	2.5	3.7	6.4	7.3	4.7	
Moderate risk	9.9	14.9	20.2	17.0	15.3	
Great risk	79.2	76.7	69.4	70.6	74.4	
N of Valid	1864	2048	1783	1267	6962	
N of Miss	136	107	77	52	372	

Table 131: How much do you think people risk harming themselves (physically or in other ways) if they: use e-cigarettes, e-cigars, or e-hookahs?


Response	6	8	10	12	Total	
No risk	10.7	14.2	19.3	24.6	16.5	
Slight risk	11.9	21.3	28.6	30.1	22.3	
Moderate risk	21.8	23.0	22.8	18.4	21.8	
Great risk	55.6	41.5	29.2	26.8	39.4	
N of Valid	1855	2050	1786	1267	6958	
N of Miss	145	105	74	52	376	

Table 132: Have you ever used smokeless tobacco (chew, snuff, plug, dipping tobacco, or chewing tobacco)?


Response	6	8	10	12	Total	
Never	93.8	84.7	75.9	73.5	83.0	
Once or Twice	4.5	9.5	10.6	10.7	8.6	
Once in a while but not regularly	0.9	2.9	4.3	4.8	3.1	
Regularly in the past	0.4	1.3	3.9	3.8	2.2	
Regularly now	0.4	1.5	5.3	7.1	3.2	
N of Valid	1948	2071	1794	1273	7086	
N of Miss	52	84	66	46	248	

Table 133: How often have you used smokeless tobacco during the past 30 days?


Response	6	8	10	12	Total	
Not at all	98.5	94.4	89.2	87.8	93.0	
Once or twice	1.0	3.4	4.0	3.2	2.9	
Once or twice per week	0.2	0.6	0.8	0.8	0.6	
Three to five times per week	0.1	0.5	0.8	0.8	0.5	
About once a day	0.1	0.6	1.5	1.1	0.8	
More than once a day	0.2	0.5	3.7	6.3	2.3	
N of Valid	1947	2069	1791	1272	7079	
N of Miss	53	86	69	47	255	

Table 134: Have you ever smoked cigarettes?


Response	6	8	10	12	Total	
Never	93.7	79.8	67.6	58.6	76.7	
Once or Twice	5.0	13.3	15.5	15.9	12.1	
Once in a while but not regularly	0.5	3.6	7.6	11.2	5.1	
Regularly in the past	0.7	2.0	5.1	5.8	3.1	
Regularly now	0.2	1.2	4.2	8.4	3.0	
N of Valid	1944	2069	1791	1273	7077	
N of Miss	56	86	69	46	257	

Table 135: How frequently have you smoked cigarettes during the past 30 days?


Response	6	8	10	12	Total	
Not at all	98.9	95.4	88.2	81.9	92.1	
Less than one cigarette per day	0.8	3.0	6.4	7.2	4.0	
One to five cigarettes per day	0.2	1.2	3.4	5.9	2.3	
About one-half pack per day	0.1	0.3	1.2	2.7	0.9	
About one pack per day	0.0	0.1	0.5	1.2	0.4	
About one and one-half packs per day	0.1	0.0	0.3	0.7	0.2	
Two packs or more per day	0.0	0.0	0.1	0.5	0.1	
N of Valid	1944	2064	1790	1269	7067	
N of Miss	56	91	70	50	267	

Table 136: Which statement best describes rules about smoking inside your home or your family cars?






Response	6	8	10	12	Total	
Smoking is not allowed anywhere inside your home or cars	63.6	63.0	64.3	69.2	64.6	
Smoking is allowed in some places and at some times or in some cars	12.5	11.4	12.8	11.5	12.1	
Smoking is allowed anywhere inside the home or cars	3.5	4.4	5.5	3.8	4.3	
There are no rules about smoking inside the home or cars	3.7	5.9	6.7	8.5	6.0	
I don't know	16.8	15.3	10.8	6.9	13.0	
N of Valid	1913	2057	1786	1265	7021	
N of Miss	87	98	74	54	313	

Table 137: Have you ever used e-cigarettes, e-cigars, or e-hookahs?






Response	6	8	10	12	Total	
Never	96.7	85.1	71.0	63.7	80.8	
Once or Twice	2.7	8.4	12.6	15.1	9.1	
Once in a while but not regularly	0.4	4.1	9.2	10.6	5.6	
Regularly in the past	0.2	1.0	4.2	5.0	2.3	
Regularly now	0.1	1.3	2.9	5.6	2.2	
N of Valid	1912	2053	1784	1266	7015	
N of Miss	88	102	76	53	319	

Table 138: How frequently have you used e-cigarettes, e-cigars, or e-hookahs?


Response	6	8	10	12	Total	
Not at all	99.2	92.6	84.7	78.5	89.8	
Less than 10 puffs per day	0.7	4.7	10.1	12.9	6.5	
10 to 50 puffs per day	0.1	1.9	2.8	4.0	2.0	
About one-half cartomiser per day	0.0	0.3	1.3	2.1	0.8	
About one cartomiser per day	0.1	0.2	0.6	1.5	0.5	
About one and one-half cartomisers per day	0.0	0.1	0.4	0.6	0.3	
Two cartomisers or more per day	0.0	0.1	0.2	0.4	0.1	
N of Valid	1902	2045	1767	1262	6976	
N of Miss	98	110	93	57	358	

Table 139: During this school year, were you taught in any of your classes about the dangers of tobacco use?


Response	6	8	10	12	Total	
Never	12.4	19.0	33.2	41.3	24.8	
Rarely	10.9	14.5	20.3	19.3	15.9	
Sometimes	23.1	25.0	23.2	21.1	23.3	
Often	29.7	22.6	14.4	12.5	20.7	
Almost always	23.9	18.9	8.9	5.8	15.3	
N of Valid	1886	2040	1760	1254	6940	
N of Miss	114	115	100	65	394	

Table 140: During the past 12 months, have you participated in any community activities to discourage people your age from using cigarettes, chewing tobacco, snuff, dip or cigars, e-cigarettes, e-cigars, or e-hookahs?


Response	6	8	10	12	Total	
Never	56.0	59.8	67.6	72.5	63.1	
Rarely	14.2	15.8	14.0	12.2	14.2	
Sometimes	14.3	13.7	10.9	8.2	12.1	
Often	9.1	6.0	4.9	4.6	6.3	
Almost always	6.5	4.6	2.7	2.5	4.2	
N of Valid	1851	2028	1758	1255	6892	
N of Miss	149	127	102	64	442	

Table 141: Think back over the last two weeks. How many times have you had five or more alcoholic drinks in a row?


Response	6	8	10	12	Total	
None	98.1	93.3	85.7	79.7	90.2	
Once	1.3	3.2	5.6	7.1	4.0	
Twice	0.3	1.8	3.7	5.8	2.6	
3-5 times	0.2	0.8	2.9	4.2	1.8	
6-9 times	0.1	0.3	0.9	0.8	0.5	
10 or more times	0.1	0.5	1.1	2.4	0.9	
N of Valid	1899	2035	1764	1258	6956	
N of Miss	101	120	96	61	378	

Table 142: During the past 30 days, how many times did you ride in a car or other vehicle driven by someone who had been drinking alcohol or using drugs to get high?


Response	6	8	10	12	Total	
0 times	93.1	89.3	84.6	83.4	88.1	
1 time	3.2	4.8	6.6	6.1	5.1	
2 or 3 times	2.1	3.4	5.1	6.1	4.0	
4 or 5 times	0.3	0.8	1.4	1.8	1.0	
6 or more times	1.4	1.7	2.2	2.7	1.9	
N of Valid	1886	2021	1765	1256	6928	
N of Miss	114	134	95	63	406	

Table 143: During the past 30 days, how many times did you drive a car or other vehicle when you had been drinking alcohol or using drugs to get high?


Response	6	8	10	12	Total	
I did not drive a car in the past 30 days	53.1	55.4	37.5	20.5	43.7	
0 times	46.2	43.3	59.3	70.0	53.1	
1 time	0.3	0.9	1.3	4.3	1.5	
2 or 3 times	0.1	0.2	1.1	2.6	0.8	
4 or 5 times	0.2	0.1	0.3	1.2	0.4	
6 or more times	0.2	0.1	0.5	1.4	0.5	
N of Valid	1802	1988	1730	1253	6773	
N of Miss	198	167	130	66	561	

Table 144: If you drank alcohol (not just a sip or taste) in the past year, how did you usually get it?

Response	6	8	10	12	Total	
I did not drink alcohol in the past year	95.2	82.4	64.4	55.1	76.3	
I bought it myself with a fake ID	0.0	0.3	0.1	0.5	0.2	
I bought it myself without a fake ID	0.0	0.0	0.2	1.0	0.2	
I got it from someone I know age 21 or older	0.8	3.5	11.0	23.0	8.2	
I got it from someone I know under age 21	0.1	1.9	5.6	5.9	3.1	
I got it from my brother or sister	0.2	0.9	1.3	1.5	0.9	
I got it from home with my parents' permission	0.9	3.1	4.7	3.7	3.0	
I got it from home without my parents' permission	0.6	2.4	3.7	0.8	2.0	
I got it from another relative	0.6	1.4	2.3	1.0	1.3	
A stranger bought it for me	0.1	0.1	0.3	0.3	0.2	
I took it from a store or shop	0.1	0.0	0.0	0.2	0.1	
Other	1.5	3.8	6.4	7.0	4.5	
N of Valid	1837	2001	1729	1237	6804	
N of Miss	163	154	131	82	530	

Table 145: If you drank alcohol (not just a sip or taste) in the past year, where did you usually drink it?

Response	6	8	10	12	Total	
I did not drink alcohol in the past year	94.9	83.2	65.4	55.6	76.8	
At my home	2.4	7.3	12.7	11.4	8.1	
At someone else's home	1.6	6.7	16.8	26.7	11.5	
At an open area like a park, beach, field, back road, woods, or a street corner	0.7	1.9	3.4	4.5	2.4	
At a sporting event or concert	0.1	0.2	0.0	0.2	0.1	
At a restaurant, bar, or a nightclub	0.1	0.3	0.2	0.5	0.2	
At an empty building or a construction site	0.1	0.2	0.2	0.1	0.1	
At a hotel/motel	0.1	0.2	0.5	0.2	0.2	
An a car	0.0	0.2	0.4	0.7	0.3	
At school	0.1	0.1	0.5	0.2	0.2	
N of Valid	1824	1992	1712	1227	6755	
N of Miss	176	163	148	92	579	

Table 146: How do you feel about someone your age having one or two drinks of an alcoholic beverage nearly every day?

Response	6	8	10	12	Total	
Neither approve nor disapprove	17.2	25.1	32.5	35.4	26.8	
Somewhat disapprove	6.7	14.4	20.1	22.4	15.3	
Strongly disapprove	64.1	50.8	39.9	35.0	48.6	
Don't know or can't say	12.0	9.7	7.5	7.2	9.3	
N of Valid	1811	1995	1736	1246	6788	
N of Miss	189	160	124	73	546	

Table 147: On how many occasions have you had alcoholic beverages (beer, wine or hard liquor) to drink in your lifetime - more than just a few sips?

Response	6	8	10	12	Total	
0	90.7	74.0	55.3	44.0	68.4	
1-2	6.2	12.0	13.0	11.2	10.5	
3-5	1.4	5.0	9.9	8.8	5.9	
6-9	0.7	3.1	6.2	8.2	4.2	
10-19	0.5	2.6	5.2	8.6	3.8	
20-39	0.3	1.5	3.9	6.0	2.6	
40	0.2	1.9	6.6	13.2	4.6	
N of Valid	1897	2047	1761	1249	6954	
N of Miss	103	108	99	70	380	

Table 148: On how many occasions have you drunk one of more drinks of an alcoholic beverage during the past 30 days?

Response	6	8	10	12	Total	
0	98.4	92.0	81.5	71.0	87.3	
1-2	1.2	5.4	10.0	13.4	6.8	
3-5	0.1	1.1	4.7	7.5	2.9	
6-9	0.2	0.8	1.7	4.3	1.5	
10-19	0.1	0.3	1.5	1.8	0.8	
20-39	0.1	0.2	0.4	0.7	0.3	
40	0.0	0.1	0.3	1.1	0.3	
N of Valid	1890	2029	1757	1246	6922	
N of Miss	110	126	103	73	412	

Table 149: On how many occasions have you used marijuana (grass, pot) or hashish (hash, hash oil) in your lifetime?


Response	6	8	10	12	Total	
0	98.8	92.0	79.7	70.5	86.9	
1-2	0.6	3.2	5.4	7.1	3.7	
3-5	0.3	1.4	2.6	4.5	2.0	
6-9	0.3	0.6	2.3	3.3	1.4	
10-19	0.0	1.0	1.9	3.4	1.4	
20-39	0.0	0.7	1.8	2.5	1.1	
40	0.1	1.0	6.3	8.8	3.5	
N of Valid	1890	2036	1750	1243	6919	
N of Miss	110	119	110	76	415	

Table 150: On how many occasions have you used marijuana (grass, pot) or hashish (hash, hash oil) during the past 30 days?


Response	6	8	10	12	Total	
0	99.6	97.2	90.9	88.4	94.7	
1-2	0.3	1.1	3.4	4.1	2.0	
3-5	0.1	0.6	1.5	1.5	0.9	
6-9	0.0	0.3	1.0	1.4	0.6	
10-19	0.1	0.4	1.5	1.4	0.8	
20-39	0.0	0.1	0.7	1.2	0.4	
40	0.0	0.1	0.9	2.0	0.6	
N of Valid	1893	2035	1754	1241	6923	
N of Miss	107	120	106	78	411	

Table 151: On how many occasions have you used LSD or other psychedelics in your lifetime?


Response	6	8	10	12	Total	
0	99.8	99.4	97.8	96.9	98.6	
1-2	0.2	0.3	1.1	1.6	0.7	
3-5	0.0	0.0	0.5	0.8	0.3	
6-9	0.0	0.1	0.3	0.5	0.2	
10-19	0.0	0.1	0.2	0.2	0.1	
20-39	0.0	0.0	0.1	0.0	0.0	
40	0.0	0.0	0.1	0.1	0.1	
N of Valid	1873	2032	1755	1244	6904	
N of Miss	127	123	105	75	430	

Table 152: On how many occasions have you used LSD or other psychedelics during the past 30 days?

Response	6	8	10	12	Total	
0	99.9	99.8	99.4	98.9	99.6	
1-2	0.1	0.1	0.3	0.9	0.3	
3-5	0.0	0.0	0.1	0.2	0.1	
6-9	0.0	0.0	0.2	0.1	0.1	
10-19	0.0	0.0	0.0	0.0	0.0	
20-39	0.0	0.0	0.0	0.0	0.0	
40	0.0	0.0	0.0	0.0	0.0	
N of Valid	1871	2034	1757	1245	6907	
N of Miss	129	121	103	74	427	

Table 153: On how many occasions have you used cocaine or crack in your lifetime?

Response	6	8	10	12	Total	
0	99.5	99.3	98.1	97.6	98.7	
1-2	0.4	0.4	1.2	1.5	0.8	
3-5	0.0	0.1	0.4	0.4	0.2	
6-9	0.0	0.0	0.1	0.2	0.1	
10-19	0.1	0.0	0.1	0.0	0.1	
20-39	0.0	0.0	0.1	0.0	0.0	
40	0.1	0.0	0.1	0.3	0.1	
N of Valid	1886	2035	1760	1240	6921	
N of Miss	114	120	100	79	413	

Table 154: On how many occasions have you used cocaine or crack during the past 30 days?

Response	6	8	10	12	Total	
0	99.8	99.8	99.5	99.5	99.7	
1-2	0.1	0.1	0.4	0.3	0.2	
3-5	0.1	0.0	0.0	0.1	0.0	
6-9	0.1	0.0	0.1	0.0	0.0	
10-19	0.1	0.0	0.0	0.0	0.0	
20-39	0.0	0.0	0.0	0.0	0.0	
40	0.0	0.0	0.1	0.1	0.0	
N of Valid	1881	2039	1755	1238	6913	
N of Miss	119	116	105	81	421	

Table 155: On how many occasions have you sniffed glue, breathed the contents of an aerosol spray can, or inhaled other gases or sprays, in order to get high in your lifetime?








Response	6	8	10	12	Total	
0	97.0	93.1	93.0	93.6	94.2	
1-2	1.6	4.2	3.6	2.8	3.1	
3-5	0.8	1.4	1.4	1.6	1.3	
6-9	0.2	0.6	0.7	0.8	0.6	
10-19	0.2	0.1	0.6	0.4	0.3	
20-39	0.0	0.2	0.3	0.2	0.2	
40	0.2	0.4	0.3	0.5	0.4	
N of Valid	1884	2037	1758	1237	6916	
N of Miss	116	118	102	82	418	

Table 156: On how many occasions have you sniffed glue, breathed the contents of an aerosol spray can, or inhaled other gases or sprays, in order to get high during the past 30 days?








Response	6	8	10	12	Total	
0	98.5	97.3	98.6	99.0	98.3	
1-2	1.3	1.9	1.0	0.5	1.3	
3-5	0.0	0.4	0.1	0.2	0.2	
6-9	0.2	0.1	0.2	0.2	0.2	
10-19	0.1	0.0	0.0	0.0	0.0	
20-39	0.0	0.1	0.0	0.1	0.1	
40	0.0	0.1	0.1	0.0	0.1	
N of Valid	1881	2038	1754	1235	6908	
N of Miss	119	117	106	84	426	

Table 157: On how many occasions have you used Daztrex in your lifetime?


Response	6	8	10	12	Total	
0	100.0	100.0	100.0	100.0	100.0	
1-2	0.0	0.0	0.0	0.0	0.0	
3-5	0.0	0.0	0.0	0.0	0.0	
6-9	0.0	0.0	0.0	0.0	0.0	
10-19	0.0	0.0	0.0	0.0	0.0	
20-39	0.0	0.0	0.0	0.0	0.0	
40	0.0	0.0	0.0	0.0	0.0	
N of Valid	1861	2030	1755	1236	6882	
N of Miss	139	125	105	83	452	

Table 158: On how many occasions have you used Daztrex during the past 30 days?


Response	6	8	10	12	Total	
0	100.0	100.0	100.0	100.0	100.0	
1-2	0.0	0.0	0.0	0.0	0.0	
3-5	0.0	0.0	0.0	0.0	0.0	
6-9	0.0	0.0	0.0	0.0	0.0	
10-19	0.0	0.0	0.0	0.0	0.0	
20-39	0.0	0.0	0.0	0.0	0.0	
40	0.0	0.0	0.0	0.0	0.0	
N of Valid	1862	2027	1754	1230	6873	
N of Miss	138	128	106	89	461	

Table 159: On how many occasions have you used synthetic marijuana (K2, spice) in your lifetime?








Response	6	8	10	12	Total	
0	99.7	98.4	94.8	92.5	96.8	
1-2	0.1	0.8	3.0	3.9	1.7	
3-5	0.2	0.2	1.1	1.2	0.6	
6-9	0.1	0.3	0.5	0.6	0.3	
10-19	0.0	0.0	0.3	0.3	0.1	
20-39	0.0	0.0	0.1	0.2	0.1	
40	0.0	0.1	0.3	1.3	0.4	
N of Valid	1878	2032	1753	1235	6898	
N of Miss	122	123	107	84	436	

Table 160: On how many occasions have you used synthetic marijuana (K2, spice) during the past 30 days?


Response	6	8	10	12	Total	
0	99.7	99.4	98.9	99.0	99.3	
1-2	0.3	0.4	0.7	0.6	0.5	
3-5	0.0	0.1	0.2	0.2	0.1	
6-9	0.0	0.1	0.1	0.0	0.0	
10-19	0.0	0.0	0.1	0.1	0.0	
20-39	0.0	0.0	0.0	0.0	0.0	
40	0.0	0.0	0.1	0.1	0.0	
N of Valid	1875	2030	1754	1236	6895	
N of Miss	125	125	106	83	439	

Table 161: On how many occasions have you used methamphetamines (meth, speed, crank, crystal meth) in your lifetime?


Response	6	8	10	12	Total	
0	99.7	99.3	98.3	98.4	99.0	
1-2	0.2	0.3	0.9	0.6	0.5	
3-5	0.1	0.1	0.2	0.1	0.1	
6-9	0.0	0.2	0.1	0.3	0.1	
10-19	0.0	0.0	0.3	0.1	0.1	
20-39	0.0	0.0	0.2	0.3	0.1	
40	0.0	0.0	0.1	0.2	0.1	
N of Valid	1874	2028	1751	1234	6887	
N of Miss	126	127	109	85	447	

Table 162: On how many occasions have you used methamphetamines (meth, speed, crank, crystal meth) in the past 30 days?


Response	6	8	10	12	Total	
0	99.9	99.8	99.5	99.4	99.7	
1-2	0.1	0.0	0.4	0.4	0.2	
3-5	0.0	0.1	0.1	0.1	0.1	
6-9	0.0	0.0	0.0	0.0	0.0	
10-19	0.0	0.0	0.0	0.1	0.0	
20-39	0.0	0.0	0.0	0.0	0.0	
40	0.0	0.0	0.0	0.0	0.0	
N of Valid	1863	2030	1754	1235	6882	
N of Miss	137	125	106	84	452	

Table 163: On how many occasions have you used other chemical products (bath salts, plant food, etc.) in your lifetime?








Response	6	8	10	12	Total	
0	98.8	98.6	99.4	99.5	99.0	
1-2	0.8	0.6	0.2	0.1	0.5	
3-5	0.1	0.4	0.2	0.3	0.3	
6-9	0.1	0.1	0.0	0.0	0.0	
10-19	0.1	0.0	0.1	0.0	0.0	
20-39	0.1	0.0	0.0	0.0	0.0	
40	0.1	0.2	0.1	0.1	0.1	
N of Valid	1867	2025	1752	1236	6880	
N of Miss	133	130	108	83	454	

Table 164: On how many occasions have you used other chemical products (bath salts, plant food, etc.) during the past 30 days?








Response	6	8	10	12	Total	
0	99.6	99.2	99.8	99.7	99.5	
1-2	0.3	0.4	0.1	0.3	0.3	
3-5	0.1	0.1	0.1	0.0	0.1	
6-9	0.1	0.0	0.0	0.0	0.0	
10-19	0.0	0.0	0.0	0.0	0.0	
20-39	0.0	0.0	0.0	0.0	0.0	
40	0.0	0.1	0.1	0.0	0.1	
N of Valid	1859	2025	1754	1233	6871	
N of Miss	141	130	106	86	463	

Table 165: On how many occasions have you used heroin or other opiates in your lifetime?








Response	6	8	10	12	Total	
0	99.9	99.6	99.0	98.1	99.3	
1-2	0.1	0.2	0.7	0.5	0.3	
3-5	0.0	0.1	0.2	0.5	0.2	
6-9	0.0	0.0	0.1	0.2	0.0	
10-19	0.0	0.0	0.0	0.3	0.1	
20-39	0.0	0.0	0.0	0.2	0.0	
40	0.0	0.0	0.1	0.3	0.1	
N of Valid	1864	2029	1753	1234	6880	
N of Miss	136	126	107	85	454	

Table 166: On how many occasions have you used heroin or other opiates during the past 30 days?


Response	6	8	10	12	Total	
0	100.0	99.9	99.7	99.0	99.7	
1-2	0.0	0.0	0.2	0.6	0.2	
3-5	0.0	0.0	0.0	0.2	0.0	
6-9	0.0	0.0	0.1	0.1	0.0	
10-19	0.0	0.0	0.0	0.0	0.0	
20-39	0.0	0.0	0.0	0.0	0.0	
40	0.0	0.0	0.0	0.1	0.0	
N of Valid	1861	2029	1752	1232	6874	
N of Miss	139	126	108	87	460	

Table 167: On how many occasions have you used MDMA ('X', 'E', or ecstasy) in your lifetime?


Response	6	8	10	12	Total	
0	99.9	99.2	98.0	98.0	98.9	
1-2	0.1	0.6	1.2	1.1	0.7	
3-5	0.0	0.1	0.3	0.2	0.1	
6-9	0.0	0.0	0.1	0.3	0.1	
10-19	0.0	0.0	0.2	0.2	0.1	
20-39	0.0	0.0	0.1	0.0	0.0	
40	0.0	0.0	0.1	0.2	0.1	
N of Valid	1853	2020	1755	1229	6857	
N of Miss	147	135	105	90	477	

Table 168: On how many occasions have you used MDMA ('X', 'E', or ecstasy) during the past 30 days?


Response	6	8	10	12	Total	
0	99.9	99.8	99.7	99.3	99.7	
1-2	0.0	0.2	0.2	0.2	0.2	
3-5	0.1	0.0	0.1	0.2	0.1	
6-9	0.0	0.0	0.0	0.0	0.0	
10-19	0.0	0.0	0.0	0.2	0.0	
20-39	0.0	0.0	0.0	0.0	0.0	
40	0.0	0.0	0.0	0.1	0.0	
N of Valid	1845	2018	1752	1226	6841	
N of Miss	155	137	108	93	493	

Table 169: On how many occasions have you taken prescription drugs (such as Valium, Xanax, Ritalin, Adderall, OxyContin, Darvocet, or sleeping pills) not prescribed to you in your lifetime?








Response	6	8	10	12	Total	
0	98.0	94.1	88.9	86.7	92.5	
1-2	1.1	2.8	3.3	3.9	2.7	
3-5	0.4	1.0	2.9	3.1	1.7	
6-9	0.1	0.7	1.4	2.0	1.0	
10-19	0.2	0.3	1.3	1.3	0.7	
20-39	0.1	0.5	0.5	0.9	0.5	
40	0.1	0.5	1.7	2.1	1.0	
N of Valid	1867	2022	1750	1229	6868	
N of Miss	133	133	110	90	466	

Table 170: On how many occasions have you taken prescription drugs (such as Valium, Xanax, Ritalin, Adderall, OxyContin, Darvocet, or sleeping pills) not prescribed to you during the past 30 days?








Response	6	8	10	12	Total	
0	99.1	97.2	95.8	94.7	96.9	
1-2	0.6	1.6	1.9	2.4	1.6	
3-5	0.1	0.5	1.3	1.1	0.7	
6-9	0.1	0.2	0.4	1.2	0.4	
10-19	0.1	0.0	0.4	0.4	0.2	
20-39	0.0	0.2	0.2	0.2	0.1	
40	0.1	0.1	0.0	0.1	0.1	
N of Valid	1862	2027	1746	1229	6864	
N of Miss	138	128	114	90	470	

Table 171: On how many occasions have you taken non-prescription medicines such as diet pills (for example, Dietac, Dexatrim or Prolamine), stay-awake pills (for example No-Doz, Vivarin, or Wake), or cough or cold medicines (robos, DXM, etc.) to get high in your lifetime?








Response	6	8	10	12	Total	
0	99.3	96.9	95.0	94.8	96.7	
1-2	0.3	1.2	1.9	1.2	1.2	
3-5	0.0	0.7	0.9	1.0	0.6	
6-9	0.1	0.4	0.7	1.0	0.5	
10-19	0.1	0.2	0.3	0.7	0.3	
20-39	0.1	0.3	0.2	0.4	0.2	
40	0.2	0.2	0.9	1.0	0.5	
N of Valid	1861	2022	1748	1228	6859	
N of Miss	139	133	112	91	475	

Table 172: On how many occasions have you taken non-prescription medicines such as diet pills (for example, Dietac, Dexatrim or Prolamine), stay-awake pills (for example No-Doz, Vivarin, or Wake), or cough or cold medicines (robos, DXM, etc.) to get high during the past 30 days?








Response	6	8	10	12	Total	
0	99.6	98.2	97.8	97.9	98.4	
1-2	0.2	1.1	1.3	0.9	0.9	
3-5	0.1	0.4	0.5	0.7	0.4	
6-9	0.1	0.1	0.2	0.2	0.1	
10-19	0.0	0.0	0.2	0.2	0.1	
20-39	0.1	0.0	0.0	0.1	0.0	
40	0.1	0.0	0.1	0.1	0.1	
N of Valid	1860	2017	1749	1228	6854	
N of Miss	140	138	111	91	480	

Table 173: On how many occasions have you been drunk or very high from drinking alcoholic beverages during the past 30 days?








Response	6	8	10	12	Total	
0	99.6	95.9	88.3	81.9	92.5	
1-2	0.3	2.7	6.5	9.1	4.2	
3-5	0.1	0.7	2.4	4.5	1.7	
6-9	0.0	0.3	1.1	2.1	0.8	
10-19	0.0	0.2	0.7	1.2	0.5	
20-39	0.0	0.1	0.4	0.2	0.2	
40	0.0	0.0	0.5	0.9	0.3	
N of Valid	1865	2011	1737	1217	6830	
N of Miss	135	144	123	102	504	

Table 174: On how many occasions have you drunk flavored alcoholic beverages, sometimes called 'alcopops' (like Mike's Hard Lemonade, Smirnoff Ice, Bacardi Breezers, etc.) in your lifetime?








Response	6	8	10	12	Total	
0	96.1	83.9	70.7	59.7	79.6	
1-2	2.6	9.3	9.1	9.1	7.4	
3-5	0.6	3.2	7.3	7.3	4.3	
6-9	0.5	1.5	3.6	6.9	2.7	
10-19	0.1	0.8	3.7	5.7	2.2	
20-39	0.1	0.5	2.2	4.3	1.5	
40	0.1	0.8	3.4	7.0	2.4	
N of Valid	1873	2016	1742	1220	6851	
N of Miss	127	139	118	99	483	

Table 175: On how many occasions have you drunk flavored alcoholic beverages, sometimes called 'alcopops' (like Mike's Hard Lemonade, Smirnoff Ice, Bacardi Breezers, etc.) during the past 30 days?








Response	6	8	10	12	Total	
0	99.1	94.5	88.3	81.2	91.8	
1-2	0.6	4.0	6.5	10.1	4.8	
3-5	0.2	0.9	3.0	4.7	2.0	
6-9	0.1	0.3	1.4	2.3	0.9	
10-19	0.1	0.1	0.5	0.9	0.3	
20-39	0.0	0.0	0.1	0.1	0.0	
40	0.0	0.1	0.2	0.7	0.2	
N of Valid	1868	2021	1745	1227	6861	
N of Miss	132	134	115	92	473	

Table 176: If you used prescription drugs or over the counter drugs without a doctor telling you to use it or for the purpose of getting high, where did you get these drugs? - Did not use



Response	6	8	10	12	Total	
No	11.4	11.1	16.1	17.7	13.7	
Yes	88.6	88.9	83.9	82.3	86.3	
N of Valid	2000	2155	1860	1319	7334	
N of Miss	0	0	0	0	0	

Table 177: If you used prescription drugs or over the counter drugs without a doctor telling you to use it or for the purpose of getting high, where did you get these drugs? - Bought or took from store or shop



Response	6	8	10	12	Total	
No	100.0	99.5	99.2	98.3	99.4	
Yes	0.1	0.5	0.8	1.7	0.6	
N of Valid	2000	2155	1860	1319	7334	
N of Miss	0	0	0	0	0	

Table 178: If you used prescription drugs or over the counter drugs without a doctor telling you to use it or for the purpose of getting high, where did you get these drugs? -
Got from parents with permission



Response	6	8	10	12	Total	
No	99.6	99.2	98.8	98.7	99.1	
Yes	0.4	0.8	1.2	1.3	0.9	
N of Valid	2000	2155	1860	1319	7334	
N of Miss	0	0	0	0	0	

Table 179: If you used prescription drugs or over the counter drugs without a doctor telling you to use it or for the purpose of getting high, where did you get these drugs? -
Got from home without permission



Response	6	8	10	12	Total	
No	99.9	98.7	98.4	98.7	99.0	
Yes	0.1	1.3	1.6	1.3	1.0	
N of Valid	2000	2155	1860	1319	7334	
N of Miss	0	0	0	0	0	

Table 180: If you used prescription drugs or over the counter drugs without a doctor telling you to use it or for the purpose of getting high, where did you get these drugs? -
Got from relative with permission



Response	6	8	10	12	Total	
No	99.9	99.5	99.1	99.2	99.4	
Yes	0.1	0.5	0.9	0.8	0.6	
N of Valid	2000	2155	1860	1319	7334	
N of Miss	0	0	0	0	0	

Table 181: If you used prescription drugs or over the counter drugs without a doctor telling you to use it or for the purpose of getting high, where did you get these drugs? -
Got from relative without permission



Response	6	8	10	12	Total	
No	100.0	99.5	99.5	99.8	99.7	
Yes	0.1	0.5	0.5	0.2	0.3	
N of Valid	2000	2155	1860	1319	7334	
N of Miss	0	0	0	0	0	

Table 182: If you used prescription drugs or over the counter drugs without a doctor telling you to use it or for the purpose of getting high, where did you get these drugs? -
Got from friend's home with permission



Response	6	8	10	12	Total	
No	100.0	99.4	98.8	97.8	99.1	
Yes	0.1	0.6	1.2	2.2	0.9	
N of Valid	2000	2155	1860	1319	7334	
N of Miss	0	0	0	0	0	

Table 183: If you used prescription drugs or over the counter drugs without a doctor telling you to use it or for the purpose of getting high, where did you get these drugs? -
Got from friend's home without permission



Response	6	8	10	12	Total	
No	100.0	99.4	99.4	99.6	99.6	
Yes	0.1	0.6	0.6	0.4	0.4	
N of Valid	2000	2155	1860	1319	7334	
N of Miss	0	0	0	0	0	

Table 184: If you used prescription drugs or over the counter drugs without a doctor telling you to use it or for the purpose of getting high, where did you get these drugs? -
Got from friend at school



Response	6	8	10	12	Total	
No	100.0	99.5	98.4	98.1	99.1	
Yes	0.0	0.5	1.6	1.9	0.9	
N of Valid	2000	2155	1860	1319	7334	
N of Miss	0	0	0	0	0	

Table 185: If you used prescription drugs or over the counter drugs without a doctor telling you to use it or for the purpose of getting high, where did you get these drugs? -
Got from friend at party



Response	6	8	10	12	Total	
No	99.9	99.4	98.3	97.6	98.9	
Yes	0.1	0.6	1.7	2.4	1.1	
N of Valid	2000	2155	1860	1319	7334	
N of Miss	0	0	0	0	0	

Table 186: If you used prescription drugs or over the counter drugs without a doctor telling you to use it or for the purpose of getting high, where did you get these drugs? -
Got from friend, elsewhere



Response	6	8	10	12	Total	
No	100.0	99.3	97.6	95.8	98.4	
Yes	0.1	0.7	2.4	4.2	1.6	
N of Valid	2000	2155	1860	1319	7334	
N of Miss	0	0	0	0	0	

Table 187: If you used prescription drugs or over the counter drugs without a doctor telling you to use it or for the purpose of getting high, where did you get these drugs? -
Got from internet sale



Response	6	8	10	12	Total	
No	100.0	99.7	99.8	99.6	99.8	
Yes	0.0	0.3	0.2	0.4	0.2	
N of Valid	2000	2155	1860	1319	7334	
N of Miss	0	0	0	0	0	

Table 188: During the last month, about how many marijuana cigarettes, or the equivalent, did you smoke a day, on the average?








Response	6	8	10	12	Total	
None	99.5	95.6	90.0	88.4	93.9	
Less than 1 a day	0.2	2.2	5.0	3.5	2.6	
1 a day	0.2	0.8	1.1	1.5	0.8	
2-3 a day	0.1	0.6	1.6	2.9	1.1	
4-6 a day	0.0	0.6	1.2	2.4	0.9	
7-10 a day	0.0	0.2	0.3	0.8	0.3	
11 or more a day	0.1	0.2	0.9	0.5	0.4	
N of Valid	1829	1993	1716	1232	6770	
N of Miss	171	162	144	87	564	

Table 189: How wrong do your friends feel it would be for YOU to: have one or two drinks of an alcoholic beverage nearly every day?





Response	6	8	10	12	Total	
Very wrong	82.6	60.4	44.7	37.7	58.3	
Wrong	11.3	20.0	23.4	24.2	19.3	
A little bit wrong	3.6	12.6	18.3	19.2	12.8	
Not at all wrong	2.4	7.0	13.6	18.9	9.6	
N of Valid	1819	1997	1712	1227	6755	
N of Miss	181	158	148	92	579	

Table 190: How wrong do your friends feel it would be for YOU to: smoke tobacco?





Response	6	8	10	12	Total	
Very wrong	86.8	68.8	52.8	41.4	64.6	
Wrong	9.2	17.1	20.0	20.5	16.3	
A little bit wrong	2.3	8.6	14.8	17.4	10.1	
Not at all wrong	1.7	5.5	12.4	20.8	9.0	
N of Valid	1808	1992	1708	1227	6735	
N of Miss	192	163	152	92	599	

Table 191: How wrong do your friends feel it would be for YOU to: smoke marijuana?





Response	6	8	10	12	Total	
Very wrong	92.6	75.3	55.7	45.6	69.5	
Wrong	4.6	10.8	16.3	17.5	11.7	
A little bit wrong	1.2	6.7	12.8	15.3	8.3	
Not at all wrong	1.6	7.3	15.2	21.6	10.4	
N of Valid	1811	1992	1707	1228	6738	
N of Miss	189	163	153	91	596	

Table 192: How wrong do your friends feel it would be for YOU to: use prescription drugs not prescribed to you?





Response	6	8	10	12	Total	
Very wrong	90.0	79.4	68.0	66.2	77.0	
Wrong	6.6	11.9	18.8	17.6	13.3	
A little bit wrong	1.8	5.0	7.4	9.5	5.6	
Not at all wrong	1.6	3.7	5.8	6.8	4.2	
N of Valid	1810	1992	1708	1226	6736	
N of Miss	190	163	152	93	598	

Table 193: How wrong would most adults (over 21) in your neighborhood think it is for kids your age: to use marijuana?





Response	6	8	10	12	Total	
Very wrong	91.9	81.4	69.3	61.8	77.5	
Wrong	4.8	11.0	16.5	21.4	12.7	
A little bit wrong	2.0	4.5	8.7	10.9	6.1	
Not at all wrong	1.3	3.1	5.5	5.9	3.7	
N of Valid	1798	1982	1704	1227	6711	
N of Miss	202	173	156	92	623	

Table 194: How wrong would most adults (over 21) in your neighborhood think it is for kids your age: to drink alcohol?





Response	6	8	10	12	Total	
Very wrong	85.1	70.7	58.7	51.0	67.9	
Wrong	9.0	15.7	19.4	22.2	16.0	
A little bit wrong	3.6	9.6	15.7	18.3	11.1	
Not at all wrong	2.2	4.0	6.2	8.6	4.9	
N of Valid	1790	1979	1703	1227	6699	
N of Miss	210	176	157	92	635	

Table 195: How wrong would most adults (over 21) in your neighborhood think it is for kids your age: to smoke cigarettes?





Response	6	8	10	12	Total	
Very wrong	85.8	73.8	62.8	50.5	69.9	
Wrong	8.5	14.8	20.4	23.2	16.1	
A little bit wrong	3.6	7.2	10.3	15.7	8.6	
Not at all wrong	2.1	4.2	6.5	10.6	5.4	
N of Valid	1792	1977	1697	1226	6692	
N of Miss	208	178	163	93	642	

Table 196: How much do each of the following statements describe your neighborhood? crime and/or drug selling





Response	6	8	10	12	Total	
NO!	78.8	69.9	59.8	63.7	68.6	
no	13.5	16.8	24.2	20.8	18.6	
yes	5.9	9.8	12.6	12.1	9.9	
YES!	1.7	3.5	3.4	3.4	3.0	
N of Valid	1773	1966	1696	1220	6655	
N of Miss	227	189	164	99	679	

Table 197: How much do each of the following statements describe your neighborhood? fights





Response	6	8	10	12	Total	
NO!	69.6	64.9	58.0	63.6	64.1	
no	17.6	21.9	27.6	26.1	23.0	
yes	9.6	10.1	11.8	8.3	10.1	
YES!	3.2	3.1	2.6	2.0	2.8	
N of Valid	1761	1956	1686	1220	6623	
N of Miss	239	199	174	99	711	

Table 198: How much do each of the following statements describe your neighborhood? lots of empty or abandoned buildings





Response	6	8	10	12	Total	
NO!	68.7	64.5	60.1	63.4	64.3	
no	19.8	22.5	28.5	26.0	24.0	
yes	9.0	10.1	8.3	8.2	9.0	
YES!	2.5	2.9	3.0	2.4	2.7	
N of Valid	1765	1957	1690	1221	6633	
N of Miss	235	198	170	98	701	

Table 199: How much do each of the following statements describe your neighborhood? lots of graffiti





Response	6	8	10	12	Total	
NO!	81.7	77.2	72.3	73.8	76.5	
no	13.7	19.5	24.7	23.7	20.1	
yes	2.8	2.4	1.8	1.8	2.2	
YES!	1.9	0.9	1.1	0.7	1.2	
N of Valid	1714	1938	1677	1216	6545	
N of Miss	286	217	183	103	789	

Table 200: I feel safe in my neighborhood.





Response	6	8	10	12	Total	
NO!	8.0	6.7	6.0	6.0	6.7	
no	5.5	8.3	7.9	5.3	6.9	
yes	25.9	32.8	38.0	36.0	32.8	
YES!	60.7	52.2	48.1	52.7	53.5	
N of Valid	1778	1950	1687	1219	6634	
N of Miss	222	205	173	100	700	

Table 201: If a kid smoked marijuana in your neighborhood would he or she be caught by the police?

Response	6	8	10	12	Total	
NO!	10.9	15.5	20.7	23.9	17.1	
no	18.4	35.9	45.6	49.1	36.2	
yes	30.3	25.9	23.6	18.7	25.2	
YES!	40.4	22.6	10.2	8.3	21.5	
N of Valid	1741	1931	1674	1205	6551	
N of Miss	259	224	186	114	783	

Table 202: If a kid drank some beer, wine or hard liquor (for example, vodka, whiskey, or gin) in your neighborhood would he or she be caught by the police?

Response	6	8	10	12	Total	
NO!	12.9	19.9	27.7	30.5	22.0	
no	24.5	42.7	49.0	50.0	40.8	
yes	30.2	20.8	15.7	14.2	20.8	
YES!	32.4	16.6	7.6	5.3	16.4	
N of Valid	1729	1931	1673	1205	6538	
N of Miss	271	224	187	114	796	

Table 203: If a kid carried a handgun in your neighborhood would he or she be caught by the police?

Response	6	8	10	12	Total	
NO!	13.0	15.7	20.2	21.9	17.3	
no	17.2	28.9	34.1	34.5	28.2	
yes	28.0	27.8	27.6	27.3	27.7	
YES!	41.8	27.7	18.1	16.2	26.9	
N of Valid	1728	1927	1667	1203	6525	
N of Miss	272	228	193	116	809	

Table 204: If you wanted to get some cigarettes, how easy would it be for you to get some?

Response	6	8	10	12	Total	
Very hard	76.5	50.7	32.0	16.7	46.4	
Sort of hard	9.3	14.6	15.5	9.0	12.4	
Sort of easy	8.7	19.1	23.0	17.5	17.1	
Very easy	5.5	15.6	29.5	56.8	24.1	
N of Valid	1701	1916	1667	1201	6485	
N of Miss	299	239	193	118	849	

Table 205: If you wanted to get some beer, wine or hard liquor (for example, vodka, whiskey, or gin), how easy would it be for you to get some?

Response	6	8	10	12	Total	
Very hard	74.7	48.8	29.8	20.8	45.5	
Sort of hard	11.0	15.9	15.0	14.6	14.1	
Sort of easy	8.4	17.2	25.6	26.8	18.8	
Very easy	5.9	18.0	29.6	37.8	21.5	
N of Valid	1696	1908	1663	1200	6467	
N of Miss	304	247	197	119	867	

Table 206: If you wanted to get a drug like cocaine, LSD, or amphetamines, how easy would it be for you to get some?

Response	6	8	10	12	Total	
Very hard	94.7	85.2	70.3	59.8	79.1	
Sort of hard	3.7	8.3	16.2	22.4	11.7	
Sort of easy	0.9	3.3	7.0	8.9	4.7	
Very easy	0.8	3.2	6.4	8.9	4.5	
N of Valid	1688	1904	1663	1199	6454	
N of Miss	312	251	197	120	880	

Table 207: If you wanted to get a handgun, how easy would it be for you to get one?

Response	6	8	10	12	Total	
Very hard	69.1	57.4	47.6	44.7	55.6	
Sort of hard	12.8	15.3	17.7	18.7	15.9	
Sort of easy	9.4	13.1	14.7	14.6	12.8	
Very easy	8.7	14.1	20.0	22.0	15.7	
N of Valid	1687	1912	1657	1199	6455	
N of Miss	313	243	203	120	879	

Table 208: If you wanted to get some marijuana, how easy would it be for you to get some?

Response	6	8	10	12	Total	
Very hard	93.6	72.1	45.4	31.2	63.3	
Sort of hard	3.0	8.8	12.9	11.8	8.9	
Sort of easy	2.0	9.5	16.5	18.6	11.0	
Very easy	1.4	9.6	25.3	38.5	16.9	
N of Valid	1682	1897	1649	1191	6419	
N of Miss	318	258	211	128	915	

Table 209: If you wanted to get prescription drugs for the purpose of getting high, how easy would it be for you to get some?

Response	6	8	10	12	Total	
Very hard	84.7	66.3	47.4	40.2	61.4	
Sort of hard	6.4	10.5	14.7	16.5	11.6	
Sort of easy	4.3	10.8	17.2	19.5	12.4	
Very easy	4.6	12.3	20.7	23.8	14.6	
N of Valid	1682	1904	1657	1192	6435	
N of Miss	318	251	203	127	899	

Table 210: If you wanted to get synthetic marijuana such as K2 or chemical products such as bath salts to get high, how easy would it be for you to get some?


Response	6	8	10	12	Total	
Very hard	94.1	83.4	66.2	55.6	76.6	
Sort of hard	3.0	7.6	15.0	20.2	10.6	
Sort of easy	1.1	4.4	9.2	9.8	5.8	
Very easy	1.8	4.6	9.5	14.5	7.0	
N of Valid	1685	1907	1656	1196	6444	
N of Miss	315	248	204	123	890	

Table 211: If you wanted to get steroids to use or to enhance athletic performance, how easy would it be for you to get some?


Response	6	8	10	12	Total	
Very hard	92.0	81.4	67.3	56.2	75.8	
Sort of hard	4.8	8.9	17.3	21.7	12.4	
Sort of easy	2.0	5.8	8.0	11.5	6.4	
Very easy	1.3	4.0	7.5	10.5	5.4	
N of Valid	1679	1897	1655	1197	6428	
N of Miss	321	258	205	122	906	

Table 212: If you wanted to get e-cigarettes, e-cigars, or e-hookahs, how easy would it be for you to get some?


Response	6	8	10	12	Total	
Very hard	88.7	68.8	44.5	30.9	60.7	
Sort of hard	5.6	8.6	13.0	10.1	9.2	
Sort of easy	3.1	10.6	16.6	16.5	11.3	
Very easy	2.6	11.9	25.9	42.5	18.8	
N of Valid	1686	1900	1655	1196	6437	
N of Miss	314	255	205	123	897	

Table 213: During the past 12 months, have you participated in any alcohol prevention programs or seen any alcohol prevention messages in your school or community? Yes, a school-based program focused on preventing underage drinking and/or drinking and driving.



Response	6	8	10	12	Total	
No	62.5	68.4	77.5	81.7	71.5	
Yes	37.5	31.6	22.5	18.3	28.5	
N of Valid	2000	2155	1860	1319	7334	
N of Miss	0	0	0	0	0	

Table 214: During the past 12 months, have you participated in any alcohol prevention programs or seen any alcohol prevention messages in your school or community? Yes, a community-based program focused on preventing underage drinking and/or drinking and driving (for example, through your church or temple or through youth groups like Boys and Girls Club or 4-H).



Response	6	8	10	12	Total	
No	90.6	94.4	95.3	94.8	93.7	
Yes	9.4	5.6	4.7	5.2	6.3	
N of Valid	2000	2155	1860	1319	7334	
N of Miss	0	0	0	0	0	

Table 215: During the past 12 months, have you participated in any alcohol prevention programs or seen any alcohol prevention messages in your school or community? Yes, a media campaign addressing underage drinking and/or drinking and driving (for example, newspaper ads, posters, pamphlets, radio, TV).



Response	6	8	10	12	Total	
No	90.7	91.3	91.8	92.2	91.4	
Yes	9.3	8.7	8.2	7.8	8.6	
N of Valid	2000	2155	1860	1319	7334	
N of Miss	0	0	0	0	0	

Table 216: During the past 12 months, have you participated in any alcohol prevention programs or seen any alcohol prevention messages in your school or community? No



Response	6	8	10	12	Total	
No	59.4	49.7	41.0	34.5	47.4	
Yes	40.6	50.3	59.0	65.5	52.6	
N of Valid	2000	2155	1860	1319	7334	
N of Miss	0	0	0	0	0	

Table 217: How wrong do your parents feel it would be for YOU to: have one or two drinks of an alcoholic beverage nearly every day?

Response	6	8	10	12	Total	
Very wrong	90.7	84.2	77.0	71.5	81.8	
Wrong	5.8	9.9	13.9	16.7	11.1	
A little bit wrong	2.9	4.0	6.4	8.1	5.1	
Not at all wrong	0.6	1.9	2.7	3.7	2.1	
N of Valid	1750	1941	1672	1203	6566	
N of Miss	250	214	188	116	768	

Table 218: How wrong do your parents feel it would be for YOU to: smoke tobacco?

Response	6	8	10	12	Total	
Very wrong	94.4	89.9	83.1	70.6	85.8	
Wrong	3.9	6.3	10.3	15.5	8.4	
A little bit wrong	1.0	2.5	4.3	7.7	3.5	
Not at all wrong	0.6	1.3	2.3	6.2	2.3	
N of Valid	1748	1941	1668	1202	6559	
N of Miss	252	214	192	117	775	

Table 219: How wrong do your parents feel it would be for YOU to: smoke marijuana?

Response	6	8	10	12	Total	
Very wrong	97.2	91.1	84.2	79.0	88.7	
Wrong	2.0	4.3	8.4	10.3	5.8	
A little bit wrong	0.5	2.9	4.1	6.3	3.2	
Not at all wrong	0.3	1.7	3.4	4.3	2.3	
N of Valid	1732	1929	1663	1199	6523	
N of Miss	268	226	197	120	811	

Table 220: How wrong do your parents feel it would be for YOU to: use prescription drugs not prescribed to you?


Response	6	8	10	12	Total	
Very wrong	95.6	92.3	90.2	87.6	91.8	
Wrong	2.5	4.3	5.5	8.3	4.9	
A little bit wrong	1.3	2.1	2.6	2.8	2.1	
Not at all wrong	0.6	1.2	1.7	1.3	1.2	
N of Valid	1736	1933	1669	1199	6537	
N of Miss	264	222	191	120	797	

Table 221: How wrong do your parents feel it would be for YOU to: steal something worth more than \$5?


Response	6	8	10	12	Total	
Very wrong	88.7	86.3	86.6	87.1	87.1	
Wrong	9.2	10.7	10.0	9.8	10.0	
A little bit wrong	1.7	1.9	2.4	1.9	2.0	
Not at all wrong	0.5	1.1	1.0	1.3	0.9	
N of Valid	1745	1935	1668	1199	6547	
N of Miss	255	220	192	120	787	

Table 222: How wrong do your parents feel it would be for YOU to: draw graffiti, write things, or draw pictures on buildings or other property (without the owner's permission)?


Response	6	8	10	12	Total	
Very wrong	92.2	86.3	84.4	84.7	87.1	
Wrong	5.6	8.6	11.0	10.7	8.8	
A little bit wrong	1.4	3.5	2.9	2.9	2.7	
Not at all wrong	0.9	1.6	1.7	1.7	1.4	
N of Valid	1746	1941	1668	1203	6558	
N of Miss	254	214	192	116	776	

Table 223: How wrong do your parents feel it would be for YOU to: pick a fight with someone?





Response	6	8	10	12	Total	
Very wrong	76.5	64.5	62.0	63.3	66.9	
Wrong	15.7	22.1	23.1	22.4	20.7	
A little bit wrong	6.3	10.7	11.4	11.1	9.8	
Not at all wrong	1.5	2.6	3.4	3.2	2.6	
N of Valid	1743	1937	1665	1203	6548	
N of Miss	257	218	195	116	786	

Table 224: During the past 12 months, have you talked with at least one of your parents about the dangers of underage drinking and/or drinking and driving? By parents, we mean either your biological parents, adoptive parents, stepparents, or adult guardians - whether or not they live with you.



Response	6	8	10	12	Total	
No	45.2	51.8	51.8	50.0	49.8	
Yes	54.8	48.2	48.2	50.0	50.2	
N of Valid	1700	1902	1638	1190	6430	
N of Miss	300	253	222	129	904	

Table 225: The rules in my family are clear.





Response	6	8	10	12	Total	
NO!	2.7	2.0	2.9	3.1	2.6	
no	3.8	5.6	5.9	6.8	5.4	
yes	23.1	32.1	38.8	40.0	32.9	
YES!	70.4	60.3	52.4	50.1	59.1	
N of Valid	1725	1931	1659	1203	6518	
N of Miss	275	224	201	116	816	

Table 226: People in my family have serious arguments about the same things, and often insult or yell at each other.

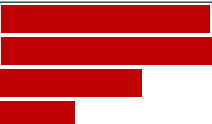
Response	6	8	10	12	Total	
NO!	42.7	30.7	24.4	28.7	31.9	
no	32.9	37.5	41.5	40.2	37.8	
yes	17.1	21.8	22.8	21.2	20.7	
YES!	7.2	10.0	11.3	9.9	9.6	
N of Valid	1712	1914	1650	1202	6478	
N of Miss	288	241	210	117	856	

Table 227: When I am not at home, one of my parents knows where I am and who I am with.


Response	6	8	10	12	Total	
NO!	3.7	2.3	2.6	4.1	3.1	
no	2.8	4.2	5.2	7.1	4.6	
yes	19.4	28.2	36.0	42.8	30.5	
YES!	74.1	65.3	56.2	46.1	61.8	
N of Valid	1730	1916	1654	1202	6502	
N of Miss	270	239	206	117	832	

Table 228: My family has clear rules about alcohol and drug use.


Response	6	8	10	12	Total	
NO!	3.1	2.8	2.8	4.2	3.2	
no	3.7	6.2	8.5	9.2	6.7	
yes	14.5	23.8	30.7	36.6	25.5	
YES!	78.7	67.1	57.9	50.0	64.7	
N of Valid	1716	1908	1656	1201	6481	
N of Miss	284	247	204	118	853	

Table 229: If you skipped school would you be caught by your parents?

Response	6	8	10	12	Total	
NO!	4.2	4.0	4.3	6.8	4.6	
no	3.9	8.4	13.8	21.9	11.1	
yes	16.1	24.9	31.9	33.1	25.9	
YES!	75.8	62.7	50.0	38.2	58.4	
N of Valid	1709	1906	1645	1199	6459	
N of Miss	291	249	215	120	875	

Table 230: My parents ask if I've gotten my homework done.

Response	6	8	10	12	Total	
NO!	2.9	4.9	6.9	12.0	6.2	
no	4.4	9.4	18.3	22.9	12.8	
yes	20.2	28.9	32.2	36.2	28.8	
YES!	72.5	56.7	42.6	28.9	52.2	
N of Valid	1719	1906	1649	1201	6475	
N of Miss	281	249	211	118	859	

Table 231: Would your parents know if you did not come home on time?

Response	6	8	10	12	Total	
NO!	3.9	3.1	3.6	6.3	4.0	
no	4.5	7.2	9.2	13.4	8.1	
yes	17.0	27.7	33.6	35.0	27.7	
YES!	74.6	62.0	53.5	45.4	60.1	
N of Valid	1712	1906	1644	1197	6459	
N of Miss	288	249	216	122	875	

Table 232: Do you know how to properly dispose of leftover prescription drugs?



Response	6	8	10	12	Total	
No	69.5	63.7	58.0	52.5	61.6	
Yes	30.5	36.3	42.0	47.5	38.4	
N of Valid	1568	1848	1615	1178	6209	
N of Miss	432	307	245	141	1125	

Table 233: Have any of your brothers or sisters ever: drunk beer, wine or hard liquor (for example, vodka, whiskey or gin)?




Response	6	8	10	12	Total	
No	78.1	61.6	46.3	40.0	58.1	
Yes	18.8	34.8	48.8	54.0	37.7	
I don't have any brothers or sisters	3.2	3.6	4.8	6.0	4.2	
N of Valid	1704	1898	1642	1199	6443	
N of Miss	296	257	218	120	891	

Table 234: Have any of your brothers or sisters ever: smoked marijuana?




Response	6	8	10	12	Total	
No	91.7	79.5	66.4	59.8	75.7	
Yes	5.3	17.0	28.7	34.3	20.1	
I don't have any brothers or sisters	3.1	3.5	4.9	5.9	4.2	
N of Valid	1694	1897	1639	1196	6426	
N of Miss	306	258	221	123	908	

Table 235: Have any of your brothers or sisters ever: smoked cigarettes?




Response	6	8	10	12	Total	
No	82.9	69.8	59.4	52.8	67.4	
Yes	14.0	26.7	35.7	41.1	28.3	
I don't have any brothers or sisters	3.1	3.5	4.9	6.1	4.2	
N of Valid	1695	1896	1634	1197	6422	
N of Miss	305	259	226	122	912	

Table 236: Have any of your brothers or sisters ever: taken a handgun to school?




Response	6	8	10	12	Total	
No	96.5	95.6	93.8	91.6	94.6	
Yes	0.5	1.0	1.5	2.3	1.2	
I don't have any brothers or sisters	3.0	3.4	4.6	6.1	4.1	
N of Valid	1691	1892	1636	1193	6412	
N of Miss	309	263	224	126	922	

Table 237: Have any of your brothers or sisters ever: been suspended or expelled from school?




Response	6	8	10	12	Total	
No	81.0	75.4	71.0	72.3	75.2	
Yes	15.9	21.1	24.3	21.5	20.6	
I don't have any brothers or sisters	3.1	3.5	4.7	6.2	4.2	
N of Valid	1690	1892	1631	1186	6399	
N of Miss	310	263	229	133	935	

Table 238: Have any of your brothers or sisters ever: used e-cigarettes, e-cigars or e-hookahs?




Response	6	8	10	12	Total	
No	91.6	80.8	71.2	67.1	78.7	
Yes	5.3	15.7	24.1	26.5	17.1	
I don't have any brothers or sisters	3.1	3.5	4.7	6.4	4.2	
N of Valid	1687	1894	1634	1187	6402	
N of Miss	313	261	226	132	932	

Table 239: Have any of your brothers or sisters ever: used prescription drugs not prescribed to him/her?




Response	6	8	10	12	Total	
No	92.6	87.5	81.2	75.9	85.1	
Yes	4.3	9.0	14.0	18.1	10.7	
I don't have any brothers or sisters	3.1	3.5	4.8	6.0	4.2	
N of Valid	1688	1895	1633	1188	6404	
N of Miss	312	260	227	131	930	

Table 240: Have you changed homes in the past year (the last 12 months)?



Response	6	8	10	12	Total	
No	72.2	74.8	76.7	77.5	75.1	
Yes	27.8	25.2	23.3	22.5	24.9	
N of Valid	1717	1902	1635	1206	6460	
N of Miss	283	253	225	113	874	

Table 241: How many times have you changed homes since kindergarten?






Response	6	8	10	12	Total	
Never	37.8	32.7	29.5	27.8	32.3	
1 or 2 times	31.6	30.8	30.9	30.1	30.9	
3 or 4 times	16.5	18.5	18.9	20.2	18.4	
5 or 6 times	6.5	8.5	9.1	10.5	8.5	
7 or more times	7.7	9.5	11.6	11.4	9.9	
N of Valid	1687	1891	1628	1196	6402	
N of Miss	313	264	232	123	932	

Table 242: Have you changed schools (including changing from elementary to middle and middle to high school) in the past year?



Response	6	8	10	12	Total	
No	70.7	66.2	72.6	79.6	71.5	
Yes	29.3	33.8	27.4	20.4	28.5	
N of Valid	1663	1893	1620	1199	6375	
N of Miss	337	262	240	120	959	

Table 243: How many times have you changed schools since kindergarten (including changing from elementary to middle and middle to high school)?






Response	6	8	10	12	Total	
Never	40.4	26.3	27.5	27.5	30.5	
1 or 2 times	37.2	37.5	25.7	28.6	32.8	
3 or 4 times	13.4	22.3	28.9	25.5	22.2	
5 or 6 times	5.5	6.8	9.5	10.4	7.8	
7 or more times	3.4	7.1	8.4	8.0	6.6	
N of Valid	1682	1893	1628	1197	6400	
N of Miss	318	262	232	122	934	

Table 244: Has anyone in your family ever had severe alcohol or drug problems?



Response	6	8	10	12	Total	
No	72.8	63.0	52.4	52.6	60.9	
Yes	27.2	37.0	47.6	47.4	39.1	
N of Valid	1670	1891	1614	1193	6368	
N of Miss	330	264	246	126	966	

Table 245: About how many adults (over 21) have you known personally who in the past year have: used marijuana, crack, cocaine, or other drugs?






Response	6	8	10	12	Total	
0	80.3	66.2	53.6	51.5	64.0	
1	10.4	16.0	16.9	14.5	14.5	
2	4.5	7.1	11.9	12.0	8.6	
3-4	1.9	5.3	7.7	9.4	5.8	
5	2.8	5.3	9.8	12.5	7.2	
N of Valid	1668	1883	1619	1190	6360	
N of Miss	332	272	241	129	974	

Table 246: About how many adults (over 21) have you known personally who in the past year have: sold or dealt drugs?






Response	6	8	10	12	Total	
0	87.9	77.8	68.9	66.4	76.1	
1	6.8	11.3	12.6	12.2	10.6	
2	2.5	4.7	7.6	9.3	5.7	
3-4	1.0	2.9	5.0	4.5	3.2	
5	1.8	3.2	5.9	7.7	4.4	
N of Valid	1667	1873	1616	1189	6345	
N of Miss	333	282	244	130	989	

Table 247: About how many adults (over 21) have you known personally who in the past year have: done other things that could get them in trouble with the police, like stealing, selling stolen goods, mugging or assaulting others, etc.?






Response	6	8	10	12	Total	
0	82.9	75.2	65.0	66.1	72.9	
1	9.8	12.2	15.1	12.0	12.3	
2	3.1	5.6	7.4	7.6	5.8	
3-4	1.6	3.2	5.4	6.2	3.9	
5	2.7	3.9	7.1	8.1	5.2	
N of Valid	1658	1876	1616	1190	6340	
N of Miss	342	279	244	129	994	

Table 248: About how many adults (over 21) have you known personally who in the past year have: gotten drunk or high?






Response	6	8	10	12	Total	
0	65.8	47.4	34.5	32.8	46.2	
1	16.7	21.2	19.9	13.4	18.2	
2	7.0	10.0	13.3	13.5	10.7	
3-4	3.9	7.8	10.6	11.8	8.2	
5	6.6	13.7	21.7	28.5	16.6	
N of Valid	1667	1880	1614	1190	6351	
N of Miss	333	275	246	129	983	

Table 249: Have you seen or heard information about underage drinking in the past 12 months from the following sources? Radio



Response	6	8	10	12	Total	
No	61.8	58.9	57.2	53.9	58.3	
Yes	38.2	41.1	42.8	46.1	41.7	
N of Valid	1652	1902	1627	1194	6375	
N of Miss	348	253	233	125	959	

Table 250: Have you seen or heard information about underage drinking in the past 12 months from the following sources? TV.



Response	6	8	10	12	Total	
No	39.8	33.7	35.1	34.6	35.8	
Yes	60.2	66.3	64.9	65.4	64.2	
N of Valid	1652	1898	1626	1193	6369	
N of Miss	348	257	234	126	965	

Table 251: Have you seen or heard information about underage drinking in the past 12 months from the following sources? Print. This includes information on underage drinking you may have seen in the newspaper, on a billboard, in pamphlets, on stickers, etc.



Response	6	8	10	12	Total	
No	53.4	49.6	49.5	50.5	50.7	
Yes	46.6	50.4	50.5	49.5	49.3	
N of Valid	1647	1899	1628	1191	6365	
N of Miss	353	256	232	128	969	

Table 252: Have you seen or heard information about underage drinking in the past 12 months from the following sources? Website or social media? (Facebook, Myspace, website, etc.)



Response	6	8	10	12	Total	
No	55.3	44.8	41.6	38.2	45.5	
Yes	44.7	55.2	58.4	61.8	54.5	
N of Valid	1646	1899	1628	1196	6369	
N of Miss	354	256	232	123	965	

Table 253: The next questions ask about your opinions of the information you saw or heard. If you have seen or heard more than one ad, please think about your favorite ad when answering these questions. The information about underage drinking that I saw or heard was convincing.






Response	6	8	10	12	Total	
NO!	26.6	17.2	14.8	14.4	18.4	
no	7.3	12.8	18.7	20.5	14.4	
yes	16.8	28.4	33.7	36.9	28.5	
YES!	23.4	22.0	16.6	13.9	19.4	
I have not seen or heard any ads about underage drinking in the past 12 months.	25.9	19.6	16.2	14.3	19.3	
N of Valid	1580	1865	1616	1192	6253	
N of Miss	420	290	244	127	1081	

Table 254: The next questions ask about your opinions of the information you saw or heard. If you have seen or heard more than one ad, please think about your favorite ad when answering these questions. The information about underage drinking that I saw or heard grabbed my attention.






Response	6	8	10	12	Total	
NO!	24.1	15.7	14.6	13.3	17.1	
no	8.6	17.5	22.5	23.5	17.7	
yes	17.7	23.9	30.2	33.9	25.9	
YES!	25.0	23.0	16.3	14.4	20.1	
I have not seen or heard any ads about underage drinking in the past 12 months.	24.6	19.9	16.4	14.8	19.2	
N of Valid	1581	1858	1611	1192	6242	
N of Miss	419	297	249	127	1092	

Table 255: The next questions ask about your opinions of the information you saw or heard. If you have seen or heard more than one ad, please think about your favorite ad when answering these questions. The information about underage drinking that I saw or heard said something important to me.






Response	6	8	10	12	Total	
NO!	22.2	15.5	15.2	13.8	16.8	
no	8.5	18.7	23.7	26.2	18.8	
yes	15.5	21.9	27.6	31.1	23.5	
YES!	27.7	23.8	16.6	14.2	21.1	
I have not seen or heard any ads about underage drinking in the past 12 months.	26.1	20.1	16.9	14.7	19.7	
N of Valid	1581	1853	1608	1192	6234	
N of Miss	419	302	252	127	1100	

Table 256: The next questions ask about your opinions of the information you saw or heard. If you have seen or heard more than one ad, please think about your favorite ad when answering these questions. Seeing or hearing this information about underage drinking made me want to stop or decrease my drinking.










Response	6	8	10	12	Total	
NO!	23.0	18.6	18.4	18.2	19.5	
no	4.4	10.7	19.3	24.4	14.2	
yes	6.3	15.5	19.0	23.6	15.8	
YES!	24.0	23.9	19.5	15.3	21.1	
I have not seen or heard any ads about underage drinking in the past 12 months.	42.4	31.3	23.7	18.6	29.4	
N of Valid	1442	1758	1581	1180	5961	
N of Miss	558	397	279	139	1373	

Table 257: How honest were you in filling out this survey?

Response	6	8	10	12	Total	
I was very honest	88.3	83.4	81.6	80.5	83.7	
I was honest pretty much of the time	10.2	13.6	14.6	16.0	13.4	
I was honest some of the time	1.3	2.6	3.1	2.6	2.4	
I was honest once in a while	0.2	0.4	0.7	0.9	0.5	
I was not honest at all	0.0	0.0	0.0	0.0	0.0	
N of Valid	1701	1903	1627	1204	6435	
N of Miss	299	252	233	115	899	