

# 2017 APNA

## Arkansas Prevention Needs Assessment Survey

### Region 2 Frequency Distribution Tables

Counties: Baxter, Boone, Marion, Newton, Searcy

Arkansas Department of Human Services,  
Division of Aging, Adults and Behavioral  
Health Services  
And  
University of Arkansas at Little Rock  
MidSOUTH Center for Prevention and Training

Conducted by International Survey Associates dba Pride Surveys



## Contents

### 1 INTRODUCTION

11

### 2 PERCENTAGE TABLES

15

## List of Frequency Distribution Tables

1	Gender . . . . .	16
2	Age . . . . .	16
3	Are you Hispanic or Latino? . . . . .	16
4	What is your race? Black or African American . . . . .	17
5	What is your race? Asian . . . . .	17
6	What is your race? American Indian . . . . .	17
7	What is your race? Alaska Native . . . . .	17
8	What is your race? White . . . . .	18
9	What is your race? Native Hawaiian or Other Pacific Islander . . . . .	18
10	What is your race? Other . . . . .	18
11	What is the highest level of schooling completed by your mother or father? . . . . .	19
12	Think of where you live most of the time. Which of the following people live there with you? Mother . . . . .	19
13	Think of where you live most of the time. Which of the following people live there with you? Stepmother . . . . .	19
14	Think of where you live most of the time. Which of the following people live there with you? Foster Mother . . . . .	20
15	Think of where you live most of the time. Which of the following people live there with you? Grandmother . . . . .	20
16	Think of where you live most of the time. Which of the following people live there with you? Aunt . . . . .	20
17	Think of where you live most of the time. Which of the following people live there with you? Father . . . . .	20
18	Think of where you live most of the time. Which of the following people live there with you? Stepfather . . . . .	21
19	Think of where you live most of the time. Which of the following people live there with you? Foster Father . . . . .	21
20	Think of where you live most of the time. Which of the following people live there with you? Grandfather . . . . .	21
21	Think of where you live most of the time. Which of the following people live there with you? Uncle . . . . .	21
22	Think of where you live most of the time. Which of the following people live there with you? Other Adults . . . . .	22
23	Think of where you live most of the time. Which of the following people live there with you? Brother(s) . . . . .	22
24	Think of where you live most of the time. Which of the following people live there with you? Stepbrother(s) . . . . .	22
25	Think of where you live most of the time. Which of the following people live there with you? Sister(s) . . . . .	22
26	Think of where you live most of the time. Which of the following people live there with you? Stepsister(s) . . . . .	23

27	Think of where you live most of the time. Which of the following people live there with you? Other Children . . . . .	23
28	In my school, students have lots of chances to help decide things like class activities and rules. . . . .	23
29	Teachers ask me to work on special classroom projects. . . . .	23
30	My teacher(s) notices when I am doing a good job and lets me know about it. . . . .	24
31	There are lots of chances for students in my school to get involved in sports, clubs, and other school activities outside of class. . . . .	24
32	There are lots of chances for students in my school to talk with a teacher one-on-one. . . . .	24
33	I feel safe at my school. . . . .	25
34	The school lets my parents know when I have done something well. . . . .	25
35	My teachers praise me when I work hard in school. . . . .	25
36	Are your school grades better than the grades of most students in your class? . . . . .	26
37	I have lots of chances to be part of class discussions or activities. . . . .	26
38	Now thinking back over the past year in school, how often did you: enjoy being in school? . . . . .	26
39	Now thinking back over the past year in school, how often did you: hate being in school? . . . . .	27
40	Now thinking back over the past year in school, how often did you: try to do your best work in school? . . . . .	27
41	How often do you feel that the school work you are assigned is meaningful and important? . . . . .	27
42	Putting them all together, what were your grades like last year? . . . . .	28
43	How important do you think the things you are learning in school are going to be for your later life? . . . . .	28
44	During the LAST FOUR WEEKS how many whole days of school have you missed because you skipped or "cut"? . . . . .	28
45	What are the chances you would be seen as cool if you: smoked cigarettes? . . . . .	29
46	What are the chances you would be seen as cool if you: worked hard at school? . . . . .	29
47	What are the chances you would be seen as cool if you: began drinking alcoholic beverages regularly, that is, at least once or twice a month? . . . . .	29
48	What are the chances you would be seen as cool if you: defended someone who was being bullied? . . . . .	30
49	What are the chances you would be seen as cool if you: smoked marijuana? . . . . .	30
50	What are the chances you would be seen as cool if you: carried a handgun? . . . . .	30
51	What are the chances you would be seen as cool if you: used e-cigarettes, e-cigars or e-hookahs (vaping)? . . . . .	31

52	What are the chances you would be seen as cool if you: bullied someone or cyber bullied someone? . . . . .	31
53	Think of your four best friends (the friends you feel closest to). In the past year (12 months), how many of your best friends have: participated in clubs, organizations or activities at school? . . . . .	31
54	Think of your four best friends (the friends you feel closest to). In the past year (12 months), how many of your best friends have: smoked cigarettes? . . . . .	32
55	Think of your four best friends (the friends you feel closest to). In the past year (12 months), how many of your best friends have: tried beer, wine or hard liquor (for example, vodka, whiskey, or gin) when their parents didn't know about it? . . . . .	32
56	Think of your four best friends (the friends you feel closest to). In the past year (12 months), how many of your best friends have: used e-cigarettes, e-cigars, or e-hookahs? . . . . .	32
57	Think of your four best friends (the friends you feel closest to). In the past year (12 months), how many of your best friends have: used marijuana? . . . . .	33
58	Think of your four best friends (the friends you feel closest to). In the past year (12 months), how many of your best friends have: used prescription drugs or non-prescription drugs for the purpose of getting high? . . . . .	33
59	Think of your four best friends (the friends you feel closest to). In the past year (12 months), how many of your best friends have: used synthetic marijuana (K2, spice) or bath salts? . . . . .	33
60	Think of your four best friends (the friends you feel closest to). In the past year (12 months), how many of your best friends have: used LSD, cocaine, amphetamines, or other illegal drugs? . . . . .	34
61	Think of your four best friends (the friends you feel closest to). In the past year (12 months), how many of your best friends have: been bullied? . . . . .	34
62	Think of your four best friends (the friends you feel closest to). In the past year (12 months), how many of your best friends have: been suspended from school? . . . . .	34
63	Think of your four best friends (the friends you feel closest to). In the past year (12 months), how many of your best friends have: carried a handgun? . . . . .	35
64	Think of your four best friends (the friends you feel closest to). In the past year (12 months), how many of your best friends have: sold illegal drugs? . . . . .	35
65	Think of your four best friends (the friends you feel closest to). In the past year (12 months), how many of your best friends have: regularly attended religious services? . . . . .	35

66	Think of your four best friends (the friends you feel closest to). In the past year (12 months), how many of your best friends have: stolen or tried to steal a motor vehicle such as a car or motorcycle?	36
67	Think of your four best friends (the friends you feel closest to). In the past year (12 months), how many of your best friends have: been arrested?	36
68	Think of your four best friends (the friends you feel closest to). In the past year (12 months), how many of your best friends have: dropped out of school?	36
69	Think of your four best friends (the friends you feel closest to). In the past year (12 months), how many of your best friends have: been members of a gang?	37
70	How old were you when you first: smoked marijuana?	37
71	How old were you when you first: smoked a cigarette, even just a puff?	38
72	How old were you when you first: had more than a sip or two of beer, wine or hard liquor (for example, vodka, whiskey, or gin)?	38
73	How old were you when you first: began drinking alcoholic beverages regularly, that is, at least once or twice a month?	39
74	How old were you when you first: used Pegaramide (peg, Peggy)?	39
75	How old were you when you first: got suspended from school?	40
76	How old were you when you first: got arrested?	40
77	How old were you when you first: carried a handgun?	41
78	How old were you when you first: used e-cigarettes, e-cigars, or e-hookahs (vaping)?	41
79	How old were you when you first: belonged to a gang?	42
80	How old were you when you first: used prescription drugs not prescribed to you?	42
81	How wrong do you think it is for someone your age to: take a handgun to school?	43
82	How wrong do you think it is for someone your age to: steal anything?	43
83	How wrong do you think it is for someone your age to: pick a fight with someone?	43
84	How wrong do you think it is for someone your age to: attack someone with the idea of seriously hurting them?	44
85	How wrong do you think it is for someone your age to: stay away from school all day when their parents think they are at school?	44
86	How wrong do you think it is for someone your age to: drink beer, wine or hard liquor (for example, vodka, whiskey, or gin) regularly?	44
87	How wrong do you think it is for someone your age to: smoke cigarettes?	45
88	How wrong do you think it is for someone your age to: smoke marijuana?	45

89	How wrong do you think it is for someone your age to: use prescription drugs or non-prescription drugs for the purpose of getting high?	45
90	How wrong do you think it is for someone your age to: use synthetic marijuana (K2, spice) or bath salts?	46
91	How wrong do you think it is for someone your age to: use LSD, cocaine, amphetamines or another illegal drug?	46
92	How wrong do you think it is for someone your age to: use e-cigarettes, e-cigars or e-hookahs (vaping)?	46
93	At school during the past 12 months, did you receive help from the resource teacher, speech therapist or other special education teacher?	47
94	How many times in the past year (12 months) have you: been suspended from school?	47
95	How many times in the past year (12 months) have you: carried a handgun?	47
96	How many times in the past year (12 months) have you: sold illegal drugs?	48
97	How many times in the past year (12 months) have you: stolen or tried to steal a motor vehicle such as a car or motorcycle?	48
98	How many times in the past year (12 months) have you: participated in clubs, organizations or activities at school?	48
99	How many times in the past year (12 months) have you: been arrested?	49
100	How many times in the past year (12 months) have you: attacked someone with the idea of seriously hurting them?	49
101	How many times in the past year (12 months) have you: been drunk or high at school?	49
102	How many times in the past year (12 months) have you: taken a handgun to school?	50
103	How many times in the past year (12 months) have you: used e-cigarettes, e-cigars, or e-hookahs (vaping)?	50
104	Are you currently on probation, or assigned a probation officer with Juvenile Court?	50
105	Have you ever belonged to a gang?	51
106	If you have ever belonged to a gang, did that gang have a name?	51
107	You are at a party at someone's house, and one of your friends offers you a drink containing alcohol. What would you say or do?	51
108	How often do you attend religious services or activities?	52
109	I think sometimes it's okay to cheat at school.	52
110	It is important to think before you act.	52
111	Sometimes I think that life is not worth it.	53
112	At times I think I am no good at all.	53
113	All in all, I am inclined to think that I am a failure.	53
114	In the past year, have you felt depressed or sad MOST days, even if you felt okay sometimes?	54
115	It is all right to beat up people if they start the fight.	54

116	I think it is okay to take something without asking if you can get away with it. . . . .	54
117	Where do you get the most information about living a drug and alcohol free life? Parents/guardians . . . . .	55
118	Where do you get the most information about living a drug and alcohol free life? Friends . . . . .	55
119	Where do you get the most information about living a drug and alcohol free life? Family members . . . . .	55
120	Where do you get the most information about living a drug and alcohol free life? School . . . . .	56
121	Where do you get the most information about living a drug and alcohol free life? Internet . . . . .	56
122	Where do you get the most information about living a drug and alcohol free life? TV . . . . .	56
123	Where do you get the most information about living a drug and alcohol free life? Social media . . . . .	57
124	How much do you think people risk harming themselves (physically or in other ways) if they: smoked one or more packs of cigarettes per day? . . . . .	57
125	How much do you think people risk harming themselves (physically or in other ways) if they: try marijuana once or twice? . . . . .	57
126	How much do you think people risk harming themselves (physically or in other ways) if they: smoke marijuana once or twice a week? . . . . .	58
127	How much do you think people risk harming themselves (physically or in other ways) if they: take one or two drinks of an alcoholic beverage (beer, wine, liquor) nearly every day? . . . . .	58
128	How much do you think people risk harming themselves (physically or in other ways) if they: have five or more drinks of an alcoholic beverage once or twice a weekend? . . . . .	58
129	How much do you think people risk harming themselves (physically or in other ways) if they: use prescription drugs that are not prescribed to them? . . . . .	59
130	How much do you think people risk harming themselves (physically or in other ways) if they: use non-prescription drugs to get high? . . . . .	59
131	How much do you think people risk harming themselves (physically or in other ways) if they: use e-cigarettes, e-cigars, or e-hookahs? . . . . .	59
132	Have you ever used smokeless tobacco (chew, snuff, plug, dipping tobacco, or chewing tobacco)? . . . . .	60
133	How often have you used smokeless tobacco during the past 30 days? . . . . .	60
134	Have you ever smoked cigarettes? . . . . .	60
135	How frequently have you smoked cigarettes during the past 30 days? . . . . .	61
136	Which statement best describes rules about smoking inside your home or your family cars? . . . . .	61
137	Have you ever used e-cigarettes, e-cigars, or e-hookahs (vaping)? . . . . .	61

138	How frequently have you used e-cigarettes, e-cigars, or e-hookahs (vaping)? . . . . .	62
139	During this school year, were you taught in any of your classes about the dangers of tobacco use? . . . . .	62
140	During the past 12 months, have you participated in any community activities to discourage people your age from using cigarettes, chewing tobacco, snuff, dip or cigars, e-cigarettes, e-cigars, or e-hookahs? . . . . .	62
141	Think back over the last two weeks. How many times have you had five or more alcoholic drinks in a row? . . . . .	63
142	During the past 30 days, how many times did you ride in a car or other vehicle driven by someone who had been drinking alcohol or using drugs to get high? . . . . .	63
143	During the past 30 days, how many times did you drive a car or other vehicle when you had been drinking alcohol or using drugs to get high? . . . . .	63
144	If you drank alcohol (not just a sip or taste) in the past year, where did you usually drink it? . . . . .	64
145	How do you feel about someone your age having one or two drinks of an alcoholic beverage nearly every day? . . . . .	64
146	On how many occasions have you had alcoholic beverages (beer, wine or hard liquor) to drink in your lifetime - more than just a few sips? . . . . .	64
147	On how many occasions have you drunk one or more drinks of an alcoholic beverage during the past 30 days? . . . . .	65
148	On how many occasions have you used marijuana (grass, pot) or hashish (hash, hash oil) in your lifetime? . . . . .	65
149	On how many occasions have you used marijuana (grass, pot) or hashish (hash, hash oil) during the past 30 days? . . . . .	65
150	On how many occasions have you used LSD or other psychedelics in your lifetime? . . . . .	66
151	On how many occasions have you used LSD or other psychedelics during the past 30 days? . . . . .	66
152	On how many occasions have you used cocaine or crack in your lifetime? . . . . .	66
153	On how many occasions have you used cocaine or crack during the past 30 days? . . . . .	67
154	On how many occasions have you sniffed glue, breathed the contents of an aerosol spray can, or inhaled other gases or sprays, in order to get high in your lifetime? . . . . .	67
155	On how many occasions have you sniffed glue, breathed the contents of an aerosol spray can, or inhaled other gases or sprays, in order to get high during the past 30 days? . . . . .	67
156	On how many occasions have you used Pegaramide (peg, Peggy, etc.) in your lifetime? . . . . .	68



157	On how many occasions have you used Pegaramide (peg, Peggy, etc.) during the past 30 days? . . . . .	68
158	On how many occasions have you used synthetic marijuana (K2, spice) in your lifetime? . . . . .	68
159	On how many occasions have you used synthetic marijuana (K2, spice) during the past 30 days? . . . . .	69
160	On how many occasions have you used methamphetamines (meth, speed, crank, crystal meth) in your lifetime? . . . . .	69
161	On how many occasions have you used methamphetamines (meth, speed, crank, crystal meth) in the past 30 days? . . . . .	69
162	On how many occasions have you used other chemical products (bath salts, plant food, etc.) in your lifetime? . . . . .	70
163	On how many occasions have you used other chemical products (bath salts, plant food, etc.) during the past 30 days? . . . . .	70
164	On how many occasions have you used heroin or other opiates in your lifetime? . . . . .	70
165	On how many occasions have you used heroin or other opiates during the past 30 days? . . . . .	71
166	On how many occasions have you used MDMA ('X', 'E', or ecstasy) in your lifetime? . . . . .	71
167	On how many occasions have you used MDMA ('X', 'E', or ecstasy) during the past 30 days? . . . . .	71
168	On how many occasions have you taken prescription drugs (such as Valium, Xanax, Ritalin, Adderall, OxyContin, Tramadol, or sleeping pills) not prescribed to you in your lifetime? . . . . .	72
169	On how many occasions have you taken prescription drugs (such as Valium, Xanax, Ritalin, Adderall, OxyContin, Tramadol, or sleeping pills) not prescribed to you during the past 30 days? . . . . .	72
170	On how many occasions have you taken non-prescription medicines such as diet pills (for example, Dietac, Dexatrim or Prolamine), stay-awake pills (for example No-Doz, Vivarin, or Wake), or cough or cold medicines (robos, DXM, etc.) to get high in your lifetime? . . . . .	72
171	On how many occasions have you taken non-prescription medicines such as diet pills (for example, Dietac, Dexatrim or Prolamine), stay-awake pills (for example No-Doz, Vivarin, or Wake), or cough or cold medicines (robos, DXM, etc.) to get high during the past 30 days? . . . . .	73
172	On how many occasions have you been drunk or very high from drinking alcoholic beverages during the past 30 days? . . . . .	73
173	On how many occasions have you drunk flavored alcoholic beverages, sometimes called 'alcopops' (like Mike's Hard Lemonade, Smirnoff Ice, Bacardi Breezers, etc.) in your lifetime? . . . . .	73
174	On how many occasions have you drunk flavored alcoholic beverages, sometimes called 'alcopops' (like Mike's Hard Lemonade, Smirnoff Ice, Bacardi Breezers, etc.) during the past 30 days? . . . . .	74

175	If you smoked cigarettes (not just a puff or drag) in the past year, how did you usually get them? . . . . .	74
176	If you used e-cigarettes, e-cigars, or e-hookahs (not just a puff or drag) in the past year, how did you usually get them? - I did not use e-cigarettes, e-cigars, or e-hookahs in the past year . . . . .	75
177	If you used e-cigarettes, e-cigars, or e-hookahs (not just a puff or drag) in the past year, how did you usually get them? - I bought them in a store such as a convenience store, supermarket, discount store, or gas station . . . . .	75
178	If you used e-cigarettes, e-cigars, or e-hookahs (not just a puff or drag) in the past year, how did you usually get them? - I got them on the Internet . . . . .	75
179	If you used e-cigarettes, e-cigars, or e-hookahs (not just a puff or drag) in the past year, how did you usually get them? - I got them at a store that sells electronic cigarettes, such as a "vape shop" . . . . .	75
180	If you used e-cigarettes, e-cigars, or e-hookahs (not just a puff or drag) in the past year, how did you usually get them? - I got them from a family member . . . . .	76
181	If you used e-cigarettes, e-cigars, or e-hookahs (not just a puff or drag) in the past year, how did you usually get them? - I got them from a friend . . . . .	76
182	If you used e-cigarettes, e-cigars, or e-hookahs (not just a puff or drag) in the past year, how did you usually get them? - A stranger got them for me . . . . .	76
183	If you used e-cigarettes, e-cigars, or e-hookahs (not just a puff or drag) in the past year, how did you usually get them? - I took them from a store or shop . . . . .	76
184	If you used e-cigarettes, e-cigars, or e-hookahs (not just a puff or drag) in the past year, how did you usually get them? - I got them some other way . . . . .	77
185	If you used marijuana (grass, pot) (not just a puff or drag) in the past year, how did you usually get it? - I did not use marijuana (grass, pot) in the past year . . . . .	77
186	If you used marijuana (grass, pot) (not just a puff or drag) in the past year, how did you usually get it? - I bought it myself . . . . .	77
187	If you used marijuana (grass, pot) (not just a puff or drag) in the past year, how did you usually get it? - I got it from someone at school . . . . .	77
188	If you used marijuana (grass, pot) (not just a puff or drag) in the past year, how did you usually get it? - I got it from someone with a medical marijuana card . . . . .	78
189	If you used marijuana (grass, pot) (not just a puff or drag) in the past year, how did you usually get it? - I got it from my brother or sister . . . . .	78

190	If you used marijuana (grass, pot) (not just a puff or drag) in the past year, how did you usually get it? - I got it from another relative	78
191	If you used marijuana (grass, pot) (not just a puff or drag) in the past year, how did you usually get it? - Other	78
192	If you drank alcohol (not just a sip or taste) in the past year, how did you usually get it?	79
193	If you used prescription drugs or over the counter drugs without a doctor telling you to use it or for the purpose of getting high, where did you get these drugs? - Did not use	79
194	If you used prescription drugs or over the counter drugs without a doctor telling you to use it or for the purpose of getting high, where did you get these drugs? - Bought or took from store or shop	80
195	If you used prescription drugs or over the counter drugs without a doctor telling you to use it or for the purpose of getting high, where did you get these drugs? - Got from parents with permission	80
196	If you used prescription drugs or over the counter drugs without a doctor telling you to use it or for the purpose of getting high, where did you get these drugs? - Got from home without permission	80
197	If you used prescription drugs or over the counter drugs without a doctor telling you to use it or for the purpose of getting high, where did you get these drugs? - Got from relative with permission	80
198	If you used prescription drugs or over the counter drugs without a doctor telling you to use it or for the purpose of getting high, where did you get these drugs? - Got from relative without permission	81
199	If you used prescription drugs or over the counter drugs without a doctor telling you to use it or for the purpose of getting high, where did you get these drugs? - Got from friend's home with permission	81
200	If you used prescription drugs or over the counter drugs without a doctor telling you to use it or for the purpose of getting high, where did you get these drugs? - Got from friend's home without permission	81
201	If you used prescription drugs or over the counter drugs without a doctor telling you to use it or for the purpose of getting high, where did you get these drugs? - Got from friend at school	81
202	If you used prescription drugs or over the counter drugs without a doctor telling you to use it or for the purpose of getting high, where did you get these drugs? - Got from friend at party	82
203	If you used prescription drugs or over the counter drugs without a doctor telling you to use it or for the purpose of getting high, where did you get these drugs? - Got from friend, elsewhere	82
204	If you used prescription drugs or over the counter drugs without a doctor telling you to use it or for the purpose of getting high, where did you get these drugs? - Got from internet sale	82
205	During the last month, about how many marijuana cigarettes, or the equivalent, did you smoke a day, on the average?	83

206	How wrong do your friends feel it would be for YOU to: have one or two drinks of an alcoholic beverage nearly every day?	83
207	How wrong do your friends feel it would be for YOU to: smoke tobacco?	83
208	How wrong do your friends feel it would be for YOU to: smoke marijuana?	84
209	How wrong do your friends feel it would be for YOU to: use prescription drugs not prescribed to you?	84
210	How wrong would most adults (over 21) in your neighborhood think it is for kids your age: to use marijuana?	84
211	How wrong would most adults (over 21) in your neighborhood think it is for kids your age: to drink alcohol?	85
212	How wrong would most adults (over 21) in your neighborhood think it is for kids your age: to smoke cigarettes?	85
213	How much do each of the following statements describe your neighborhood? crime and/or drug selling	85
214	How much do each of the following statements describe your neighborhood? fights	86
215	How much do each of the following statements describe your neighborhood? lots of empty or abandoned buildings	86
216	How much do each of the following statements describe your neighborhood? lots of graffiti	86
217	I feel safe in my neighborhood.	87
218	If a kid smoked marijuana in your neighborhood would he or she be caught by the police?	87
219	If a kid drank some beer, wine or hard liquor (for example, vodka, whiskey, or gin) in your neighborhood would he or she be caught by the police?	87
220	If a kid carried a handgun in your neighborhood would he or she be caught by the police?	88
221	If you wanted to get some cigarettes, how easy would it be for you to get some?	88
222	If you wanted to get some beer, wine or hard liquor (for example, vodka, whiskey, or gin), how easy would it be for you to get some?	88
223	If you wanted to get a drug like cocaine, LSD, or amphetamines, how easy would it be for you to get some?	89
224	If you wanted to get a handgun, how easy would it be for you to get one?	89
225	If you wanted to get some marijuana, how easy would it be for you to get some?	89
226	If you wanted to get prescription drugs for the purpose of getting high, how easy would it be for you to get some?	90
227	If you wanted to get synthetic marijuana such as K2 or chemical products such as bath salts to get high, how easy would it be for you to get some?	90



228	If you wanted to get steroids to use or to enhance athletic performance, how easy would it be for you to get some? . . . . .	90
229	If you wanted to get e-cigarettes, e-cigars, or e-hookahs, how easy would it be for you to get some? . . . . .	91
230	During the past 12 months, have you participated in any alcohol prevention programs or seen any alcohol prevention messages in your school or community? Yes, a school-based program focused on preventing underage drinking and/or drinking and driving. . . . .	91
231	During the past 12 months, have you participated in any alcohol prevention programs or seen any alcohol prevention messages in your school or community? Yes, a community-based program focused on preventing underage drinking and/or drinking and driving (for example, through your church or temple or through youth groups like Boys and Girls Club or 4-H). . . . .	91
232	During the past 12 months, have you participated in any alcohol prevention programs or seen any alcohol prevention messages in your school or community? Yes, a media campaign addressing underage drinking and/or drinking and driving (for example, newspaper ads, posters, pamphlets, radio, TV). . . . .	92
233	During the past 12 months, have you participated in any alcohol prevention programs or seen any alcohol prevention messages in your school or community? No . . . . .	92
234	How wrong do your parents feel it would be for YOU to: have one or two drinks of an alcoholic beverage nearly every day? . . . . .	92
235	How wrong do your parents feel it would be for YOU to: smoke tobacco? . . . . .	92
236	How wrong do your parents feel it would be for YOU to: smoke marijuana? . . . . .	93
237	How wrong do your parents feel it would be for YOU to: use prescription drugs not prescribed to you? . . . . .	93
238	How wrong do your parents feel it would be for YOU to: steal something? . . . . .	93
239	How wrong do your parents feel it would be for YOU to: draw graffiti, write things, or draw pictures on buildings or other property (without the owner's permission)? . . . . .	94
240	How wrong do your parents feel it would be for YOU to: pick a fight with someone? . . . . .	94
241	During the past 12 months, have you talked with at least one of your parents about the dangers of underage drinking and/or drinking and driving? By parents, we mean either your biological parents, adoptive parents, stepparents, or adult guardians - whether or not they live with you. . . . .	94
242	The rules in my family are clear. . . . .	95
243	People in my family have serious arguments about the same things, and often insult or yell at each other. . . . .	95

244	When I am not at home, one of my parents knows where I am and who I am with. . . . .	95
245	My family has clear rules about alcohol and drug use. . . . .	96
246	If you skipped school would you be caught by your parents? . . . . .	96
247	My parents ask if I've gotten my homework done. . . . .	96
248	Would your parents know if you did not come home on time? . . . . .	97
249	Do you know how to properly dispose of leftover prescription drugs? . . . . .	97
250	Have any of your brothers or sisters ever: drunk beer, wine or hard liquor (for example, vodka, whiskey or gin)? . . . . .	97
251	Have any of your brothers or sisters ever: smoked marijuana? . . . . .	97
252	Have any of your brothers or sisters ever: smoked cigarettes? . . . . .	98
253	Have any of your brothers or sisters ever: taken a handgun to school? . . . . .	98
254	Have any of your brothers or sisters ever: been suspended or expelled from school? . . . . .	98
255	Have any of your brothers or sisters ever: used e-cigarettes, e-cigars or e-hookahs (vaping)? . . . . .	98
256	Have any of your brothers or sisters ever: used prescription drugs not prescribed to him/her? . . . . .	99
257	Have you changed homes in the past year (the last 12 months)? . . . . .	99
258	How many times have you changed homes since kindergarten? . . . . .	99
259	Have you changed schools (including changing from elementary to middle and middle to high school) in the past year? . . . . .	99
260	How many times have you changed schools since kindergarten (including changing from elementary to middle and middle to high school)? . . . . .	100
261	Has anyone in your family ever had severe alcohol or drug problems? . . . . .	100
262	About how many adults (over 21) have you known personally who in the past year have: used marijuana, crack, cocaine, or other drugs? . . . . .	100
263	About how many adults (over 21) have you known personally who in the past year have: sold or dealt drugs? . . . . .	101
264	About how many adults (over 21) have you known personally who in the past year have: done other things that could get them in trouble with the police, like stealing, selling stolen goods, mugging or assaulting others, etc.? . . . .	101
265	About how many adults (over 21) have you known personally who in the past year have: gotten drunk or high? . . . . .	101
266	How honest were you in filling out this survey? . . . . .	102

List of Figures

1	Grade Chart . . . . .	12
2	Gender Chart . . . . .	13
3	Age Chart . . . . .	14

# 1 INTRODUCTION

This report was generated from data collected on the *2017 Arkansas Prevention Needs Assessment Student Survey*. This report contains basic frequency tables of all data collected and graphs on the selected demographic variables of grade, gender and age.

Questions regarding the information found in this report can be directed to:

**International Survey Associates dba Pride Surveys**

Mr. Jay Gleaton

2140 Newmarket Parkway

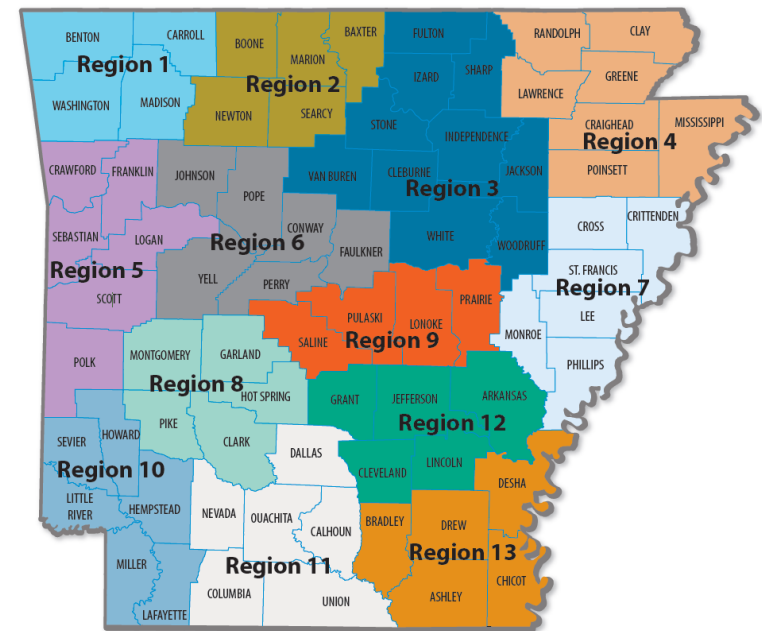
Suite 116

Marietta, GA 30067

Telephone: (800) 279-6361

Fax: (770) 726-9327

Website: <http://www.pridesurveys.com>



A note on the changing regions:

For the purposes of prevention in the state of Arkansas in 2013 the state moved from a 13-region system to an 8-region system. For the 2017 survey year the state reverted back to a 13-region system.

What this means for your regional data:

We have retroactively calculated all tables and year to year comparisons for THIS REPORT back to 13 regions. Because of this your reports from 2013 to 2016 that contain 8-regions CAN NOT BE COMPARED directly with this year's regional report. Regional reports will have different school groupings and will not be representative of the current 13-region system.

To reiterate, data in this report going back in time is comparable to previous years in the report because we recalculated previous years to 13 regions. However, the data should not be compared against any regional report going back 4 years because the regions were defined differently and represent different cohorts of students.

What this means for statewide, county, and school data:

This change will only affect the regional data. All other data is comparable with previous years.

# Grade Chart

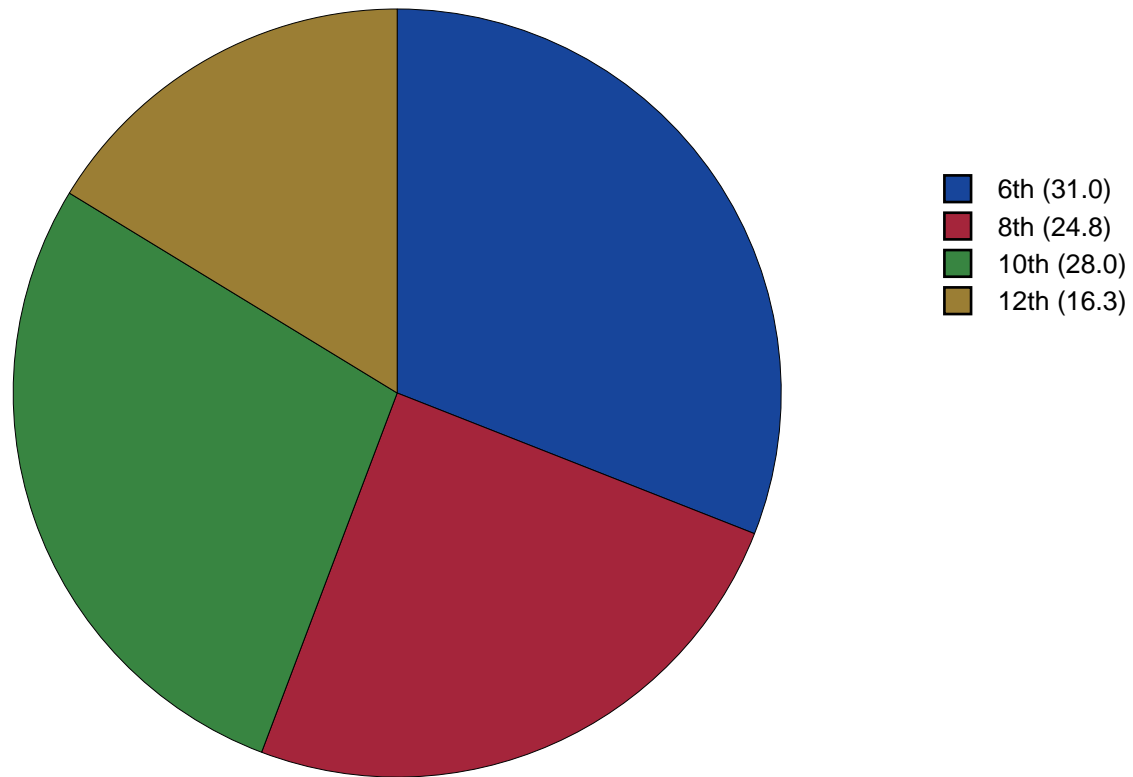


Figure 1: Grade Chart

## Gender Chart

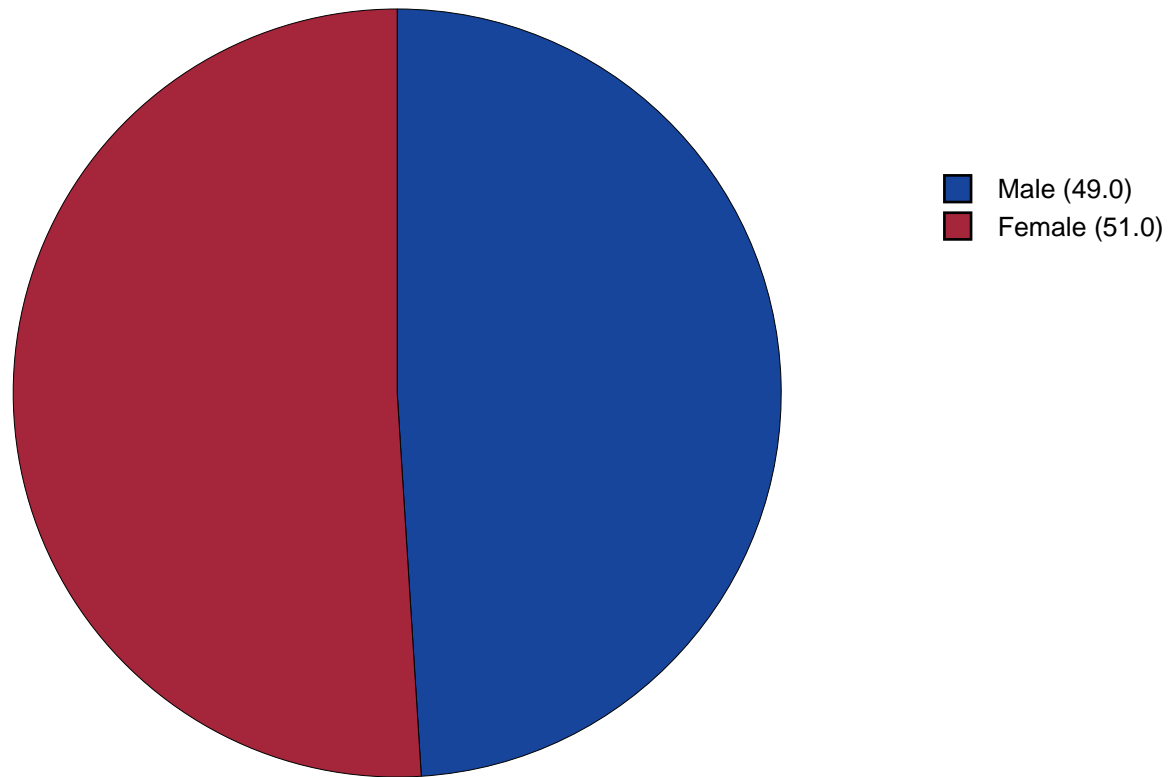


Figure 2: Gender Chart

# Age Chart

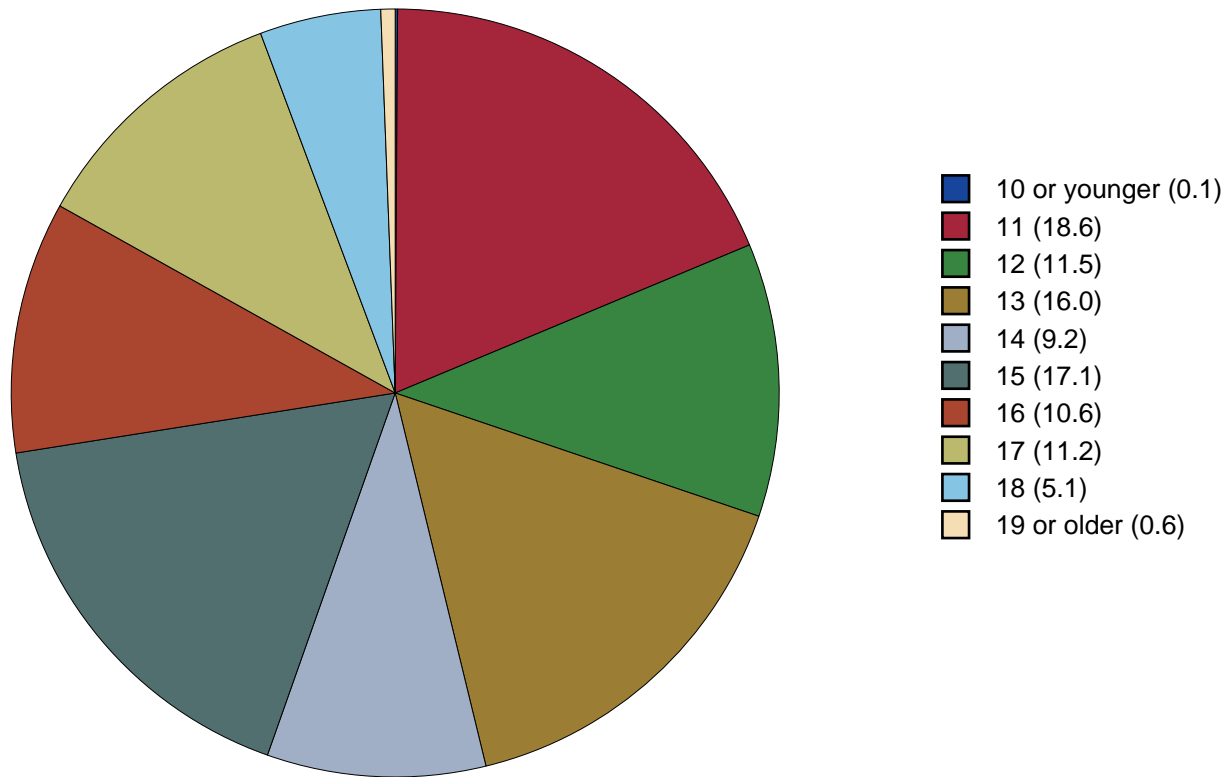


Figure 3: Age Chart



## 2 PERCENTAGE TABLES

The following tables contain frequency distribution detailing how your students responded to each question on the survey. The tables appear in the same order as the questions on the survey. The tables include breakdowns by grade level as well as overall percentages. The *N of Valid* row is a frequency count of the number of valid responses to each question for each grade and overall. The *N of Miss* row is a frequency count of the number of invalid (marked more than one response) or missing (i.e. did not respond) responses to each question for each grade and overall.

For the questions that allowed more than one response (i.e. race, live with, etc.) each response becomes a separate table. If a student did not mark the response, that was counted as a NO response, and if they did mark the response, that was counted as a YES response. Since a non response is a valid response for these questions, the *N of Miss* will always be zero for these questions.

Table 1: Gender



Response	6	8	10	12	Total	
Male	45.6	48.2	51.0	53.4	49.0	
Female	54.4	51.8	49.0	46.6	51.0	
N of Valid	872	701	775	451	2799	
N of Miss	23	15	34	20	92	

Table 2: Age











Response	6	8	10	12	Total	
10 or younger	0.2	0.0	0.0	0.0	0.1	
11	60.2	0.0	0.0	0.0	18.6	
12	37.2	0.1	0.0	0.0	11.5	
13	2.4	61.9	0.0	0.0	16.0	
14	0.0	36.7	0.2	0.0	9.2	
15	0.0	1.3	60.0	0.0	17.1	
16	0.0	0.0	36.9	1.5	10.6	
17	0.0	0.0	2.9	63.7	11.2	
18	0.0	0.0	0.0	31.4	5.1	
19 or older	0.0	0.0	0.0	3.4	0.6	
N of Valid	888	713	807	471	2879	
N of Miss	7	3	2	0	12	

Table 3: Are you Hispanic or Latino?



Response	6	8	10	12	Total	
No	94.1	93.6	94.0	95.7	94.2	
Yes	5.9	6.4	6.0	4.3	5.8	
N of Valid	798	703	798	464	2763	
N of Miss	97	13	11	7	128	

Table 4: What is your race? Black or African American



Response	6	8	10	12	Total	
No	97.9	97.3	98.3	98.7	98.0	
Yes	2.1	2.7	1.7	1.3	2.0	
N of Valid	866	710	806	466	2848	
N of Miss	0	0	0	0	0	

Table 5: What is your race? Asian



Response	6	8	10	12	Total	
No	98.6	98.3	98.6	98.3	98.5	
Yes	1.4	1.7	1.4	1.7	1.5	
N of Valid	866	710	806	466	2848	
N of Miss	0	0	0	0	0	

Table 6: What is your race? American Indian



Response	6	8	10	12	Total	
No	89.4	91.3	95.0	95.5	92.5	
Yes	10.6	8.7	5.0	4.5	7.5	
N of Valid	866	710	806	466	2848	
N of Miss	0	0	0	0	0	

Table 7: What is your race? Alaska Native



Response	6	8	10	12	Total	
No	99.5	99.4	99.9	100.0	99.7	
Yes	0.5	0.6	0.1	0.0	0.3	
N of Valid	866	710	806	466	2848	
N of Miss	0	0	0	0	0	

Table 8: What is your race? White



Response	6	8	10	12	Total	
No	11.1	7.5	4.8	3.2	7.1	
Yes	88.9	92.5	95.2	96.8	92.9	
N of Valid	866	710	806	466	2848	
N of Miss	0	0	0	0	0	

Table 9: What is your race? Native Hawaiian or Other Pacific Islander



Response	6	8	10	12	Total	
No	99.2	98.7	98.8	99.4	99.0	
Yes	0.8	1.3	1.2	0.6	1.0	
N of Valid	866	710	806	466	2848	
N of Miss	0	0	0	0	0	

Table 10: What is your race? Other



Response	6	8	10	12	Total	
No	90.6	90.7	96.3	98.5	93.5	
Yes	9.4	9.3	3.7	1.5	6.5	
N of Valid	866	710	806	466	2848	
N of Miss	0	0	0	0	0	

Table 11: What is the highest level of schooling completed by your mother or father?









Response	6	8	10	12	Total	
Completed grade school or less	2.5	2.3	0.4	0.4	1.5	
Some high school	3.4	4.1	10.6	18.8	8.1	
Completed high school	11.4	15.6	15.3	15.4	14.2	
Some college	11.0	16.1	16.8	22.4	15.8	
Completed college	22.5	25.6	33.0	27.6	27.1	
Graduate or professional school after college	8.5	13.2	12.3	8.1	10.7	
Don't know	38.0	20.8	10.7	5.1	20.6	
Does not apply	2.8	2.3	0.9	2.1	2.0	
N of Valid	863	706	803	468	2840	
N of Miss	32	10	6	3	51	

Table 12: Think of where you live most of the time. Which of the following people live there with you? Mother



Response	6	8	10	12	Total	
No	15.1	13.7	19.0	21.0	16.8	
Yes	84.9	86.3	81.0	79.0	83.2	
N of Valid	881	714	805	467	2867	
N of Miss	0	0	0	0	0	

Table 13: Think of where you live most of the time. Which of the following people live there with you? Stepmother



Response	6	8	10	12	Total	
No	91.3	91.9	91.8	91.9	91.7	
Yes	8.7	8.1	8.2	8.1	8.3	
N of Valid	881	714	805	467	2867	
N of Miss	0	0	0	0	0	

Table 14: Think of where you live most of the time. Which of the following people live there with you? Foster Mother



Response	6	8	10	12	Total	
No	98.8	99.6	99.5	99.1	99.2	
Yes	1.2	0.4	0.5	0.9	0.8	
N of Valid	881	714	805	467	2867	
N of Miss	0	0	0	0	0	

Table 15: Think of where you live most of the time. Which of the following people live there with you? Grandmother



Response	6	8	10	12	Total	
No	86.7	88.2	88.3	90.8	88.2	
Yes	13.3	11.8	11.7	9.2	11.8	
N of Valid	881	714	805	467	2867	
N of Miss	0	0	0	0	0	

Table 16: Think of where you live most of the time. Which of the following people live there with you? Aunt



Response	6	8	10	12	Total	
No	96.7	97.3	97.0	98.3	97.2	
Yes	3.3	2.7	3.0	1.7	2.8	
N of Valid	881	714	805	467	2867	
N of Miss	0	0	0	0	0	

Table 17: Think of where you live most of the time. Which of the following people live there with you? Father



Response	6	8	10	12	Total	
No	37.2	34.9	39.0	43.0	38.1	
Yes	62.8	65.1	61.0	57.0	61.9	
N of Valid	881	714	805	467	2867	
N of Miss	0	0	0	0	0	



Table 18: Think of where you live most of the time. Which of the following people live there with you? Stepfather



Response	6	8	10	12	Total	
No	83.7	81.2	81.0	82.7	82.1	
Yes	16.3	18.8	19.0	17.3	17.9	
N of Valid	881	714	805	467	2867	
N of Miss	0	0	0	0	0	

Table 19: Think of where you live most of the time. Which of the following people live there with you? Foster Father



Response	6	8	10	12	Total	
No	98.8	99.9	99.5	98.9	99.3	
Yes	1.2	0.1	0.5	1.1	0.7	
N of Valid	881	714	805	467	2867	
N of Miss	0	0	0	0	0	

Table 20: Think of where you live most of the time. Which of the following people live there with you? Grandfather



Response	6	8	10	12	Total	
No	91.1	91.0	92.2	94.2	91.9	
Yes	8.9	9.0	7.8	5.8	8.1	
N of Valid	881	714	805	467	2867	
N of Miss	0	0	0	0	0	

Table 21: Think of where you live most of the time. Which of the following people live there with you? Uncle



Response	6	8	10	12	Total	
No	97.0	96.6	95.9	98.3	96.8	
Yes	3.0	3.4	4.1	1.7	3.2	
N of Valid	881	714	805	467	2867	
N of Miss	0	0	0	0	0	

Table 22: Think of where you live most of the time. Which of the following people live there with you? Other Adults



Response	6	8	10	12	Total	
No	97.0	97.5	97.4	95.3	97.0	
Yes	3.0	2.5	2.6	4.7	3.0	
N of Valid	881	714	805	467	2867	
N of Miss	0	0	0	0	0	

Table 23: Think of where you live most of the time. Which of the following people live there with you? Brother(s)



Response	6	8	10	12	Total	
No	52.4	51.3	55.3	61.0	54.3	
Yes	47.6	48.7	44.7	39.0	45.7	
N of Valid	881	714	805	467	2867	
N of Miss	0	0	0	0	0	

Table 24: Think of where you live most of the time. Which of the following people live there with you? Stepbrother(s)



Response	6	8	10	12	Total	
No	93.1	93.6	93.5	95.7	93.8	
Yes	6.9	6.4	6.5	4.3	6.2	
N of Valid	881	714	805	467	2867	
N of Miss	0	0	0	0	0	

Table 25: Think of where you live most of the time. Which of the following people live there with you? Sister(s)



Response	6	8	10	12	Total	
No	56.4	54.2	58.9	62.1	57.5	
Yes	43.6	45.8	41.1	37.9	42.5	
N of Valid	881	714	805	467	2867	
N of Miss	0	0	0	0	0	

Table 26: Think of where you live most of the time. Which of the following people live there with you? Stepsister(s)



Response	6	8	10	12	Total	
No	92.8	94.1	93.3	95.3	93.7	
Yes	7.2	5.9	6.7	4.7	6.3	
N of Valid	881	714	805	467	2867	
N of Miss	0	0	0	0	0	

Table 27: Think of where you live most of the time. Which of the following people live there with you? Other Children



Response	6	8	10	12	Total	
No	94.6	94.4	95.5	94.9	94.8	
Yes	5.4	5.6	4.5	5.1	5.2	
N of Valid	881	714	805	467	2867	
N of Miss	0	0	0	0	0	

Table 28: In my school, students have lots of chances to help decide things like class activities and rules.





Response	6	8	10	12	Total	
NO!	10.5	8.8	13.2	12.6	11.2	
no	34.0	35.0	36.1	33.6	34.8	
yes	46.8	49.4	42.2	46.9	46.2	
YES!	8.6	6.9	8.4	6.9	7.8	
N of Valid	835	697	794	467	2793	
N of Miss	60	19	15	4	98	

Table 29: Teachers ask me to work on special classroom projects.





Response	6	8	10	12	Total	
NO!	9.5	8.0	12.5	11.2	10.3	
no	36.7	46.0	49.7	45.1	44.1	
yes	41.5	40.2	33.3	38.2	38.3	
YES!	12.4	5.8	4.5	5.6	7.4	
N of Valid	824	687	793	466	2770	
N of Miss	71	29	16	5	121	

Table 30: My teacher(s) notices when I am doing a good job and lets me know about it.

Response	6	8	10	12	Total
NO!	4.2	5.8	9.0	7.1	6.4
no	12.7	26.7	29.4	26.3	23.2
yes	55.4	53.2	49.7	56.8	53.5
YES!	27.7	14.4	11.8	9.7	16.9
N of Valid	834	694	785	463	2776
N of Miss	61	22	24	8	115

Table 31: There are lots of chances for students in my school to get involved in sports, clubs, and other school activities outside of class.

Response	6	8	10	12	Total
NO!	3.1	0.7	2.0	2.4	2.1
no	9.2	7.7	5.3	4.7	7.0
yes	40.4	33.5	41.5	50.6	40.7
YES!	47.3	58.1	51.2	42.2	50.3
N of Valid	845	699	791	464	2799
N of Miss	50	17	18	7	92

Table 32: There are lots of chances for students in my school to talk with a teacher one-on-one.

Response	6	8	10	12	Total
NO!	3.2	3.2	5.3	3.6	3.9
no	15.2	20.4	23.2	15.9	18.9
yes	46.4	49.6	50.0	55.4	49.7
YES!	35.2	26.8	21.5	25.1	27.5
N of Valid	837	695	792	466	2790
N of Miss	58	21	17	5	101

Table 33: I feel safe at my school.

Response	6	8	10	12	Total	
NO!	4.8	6.7	7.3	5.6	6.1	
no	7.9	13.6	16.3	11.2	12.2	
yes	39.2	53.8	55.0	60.0	50.8	
YES!	48.1	25.9	21.4	23.2	30.9	
N of Valid	837	686	784	465	2772	
N of Miss	58	30	25	6	119	

Table 34: The school lets my parents know when I have done something well.

Response	6	8	10	12	Total	
NO!	8.0	15.6	26.8	21.5	17.5	
no	32.8	47.8	46.2	47.6	42.8	
yes	41.7	30.7	23.9	26.8	31.4	
YES!	17.5	5.9	3.2	4.1	8.3	
N of Valid	835	694	792	466	2787	
N of Miss	60	22	17	5	104	

Table 35: My teachers praise me when I work hard in school.

Response	6	8	10	12	Total	
NO!	9.8	14.4	17.9	13.8	13.9	
no	31.3	41.3	46.8	38.4	39.4	
yes	45.4	37.6	30.8	41.6	38.7	
YES!	13.4	6.7	4.5	6.2	8.0	
N of Valid	823	688	786	464	2761	
N of Miss	72	28	23	7	130	

Table 36: Are your school grades better than the grades of most students in your class?

Response	6	8	10	12	Total
NO!	9.0	8.6	9.9	6.7	8.8
no	32.0	28.8	32.5	32.0	31.3
yes	45.6	46.3	42.6	47.6	45.3
YES!	13.4	16.3	15.0	13.7	14.7
N of Valid	826	694	791	466	2777
N of Miss	69	22	18	5	114

Table 37: I have lots of chances to be part of class discussions or activities.

Response	6	8	10	12	Total
NO!	4.2	3.9	3.7	2.6	3.7
no	12.5	11.8	18.0	12.0	13.8
yes	52.0	56.7	61.3	68.4	58.5
YES!	31.3	27.7	17.1	17.0	24.0
N of Valid	840	697	790	465	2792
N of Miss	55	19	19	6	99

Table 38: Now thinking back over the past year in school, how often did you: enjoy being in school?

Response	6	8	10	12	Total
Never	7.1	9.2	11.1	12.1	9.6
Seldom	12.4	15.7	21.0	20.0	16.9
Sometimes	29.5	36.3	37.4	41.4	35.4
Often	26.4	24.3	23.4	22.2	24.3
Almost always	24.5	14.4	7.2	4.3	13.8
N of Valid	844	699	792	464	2799
N of Miss	51	17	17	7	92



Table 39: Now thinking back over the past year in school, how often did you: hate being in school?

Response	6	8	10	12	Total	
Never	15.2	7.5	3.3	2.2	7.8	
Seldom	32.9	28.1	18.9	19.7	25.6	
Sometimes	28.4	34.4	38.0	38.6	34.3	
Often	14.1	16.1	22.4	24.7	18.7	
Almost always	9.3	13.9	17.4	14.8	13.7	
N of Valid	835	691	787	461	2774	
N of Miss	60	25	22	10	117	

Table 40: Now thinking back over the past year in school, how often did you: try to do your best work in school?

Response	6	8	10	12	Total	
Never	0.7	0.9	1.1	1.1	0.9	
Seldom	1.2	1.6	2.9	5.6	2.5	
Sometimes	6.5	9.7	17.7	22.7	13.2	
Often	19.5	30.7	36.2	36.1	29.8	
Almost always	72.1	57.2	42.1	34.4	53.6	
N of Valid	836	694	791	462	2783	
N of Miss	59	22	18	9	108	

Table 41: How often do you feel that the school work you are assigned is meaningful and important?

Response	6	8	10	12	Total	
Never	4.1	4.3	7.4	7.8	5.7	
Seldom	7.6	15.1	30.9	29.7	19.7	
Sometimes	26.7	36.2	37.7	36.6	33.8	
Often	31.7	31.9	19.0	21.2	26.4	
Almost always	29.9	12.5	4.9	4.8	14.3	
N of Valid	839	696	793	462	2790	
N of Miss	56	20	16	9	101	

Table 42: Putting them all together, what were your grades like last year?

Response	6	8	10	12	Total
Mostly F's	1.1	0.4	0.8	0.6	0.8
Mostly D's	1.8	2.6	4.6	2.6	2.9
Mostly C's	11.8	13.2	21.4	21.2	16.4
Mostly B's	36.0	38.6	36.1	43.2	37.9
Mostly A's	49.3	45.2	37.2	32.4	42.0
N of Valid	831	695	790	463	2779
N of Miss	64	21	19	8	112

Table 43: How important do you think the things you are learning in school are going to be for your later life?

Response	6	8	10	12	Total
Very important	43.5	20.2	8.9	4.5	21.4
Quite important	26.0	28.6	19.5	19.1	23.7
Fairly important	19.8	30.7	35.2	38.2	30.0
Slightly important	8.7	17.2	29.4	29.4	20.1
Not at all important	2.0	3.3	7.0	8.8	4.9
N of Valid	842	697	789	466	2794
N of Miss	53	19	20	5	97

Table 44: During the LAST FOUR WEEKS how many whole days of school have you missed because you skipped or "cut"?

Response	6	8	10	12	Total
None	55.3	70.6	70.3	58.8	63.9
1	18.4	13.1	12.6	15.0	14.9
2	10.8	7.8	6.2	11.2	8.8
3	7.1	4.0	4.9	9.7	6.2
4-5	5.7	3.3	3.7	4.1	4.3
6-10	1.8	0.7	1.5	1.1	1.3
11 or more	0.9	0.4	0.8	0.2	0.6
N of Valid	844	693	792	466	2795
N of Miss	51	23	17	5	96

Table 45: What are the chances you would be seen as cool if you: smoked cigarettes?






Response	6	8	10	12	Total	
No or very little chance	89.5	69.9	59.6	51.0	69.7	
Little chance	5.9	13.7	20.7	22.9	14.9	
Some chance	2.7	10.5	9.8	16.3	8.9	
Pretty good chance	1.0	3.8	6.6	6.1	4.1	
Very good chance	1.0	2.0	3.2	3.7	2.3	
N of Valid	825	685	772	459	2741	
N of Miss	70	31	37	12	150	

Table 46: What are the chances you would be seen as cool if you: worked hard at school?






Response	6	8	10	12	Total	
No or very little chance	4.5	11.9	12.5	11.1	9.7	
Little chance	7.7	15.5	22.1	21.8	16.1	
Some chance	16.1	22.3	27.6	29.3	23.1	
Pretty good chance	31.1	29.2	25.2	28.2	28.5	
Very good chance	40.6	21.1	12.6	9.6	22.7	
N of Valid	818	682	761	458	2719	
N of Miss	77	34	48	13	172	

Table 47: What are the chances you would be seen as cool if you: began drinking alcoholic beverages regularly, that is, at least once or twice a month?






Response	6	8	10	12	Total	
No or very little chance	86.0	64.8	47.5	35.9	61.4	
Little chance	9.5	13.3	21.1	21.1	15.7	
Some chance	1.6	12.1	12.9	21.5	10.8	
Pretty good chance	1.9	6.6	11.1	15.0	7.9	
Very good chance	1.0	3.2	7.4	6.5	4.3	
N of Valid	822	684	767	460	2733	
N of Miss	73	32	42	11	158	

Table 48: What are the chances you would be seen as cool if you: defended someone who was being bullied?






Response	6	8	10	12	Total	
No or very little chance	7.9	10.9	12.2	9.2	10.1	
Little chance	7.9	12.0	15.5	15.5	12.3	
Some chance	14.7	23.9	27.4	28.8	23.0	
Pretty good chance	26.5	26.1	26.9	28.1	26.8	
Very good chance	43.0	27.1	17.9	18.5	27.8	
N of Valid	814	686	769	459	2728	
N of Miss	81	30	40	12	163	

Table 49: What are the chances you would be seen as cool if you: smoked marijuana?






Response	6	8	10	12	Total	
No or very little chance	90.5	64.6	49.2	38.0	63.5	
Little chance	4.5	12.7	13.8	17.4	11.4	
Some chance	1.5	8.3	14.5	19.7	10.0	
Pretty good chance	2.0	7.2	10.1	12.1	7.3	
Very good chance	1.6	7.2	12.3	12.8	7.9	
N of Valid	817	683	770	461	2731	
N of Miss	78	33	39	10	160	

Table 50: What are the chances you would be seen as cool if you: carried a handgun?






Response	6	8	10	12	Total	
No or very little chance	80.8	70.9	67.7	64.6	71.9	
Little chance	9.9	14.0	15.3	18.3	13.9	
Some chance	5.0	6.9	9.2	8.9	7.3	
Pretty good chance	1.8	3.4	2.9	4.3	2.9	
Very good chance	2.4	4.8	5.0	3.9	4.0	
N of Valid	817	684	765	460	2726	
N of Miss	78	32	44	11	165	

Table 51: What are the chances you would be seen as cool if you: used e-cigarettes, e-cigars or e-hookahs (vaping)?






Response	6	8	10	12	Total	
No or very little chance	88.0	61.4	47.5	37.7	61.5	
Little chance	5.6	13.2	15.1	18.4	12.3	
Some chance	3.1	11.0	12.9	18.0	10.3	
Pretty good chance	1.1	6.9	12.6	10.0	7.3	
Very good chance	2.2	7.6	11.9	15.8	8.6	
N of Valid	819	684	770	461	2734	
N of Miss	76	32	39	10	157	

Table 52: What are the chances you would be seen as cool if you: bullied someone or cyber bullied someone?






Response	6	8	10	12	Total	
No or very little chance	88.0	61.4	47.5	37.7	61.5	
Little chance	5.6	13.2	15.1	18.4	12.3	
Some chance	3.1	11.0	12.9	18.0	10.3	
Pretty good chance	1.1	6.9	12.6	10.0	7.3	
Very good chance	2.2	7.6	11.9	15.8	8.6	
N of Valid	819	684	770	461	2734	
N of Miss	76	32	39	10	157	

Table 53: Think of your four best friends (the friends you feel closest to). In the past year (12 months), how many of your best friends have: participated in clubs, organizations or activities at school?






Response	6	8	10	12	Total	
0	17.0	6.9	8.9	10.5	11.1	
1	14.0	8.1	11.9	12.0	11.6	
2	17.5	16.2	19.2	21.4	18.3	
3	14.6	19.2	17.1	13.9	16.4	
4	36.9	49.5	42.8	42.3	42.6	
N of Valid	813	677	764	459	2713	
N of Miss	82	39	45	12	178	

Table 54: Think of your four best friends (the friends you feel closest to). In the past year (12 months), how many of your best friends have: smoked cigarettes?






Response	6	8	10	12	Total	
0	94.2	79.1	64.3	49.2	74.4	
1	4.2	11.1	18.4	20.4	12.7	
2	0.7	5.6	8.1	16.2	6.6	
3	0.1	2.4	3.4	4.4	2.3	
4	0.7	1.8	5.8	9.8	4.0	
N of Valid	810	666	761	457	2694	
N of Miss	85	50	48	14	197	

Table 55: Think of your four best friends (the friends you feel closest to). In the past year (12 months), how many of your best friends have: tried beer, wine or hard liquor (for example, vodka, whiskey, or gin) when their parents didn't know about it?






Response	6	8	10	12	Total	
0	89.2	67.5	48.4	31.2	62.6	
1	7.3	12.6	17.8	16.4	13.1	
2	1.6	8.1	11.7	20.1	9.2	
3	0.7	5.9	8.3	8.3	5.4	
4	1.1	5.9	13.8	24.0	9.7	
N of Valid	818	677	762	458	2715	
N of Miss	77	39	47	13	176	

Table 56: Think of your four best friends (the friends you feel closest to). In the past year (12 months), how many of your best friends have: used e-cigarettes, e-cigars, or e-hookahs?






Response	6	8	10	12	Total	
0	96.1	78.0	58.0	49.8	73.0	
1	2.5	9.7	17.0	13.3	10.2	
2	1.0	5.8	10.1	11.6	6.5	
3	0.1	2.4	6.3	7.2	3.6	
4	0.4	4.1	8.6	18.1	6.6	
N of Valid	814	678	764	458	2714	
N of Miss	81	38	45	13	177	



Table 57: Think of your four best friends (the friends you feel closest to). In the past year (12 months), how many of your best friends have: used marijuana?






Response	6	8	10	12	Total	
0	97.9	79.8	61.9	44.3	74.2	
1	1.5	9.3	16.1	21.0	10.8	
2	0.2	3.0	8.4	13.3	5.4	
3	0.0	3.4	5.2	7.2	3.5	
4	0.4	4.6	8.4	14.2	6.0	
N of Valid	818	677	763	458	2716	
N of Miss	77	39	46	13	175	

Table 58: Think of your four best friends (the friends you feel closest to). In the past year (12 months), how many of your best friends have: used prescription drugs or non-prescription drugs for the purpose of getting high?






Response	6	8	10	12	Total	
0	97.1	90.0	83.6	79.7	88.6	
1	2.3	5.3	7.9	10.2	6.0	
2	0.5	2.2	3.5	4.1	2.4	
3	0.1	1.2	1.3	2.0	1.0	
4	0.0	1.3	3.7	3.9	2.0	
N of Valid	814	680	763	459	2716	
N of Miss	81	36	46	12	175	

Table 59: Think of your four best friends (the friends you feel closest to). In the past year (12 months), how many of your best friends have: used synthetic marijuana (K2, spice) or bath salts?






Response	6	8	10	12	Total	
0	98.6	95.6	91.8	95.2	95.4	
1	1.0	2.7	4.8	3.0	2.8	
2	0.1	0.9	1.4	0.7	0.8	
3	0.0	0.3	0.5	0.2	0.3	
4	0.2	0.6	1.4	0.9	0.8	
N of Valid	812	675	764	460	2711	
N of Miss	83	41	45	11	180	

Table 60: Think of your four best friends (the friends you feel closest to). In the past year (12 months), how many of your best friends have: used LSD, cocaine, amphetamines, or other illegal drugs?






Response	6	8	10	12	Total	
0	98.7	94.8	89.4	87.2	93.2	
1	1.0	3.2	6.3	7.4	4.1	
2	0.2	1.0	1.6	2.2	1.1	
3	0.1	0.3	0.7	0.7	0.4	
4	0.0	0.6	2.1	2.6	1.2	
N of Valid	819	678	764	460	2721	
N of Miss	76	38	45	11	170	

Table 61: Think of your four best friends (the friends you feel closest to). In the past year (12 months), how many of your best friends have: been bullied?






Response	6	8	10	12	Total	
0	37.3	41.0	52.4	64.1	47.0	
1	27.3	27.6	19.8	17.4	23.6	
2	18.1	17.3	12.9	9.3	14.9	
3	6.3	4.9	5.8	3.3	5.3	
4	11.0	9.3	9.2	5.9	9.2	
N of Valid	807	678	762	460	2707	
N of Miss	88	38	47	11	184	

Table 62: Think of your four best friends (the friends you feel closest to). In the past year (12 months), how many of your best friends have: been suspended from school?






Response	6	8	10	12	Total	
0	79.5	66.7	71.1	80.0	74.0	
1	14.2	19.9	15.8	12.2	15.7	
2	3.7	7.3	8.0	4.3	5.9	
3	1.2	3.0	2.1	0.9	1.8	
4	1.4	3.3	3.0	2.6	2.5	
N of Valid	810	675	766	460	2711	
N of Miss	85	41	43	11	180	

Table 63: Think of your four best friends (the friends you feel closest to). In the past year (12 months), how many of your best friends have: carried a handgun?






Response	6	8	10	12	Total	
0	94.2	93.8	93.1	93.0	93.6	
1	2.5	3.1	3.7	3.3	3.1	
2	1.2	1.0	1.2	1.5	1.2	
3	0.7	0.7	0.9	0.4	0.7	
4	1.4	1.3	1.2	1.7	1.4	
N of Valid	812	678	766	460	2716	
N of Miss	83	38	43	11	175	

Table 64: Think of your four best friends (the friends you feel closest to). In the past year (12 months), how many of your best friends have: sold illegal drugs?






Response	6	8	10	12	Total	
0	98.3	93.8	88.6	86.1	92.4	
1	1.1	2.8	6.6	7.8	4.2	
2	0.4	2.2	2.6	3.7	2.0	
3	0.0	0.4	0.7	0.7	0.4	
4	0.2	0.7	1.6	1.7	1.0	
N of Valid	813	677	761	459	2710	
N of Miss	82	39	48	12	181	

Table 65: Think of your four best friends (the friends you feel closest to). In the past year (12 months), how many of your best friends have: regularly attended religious services?






Response	6	8	10	12	Total	
0	34.7	20.2	24.7	29.0	27.2	
1	12.4	18.3	16.0	20.3	16.3	
2	14.5	18.3	22.7	21.1	18.9	
3	12.8	19.5	15.0	15.3	15.5	
4	25.7	23.7	21.6	14.4	22.1	
N of Valid	782	667	761	459	2669	
N of Miss	113	49	48	12	222	

Table 66: Think of your four best friends (the friends you feel closest to). In the past year (12 months), how many of your best friends have: stolen or tried to steal a motor vehicle such as a car or motorcycle?






Response	6	8	10	12	Total	
0	97.8	95.0	95.4	96.1	96.1	
1	1.5	3.7	2.7	2.2	2.5	
2	0.6	0.4	0.8	1.3	0.7	
3	0.0	0.3	0.1	0.2	0.1	
4	0.1	0.6	0.9	0.2	0.5	
N of Valid	813	678	765	458	2714	
N of Miss	82	38	44	13	177	

Table 67: Think of your four best friends (the friends you feel closest to). In the past year (12 months), how many of your best friends have: been arrested?






Response	6	8	10	12	Total	
0	97.9	90.7	87.0	86.3	91.1	
1	1.7	5.5	8.9	8.5	5.8	
2	0.1	1.8	2.2	3.7	1.7	
3	0.0	1.2	0.8	0.4	0.6	
4	0.2	0.9	1.0	1.1	0.8	
N of Valid	813	675	763	459	2710	
N of Miss	82	41	46	12	181	

Table 68: Think of your four best friends (the friends you feel closest to). In the past year (12 months), how many of your best friends have: dropped out of school?






Response	6	8	10	12	Total	
0	95.6	95.1	93.7	91.5	94.2	
1	3.3	3.7	5.0	5.9	4.3	
2	1.0	0.4	0.9	2.2	1.0	
3	0.1	0.1	0.3	0.2	0.2	
4	0.0	0.6	0.1	0.2	0.2	
N of Valid	813	675	764	460	2712	
N of Miss	82	41	45	11	179	

Table 69: Think of your four best friends (the friends you feel closest to). In the past year (12 months), how many of your best friends have: been members of a gang?






Response	6	8	10	12	Total	
0	95.4	92.3	94.6	96.5	94.6	
1	2.7	4.4	3.0	1.1	3.0	
2	0.6	0.4	1.0	0.7	0.7	
3	0.2	1.3	0.3	0.4	0.6	
4	1.0	1.5	1.0	1.3	1.2	
N of Valid	807	676	764	460	2707	
N of Miss	88	40	45	11	184	

Table 70: How old were you when you first: smoked marijuana?










Response	6	8	10	12	Total	
Never	98.8	91.4	78.7	63.4	85.4	
10 or younger	0.9	1.0	2.4	1.5	1.4	
11	0.1	0.6	0.9	1.1	0.6	
12	0.0	2.3	2.2	2.6	1.7	
13	0.0	4.2	2.7	4.4	2.6	
14	0.0	0.4	5.0	4.8	2.3	
15	0.1	0.0	6.4	7.0	3.0	
16	0.0	0.0	1.7	8.1	1.8	
17 or older	0.1	0.0	0.0	6.8	1.2	
N of Valid	819	683	764	454	2720	
N of Miss	76	33	45	17	171	

Table 71: How old were you when you first: smoked a cigarette, even just a puff?










Response	6	8	10	12	Total	
Never	95.3	83.4	73.2	57.9	79.9	
10 or younger	3.7	6.0	6.9	6.7	5.7	
11	0.7	3.5	3.5	2.2	2.5	
12	0.2	3.8	2.3	3.3	2.2	
13	0.0	2.1	4.5	5.3	2.7	
14	0.0	0.9	3.5	4.5	1.9	
15	0.0	0.0	5.5	6.0	2.5	
16	0.0	0.1	0.7	9.4	1.8	
17 or older	0.0	0.1	0.0	4.7	0.8	
N of Valid	812	682	749	449	2692	
N of Miss	83	34	60	22	199	

Table 72: How old were you when you first: had more than a sip or two of beer, wine or hard liquor (for example, vodka, whiskey, or gin)?










Response	6	8	10	12	Total	
Never	88.3	70.6	57.3	36.8	66.5	
10 or younger	8.7	9.8	8.1	6.3	8.4	
11	1.8	4.1	2.4	2.0	2.6	
12	1.1	6.3	3.3	4.4	3.6	
13	0.1	7.8	6.7	6.6	5.0	
14	0.0	1.5	10.5	9.2	4.8	
15	0.0	0.0	10.5	8.8	4.4	
16	0.0	0.0	1.3	16.6	3.2	
17 or older	0.0	0.0	0.0	9.4	1.6	
N of Valid	820	683	764	457	2724	
N of Miss	75	33	45	14	167	

Table 73: How old were you when you first: began drinking alcoholic beverages regularly, that is, at least once or twice a month?










Response	6	8	10	12	Total	
Never	99.6	94.9	85.6	72.0	89.9	
10 or younger	0.2	0.6	0.3	0.4	0.4	
11	0.0	0.7	0.5	0.4	0.4	
12	0.0	1.0	0.8	0.2	0.5	
13	0.0	1.9	1.6	2.4	1.3	
14	0.0	0.9	4.3	2.4	1.8	
15	0.0	0.0	5.0	4.6	2.2	
16	0.0	0.0	2.0	9.7	2.2	
17 or older	0.1	0.0	0.0	7.7	1.3	
N of Valid	820	686	765	454	2725	
N of Miss	75	30	44	17	166	

Table 74: How old were you when you first: used Pegaramide (peg, Peggy)?


Response	6	8	10	12	Total	
Never	100.0	100.0	100.0	100.0	100.0	
10 or younger	0.0	0.0	0.0	0.0	0.0	
11	0.0	0.0	0.0	0.0	0.0	
12	0.0	0.0	0.0	0.0	0.0	
13	0.0	0.0	0.0	0.0	0.0	
14	0.0	0.0	0.0	0.0	0.0	
15	0.0	0.0	0.0	0.0	0.0	
16	0.0	0.0	0.0	0.0	0.0	
17 or older	0.0	0.0	0.0	0.0	0.0	
N of Valid	798	682	760	456	2696	
N of Miss	97	34	49	15	195	

Table 75: How old were you when you first: got suspended from school?










Response	6	8	10	12	Total	
Never	90.9	85.4	79.9	79.4	84.5	
10 or younger	5.9	6.0	6.4	4.6	5.8	
11	2.6	2.8	2.1	1.8	2.3	
12	0.6	2.6	3.3	2.6	2.2	
13	0.0	2.6	2.6	2.8	1.9	
14	0.1	0.6	2.8	3.5	1.5	
15	0.0	0.0	2.0	2.2	0.9	
16	0.0	0.0	0.7	2.4	0.6	
17 or older	0.0	0.0	0.3	0.7	0.2	
N of Valid	820	685	762	457	2724	
N of Miss	75	31	47	14	167	

Table 76: How old were you when you first: got arrested?










Response	6	8	10	12	Total	
Never	99.1	98.4	95.3	93.0	96.8	
10 or younger	0.5	0.1	0.4	0.0	0.3	
11	0.2	0.3	0.4	0.0	0.3	
12	0.0	0.4	0.5	0.4	0.3	
13	0.0	0.7	0.3	0.9	0.4	
14	0.0	0.0	1.7	1.5	0.7	
15	0.1	0.0	1.4	1.3	0.7	
16	0.0	0.0	0.0	2.0	0.3	
17 or older	0.0	0.0	0.0	0.9	0.1	
N of Valid	823	685	765	456	2729	
N of Miss	72	31	44	15	162	



Table 77: How old were you when you first: carried a handgun?










Response	6	8	10	12	Total	
Never	94.3	94.7	94.2	93.6	94.3	
10 or younger	3.0	1.9	1.6	1.8	2.1	
11	2.1	0.9	0.7	0.9	1.2	
12	0.4	0.6	0.8	0.4	0.6	
13	0.0	1.3	0.4	0.4	0.5	
14	0.0	0.6	1.1	0.4	0.5	
15	0.0	0.0	1.2	0.4	0.4	
16	0.0	0.0	0.1	0.9	0.2	
17 or older	0.2	0.0	0.0	1.1	0.3	
N of Valid	820	680	758	456	2714	
N of Miss	75	36	51	15	177	

Table 78: How old were you when you first: used e-cigarettes, e-cigars, or e-hookahs (vaping)?










Response	6	8	10	12	Total	
Never	98.2	86.1	70.7	58.9	80.9	
10 or younger	1.0	1.6	0.7	1.8	1.2	
11	0.7	2.1	1.2	0.0	1.1	
12	0.1	4.7	2.9	2.0	2.4	
13	0.0	4.7	5.5	2.6	3.2	
14	0.0	0.9	7.2	5.3	3.1	
15	0.0	0.0	9.1	8.8	4.0	
16	0.0	0.0	2.6	10.6	2.5	
17 or older	0.0	0.0	0.1	9.9	1.7	
N of Valid	819	682	762	453	2716	
N of Miss	76	34	47	18	175	

Table 79: How old were you when you first: belonged to a gang?










Response	6	8	10	12	Total	
Never	97.7	96.9	97.8	97.2	97.4	
10 or younger	1.0	0.4	0.4	0.7	0.6	
11	1.2	0.3	0.1	0.4	0.6	
12	0.1	0.1	0.1	0.2	0.1	
13	0.0	1.3	0.3	0.0	0.4	
14	0.0	0.7	0.7	0.0	0.4	
15	0.0	0.1	0.4	0.7	0.3	
16	0.0	0.0	0.3	0.2	0.1	
17 or older	0.0	0.0	0.0	0.7	0.1	
N of Valid	814	684	763	457	2718	
N of Miss	81	32	46	14	173	

Table 80: How old were you when you first: used prescription drugs not prescribed to you?










Response	6	8	10	12	Total	
Never	98.3	96.3	91.9	89.9	94.6	
10 or younger	1.2	0.9	0.7	0.4	0.8	
11	0.4	0.4	0.4	0.2	0.4	
12	0.0	0.0	0.5	0.7	0.3	
13	0.1	1.6	1.2	0.9	0.9	
14	0.0	0.6	2.0	1.8	1.0	
15	0.0	0.1	2.8	1.8	1.1	
16	0.0	0.0	0.7	2.2	0.6	
17 or older	0.0	0.0	0.0	2.2	0.4	
N of Valid	819	684	762	456	2721	
N of Miss	76	32	47	15	170	

Table 81: How wrong do you think it is for someone your age to: take a handgun to school?


Response	6	8	10	12	Total	
Very wrong	90.9	84.9	85.8	86.2	87.2	
Wrong	7.5	11.5	9.5	9.2	9.3	
A little bit wrong	0.8	2.3	2.9	3.5	2.2	
Not at all wrong	0.7	1.3	1.8	1.1	1.2	
N of Valid	825	688	767	458	2738	
N of Miss	70	28	42	13	153	

Table 82: How wrong do you think it is for someone your age to: steal anything?

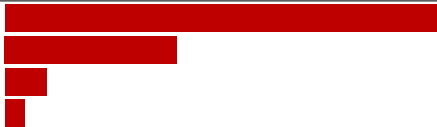
Response	6	8	10	12	Total	
Very wrong	73.6	66.1	66.6	70.2	69.2	
Wrong	23.4	27.8	27.3	25.4	25.9	
A little bit wrong	2.4	5.5	5.1	4.2	4.3	
Not at all wrong	0.6	0.6	0.9	0.2	0.6	
N of Valid	822	687	761	457	2727	
N of Miss	73	29	48	14	164	

Table 83: How wrong do you think it is for someone your age to: pick a fight with someone?


Response	6	8	10	12	Total	
Very wrong	54.4	39.8	39.9	42.6	44.7	
Wrong	35.0	36.3	33.5	35.6	35.0	
A little bit wrong	8.4	20.2	20.7	19.1	16.6	
Not at all wrong	2.2	3.7	5.9	2.6	3.7	
N of Valid	820	683	764	455	2722	
N of Miss	75	33	45	16	169	

Table 84: How wrong do you think it is for someone your age to: attack someone with the idea of seriously hurting them?





Response	6	8	10	12	Total	
Very wrong	88.7	76.4	74.7	77.3	79.8	
Wrong	8.9	16.4	17.8	15.1	14.3	
A little bit wrong	1.6	5.4	5.3	6.3	4.4	
Not at all wrong	0.9	1.8	2.1	1.3	1.5	
N of Valid	821	683	768	458	2730	
N of Miss	74	33	41	13	161	

Table 85: How wrong do you think it is for someone your age to: stay away from school all day when their parents think they are at school?





Response	6	8	10	12	Total	
Very wrong	79.6	63.8	53.1	49.8	63.2	
Wrong	16.9	28.4	31.7	32.5	26.5	
A little bit wrong	2.7	6.1	11.5	14.2	7.9	
Not at all wrong	0.8	1.6	3.8	3.5	2.3	
N of Valid	824	683	767	458	2732	
N of Miss	71	33	42	13	159	

Table 86: How wrong do you think it is for someone your age to: drink beer, wine or hard liquor (for example, vodka, whiskey, or gin) regularly?





Response	6	8	10	12	Total	
Very wrong	91.1	72.9	52.3	39.3	67.0	
Wrong	7.2	17.9	24.7	24.9	17.8	
A little bit wrong	0.7	7.1	16.3	22.9	10.4	
Not at all wrong	1.0	2.0	6.6	12.9	4.8	
N of Valid	824	687	768	458	2737	
N of Miss	71	29	41	13	154	

Table 87: How wrong do you think it is for someone your age to: smoke cigarettes?





Response	6	8	10	12	Total	
Very wrong	92.2	77.6	60.5	49.0	72.4	
Wrong	6.3	16.1	22.4	21.9	15.9	
A little bit wrong	0.7	4.4	12.3	19.3	8.0	
Not at all wrong	0.7	1.9	4.8	9.8	3.7	
N of Valid	825	684	767	457	2733	
N of Miss	70	32	42	14	158	

Table 88: How wrong do you think it is for someone your age to: smoke marijuana?





Response	6	8	10	12	Total	
Very wrong	95.5	77.0	57.0	46.4	71.8	
Wrong	2.8	12.9	18.4	18.4	12.3	
A little bit wrong	0.6	6.1	13.2	16.6	8.2	
Not at all wrong	1.1	4.0	11.5	18.6	7.7	
N of Valid	823	683	768	457	2731	
N of Miss	72	33	41	14	160	

Table 89: How wrong do you think it is for someone your age to: use prescription drugs or non-prescription drugs for the purpose of getting high?





Response	6	8	10	12	Total	
Very wrong	95.0	87.6	81.7	81.0	87.1	
Wrong	3.4	9.9	12.7	13.5	9.3	
A little bit wrong	0.6	1.7	3.8	2.8	2.2	
Not at all wrong	1.0	0.7	1.8	2.6	1.4	
N of Valid	821	686	766	458	2731	
N of Miss	74	30	43	13	160	

Table 90: How wrong do you think it is for someone your age to: use synthetic marijuana (K2, spice) or bath salts?

Response	6	8	10	12	Total	
Very wrong	95.0	89.2	85.2	86.9	89.4	
Wrong	3.8	8.9	11.0	9.4	8.0	
A little bit wrong	0.4	1.0	2.9	2.0	1.5	
Not at all wrong	0.9	0.9	0.9	1.8	1.0	
N of Valid	821	685	762	457	2725	
N of Miss	74	31	47	14	166	

Table 91: How wrong do you think it is for someone your age to: use LSD, cocaine, amphetamines or another illegal drug?

Response	6	8	10	12	Total	
Very wrong	97.6	91.1	89.2	85.6	91.6	
Wrong	1.9	7.4	7.6	10.1	6.3	
A little bit wrong	0.0	0.9	1.8	1.8	1.0	
Not at all wrong	0.5	0.6	1.4	2.6	1.1	
N of Valid	823	687	765	457	2732	
N of Miss	72	29	44	14	159	

Table 92: How wrong do you think it is for someone your age to: use e-cigarettes, e-cigars or e-hookahs (vaping)?

Response	6	8	10	12	Total	
Very wrong	91.3	70.4	50.7	39.8	66.0	
Wrong	6.6	14.9	17.0	15.3	13.1	
A little bit wrong	1.0	9.5	20.0	21.4	11.9	
Not at all wrong	1.1	5.3	12.3	23.4	9.0	
N of Valid	820	685	764	457	2726	
N of Miss	75	31	45	14	165	

Table 93: At school during the past 12 months, did you receive help from the resource teacher, speech therapist or other special education teacher?

Response	6	8	10	12	Total
No	0.0	0.0	0.0	0.0	0.0
Yes	0.0	0.0	0.0	0.0	0.0
N of Valid	0	0	0	0	0
N of Miss	0	0	0	0	0

Table 94: How many times in the past year (12 months) have you: been suspended from school?

Response	6	8	10	12	Total	
Never	94.5	93.2	90.0	94.5	92.9	<div></div>
1 to 2 times	4.9	5.4	8.5	4.4	5.9	<div></div>
3 to 5 times	0.5	1.0	1.0	0.4	0.8	<div></div>
6 to 9 times	0.1	0.4	0.1	0.2	0.2	<div></div>
10+ times	0.0	0.0	0.4	0.4	0.2	<div></div>
N of Valid	823	688	768	458	2737	
N of Miss	72	28	41	13	154	

Table 95: How many times in the past year (12 months) have you: carried a handgun?

Response	6	8	10	12	Total	
Never	95.6	95.2	93.7	94.7	94.8	<div></div>
1 to 2 times	2.7	2.3	3.3	2.2	2.7	<div></div>
3 to 5 times	0.9	1.2	1.2	1.5	1.1	<div></div>
6 to 9 times	0.2	0.1	0.3	0.2	0.2	<div></div>
10+ times	0.6	1.2	1.6	1.3	1.1	<div></div>
N of Valid	820	688	767	457	2732	
N of Miss	75	28	42	14	159	

Table 96: How many times in the past year (12 months) have you: sold illegal drugs?

Response	6	8	10	12	Total	
Never	99.6	98.4	96.7	95.2	97.8	
1 to 2 times	0.4	1.0	1.2	3.1	1.2	
3 to 5 times	0.0	0.4	0.9	0.2	0.4	
6 to 9 times	0.0	0.0	0.0	0.4	0.1	
10+ times	0.0	0.1	1.2	1.1	0.6	
N of Valid	814	688	766	457	2725	
N of Miss	81	28	43	14	166	

Table 97: How many times in the past year (12 months) have you: stolen or tried to steal a motor vehicle such as a car or motorcycle?

Response	6	8	10	12	Total	
Never	99.1	99.4	99.0	99.8	99.3	
1 to 2 times	0.7	0.4	0.5	0.2	0.5	
3 to 5 times	0.1	0.0	0.3	0.0	0.1	
6 to 9 times	0.0	0.1	0.1	0.0	0.1	
10+ times	0.0	0.0	0.1	0.0	0.0	
N of Valid	822	687	766	456	2731	
N of Miss	73	29	43	15	160	

Table 98: How many times in the past year (12 months) have you: participated in clubs, organizations or activities at school?

Response	6	8	10	12	Total	
Never	38.8	28.8	30.5	26.5	31.9	
1 to 2 times	28.6	19.9	16.1	17.1	21.0	
3 to 5 times	14.9	18.9	15.3	14.4	15.9	
6 to 9 times	2.8	6.0	7.7	9.2	6.1	
10+ times	14.9	26.5	30.4	32.8	25.2	
N of Valid	814	688	764	457	2723	
N of Miss	81	28	45	14	168	



Table 99: How many times in the past year (12 months) have you: been arrested?






Response	6	8	10	12	Total	
Never	99.5	98.5	97.1	96.5	98.1	
1 to 2 times	0.4	1.2	2.2	2.8	1.5	
3 to 5 times	0.1	0.0	0.4	0.4	0.2	
6 to 9 times	0.0	0.1	0.0	0.0	0.0	
10+ times	0.0	0.1	0.3	0.2	0.1	
N of Valid	818	686	765	458	2727	
N of Miss	77	30	44	13	164	

Table 100: How many times in the past year (12 months) have you: attacked someone with the idea of seriously hurting them?






Response	6	8	10	12	Total	
Never	96.3	92.0	93.6	96.0	94.4	
1 to 2 times	3.2	6.4	5.1	2.6	4.4	
3 to 5 times	0.1	1.2	1.0	1.1	0.8	
6 to 9 times	0.0	0.1	0.0	0.2	0.1	
10+ times	0.4	0.3	0.3	0.0	0.3	
N of Valid	821	687	767	455	2730	
N of Miss	74	29	42	16	161	

Table 101: How many times in the past year (12 months) have you: been drunk or high at school?






Response	6	8	10	12	Total	
Never	99.1	95.9	90.6	87.9	94.1	
1 to 2 times	0.7	2.0	5.0	6.4	3.2	
3 to 5 times	0.0	0.6	1.4	1.3	0.8	
6 to 9 times	0.0	0.4	0.5	1.5	0.5	
10+ times	0.1	1.0	2.5	2.9	1.5	
N of Valid	818	688	766	454	2726	
N of Miss	77	28	43	17	165	

Table 102: How many times in the past year (12 months) have you: taken a handgun to school?






Response	6	8	10	12	Total	
Never	100.0	99.7	99.6	99.1	99.7	
1 to 2 times	0.0	0.3	0.0	0.2	0.1	
3 to 5 times	0.0	0.0	0.0	0.2	0.0	
6 to 9 times	0.0	0.0	0.1	0.0	0.0	
10+ times	0.0	0.0	0.3	0.4	0.1	
N of Valid	819	688	766	456	2729	
N of Miss	76	28	43	15	162	

Table 103: How many times in the past year (12 months) have you: used e-cigarettes, e-cigars, or e-hookahs (vaping)?






Response	6	8	10	12	Total	
Never	100.0	99.7	99.6	99.1	99.7	
1 to 2 times	0.0	0.3	0.0	0.2	0.1	
3 to 5 times	0.0	0.0	0.0	0.2	0.0	
6 to 9 times	0.0	0.0	0.1	0.0	0.0	
10+ times	0.0	0.0	0.3	0.4	0.1	
N of Valid	819	688	766	456	2729	
N of Miss	76	28	43	15	162	

Table 104: Are you currently on probation, or assigned a probation officer with Juvenile Court?



Response	6	8	10	12	Total	
No	99.3	97.8	96.1	97.9	97.8	
Yes	0.7	2.2	3.9	2.1	2.2	
N of Valid	765	649	735	435	2584	
N of Miss	130	67	74	36	307	

Table 105: Have you ever belonged to a gang?






Response	6	8	10	12	Total	
No	95.2	94.3	95.8	95.4	95.2	
No, but would like to	1.4	1.8	1.6	2.4	1.7	
Yes, in the past	1.5	2.8	1.7	1.3	1.8	
Yes, belong now	1.6	1.0	0.8	0.7	1.1	
Yes, but would like to get out	0.4	0.1	0.1	0.2	0.2	
N of Valid	808	679	761	455	2703	
N of Miss	87	37	48	16	188	

Table 106: If you have ever belonged to a gang, did that gang have a name?




Response	6	8	10	12	Total	
No	15.2	10.3	12.9	17.8	13.7	
Yes	2.9	3.2	2.5	2.9	2.9	
I have never belonged to a gang	81.9	86.5	84.6	79.3	83.4	
N of Valid	818	682	761	454	2715	
N of Miss	77	34	48	17	176	

Table 107: You are at a party at someone's house, and one of your friends offers you a drink containing alcohol. What would you say or do?





Response	6	8	10	12	Total	
Drink it	3.1	15.8	29.7	41.5	20.2	
Tell your friend, 'No thanks, I don't drink' and suggest that you and your friend go and do something else	47.5	40.7	35.0	28.8	39.2	
Just say, 'No thanks' and walk away	31.9	30.5	27.3	22.6	28.7	
Make up a good excuse, tell your friend you had something else to do, and leave	17.5	13.0	8.0	7.0	11.9	
N of Valid	817	685	765	455	2722	
N of Miss	78	31	44	16	169	

Table 108: How often do you attend religious services or activities?





Response	6	8	10	12	Total	
Never	20.4	14.2	17.1	20.5	17.9	
Rarely	19.1	21.6	20.7	28.0	21.7	
1-2 Times a Month	12.4	14.5	16.4	13.7	14.2	
About Once a Week or More	48.1	49.7	45.8	37.9	46.2	
N of Valid	808	684	764	454	2710	
N of Miss	87	32	45	17	181	

Table 109: I think sometimes it's okay to cheat at school.





Response	6	8	10	12	Total	
NO!	66.9	46.3	23.7	22.7	42.2	
no	28.2	41.4	43.6	40.4	37.9	
yes	4.1	10.5	26.4	31.7	16.6	
YES!	0.9	1.8	6.3	5.2	3.3	
N of Valid	809	678	746	458	2691	
N of Miss	86	38	63	13	200	

Table 110: It is important to think before you act.





Response	6	8	10	12	Total	
NO!	3.6	2.1	3.6	2.0	2.9	
no	2.7	3.7	3.6	3.3	3.3	
yes	28.2	39.8	42.7	41.2	37.4	
YES!	65.5	54.5	50.1	53.5	56.4	
N of Valid	802	674	749	456	2681	
N of Miss	93	42	60	15	210	

Table 111: Sometimes I think that life is not worth it.





Response	6	8	10	12	Total	
NO!	58.9	49.1	44.4	43.3	49.7	
no	21.4	22.3	24.6	27.5	23.5	
yes	13.1	18.8	20.9	21.8	18.2	
YES!	6.7	9.8	10.1	7.5	8.6	
N of Valid	796	674	741	455	2666	
N of Miss	99	42	68	16	225	

Table 112: At times I think I am no good at all.





Response	6	8	10	12	Total	
NO!	36.7	34.0	32.9	32.1	34.2	
no	27.5	25.8	25.0	26.9	26.3	
yes	25.8	29.2	28.9	32.3	28.7	
YES!	10.0	10.9	13.2	8.7	10.9	
N of Valid	801	677	744	458	2680	
N of Miss	94	39	65	13	211	

Table 113: All in all, I am inclined to think that I am a failure.





Response	6	8	10	12	Total	
NO!	56.6	46.8	42.5	38.9	47.2	
no	27.0	29.3	30.1	35.4	29.9	
yes	10.2	16.4	17.6	18.6	15.3	
YES!	6.2	7.4	9.8	7.2	7.7	
N of Valid	795	675	748	458	2676	
N of Miss	100	41	61	13	215	

Table 114: In the past year, have you felt depressed or sad MOST days, even if you felt okay sometimes?





Response	6	8	10	12	Total	
NO!	40.3	40.8	35.2	30.8	37.4	
no	23.8	20.3	22.8	27.5	23.3	
yes	23.7	23.3	24.1	26.0	24.1	
YES!	12.2	15.6	17.9	15.7	15.3	
N of Valid	802	679	747	458	2686	
N of Miss	93	37	62	13	205	

Table 115: It is all right to beat up people if they start the fight.





Response	6	8	10	12	Total	
NO!	52.2	32.0	24.7	24.5	34.7	
no	22.6	24.4	23.6	26.4	24.0	
yes	14.5	24.4	27.5	25.8	22.5	
YES!	10.7	19.2	24.3	23.4	18.8	
N of Valid	805	676	746	458	2685	
N of Miss	90	40	63	13	206	

Table 116: I think it is okay to take something without asking if you can get away with it.





Response	6	8	10	12	Total	
NO!	82.7	69.6	62.1	60.7	69.9	
no	16.4	26.9	32.8	34.5	26.7	
yes	0.5	2.5	3.1	3.1	2.2	
YES!	0.4	1.0	2.0	1.7	1.2	
N of Valid	804	677	747	458	2686	
N of Miss	91	39	62	13	205	

Table 117: Where do you get the most information about living a drug and alcohol free life? Parents/guardians





Response	6	8	10	12	Total	
All the time	55.4	51.3	47.6	38.9	49.3	
Most	17.3	24.4	23.6	28.3	22.7	
Some	13.5	16.4	18.6	18.5	16.6	
Very little	13.8	7.9	10.2	14.3	11.4	
N of Valid	784	669	746	453	2652	
N of Miss	111	47	63	18	239	

Table 118: Where do you get the most information about living a drug and alcohol free life? Friends





Response	6	8	10	12	Total	
All the time	24.7	17.2	14.1	10.0	17.3	
Most	15.3	16.7	16.0	15.4	15.9	
Some	24.6	29.6	28.3	30.1	27.8	
Very little	35.5	36.6	41.6	44.5	39.1	
N of Valid	753	653	736	449	2591	
N of Miss	142	63	73	22	300	

Table 119: Where do you get the most information about living a drug and alcohol free life? Family members





Response	6	8	10	12	Total	
All the time	49.9	42.1	37.6	28.3	40.7	
Most	18.2	27.5	22.3	25.4	22.9	
Some	15.4	18.6	23.1	25.6	20.2	
Very little	16.5	11.8	17.0	20.7	16.2	
N of Valid	765	662	743	449	2619	
N of Miss	130	54	66	22	272	

Table 120: Where do you get the most information about living a drug and alcohol free life? School





Response	6	8	10	12	Total	
All the time	64.4	66.5	45.7	37.5	55.1	
Most	19.4	20.7	27.2	31.7	24.0	
Some	6.3	6.9	18.4	22.2	12.5	
Very little	9.9	6.0	8.8	8.6	8.4	
N of Valid	789	668	740	451	2648	
N of Miss	106	48	69	20	243	

Table 121: Where do you get the most information about living a drug and alcohol free life? Internet





Response	6	8	10	12	Total	
All the time	17.1	16.7	13.6	13.7	15.4	
Most	17.2	17.2	16.0	16.3	16.7	
Some	24.5	29.6	30.8	30.7	28.6	
Very little	41.3	36.5	39.7	39.3	39.3	
N of Valid	756	658	738	453	2605	
N of Miss	139	58	71	18	286	

Table 122: Where do you get the most information about living a drug and alcohol free life? TV





Response	6	8	10	12	Total	
All the time	21.0	19.5	15.3	14.3	17.9	
Most	20.4	16.3	14.5	15.4	16.8	
Some	26.3	32.4	33.6	32.8	31.0	
Very little	32.3	31.8	36.6	37.4	34.3	
N of Valid	761	661	740	454	2616	
N of Miss	134	55	69	17	275	



Table 123: Where do you get the most information about living a drug and alcohol free life? Social media

Response	6	8	10	12	Total	
All the time	16.0	14.3	12.9	13.0	14.2	
Most	12.4	11.7	13.7	12.8	12.7	
Some	20.4	28.1	29.0	31.3	26.7	
Very little	51.1	46.0	44.4	42.8	46.5	
N of Valid	749	659	738	453	2599	
N of Miss	146	57	71	18	292	

Table 124: How much do you think people risk harming themselves (physically or in other ways) if they: smoked one or more packs of cigarettes per day?

Response	6	8	10	12	Total	
No risk	9.9	5.4	4.1	6.1	6.5	
Slight risk	9.0	9.0	10.8	12.7	10.1	
Moderate risk	19.1	19.7	22.4	22.8	20.8	
Great risk	62.0	65.9	62.7	58.4	62.5	
N of Valid	807	680	747	457	2691	
N of Miss	88	36	62	14	200	

Table 125: How much do you think people risk harming themselves (physically or in other ways) if they: try marijuana once or twice?

Response	6	8	10	12	Total	
No risk	12.1	21.4	39.0	47.0	27.9	
Slight risk	20.5	27.7	32.0	26.5	26.5	
Moderate risk	25.2	20.3	12.7	14.0	18.6	
Great risk	42.2	30.6	16.2	12.5	27.0	
N of Valid	804	676	746	457	2683	
N of Miss	91	40	63	14	208	

Table 126: How much do you think people risk harming themselves (physically or in other ways) if they: smoke marijuana once or twice a week?


Response	6	8	10	12	Total	
No risk	10.9	14.0	25.7	33.5	19.7	
Slight risk	8.3	16.1	24.0	26.4	17.7	
Moderate risk	22.3	23.8	24.8	19.6	22.9	
Great risk	58.5	46.1	25.5	20.5	39.7	
N of Valid	795	672	742	454	2663	
N of Miss	100	44	67	17	228	

Table 127: How much do you think people risk harming themselves (physically or in other ways) if they: take one or two drinks of an alcoholic beverage (beer, wine, liquor) nearly every day?


Response	6	8	10	12	Total	
No risk	11.8	10.1	9.9	14.4	11.3	
Slight risk	18.5	22.5	30.3	29.1	24.6	
Moderate risk	27.8	27.1	29.9	30.0	28.6	
Great risk	41.9	40.3	30.0	26.5	35.6	
N of Valid	805	680	747	457	2689	
N of Miss	90	36	62	14	202	

Table 128: How much do you think people risk harming themselves (physically or in other ways) if they: have five or more drinks of an alcoholic beverage once or twice a weekend?


Response	6	8	10	12	Total	
No risk	10.1	7.1	7.0	9.9	8.4	
Slight risk	10.7	12.9	20.4	21.1	15.7	
Moderate risk	23.6	24.0	30.2	32.2	27.0	
Great risk	55.7	56.0	42.4	36.8	48.9	
N of Valid	805	680	745	456	2686	
N of Miss	90	36	64	15	205	

Table 129: How much do you think people risk harming themselves (physically or in other ways) if they: use prescription drugs that are not prescribed to them?





Response	6	8	10	12	Total	
No risk	9.1	5.2	3.6	5.5	6.0	
Slight risk	3.7	6.8	7.5	8.1	6.3	
Moderate risk	14.8	17.4	20.4	21.3	18.1	
Great risk	72.4	70.6	68.5	65.1	69.6	
N of Valid	804	677	746	456	2683	
N of Miss	91	39	63	15	208	

Table 130: How much do you think people risk harming themselves (physically or in other ways) if they: use non-prescription drugs to get high?





Response	6	8	10	12	Total	
No risk	9.6	5.1	3.6	5.7	6.1	
Slight risk	2.4	4.6	7.4	7.7	5.2	
Moderate risk	13.8	16.0	21.8	18.6	17.4	
Great risk	74.3	74.3	67.2	68.0	71.2	
N of Valid	804	680	746	456	2686	
N of Miss	91	36	63	15	205	

Table 131: How much do you think people risk harming themselves (physically or in other ways) if they: use e-cigarettes, e-cigars, or e-hookahs?

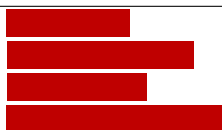



Response	6	8	10	12	Total	
No risk	10.8	14.0	21.6	29.3	17.7	
Slight risk	16.8	26.6	37.2	35.9	28.2	
Moderate risk	22.0	22.9	18.9	17.1	20.5	
Great risk	50.4	36.5	22.4	17.7	33.5	
N of Valid	805	680	747	457	2689	
N of Miss	90	36	62	14	202	

Table 132: Have you ever used smokeless tobacco (chew, snuff, plug, dipping tobacco, or chewing tobacco)?

Response	6	8	10	12	Total	
Never	96.1	90.7	79.8	78.0	87.1	
Once or Twice	3.4	5.3	10.9	8.1	6.8	
Once in a while but not regularly	0.4	2.2	4.2	4.4	2.6	
Regularly in the past	0.1	0.9	2.0	3.3	1.4	
Regularly now	0.0	0.9	3.1	6.2	2.1	
N of Valid	793	675	741	455	2664	
N of Miss	102	41	68	16	227	

Table 133: How often have you used smokeless tobacco during the past 30 days?

Response	6	8	10	12	Total	
Not at all	99.5	96.3	91.6	90.1	94.9	
Once or twice	0.5	1.9	3.4	2.6	2.0	
Once or twice per week	0.0	0.3	1.2	1.3	0.6	
Three to five times per week	0.0	0.6	0.9	0.2	0.5	
About once a day	0.0	0.6	0.9	0.7	0.5	
More than once a day	0.0	0.3	1.9	5.1	1.5	
N of Valid	794	671	738	453	2656	
N of Miss	101	45	71	18	235	

Table 134: Have you ever smoked cigarettes?

Response	6	8	10	12	Total	
Never	95.3	83.3	72.2	59.3	79.6	
Once or Twice	3.6	11.1	14.1	16.5	10.6	
Once in a while but not regularly	0.6	3.3	6.0	11.0	4.6	
Regularly in the past	0.5	1.9	4.2	7.0	3.0	
Regularly now	0.0	0.4	3.5	6.2	2.2	
N of Valid	788	669	737	454	2648	
N of Miss	107	47	72	17	243	

Table 135: How frequently have you smoked cigarettes during the past 30 days?


Response	6	8	10	12	Total	
Not at all	99.4	96.3	90.8	85.3	93.8	
Less than one cigarette per day	0.6	2.4	5.0	7.3	3.4	
One to five cigarettes per day	0.0	0.7	3.0	4.5	1.8	
About one-half pack per day	0.0	0.3	0.8	2.4	0.7	
About one pack per day	0.0	0.1	0.1	0.4	0.2	
About one and one-half packs per day	0.0	0.0	0.1	0.0	0.0	
Two packs or more per day	0.0	0.1	0.1	0.0	0.1	
N of Valid	795	669	742	449	2655	
N of Miss	100	47	67	22	236	

Table 136: Which statement best describes rules about smoking inside your home or your family cars?


Response	6	8	10	12	Total	
Smoking is not allowed anywhere inside your home or cars	62.9	62.5	65.9	68.1	64.5	
Smoking is allowed in some places and at some times or in some cars	11.9	12.7	13.1	13.2	12.7	
Smoking is allowed anywhere inside the home or cars	2.8	5.5	5.4	4.2	4.4	
There are no rules about smoking inside the home or cars	2.4	4.9	4.9	5.9	4.3	
I don't know	20.0	14.2	10.7	8.6	14.0	
N of Valid	796	667	740	454	2657	
N of Miss	99	49	69	17	234	

Table 137: Have you ever used e-cigarettes, e-cigars, or e-hookahs (vaping)?


Response	6	8	10	12	Total	
Never	96.0	81.7	63.1	52.2	75.8	
Once or Twice	2.6	9.1	15.1	15.6	10.0	
Once in a while but not regularly	1.0	5.1	10.9	14.8	7.1	
Regularly in the past	0.4	1.6	5.4	7.0	3.2	
Regularly now	0.0	2.4	5.4	10.4	3.9	
N of Valid	795	668	735	454	2652	
N of Miss	100	48	74	17	239	

Table 138: How frequently have you used e-cigarettes, e-cigars, or e-hookahs (vaping)?








Response	6	8	10	12	Total	
Not at all	98.4	91.2	79.9	71.8	86.9	
Less than 10 puffs per day	1.4	5.1	11.9	15.3	7.6	
10 to 50 puffs per day	0.1	2.2	4.7	6.0	2.9	
About one-half cartomiser per day	0.1	0.3	0.7	1.6	0.6	
About one cartomiser per day	0.0	0.4	0.5	2.7	0.7	
About one and one-half cartomisers per day	0.0	0.4	0.7	0.9	0.5	
Two cartomisers or more per day	0.0	0.3	1.5	1.8	0.8	
N of Valid	788	669	738	450	2645	
N of Miss	107	47	71	21	246	

Table 139: During this school year, were you taught in any of your classes about the dangers of tobacco use?






Response	6	8	10	12	Total	
Never	12.5	13.5	30.2	36.9	21.8	
Rarely	12.7	13.6	21.0	24.0	17.1	
Sometimes	25.0	26.5	26.1	23.1	25.4	
Often	24.7	25.2	15.3	10.8	19.8	
Almost always	25.1	21.2	7.4	5.3	15.8	
N of Valid	797	675	739	455	2666	
N of Miss	98	41	70	16	225	

Table 140: During the past 12 months, have you participated in any community activities to discourage people your age from using cigarettes, chewing tobacco, snuff, dip or cigars, e-cigarettes, e-cigars, or e-hookahs?






Response	6	8	10	12	Total	
Never	59.1	54.0	70.0	71.4	62.9	
Rarely	16.4	20.7	14.1	13.9	16.4	
Sometimes	13.0	15.3	10.6	10.4	12.4	
Often	6.1	5.7	3.4	2.9	4.7	
Almost always	5.5	4.3	2.0	1.5	3.5	
N of Valid	787	672	739	454	2652	
N of Miss	108	44	70	17	239	

Table 141: Think back over the last two weeks. How many times have you had five or more alcoholic drinks in a row?


Response	6	8	10	12	Total	
None	98.2	95.8	89.5	80.9	92.2	
Once	1.0	1.8	4.1	8.2	3.3	
Twice	0.4	1.4	2.6	4.9	2.0	
3-5 times	0.3	0.6	2.6	2.2	1.3	
6-9 times	0.1	0.2	0.4	1.6	0.5	
10 or more times	0.0	0.3	0.8	2.2	0.7	
N of Valid	783	665	732	451	2631	
N of Miss	112	51	77	20	260	

Table 142: During the past 30 days, how many times did you ride in a car or other vehicle driven by someone who had been drinking alcohol or using drugs to get high?


Response	6	8	10	12	Total	
0 times	93.9	91.5	88.7	86.2	90.5	
1 time	2.4	3.7	6.4	7.1	4.7	
2 or 3 times	1.5	3.1	2.6	3.3	2.5	
4 or 5 times	0.6	0.6	0.7	1.6	0.8	
6 or more times	1.5	1.0	1.6	1.8	1.5	
N of Valid	789	667	733	449	2638	
N of Miss	106	49	76	22	253	

Table 143: During the past 30 days, how many times did you drive a car or other vehicle when you had been drinking alcohol or using drugs to get high?



Response	6	8	10	12	Total	
I did not drive a car in the past 30 days	50.8	61.2	42.8	25.4	46.9	
0 times	47.3	37.5	54.4	69.9	50.6	
1 time	1.4	0.6	1.1	2.2	1.3	
2 or 3 times	0.4	0.3	0.7	0.7	0.5	
4 or 5 times	0.0	0.3	0.5	0.2	0.3	
6 or more times	0.1	0.1	0.5	1.6	0.5	
N of Valid	786	670	732	448	2636	
N of Miss	109	46	77	23	255	

Table 144: If you drank alcohol (not just a sip or taste) in the past year, where did you usually drink it?











Response	6	8	10	12	Total	
I did not drink alcohol in the past year	95.2	85.4	68.3	50.1	77.6	
At my home	2.8	7.8	11.8	12.1	8.1	
At someone else's home	0.6	5.2	17.2	32.9	11.9	
At an open area like a park, beach, field, back road, woods, or a street corner	0.5	0.7	1.9	2.7	1.3	
At a sporting event or concert	0.0	0.1	0.1	0.2	0.1	
At a restaurant, bar, or a nightclub	0.3	0.0	0.3	0.7	0.3	
At an empty building or a construction site	0.3	0.1	0.0	0.2	0.2	
At a hotel/motel	0.1	0.0	0.0	0.7	0.2	
An a car	0.1	0.3	0.1	0.2	0.2	
At school	0.1	0.3	0.1	0.2	0.2	
N of Valid	784	669	726	447	2626	
N of Miss	111	47	83	24	265	

Table 145: How do you feel about someone your age having one or two drinks of an alcoholic beverage nearly every day?





Response	6	8	10	12	Total	
Neither approve nor disapprove	15.4	21.4	32.9	34.4	25.0	
Somewhat disapprove	6.4	14.8	19.3	25.5	15.4	
Strongly disapprove	66.9	53.3	38.6	33.9	50.0	
Don't know or can't say	11.2	10.5	9.2	6.2	9.6	
N of Valid	792	674	736	451	2653	
N of Miss	103	42	73	20	238	

Table 146: On how many occasions have you had alcoholic beverages (beer, wine or hard liquor) to drink in your lifetime - more than just a few sips?






Response	6	8	10	12	Total	
0	92.4	78.6	60.9	42.2	71.6	
1-2	5.2	11.5	12.1	13.4	10.1	
3-5	1.3	4.6	10.9	14.5	7.0	
6-9	0.3	1.9	4.0	6.0	2.7	
10+	0.9	3.3	12.1	23.9	8.5	
N of Valid	789	667	727	448	2631	
N of Miss	106	49	82	23	260	



Table 147: On how many occasions have you drunk one of more drinks of an alcoholic beverage during the past 30 days?


Response	6	8	10	12	Total	
0	98.7	93.8	83.7	74.6	89.2	
1-2	1.1	4.1	10.5	15.6	6.9	
3-5	0.1	1.4	3.4	4.7	2.1	
6-9	0.0	0.0	1.1	1.1	0.5	
10+	0.0	0.8	1.2	4.0	1.2	
N of Valid	786	663	725	449	2623	
N of Miss	109	53	84	22	268	

Table 148: On how many occasions have you used marijuana (grass, pot) or hashish (hash, hash oil) in your lifetime?


Response	6	8	10	12	Total	
0	99.1	90.1	78.1	68.5	85.8	
1-2	0.4	4.1	8.0	6.5	4.5	
3-5	0.1	1.8	3.3	5.1	2.3	
6-9	0.0	1.4	2.3	3.4	1.6	
10+	0.4	2.7	8.3	16.6	5.9	
N of Valid	785	664	727	447	2623	
N of Miss	110	52	82	24	268	

Table 149: On how many occasions have you used marijuana (grass, pot) or hashish (hash, hash oil) during the past 30 days?


Response	6	8	10	12	Total	
0	99.4	95.9	90.0	85.3	93.5	
1-2	0.4	1.8	5.2	5.1	2.9	
3-5	0.0	1.2	1.6	2.2	1.1	
6-9	0.1	0.3	0.4	0.4	0.3	
10+	0.1	0.8	2.7	6.9	2.2	
N of Valid	783	666	728	449	2626	
N of Miss	112	50	81	22	265	

Table 150: On how many occasions have you used LSD or other psychedelics in your lifetime?


Response	6	8	10	12	Total	
0	99.6	98.8	97.4	94.2	97.9	
1-2	0.4	1.0	2.1	2.9	1.4	
3-5	0.0	0.1	0.4	1.8	0.5	
6-9	0.0	0.0	0.0	0.4	0.1	
10+	0.0	0.0	0.1	0.7	0.2	
N of Valid	781	667	725	449	2622	
N of Miss	114	49	84	22	269	

Table 151: On how many occasions have you used LSD or other psychedelics during the past 30 days?


Response	6	8	10	12	Total	
0	100.0	99.7	99.3	98.7	99.5	
1-2	0.0	0.3	0.7	0.9	0.4	
3-5	0.0	0.0	0.0	0.2	0.0	
6-9	0.0	0.0	0.0	0.0	0.0	
10+	0.0	0.0	0.0	0.2	0.0	
N of Valid	781	667	724	449	2621	
N of Miss	114	49	85	22	270	

Table 152: On how many occasions have you used cocaine or crack in your lifetime?


Response	6	8	10	12	Total	
0	99.7	98.8	98.8	98.7	99.0	
1-2	0.3	1.0	1.0	0.4	0.7	
3-5	0.0	0.0	0.1	0.2	0.1	
6-9	0.0	0.0	0.1	0.0	0.0	
10+	0.0	0.1	0.0	0.7	0.2	
N of Valid	787	667	726	448	2628	
N of Miss	108	49	83	23	263	

Table 153: On how many occasions have you used cocaine or crack during the past 30 days?

Response	6	8	10	12	Total	
0	100.0	99.5	99.7	99.6	99.7	
1-2	0.0	0.3	0.3	0.2	0.2	
3-5	0.0	0.2	0.0	0.0	0.0	
6-9	0.0	0.0	0.0	0.0	0.0	
10+	0.0	0.0	0.0	0.2	0.0	
N of Valid	785	664	723	445	2617	
N of Miss	110	52	86	26	274	

Table 154: On how many occasions have you sniffed glue, breathed the contents of an aerosol spray can, or inhaled other gases or sprays, in order to get high in your lifetime?

Response	6	8	10	12	Total	
0	97.1	95.7	95.9	97.3	96.4	
1-2	1.9	2.5	2.6	0.9	2.1	
3-5	0.6	0.6	0.6	0.4	0.6	
6-9	0.0	0.7	0.3	0.2	0.3	
10+	0.4	0.4	0.7	1.1	0.6	
N of Valid	784	667	727	448	2626	
N of Miss	111	49	82	23	265	

Table 155: On how many occasions have you sniffed glue, breathed the contents of an aerosol spray can, or inhaled other gases or sprays, in order to get high during the past 30 days?

Response	6	8	10	12	Total	
0	98.3	98.5	98.9	99.3	98.7	
1-2	1.5	1.2	0.7	0.2	1.0	
3-5	0.1	0.1	0.0	0.0	0.1	
6-9	0.0	0.1	0.3	0.2	0.2	
10+	0.0	0.0	0.1	0.2	0.1	
N of Valid	785	668	726	448	2627	
N of Miss	110	48	83	23	264	

Table 156: On how many occasions have you used Pegaramide (peg, Peggy, etc.) in your lifetime?


Response	6	8	10	12	Total	
0	100.0	100.0	100.0	100.0	100.0	
1-2	0.0	0.0	0.0	0.0	0.0	
3-5	0.0	0.0	0.0	0.0	0.0	
6-9	0.0	0.0	0.0	0.0	0.0	
10+	0.0	0.0	0.0	0.0	0.0	
N of Valid	776	665	724	447	2612	
N of Miss	119	51	85	24	279	

Table 157: On how many occasions have you used Pegaramide (peg, Peggy, etc.) during the past 30 days?


Response	6	8	10	12	Total	
0	100.0	100.0	100.0	100.0	100.0	
1-2	0.0	0.0	0.0	0.0	0.0	
3-5	0.0	0.0	0.0	0.0	0.0	
6-9	0.0	0.0	0.0	0.0	0.0	
10+	0.0	0.0	0.0	0.0	0.0	
N of Valid	778	666	725	447	2616	
N of Miss	117	50	84	24	275	

Table 158: On how many occasions have you used synthetic marijuana (K2, spice) in your lifetime?






Response	6	8	10	12	Total	
0	99.5	98.8	98.5	98.7	98.9	
1-2	0.5	0.4	1.0	0.9	0.7	
3-5	0.0	0.6	0.6	0.0	0.3	
6-9	0.0	0.1	0.0	0.2	0.1	
10+	0.0	0.0	0.0	0.2	0.0	
N of Valid	784	667	726	447	2624	
N of Miss	111	49	83	24	267	

Table 159: On how many occasions have you used synthetic marijuana (K2, spice) during the past 30 days?




Response	6	8	10	12	Total	
0	99.9	99.7	99.7	99.6	99.7	
1-2	0.1	0.2	0.3	0.2	0.2	
3-5	0.0	0.2	0.0	0.2	0.1	
6-9	0.0	0.0	0.0	0.0	0.0	
10+	0.0	0.0	0.0	0.0	0.0	
N of Valid	782	666	724	448	2620	
N of Miss	113	50	85	23	271	

Table 160: On how many occasions have you used methamphetamines (meth, speed, crank, crystal meth) in your lifetime?






Response	6	8	10	12	Total	
0	99.5	99.3	99.3	98.9	99.3	
1-2	0.5	0.4	0.3	0.7	0.5	
3-5	0.0	0.3	0.3	0.2	0.2	
6-9	0.0	0.0	0.1	0.0	0.0	
10+	0.0	0.0	0.0	0.2	0.0	
N of Valid	786	667	726	448	2627	
N of Miss	109	49	83	23	264	

Table 161: On how many occasions have you used methamphetamines (meth, speed, crank, crystal meth) in the past 30 days?




Response	6	8	10	12	Total	
0	99.9	99.7	99.9	100.0	99.8	
1-2	0.1	0.1	0.1	0.0	0.1	
3-5	0.0	0.0	0.0	0.0	0.0	
6-9	0.0	0.0	0.0	0.0	0.0	
10+	0.0	0.1	0.0	0.0	0.0	
N of Valid	782	668	727	448	2625	
N of Miss	113	48	82	23	266	

Table 162: On how many occasions have you used other chemical products (bath salts, plant food, etc.) in your lifetime?






Response	6	8	10	12	Total	
0	97.7	98.3	99.6	99.8	98.7	
1-2	1.5	1.1	0.3	0.2	0.8	
3-5	0.3	0.6	0.1	0.0	0.3	
6-9	0.1	0.0	0.0	0.0	0.0	
10+	0.4	0.0	0.0	0.0	0.1	
N of Valid	780	666	723	448	2617	
N of Miss	115	50	86	23	274	

Table 163: On how many occasions have you used other chemical products (bath salts, plant food, etc.) during the past 30 days?






Response	6	8	10	12	Total	
0	98.8	99.4	99.7	100.0	99.4	
1-2	0.6	0.6	0.3	0.0	0.4	
3-5	0.1	0.0	0.0	0.0	0.0	
6-9	0.3	0.0	0.0	0.0	0.1	
10+	0.1	0.0	0.0	0.0	0.0	
N of Valid	778	667	722	446	2613	
N of Miss	117	49	87	25	278	

Table 164: On how many occasions have you used heroin or other opiates in your lifetime?






Response	6	8	10	12	Total	
0	99.7	99.7	99.0	98.2	99.3	
1-2	0.1	0.3	0.6	1.1	0.5	
3-5	0.0	0.0	0.1	0.7	0.2	
6-9	0.0	0.0	0.0	0.0	0.0	
10+	0.1	0.0	0.3	0.0	0.1	
N of Valid	781	663	725	447	2616	
N of Miss	114	53	84	24	275	

Table 165: On how many occasions have you used heroin or other opiates during the past 30 days?

Response	6	8	10	12	Total	
0	100.0	99.8	99.3	99.8	99.7	
1-2	0.0	0.2	0.4	0.2	0.2	
3-5	0.0	0.0	0.1	0.0	0.0	
6-9	0.0	0.0	0.1	0.0	0.0	
10+	0.0	0.0	0.0	0.0	0.0	
N of Valid	771	665	723	444	2603	
N of Miss	124	51	86	27	288	

Table 166: On how many occasions have you used MDMA ('X', 'E', or ecstasy) in your lifetime?

Response	6	8	10	12	Total	
0	100.0	98.8	98.8	96.4	98.7	
1-2	0.0	1.1	1.0	1.8	0.8	
3-5	0.0	0.2	0.3	0.9	0.3	
6-9	0.0	0.0	0.0	0.5	0.1	
10+	0.0	0.0	0.0	0.5	0.1	
N of Valid	771	662	724	444	2601	
N of Miss	124	54	85	27	290	

Table 167: On how many occasions have you used MDMA ('X', 'E', or ecstasy) during the past 30 days?

Response	6	8	10	12	Total	
0	100.0	99.8	100.0	99.8	99.9	
1-2	0.0	0.2	0.0	0.2	0.1	
3-5	0.0	0.0	0.0	0.0	0.0	
6-9	0.0	0.0	0.0	0.0	0.0	
10+	0.0	0.0	0.0	0.0	0.0	
N of Valid	773	664	726	447	2610	
N of Miss	122	52	83	24	281	

Table 168: On how many occasions have you taken prescription drugs (such as Valium, Xanax, Ritalin, Adderall, OxyContin, Tramadol, or sleeping pills) not prescribed to you in your lifetime?






Response	6	8	10	12	Total	
0	97.3	94.9	90.6	89.5	93.5	
1-2	1.8	3.3	5.4	4.0	3.5	
3-5	0.5	1.2	1.2	3.3	1.4	
6-9	0.1	0.2	1.0	0.2	0.4	
10+	0.3	0.5	1.8	2.9	1.2	
N of Valid	784	666	727	448	2625	
N of Miss	111	50	82	23	266	

Table 169: On how many occasions have you taken prescription drugs (such as Valium, Xanax, Ritalin, Adderall, OxyContin, Tramadol, or sleeping pills) not prescribed to you during the past 30 days?






Response	6	8	10	12	Total	
0	99.0	98.0	96.6	97.1	97.7	
1-2	1.0	1.1	2.3	2.0	1.6	
3-5	0.0	0.9	0.6	0.2	0.4	
6-9	0.0	0.0	0.1	0.2	0.1	
10+	0.0	0.0	0.4	0.4	0.2	
N of Valid	780	666	725	448	2619	
N of Miss	115	50	84	23	272	

Table 170: On how many occasions have you taken non-prescription medicines such as diet pills (for example, Dietac, Dexatrim or Prolamine), stay-awake pills (for example No-Doz, Vivarin, or Wake), or cough or cold medicines (robos, DXM, etc.) to get high in your lifetime?






Response	6	8	10	12	Total	
0	99.0	98.2	97.5	95.5	97.8	
1-2	0.5	0.9	1.0	0.9	0.8	
3-5	0.3	0.5	0.6	1.3	0.6	
6-9	0.1	0.0	0.0	0.4	0.1	
10+	0.1	0.5	1.0	1.8	0.7	
N of Valid	787	664	725	448	2624	
N of Miss	108	52	84	23	267	



Table 171: On how many occasions have you taken non-prescription medicines such as diet pills (for example, Dietac, Dexatrim or Prolamine), stay-awake pills (for example No-Doz, Vivarin, or Wake), or cough or cold medicines (robos, DXM, etc.) to get high during the past 30 days?


Response	6	8	10	12	Total	
0	99.4	98.8	98.3	98.7	98.8	
1-2	0.6	0.6	1.0	0.7	0.7	
3-5	0.0	0.6	0.3	0.7	0.3	
6-9	0.0	0.0	0.3	0.0	0.1	
10+	0.0	0.0	0.1	0.0	0.0	
N of Valid	785	667	725	446	2623	
N of Miss	110	49	84	25	268	

Table 172: On how many occasions have you been drunk or very high from drinking alcoholic beverages during the past 30 days?


Response	6	8	10	12	Total	
0	99.2	96.5	89.9	84.3	93.4	
1-2	0.6	2.6	6.8	8.5	4.2	
3-5	0.1	0.5	1.2	2.9	1.0	
6-9	0.0	0.2	0.7	1.1	0.4	
10+	0.0	0.3	1.4	3.1	1.0	
N of Valid	785	664	723	446	2618	
N of Miss	110	52	86	25	273	

Table 173: On how many occasions have you drunk flavored alcoholic beverages, sometimes called 'alcopops' (like Mike's Hard Lemonade, Smirnoff Ice, Bacardi Breezers, etc.) in your lifetime?


Response	6	8	10	12	Total	
0	97.3	88.9	76.8	62.9	83.6	
1-2	2.0	6.0	8.7	9.8	6.2	
3-5	0.6	2.1	5.8	6.9	3.5	
6-9	0.0	1.9	2.2	6.0	2.1	
10+	0.0	1.0	6.6	14.3	4.5	
N of Valid	787	667	727	448	2629	
N of Miss	108	49	82	23	262	

Table 174: On how many occasions have you drunk flavored alcoholic beverages, sometimes called 'alcopops' (like Mike's Hard Lemonade, Smirnoff Ice, Bacardi Breezers, etc.) during the past 30 days?






Response	6	8	10	12	Total	
0	99.0	96.2	89.4	83.0	92.9	
1-2	0.9	2.6	8.1	9.2	4.7	
3-5	0.0	0.6	1.0	4.0	1.1	
6-9	0.1	0.3	0.3	1.3	0.4	
10+	0.0	0.3	1.2	2.5	0.8	
N of Valid	787	666	726	447	2626	
N of Miss	108	50	83	24	265	

Table 175: If you smoked cigarettes (not just a puff or drag) in the past year, how did you usually get them?













Response	6	8	10	12	Total	
I did not smoke cigarettes in the past year	96.7	90.9	83.0	73.9	87.5	
I bought them myself with a fake ID	0.1	0.0	0.3	0.0	0.1	
I bought them myself without a fake ID	0.0	0.3	0.1	3.8	0.8	
I got them from someone I know age 18 or older	0.1	2.0	8.7	11.7	4.9	
I got them from someone I know under age 18	0.1	1.5	2.1	2.5	1.4	
I got them from my brother or sister	0.0	0.3	0.7	0.0	0.3	
I got them from home with my parents' permission	0.0	0.0	0.4	0.4	0.2	
I got them from home without my parents' permission	0.5	2.0	2.0	0.7	1.3	
I got them from another relative	0.0	0.6	0.6	0.7	0.4	
A stranger bought them for me	0.0	0.0	0.0	0.2	0.0	
I took them from a store or shop	0.0	0.0	0.3	0.0	0.1	
Other	2.3	2.4	1.7	6.1	2.8	
N of Valid	767	656	701	445	2569	
N of Miss	128	60	108	26	322	

Table 176: If you used e-cigarettes, e-cigars, or e-hookahs (not just a puff or drag) in the past year, how did you usually get them? - I did not use e-cigarettes, e-cigars, or e-hookahs in the past year



Response	6	8	10	12	Total	
No	1.6	10.6	23.2	31.0	14.9	
Yes	98.4	89.4	76.8	69.0	85.1	
N of Valid	759	652	697	436	2544	
N of Miss	0	0	0	0	0	

Table 177: If you used e-cigarettes, e-cigars, or e-hookahs (not just a puff or drag) in the past year, how did you usually get them? - I bought them in a store such as a convenience store, supermarket, discount store, or gas station



Response	6	8	10	12	Total	
No	99.7	99.5	99.6	96.6	99.1	
Yes	0.3	0.5	0.4	3.4	0.9	
N of Valid	759	652	697	436	2544	
N of Miss	0	0	0	0	0	

Table 178: If you used e-cigarettes, e-cigars, or e-hookahs (not just a puff or drag) in the past year, how did you usually get them? - I got them on the Internet



Response	6	8	10	12	Total	
No	99.9	99.7	98.6	98.6	99.3	
Yes	0.1	0.3	1.4	1.4	0.7	
N of Valid	759	652	697	436	2544	
N of Miss	0	0	0	0	0	

Table 179: If you used e-cigarettes, e-cigars, or e-hookahs (not just a puff or drag) in the past year, how did you usually get them? - I got them at a store that sells electronic cigarettes, such as a "vape shop"



Response	6	8	10	12	Total	
No	99.6	99.5	98.6	93.3	98.2	
Yes	0.4	0.5	1.4	6.7	1.8	
N of Valid	759	652	697	436	2544	
N of Miss	0	0	0	0	0	

Table 180: If you used e-cigarettes, e-cigars, or e-hookahs (not just a puff or drag) in the past year, how did you usually get them? - I got them from a family member



Response	6	8	10	12	Total	
No	99.5	96.3	95.8	97.5	97.3	
Yes	0.5	3.7	4.2	2.5	2.7	
N of Valid	759	652	697	436	2544	
N of Miss	0	0	0	0	0	

Table 181: If you used e-cigarettes, e-cigars, or e-hookahs (not just a puff or drag) in the past year, how did you usually get them? - I got them from a friend



Response	6	8	10	12	Total	
No	99.3	93.6	82.9	80.5	90.1	
Yes	0.7	6.4	17.1	19.5	9.9	
N of Valid	759	652	697	436	2544	
N of Miss	0	0	0	0	0	

Table 182: If you used e-cigarettes, e-cigars, or e-hookahs (not just a puff or drag) in the past year, how did you usually get them? - A stranger got them for me



Response	6	8	10	12	Total	
No	100.0	100.0	99.7	99.8	99.9	
Yes	0.0	0.0	0.3	0.2	0.1	
N of Valid	759	652	697	436	2544	
N of Miss	0	0	0	0	0	

Table 183: If you used e-cigarettes, e-cigars, or e-hookahs (not just a puff or drag) in the past year, how did you usually get them? - I took them from a store or shop



Response	6	8	10	12	Total	
No	100.0	100.0	99.9	99.8	99.9	
Yes	0.0	0.0	0.1	0.2	0.1	
N of Valid	759	652	697	436	2544	
N of Miss	0	0	0	0	0	

Table 184: If you used e-cigarettes, e-cigars, or e-hookahs (not just a puff or drag) in the past year, how did you usually get them? - I got them some other way



Response	6	8	10	12	Total	
No	99.9	98.8	97.3	97.9	98.5	
Yes	0.1	1.2	2.7	2.1	1.5	
N of Valid	759	652	697	436	2544	
N of Miss	0	0	0	0	0	

Table 185: If you used marijuana (grass, pot) (not just a puff or drag) in the past year, how did you usually get it? - I did not use marijuana (grass, pot) in the past year



Response	6	8	10	12	Total	
No	1.2	10.0	18.4	26.6	12.6	
Yes	98.8	90.0	81.6	73.4	87.4	
N of Valid	761	648	697	443	2549	
N of Miss	0	0	0	0	0	

Table 186: If you used marijuana (grass, pot) (not just a puff or drag) in the past year, how did you usually get it? - I bought it myself



Response	6	8	10	12	Total	
No	99.7	98.6	94.8	88.9	96.2	
Yes	0.3	1.4	5.2	11.1	3.8	
N of Valid	761	648	697	443	2549	
N of Miss	0	0	0	0	0	

Table 187: If you used marijuana (grass, pot) (not just a puff or drag) in the past year, how did you usually get it? - I got it from someone at school



Response	6	8	10	12	Total	
No	99.9	98.3	95.4	94.6	97.3	
Yes	0.1	1.7	4.6	5.4	2.7	
N of Valid	761	648	697	443	2549	
N of Miss	0	0	0	0	0	

Table 188: If you used marijuana (grass, pot) (not just a puff or drag) in the past year, how did you usually get it? - I got it from someone with a medical marijuana card



Response	6	8	10	12	Total	
No	99.7	100.0	99.4	99.3	99.6	
Yes	0.3	0.0	0.6	0.7	0.4	
N of Valid	761	648	697	443	2549	
N of Miss	0	0	0	0	0	

Table 189: If you used marijuana (grass, pot) (not just a puff or drag) in the past year, how did you usually get it? - I got it from my brother or sister



Response	6	8	10	12	Total	
No	99.9	98.6	98.6	98.0	98.9	
Yes	0.1	1.4	1.4	2.0	1.1	
N of Valid	761	648	697	443	2549	
N of Miss	0	0	0	0	0	

Table 190: If you used marijuana (grass, pot) (not just a puff or drag) in the past year, how did you usually get it? - I got it from another relative



Response	6	8	10	12	Total	
No	99.9	97.5	97.0	98.9	98.3	
Yes	0.1	2.5	3.0	1.1	1.7	
N of Valid	761	648	697	443	2549	
N of Miss	0	0	0	0	0	

Table 191: If you used marijuana (grass, pot) (not just a puff or drag) in the past year, how did you usually get it? - Other



Response	6	8	10	12	Total	
No	98.8	95.1	93.0	88.5	94.5	
Yes	1.2	4.9	7.0	11.5	5.5	
N of Valid	761	648	697	443	2549	
N of Miss	0	0	0	0	0	

Table 192: If you drank alcohol (not just a sip or taste) in the past year, how did you usually get it?













Response	6	8	10	12	Total	
I did not drink alcohol in the past year	96.1	86.2	71.6	53.0	79.4	
I bought it myself with a fake ID	0.1	0.2	0.0	0.2	0.1	
I bought it myself without a fake ID	0.0	0.2	0.1	0.9	0.2	
I got it from someone I know age 21 or older	0.5	1.5	8.8	20.3	6.5	
I got it from someone I know under age 21	0.1	1.8	3.9	6.5	2.7	
I got it from my brother or sister	0.3	0.8	1.9	1.1	1.0	
I got it from home with my parents' permission	0.7	2.0	4.0	7.4	3.1	
I got it from home without my parents' permission	0.0	2.8	3.3	1.4	1.8	
I got it from another relative	0.3	0.9	1.9	1.4	1.1	
A stranger bought it for me	0.0	0.0	0.7	0.7	0.3	
I took it from a store or shop	0.1	0.0	0.1	0.5	0.2	
Other	1.7	3.7	3.7	6.5	3.6	
N of Valid	752	654	701	443	2550	
N of Miss	143	62	108	28	341	

Table 193: If you used prescription drugs or over the counter drugs without a doctor telling you to use it or for the purpose of getting high, where did you get these drugs? - Did not use



Response	6	8	10	12	Total	
No	0.9	2.2	5.2	6.1	3.3	
Yes	99.1	97.8	94.8	93.9	96.7	
N of Valid	768	647	699	441	2555	
N of Miss	0	0	0	0	0	

Table 194: If you used prescription drugs or over the counter drugs without a doctor telling you to use it or for the purpose of getting high, where did you get these drugs? -  
Bought or took from store or shop



Response	6	8	10	12	Total	
No	99.1	99.8	99.7	99.1	99.5	
Yes	0.9	0.2	0.3	0.9	0.5	
N of Valid	768	647	699	441	2555	
N of Miss	0	0	0	0	0	

Table 195: If you used prescription drugs or over the counter drugs without a doctor telling you to use it or for the purpose of getting high, where did you get these drugs? -  
Got from parents with permission



Response	6	8	10	12	Total	
No	99.2	100.0	99.3	99.1	99.4	
Yes	0.8	0.0	0.7	0.9	0.6	
N of Valid	768	647	699	441	2555	
N of Miss	0	0	0	0	0	

Table 196: If you used prescription drugs or over the counter drugs without a doctor telling you to use it or for the purpose of getting high, where did you get these drugs? -  
Got from home without permission



Response	6	8	10	12	Total	
No	99.7	99.1	98.9	98.9	99.2	
Yes	0.3	0.9	1.1	1.1	0.8	
N of Valid	768	647	699	441	2555	
N of Miss	0	0	0	0	0	

Table 197: If you used prescription drugs or over the counter drugs without a doctor telling you to use it or for the purpose of getting high, where did you get these drugs? -  
Got from relative with permission



Response	6	8	10	12	Total	
No	99.9	99.8	99.9	99.1	99.7	
Yes	0.1	0.2	0.1	0.9	0.3	
N of Valid	768	647	699	441	2555	
N of Miss	0	0	0	0	0	



Table 198: If you used prescription drugs or over the counter drugs without a doctor telling you to use it or for the purpose of getting high, where did you get these drugs? -  
Got from relative without permission



Response	6	8	10	12	Total	
No	100.0	99.7	99.4	99.3	99.6	
Yes	0.0	0.3	0.6	0.7	0.4	
N of Valid	768	647	699	441	2555	
N of Miss	0	0	0	0	0	

Table 199: If you used prescription drugs or over the counter drugs without a doctor telling you to use it or for the purpose of getting high, where did you get these drugs? -  
Got from friend's home with permission



Response	6	8	10	12	Total	
No	100.0	99.7	99.6	99.3	99.7	
Yes	0.0	0.3	0.4	0.7	0.3	
N of Valid	768	647	699	441	2555	
N of Miss	0	0	0	0	0	

Table 200: If you used prescription drugs or over the counter drugs without a doctor telling you to use it or for the purpose of getting high, where did you get these drugs? -  
Got from friend's home without permission



Response	6	8	10	12	Total	
No	100.0	100.0	99.7	99.8	99.9	
Yes	0.0	0.0	0.3	0.2	0.1	
N of Valid	768	647	699	441	2555	
N of Miss	0	0	0	0	0	

Table 201: If you used prescription drugs or over the counter drugs without a doctor telling you to use it or for the purpose of getting high, where did you get these drugs? -  
Got from friend at school



Response	6	8	10	12	Total	
No	100.0	99.7	98.6	99.1	99.4	
Yes	0.0	0.3	1.4	0.9	0.6	
N of Valid	768	647	699	441	2555	
N of Miss	0	0	0	0	0	

Table 202: If you used prescription drugs or over the counter drugs without a doctor telling you to use it or for the purpose of getting high, where did you get these drugs? -  
Got from friend at party



Response	6	8	10	12	Total	
No	100.0	100.0	99.6	97.7	99.5	
Yes	0.0	0.0	0.4	2.3	0.5	
N of Valid	768	647	699	441	2555	
N of Miss	0	0	0	0	0	

Table 203: If you used prescription drugs or over the counter drugs without a doctor telling you to use it or for the purpose of getting high, where did you get these drugs? -  
Got from friend, elsewhere



Response	6	8	10	12	Total	
No	100.0	99.5	98.3	98.0	99.1	
Yes	0.0	0.5	1.7	2.0	0.9	
N of Valid	768	647	699	441	2555	
N of Miss	0	0	0	0	0	

Table 204: If you used prescription drugs or over the counter drugs without a doctor telling you to use it or for the purpose of getting high, where did you get these drugs? -  
Got from internet sale



Response	6	8	10	12	Total	
No	99.9	100.0	99.9	99.8	99.9	
Yes	0.1	0.0	0.1	0.2	0.1	
N of Valid	768	647	699	441	2555	
N of Miss	0	0	0	0	0	

Table 205: During the last month, about how many marijuana cigarettes, or the equivalent, did you smoke a day, on the average?


Response	6	8	10	12	Total	
None	99.1	96.5	91.4	87.3	94.3	
Less than 1 a day	0.7	1.5	4.4	4.8	2.6	
1 a day	0.1	0.8	1.4	3.0	1.1	
2-3 a day	0.0	0.9	1.3	2.0	0.9	
4-6 a day	0.0	0.2	0.6	1.6	0.5	
7-10 a day	0.0	0.2	0.3	0.2	0.2	
11 or more a day	0.1	0.0	0.6	1.1	0.4	
N of Valid	763	650	699	440	2552	
N of Miss	132	66	110	31	339	

Table 206: How wrong do your friends feel it would be for YOU to: have one or two drinks of an alcoholic beverage nearly every day?


Response	6	8	10	12	Total	
Very wrong	82.4	61.1	47.2	35.3	59.3	
Wrong	12.7	19.8	25.5	27.1	20.5	
A little bit wrong	3.7	14.5	17.9	22.4	13.6	
Not at all wrong	1.2	4.5	9.3	15.2	6.7	
N of Valid	777	661	709	447	2594	
N of Miss	118	55	100	24	297	

Table 207: How wrong do your friends feel it would be for YOU to: smoke tobacco?


Response	6	8	10	12	Total	
Very wrong	86.2	67.0	51.2	40.3	63.8	
Wrong	10.7	19.4	23.1	25.3	18.8	
A little bit wrong	2.1	8.9	14.3	18.3	10.0	
Not at all wrong	1.0	4.7	11.5	16.1	7.4	
N of Valid	775	660	707	447	2589	
N of Miss	120	56	102	24	302	

Table 208: How wrong do your friends feel it would be for YOU to: smoke marijuana?





Response	6	8	10	12	Total	
Very wrong	91.2	65.7	47.1	37.7	63.4	
Wrong	5.6	15.4	19.5	16.8	13.8	
A little bit wrong	1.8	9.8	15.4	21.5	11.0	
Not at all wrong	1.4	9.1	18.0	24.0	11.8	
N of Valid	771	662	707	446	2586	
N of Miss	124	54	102	25	305	

Table 209: How wrong do your friends feel it would be for YOU to: use prescription drugs not prescribed to you?





Response	6	8	10	12	Total	
Very wrong	89.8	77.3	71.7	70.6	78.3	
Wrong	7.1	15.1	16.4	17.9	13.6	
A little bit wrong	2.3	4.4	7.2	7.2	5.0	
Not at all wrong	0.8	3.2	4.7	4.3	3.1	
N of Valid	771	661	706	446	2584	
N of Miss	124	55	103	25	307	

Table 210: How wrong would most adults (over 21) in your neighborhood think it is for kids your age: to use marijuana?





Response	6	8	10	12	Total	
Very wrong	90.5	79.3	66.1	52.9	74.5	
Wrong	7.8	12.3	18.2	22.3	14.3	
A little bit wrong	1.2	6.1	8.7	15.5	7.0	
Not at all wrong	0.5	2.3	7.0	9.2	4.2	
N of Valid	769	657	703	444	2573	
N of Miss	126	59	106	27	318	

Table 211: How wrong would most adults (over 21) in your neighborhood think it is for kids your age: to drink alcohol?





Response	6	8	10	12	Total	
Very wrong	84.9	74.3	60.4	44.5	68.5	
Wrong	10.6	15.8	22.1	26.0	17.7	
A little bit wrong	3.7	6.1	11.8	18.5	9.1	
Not at all wrong	0.9	3.8	5.7	11.1	4.7	
N of Valid	767	653	702	443	2565	
N of Miss	128	63	107	28	326	

Table 212: How wrong would most adults (over 21) in your neighborhood think it is for kids your age: to smoke cigarettes?





Response	6	8	10	12	Total	
Very wrong	86.1	77.1	62.9	47.2	70.7	
Wrong	10.5	15.3	22.6	25.7	17.7	
A little bit wrong	2.2	3.8	8.8	16.3	6.9	
Not at all wrong	1.2	3.7	5.7	10.8	4.7	
N of Valid	769	652	703	443	2567	
N of Miss	126	64	106	28	324	

Table 213: How much do each of the following statements describe your neighborhood? crime and/or drug selling





Response	6	8	10	12	Total	
NO!	84.2	74.4	69.2	66.1	74.5	
no	11.1	16.3	17.8	20.1	15.8	
yes	3.5	8.1	9.3	10.0	7.4	
YES!	1.2	1.2	3.7	3.8	2.3	
N of Valid	764	657	702	442	2565	
N of Miss	131	59	107	29	326	

Table 214: How much do each of the following statements describe your neighborhood? fights


Response	6	8	10	12	Total	
NO!	75.8	71.8	69.4	65.0	71.1	
no	15.2	19.5	20.5	26.8	19.8	
yes	7.4	6.3	8.0	6.4	7.1	
YES!	1.6	2.4	2.1	1.8	2.0	
N of Valid	756	655	703	440	2554	
N of Miss	139	61	106	31	337	

Table 215: How much do each of the following statements describe your neighborhood? lots of empty or abandoned buildings


Response	6	8	10	12	Total	
NO!	76.6	71.5	70.6	66.4	71.9	
no	16.3	18.9	20.9	23.8	19.5	
yes	5.5	7.5	6.4	7.9	6.7	
YES!	1.6	2.1	2.1	1.8	1.9	
N of Valid	760	655	703	441	2559	
N of Miss	135	61	106	30	332	

Table 216: How much do each of the following statements describe your neighborhood? lots of graffiti


Response	6	8	10	12	Total	
NO!	86.2	80.4	79.0	76.2	81.0	
no	11.1	17.2	19.0	22.0	16.7	
yes	2.0	1.2	1.3	1.6	1.5	
YES!	0.7	1.2	0.7	0.2	0.7	
N of Valid	749	653	704	441	2547	
N of Miss	146	63	105	30	344	

Table 217: I feel safe in my neighborhood.

Response	6	8	10	12	Total
NO!	4.6	4.4	2.7	3.2	3.8
no	6.7	5.8	4.1	5.7	5.6
yes	37.2	39.2	42.2	46.2	40.6
YES!	51.5	50.6	51.0	45.0	50.0
N of Valid	763	658	702	442	2565
N of Miss	132	58	107	29	326

Table 218: If a kid smoked marijuana in your neighborhood would he or she be caught by the police?

Response	6	8	10	12	Total
NO!	16.2	19.2	29.0	29.0	22.7
no	20.0	35.8	45.0	49.4	36.0
yes	32.9	27.9	16.5	14.7	24.0
YES!	31.0	17.2	9.5	6.8	17.4
N of Valid	761	657	704	441	2563
N of Miss	134	59	105	30	328

Table 219: If a kid drank some beer, wine or hard liquor (for example, vodka, whiskey, or gin) in your neighborhood would he or she be caught by the police?

Response	6	8	10	12	Total
NO!	18.4	21.3	32.4	32.7	25.4
no	25.5	43.1	47.2	48.6	40.0
yes	31.2	22.7	13.1	13.2	20.9
YES!	25.0	12.9	7.3	5.5	13.7
N of Valid	757	657	701	440	2555
N of Miss	138	59	108	31	336

Table 220: If a kid carried a handgun in your neighborhood would he or she be caught by the police?

Response	6	8	10	12	Total
NO!	16.1	20.3	27.7	25.6	22.0
no	18.8	30.8	34.1	37.2	29.2
yes	30.5	27.7	22.8	24.0	26.6
YES!	34.6	21.2	15.4	13.2	22.2
N of Valid	760	656	701	441	2558
N of Miss	135	60	108	30	333

Table 221: If you wanted to get some cigarettes, how easy would it be for you to get some?

Response	6	8	10	12	Total
Very hard	73.8	48.5	33.6	15.2	46.2
Sort of hard	13.3	17.8	15.5	12.0	14.8
Sort of easy	7.8	17.9	24.6	20.1	17.1
Very easy	5.0	15.8	26.3	52.7	21.9
N of Valid	757	653	699	442	2551
N of Miss	138	63	110	29	340

Table 222: If you wanted to get some beer, wine or hard liquor (for example, vodka, whiskey, or gin), how easy would it be for you to get some?

Response	6	8	10	12	Total
Very hard	74.9	44.3	32.3	17.2	45.4
Sort of hard	10.3	19.6	16.2	17.0	15.4
Sort of easy	8.9	19.0	22.6	27.8	18.5
Very easy	6.0	17.1	28.9	38.0	20.7
N of Valid	756	654	699	442	2551
N of Miss	139	62	110	29	340



Table 223: If you wanted to get a drug like cocaine, LSD, or amphetamines, how easy would it be for you to get some?


Response	6	8	10	12	Total	
Very hard	92.8	79.2	67.6	59.0	76.5	
Sort of hard	4.5	12.1	17.4	20.4	12.8	
Sort of easy	1.6	4.6	6.7	10.0	5.2	
Very easy	1.1	4.1	8.3	10.7	5.5	
N of Valid	750	653	697	441	2541	
N of Miss	145	63	112	30	350	

Table 224: If you wanted to get a handgun, how easy would it be for you to get one?


Response	6	8	10	12	Total	
Very hard	71.9	51.3	47.6	38.5	54.2	
Sort of hard	12.1	19.8	19.4	19.7	17.4	
Sort of easy	6.6	13.2	13.3	15.8	11.8	
Very easy	9.3	15.7	19.7	26.0	16.7	
N of Valid	752	651	697	442	2542	
N of Miss	143	65	112	29	349	

Table 225: If you wanted to get some marijuana, how easy would it be for you to get some?


Response	6	8	10	12	Total	
Very hard	90.6	62.5	42.4	27.0	59.1	
Sort of hard	5.3	13.8	11.4	14.7	10.8	
Sort of easy	1.7	10.6	17.8	19.0	11.4	
Very easy	2.4	13.1	28.4	39.2	18.7	
N of Valid	752	651	696	441	2540	
N of Miss	143	65	113	30	351	

Table 226: If you wanted to get prescription drugs for the purpose of getting high, how easy would it be for you to get some?

Response	6	8	10	12	Total	
Very hard	81.3	59.3	48.7	43.5	60.2	
Sort of hard	8.4	13.8	17.3	18.1	13.9	
Sort of easy	4.8	13.3	16.8	16.6	12.3	
Very easy	5.6	13.6	17.2	21.8	13.6	
N of Valid	754	653	698	441	2546	
N of Miss	141	63	111	30	345	

Table 227: If you wanted to get synthetic marijuana such as K2 or chemical products such as bath salts to get high, how easy would it be for you to get some?

Response	6	8	10	12	Total	
Very hard	93.0	76.8	65.9	60.7	75.8	
Sort of hard	3.4	12.7	16.6	19.3	12.2	
Sort of easy	2.1	5.5	8.7	8.6	5.9	
Very easy	1.5	4.9	8.7	11.4	6.1	
N of Valid	754	652	698	440	2544	
N of Miss	141	64	111	31	347	

Table 228: If you wanted to get steroids to use or to enhance athletic performance, how easy would it be for you to get some?

Response	6	8	10	12	Total	
Very hard	91.5	79.2	69.5	61.7	77.1	
Sort of hard	5.5	11.3	16.3	21.5	12.7	
Sort of easy	1.5	4.9	7.4	8.4	5.2	
Very easy	1.6	4.6	6.7	8.4	5.0	
N of Valid	750	653	699	441	2543	
N of Miss	145	63	110	30	348	

Table 229: If you wanted to get e-cigarettes, e-cigars, or e-hookahs, how easy would it be for you to get some?





Response	6	8	10	12	Total	
Very hard	85.6	63.1	39.3	27.4	57.0	
Sort of hard	6.3	11.0	11.3	12.0	9.9	
Sort of easy	3.9	11.2	17.0	15.6	11.4	
Very easy	4.3	14.7	32.3	44.9	21.7	
N of Valid	749	654	699	441	2543	
N of Miss	146	62	110	30	348	

Table 230: During the past 12 months, have you participated in any alcohol prevention programs or seen any alcohol prevention messages in your school or community? Yes, a school-based program focused on preventing underage drinking and/or drinking and driving.



Response	6	8	10	12	Total	
No	59.6	58.1	78.5	83.5	68.6	
Yes	40.4	41.9	21.5	16.5	31.4	
N of Valid	748	647	699	437	2531	
N of Miss	0	0	0	0	0	

Table 231: During the past 12 months, have you participated in any alcohol prevention programs or seen any alcohol prevention messages in your school or community? Yes, a community-based program focused on preventing underage drinking and/or drinking and driving (for example, through your church or temple or through youth groups like Boys and Girls Club or 4-H).



Response	6	8	10	12	Total	
No	88.2	84.9	93.4	94.1	89.8	
Yes	11.8	15.1	6.6	5.9	10.2	
N of Valid	748	647	699	437	2531	
N of Miss	0	0	0	0	0	

Table 232: During the past 12 months, have you participated in any alcohol prevention programs or seen any alcohol prevention messages in your school or community? Yes, a media campaign addressing underage drinking and/or drinking and driving (for example, newspaper ads, posters, pamphlets, radio, TV).



Response	6	8	10	12	Total	
No	88.2	83.9	87.1	89.9	87.1	
Yes	11.8	16.1	12.9	10.1	12.9	
N of Valid	748	647	699	437	2531	
N of Miss	0	0	0	0	0	

Table 233: During the past 12 months, have you participated in any alcohol prevention programs or seen any alcohol prevention messages in your school or community? No



Response	6	8	10	12	Total	
No	45.5	53.0	31.0	27.2	40.3	
Yes	54.5	47.0	69.0	72.8	59.7	
N of Valid	748	647	699	437	2531	
N of Miss	0	0	0	0	0	

Table 234: How wrong do your parents feel it would be for YOU to: have one or two drinks of an alcoholic beverage nearly every day?





Response	6	8	10	12	Total	
Very wrong	90.7	86.6	80.3	72.8	83.7	
Wrong	6.6	9.1	13.5	17.0	10.9	
A little bit wrong	2.1	3.7	4.2	6.3	3.8	
Not at all wrong	0.5	0.6	2.0	3.9	1.5	
N of Valid	755	650	697	441	2543	
N of Miss	140	66	112	30	348	

Table 235: How wrong do your parents feel it would be for YOU to: smoke tobacco?





Response	6	8	10	12	Total	
Very wrong	93.4	90.6	83.1	72.0	86.2	
Wrong	4.5	6.9	11.6	15.5	9.0	
A little bit wrong	1.5	1.7	3.0	6.6	2.8	
Not at all wrong	0.7	0.8	2.3	5.9	2.0	
N of Valid	756	650	698	439	2543	
N of Miss	139	66	111	32	348	

Table 236: How wrong do your parents feel it would be for YOU to: smoke marijuana?





Response	6	8	10	12	Total	
Very wrong	96.7	87.5	78.9	69.9	84.8	
Wrong	2.1	5.9	10.6	13.9	7.5	
A little bit wrong	1.1	4.8	5.9	8.0	4.5	
Not at all wrong	0.1	1.9	4.6	8.2	3.2	
N of Valid	754	647	696	439	2536	
N of Miss	141	69	113	32	355	

Table 237: How wrong do your parents feel it would be for YOU to: use prescription drugs not prescribed to you?





Response	6	8	10	12	Total	
Very wrong	95.3	93.4	90.4	86.3	91.9	
Wrong	3.5	5.1	6.7	10.3	6.0	
A little bit wrong	1.2	1.1	2.2	2.3	1.6	
Not at all wrong	0.0	0.5	0.7	1.1	0.5	
N of Valid	752	648	697	439	2536	
N of Miss	143	68	112	32	355	

Table 238: How wrong do your parents feel it would be for YOU to: steal something?





Response	6	8	10	12	Total	
Very wrong	89.5	88.3	89.1	84.1	88.1	
Wrong	9.2	10.0	9.2	12.5	10.0	
A little bit wrong	1.1	1.5	1.1	1.4	1.3	
Not at all wrong	0.3	0.2	0.6	2.0	0.6	
N of Valid	753	649	697	440	2539	
N of Miss	142	67	112	31	352	

Table 239: How wrong do your parents feel it would be for YOU to: draw graffiti, write things, or draw pictures on buildings or other property (without the owner's permission)?





Response	6	8	10	12	Total	
Very wrong	90.8	84.7	84.5	80.3	85.7	
Wrong	6.5	11.1	11.5	13.8	10.3	
A little bit wrong	2.0	2.9	2.6	3.2	2.6	
Not at all wrong	0.7	1.2	1.4	2.7	1.4	
N of Valid	753	649	696	441	2539	
N of Miss	142	67	113	30	352	

Table 240: How wrong do your parents feel it would be for YOU to: pick a fight with someone?





Response	6	8	10	12	Total	
Very wrong	74.2	63.4	60.5	57.5	64.8	
Wrong	19.5	23.6	23.0	29.3	23.2	
A little bit wrong	5.0	11.1	13.2	10.0	9.7	
Not at all wrong	1.3	1.9	3.3	3.2	2.3	
N of Valid	755	648	696	440	2539	
N of Miss	140	68	113	31	352	

Table 241: During the past 12 months, have you talked with at least one of your parents about the dangers of underage drinking and/or drinking and driving? By parents, we mean either your biological parents, adoptive parents, stepparents, or adult guardians - whether or not they live with you.



Response	6	8	10	12	Total	
No	51.5	49.9	53.6	53.5	52.0	
Yes	48.5	50.1	46.4	46.5	48.0	
N of Valid	720	631	676	428	2455	
N of Miss	175	85	133	43	436	

Table 242: The rules in my family are clear.

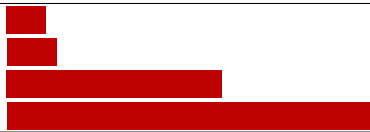
Response	6	8	10	12	Total	
NO!	4.5	3.2	3.6	4.1	3.9	
no	4.0	5.4	6.6	7.1	5.6	
yes	27.9	34.1	33.2	39.6	33.0	
YES!	63.5	57.3	56.6	49.2	57.5	
N of Valid	748	649	696	439	2532	
N of Miss	147	67	113	32	359	

Table 243: People in my family have serious arguments about the same things, and often insult or yell at each other.

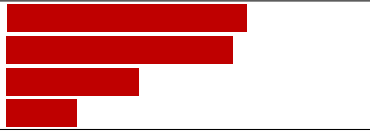
Response	6	8	10	12	Total	
NO!	45.3	38.1	31.5	29.9	37.0	
no	30.5	33.9	36.5	40.6	34.8	
yes	15.4	18.4	22.7	21.7	19.2	
YES!	8.8	9.6	9.4	7.8	9.0	
N of Valid	748	646	693	438	2525	
N of Miss	147	70	116	33	366	

Table 244: When I am not at home, one of my parents knows where I am and who I am with.

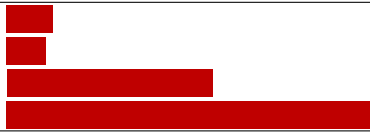
Response	6	8	10	12	Total	
NO!	6.6	3.6	3.9	6.4	5.0	
no	2.9	3.1	3.7	6.6	3.8	
yes	20.7	29.9	37.1	42.6	31.4	
YES!	69.7	63.5	55.3	44.4	59.8	
N of Valid	747	643	696	439	2525	
N of Miss	148	73	113	32	366	

Table 245: My family has clear rules about alcohol and drug use.

Response	6	8	10	12	Total
NO!	6.1	4.7	3.7	5.9	5.0
no	5.9	8.2	6.8	9.3	7.3
yes	17.3	22.9	32.7	39.3	26.8
YES!	70.8	64.2	56.8	45.5	60.8
N of Valid	742	645	694	440	2521
N of Miss	153	71	115	31	370

Table 246: If you skipped school would you be caught by your parents?

Response	6	8	10	12	Total
NO!	6.8	5.6	6.0	7.1	6.3
no	3.2	8.5	11.7	17.4	9.4
yes	20.1	24.3	31.8	35.2	27.0
YES!	69.8	61.6	50.5	40.4	57.3
N of Valid	745	646	695	438	2524
N of Miss	150	70	114	33	367

Table 247: My parents ask if I've gotten my homework done.

Response	6	8	10	12	Total
NO!	6.0	8.5	7.8	11.2	8.0
no	6.0	12.4	16.0	23.5	13.4
yes	24.0	32.1	37.9	37.4	32.2
YES!	64.0	47.0	38.3	28.0	46.3
N of Valid	747	647	692	439	2525
N of Miss	148	69	117	32	366



Table 248: Would your parents know if you did not come home on time?

Response	6	8	10	12	Total	
NO!	4.6	4.2	5.2	6.6	5.0	
no	5.1	7.7	8.9	10.0	7.7	
yes	21.7	27.8	32.2	39.4	29.2	
YES!	68.6	60.3	53.7	44.0	58.1	
N of Valid	745	647	693	439	2524	
N of Miss	150	69	116	32	367	

Table 249: Do you know how to properly dispose of leftover prescription drugs?

Response	6	8	10	12	Total	
No	75.3	67.4	57.7	54.4	64.8	
Yes	24.7	32.6	42.3	45.6	35.2	
N of Valid	726	631	686	430	2473	
N of Miss	169	85	123	41	418	

Table 250: Have any of your brothers or sisters ever: drunk beer, wine or hard liquor (for example, vodka, whiskey or gin)?

Response	6	8	10	12	Total	
No	79.7	63.6	47.7	40.0	59.9	
Yes	15.8	31.7	46.4	53.4	34.8	
I don't have any brothers or sisters	4.5	4.7	5.9	6.6	5.3	
N of Valid	752	653	700	440	2545	
N of Miss	143	63	109	31	346	

Table 251: Have any of your brothers or sisters ever: smoked marijuana?

Response	6	8	10	12	Total	
No	91.2	81.0	65.3	59.4	76.0	
Yes	4.3	14.3	28.8	34.0	18.7	
I don't have any brothers or sisters	4.5	4.8	5.9	6.6	5.3	
N of Valid	752	652	698	441	2543	
N of Miss	143	64	111	30	348	

Table 252: Have any of your brothers or sisters ever: smoked cigarettes?




Response	6	8	10	12	Total	
No	82.8	73.5	58.2	54.3	68.7	
Yes	12.8	21.7	36.0	39.0	26.0	
I don't have any brothers or sisters	4.4	4.7	5.9	6.6	5.3	
N of Valid	748	654	698	438	2538	
N of Miss	147	62	111	33	353	

Table 253: Have any of your brothers or sisters ever: taken a handgun to school?




Response	6	8	10	12	Total	
No	94.7	94.5	92.5	92.5	93.7	
Yes	0.8	0.8	1.4	0.9	1.0	
I don't have any brothers or sisters	4.5	4.8	6.1	6.6	5.4	
N of Valid	753	650	694	441	2538	
N of Miss	142	66	115	30	353	

Table 254: Have any of your brothers or sisters ever: been suspended or expelled from school?




Response	6	8	10	12	Total	
No	80.0	76.2	67.9	69.0	73.8	
Yes	15.5	19.0	26.1	24.4	20.8	
I don't have any brothers or sisters	4.5	4.8	6.1	6.6	5.4	
N of Valid	750	652	694	439	2535	
N of Miss	145	64	115	32	356	

Table 255: Have any of your brothers or sisters ever: used e-cigarettes, e-cigars or e-hookahs (vaping)?




Response	6	8	10	12	Total	
No	86.6	72.3	60.8	62.4	71.6	
Yes	9.0	23.0	33.3	31.1	23.1	
I don't have any brothers or sisters	4.4	4.7	5.9	6.6	5.3	
N of Valid	748	653	699	441	2541	
N of Miss	147	63	110	30	350	

Table 256: Have any of your brothers or sisters ever: used prescription drugs not prescribed to him/her?




Response	6	8	10	12	Total	
No	91.8	89.5	82.4	80.7	86.7	
Yes	3.8	5.7	11.6	12.7	8.0	
I don't have any brothers or sisters	4.4	4.8	6.0	6.6	5.3	
N of Valid	745	650	698	441	2534	
N of Miss	150	66	111	30	357	

Table 257: Have you changed homes in the past year (the last 12 months)?



Response	6	8	10	12	Total	
No	72.4	74.9	75.3	83.0	75.7	
Yes	27.6	25.1	24.7	17.0	24.3	
N of Valid	744	642	688	435	2509	
N of Miss	151	74	121	36	382	

Table 258: How many times have you changed homes since kindergarten?






Response	6	8	10	12	Total	
Never	37.6	30.9	30.4	30.5	32.7	
1 or 2 times	31.5	36.4	29.9	25.7	31.3	
3 or 4 times	15.8	15.9	18.7	20.3	17.4	
5 or 6 times	7.8	8.6	11.1	11.8	9.6	
7 or more times	7.4	8.2	9.9	11.6	9.0	
N of Valid	747	648	695	439	2529	
N of Miss	148	68	114	32	362	

Table 259: Have you changed schools (including changing from elementary to middle and middle to high school) in the past year?



Response	6	8	10	12	Total	
No	50.9	55.3	62.1	80.2	60.2	
Yes	49.1	44.7	37.9	19.8	39.8	
N of Valid	741	642	692	434	2509	
N of Miss	154	74	117	37	382	

Table 260: How many times have you changed schools since kindergarten (including changing from elementary to middle and middle to high school)?






Response	6	8	10	12	Total	
Never	30.3	29.4	27.3	27.1	28.7	
1 or 2 times	36.9	27.8	23.7	24.1	28.7	
3 or 4 times	20.4	24.9	24.7	24.8	23.5	
5 or 6 times	7.7	9.6	15.0	12.2	11.0	
7 or more times	4.7	8.2	9.2	11.7	8.1	
N of Valid	742	643	695	435	2515	
N of Miss	153	73	114	36	376	

Table 261: Has anyone in your family ever had severe alcohol or drug problems?



Response	6	8	10	12	Total	
No	71.7	59.6	54.8	47.7	59.8	
Yes	28.3	40.4	45.2	52.3	40.2	
N of Valid	741	646	688	438	2513	
N of Miss	154	70	121	33	378	

Table 262: About how many adults (over 21) have you known personally who in the past year have: used marijuana, crack, cocaine, or other drugs?






Response	6	8	10	12	Total	
0	78.9	67.2	56.5	48.9	64.5	
1	12.9	11.9	15.5	15.9	13.9	
2	4.4	8.5	10.1	11.8	8.3	
3-4	1.7	6.0	7.9	10.5	6.0	
5	2.1	6.5	10.1	13.0	7.3	
N of Valid	753	649	696	440	2538	
N of Miss	142	67	113	31	353	

Table 263: About how many adults (over 21) have you known personally who in the past year have: sold or dealt drugs?






Response	6	8	10	12	Total	
0	89.5	80.2	74.0	65.4	78.7	
1	6.3	8.7	10.1	13.7	9.2	
2	2.1	4.6	6.8	9.6	5.3	
3-4	1.6	2.9	4.6	4.8	3.3	
5	0.5	3.6	4.5	6.6	3.4	
N of Valid	750	647	693	439	2529	
N of Miss	145	69	116	32	362	

Table 264: About how many adults (over 21) have you known personally who in the past year have: done other things that could get them in trouble with the police, like stealing, selling stolen goods, mugging or assaulting others, etc.?






Response	6	8	10	12	Total	
0	84.3	76.7	72.4	70.2	76.6	
1	9.7	10.4	11.2	11.6	10.6	
2	3.6	5.9	7.5	6.8	5.8	
3-4	0.9	2.6	2.9	5.5	2.7	
5	1.5	4.5	6.0	5.9	4.3	
N of Valid	751	647	695	440	2533	
N of Miss	144	69	114	31	358	

Table 265: About how many adults (over 21) have you known personally who in the past year have: gotten drunk or high?










Response	6	8	10	12	Total	
0	64.8	48.3	37.4	33.2	47.6	
1	17.8	17.1	18.2	15.2	17.3	
2	7.2	11.4	12.1	13.6	10.7	
3-4	4.9	8.8	10.2	13.0	8.7	
5	5.3	14.4	22.1	25.0	15.6	
N of Valid	753	648	697	440	2538	
N of Miss	142	68	112	31	353	

Table 266: How honest were you in filling out this survey?

Response	6	8	10	12	Total	
I was very honest	86.2	80.4	79.3	79.2	81.6	
I was honest pretty much of the time	12.5	16.3	15.7	17.4	15.2	
I was honest some of the time	0.9	2.6	4.2	1.8	2.4	
I was honest once in a while	0.4	0.8	0.8	1.6	0.8	
I was not honest at all	0.0	0.0	0.0	0.0	0.0	
N of Valid	759	652	709	443	2563	
N of Miss	136	64	100	28	328	