

2015 APNA

Arkansas Prevention Needs Assessment Student Survey

Region 2
Tables

**Arkansas Department of Human Services
Division of Behavioral Health Services
Prevention Services**

Conducted by International Survey Associates dba Pride Surveys

Contents

1	INTRODUCTION	11
2	PERCENTAGE TABLES	16

List of Tables

1	Sex	17
2	Age	17
3	Are you Hispanic or Latino?	17
4	What is your race? Black or African American	18
5	What is your race? Asian	18
6	What is your race? American Indian	18
7	What is your race? Alaska Native	18
8	What is your race? White	19
9	What is your race? Native Hawaiian or Other Pacific Islander	19
10	What is your race? Other	19
11	What is the highest level of schooling completed by your mother or father?	20
12	Think of where you live most of the time. Which of the following people live there with you? Mother	20
13	Think of where you live most of the time. Which of the following people live there with you? Stepmother	20
14	Think of where you live most of the time. Which of the following people live there with you? Foster Mother	21
15	Think of where you live most of the time. Which of the following people live there with you? Grandmother	21
16	Think of where you live most of the time. Which of the following people live there with you? Aunt	21
17	Think of where you live most of the time. Which of the following people live there with you? Father	21
18	Think of where you live most of the time. Which of the following people live there with you? Stepfather	22
19	Think of where you live most of the time. Which of the following people live there with you? Foster Father	22
20	Think of where you live most of the time. Which of the following people live there with you? Grandfather	22
21	Think of where you live most of the time. Which of the following people live there with you? Uncle	22
22	Think of where you live most of the time. Which of the following people live there with you? Other Adults	23
23	Think of where you live most of the time. Which of the following people live there with you? Brother(s)	23
24	Think of where you live most of the time. Which of the following people live there with you? Stepbrother(s)	23
25	Think of where you live most of the time. Which of the following people live there with you? Sister(s)	23
26	Think of where you live most of the time. Which of the following people live there with you? Stepsister(s)	24

27	Think of where you live most of the time. Which of the following people live there with you? Other Children	24
28	In my school, students have lots of chances to help decide things like class activities and rules.	24
29	Teachers ask me to work on special classroom projects.	24
30	My teacher(s) notices when I am doing a good job and lets me know about it.	25
31	There are lots of chances for students in my school to get involved in sports, clubs, and other school activities outside of class.	25
32	There are lots of chances for students in my school to talk with a teacher one-on-one.	25
33	I feel safe at my school.	26
34	The school lets my parents know when I have done something well.	26
35	My teachers praise me when I work hard in school.	26
36	Are your school grades better than the grades of most students in your class?	27
37	I have lots of chances to be part of class discussions or activities.	27
38	Now thinking back over the past year in school, how often did you: enjoy being in school?	27
39	Now thinking back over the past year in school, how often did you: hate being in school?	28
40	Now thinking back over the past year in school, how often did you: try to do your best work in school?	28
41	How often do you feel that the school work you are assigned is meaningful and important?	28
42	Putting them all together, what were your grades like last year?	29
43	How important do you think the things you are learning in school are going to be for your later life?	29
44	Do your parents care about your skipping or cutting school?	29
45	During the LAST FOUR WEEKS how many whole days of school have you missed because you skipped or 'cut'?	30
46	What are the chances you would be seen as cool if you: smoked cigarettes?	30
47	What are the chances you would be seen as cool if you: worked hard at school?	30
48	What are the chances you would be seen as cool if you: began drinking alcoholic beverages regularly, that is, at least once or twice a month?	31
49	What are the chances you would be seen as cool if you: defended someone who was being bullied?	31
50	What are the chances you would be seen as cool if you: smoked marijuana?	31
51	What are the chances you would be seen as cool if you: carried a handgun?	32

52	What are the chances you would be seen as cool if you: used e-cigarettes, e-cigars or e-hookahs?	32
53	What are the chances you would be seen as cool if you: bullied someone or cyber bullied someone?	32
54	Think of your four best friends (the friends you feel closest to). In the past year (12 months), how many of your best friends have: participated in clubs, organizations or activities at school?	33
55	Think of your four best friends (the friends you feel closest to). In the past year (12 months), how many of your best friends have: smoked cigarettes?	33
56	Think of your four best friends (the friends you feel closest to). In the past year (12 months), how many of your best friends have: tried beer, wine or hard liquor (for example, vodka, whiskey, or gin) when their parents didn't know about it?	33
57	Think of your four best friends (the friends you feel closest to). In the past year (12 months), how many of your best friends have: used e-cigarettes, e-cigars, or e-hookahs?	34
58	Think of your four best friends (the friends you feel closest to). In the past year (12 months), how many of your best friends have: used marijuana?	34
59	Think of your four best friends (the friends you feel closest to). In the past year (12 months), how many of your best friends have: used prescription drugs or non-prescription drugs for the purpose of getting high?	34
60	Think of your four best friends (the friends you feel closest to). In the past year (12 months), how many of your best friends have: used synthetic marijuana (K2, spice) or bath salts?	35
61	Think of your four best friends (the friends you feel closest to). In the past year (12 months), how many of your best friends have: used LSD, cocaine, amphetamines, or other illegal drugs?	35
62	Think of your four best friends (the friends you feel closest to). In the past year (12 months), how many of your best friends have: been bullied?	35
63	Think of your four best friends (the friends you feel closest to). In the past year (12 months), how many of your best friends have: been suspended from school?	36
64	Think of your four best friends (the friends you feel closest to). In the past year (12 months), how many of your best friends have: carried a handgun?	36
65	Think of your four best friends (the friends you feel closest to). In the past year (12 months), how many of your best friends have: sold illegal drugs?	36
66	Think of your four best friends (the friends you feel closest to). In the past year (12 months), how many of your best friends have: regularly attended religious services?	37

67	Think of your four best friends (the friends you feel closest to). In the past year (12 months), how many of your best friends have: stolen or tried to steal a motor vehicle such as a car or motorcycle?	37
68	Think of your four best friends (the friends you feel closest to). In the past year (12 months), how many of your best friends have: been arrested?	37
69	Think of your four best friends (the friends you feel closest to). In the past year (12 months), how many of your best friends have: dropped out of school?	38
70	Think of your four best friends (the friends you feel closest to). In the past year (12 months), how many of your best friends have: been members of a gang?	38
71	How old were you when you first: smoked marijuana?	38
72	How old were you when you first: smoked a cigarette, even just a puff?	39
73	How old were you when you first: had more than a sip or two of beer, wine or hard liquor (for example, vodka, whiskey, or gin)?	39
74	How old were you when you first: began drinking alcoholic beverages regularly, that is, at least once or twice a month?	40
75	How old were you when you first: used Daztrex?	40
76	How old were you when you first: got suspended from school?	41
77	How old were you when you first: got arrested?	41
78	How old were you when you first: carried a handgun?	42
79	How old were you when you first: used e-cigarettes, e-cigars, or e-hookahs?	42
80	How old were you when you first: belonged to a gang?	43
81	How old were you when you first: used prescription drugs not prescribed to you?	43
82	How wrong do you think it is for someone your age to: take a handgun to school?	44
83	How wrong do you think it is for someone your age to: steal anything?	44
84	How wrong do you think it is for someone your age to: pick a fight with someone?	44
85	How wrong do you think it is for someone your age to: attack someone with the idea of seriously hurting them?	45
86	How wrong do you think it is for someone your age to: stay away from school all day when their parents think they are at school?	45
87	How wrong do you think it is for someone your age to: drink beer, wine or hard liquor (for example, vodka, whiskey, or gin) regularly?	45
88	How wrong do you think it is for someone your age to: smoke cigarettes?	46
89	How wrong do you think it is for someone your age to: smoke marijuana?	46

90	How wrong do you think it is for someone your age to: use prescription drugs or non-prescription drugs for the purpose of getting high?	46
91	How wrong do you think it is for someone your age to: use synthetic marijuana (K2, spice) or bath salts?	47
92	How wrong do you think it is for someone your age to: use LSD, cocaine, amphetamines or another illegal drug?	47
93	How wrong do you think it is for someone your age to: use e-cigarettes, e-cigars or e-hookahs?	47
94	At school during the past 12 months, did you receive help from the resource teacher, speech therapist or other special education teacher?	48
95	How many times in the past year (12 months) have you: been suspended from school?	48
96	How many times in the past year (12 months) have you: carried a handgun?	48
97	How many times in the past year (12 months) have you: sold illegal drugs?	49
98	How many times in the past year (12 months) have you: stolen or tried to steal a motor vehicle such as a car or motorcycle?	49
99	How many times in the past year (12 months) have you: participated in clubs, organizations or activities at school?	50
100	How many times in the past year (12 months) have you: been arrested?	50
101	How many times in the past year (12 months) have you: attacked someone with the idea of seriously hurting them?	51
102	How many times in the past year (12 months) have you: been drunk or high at school?	51
103	How many times in the past year (12 months) have you: taken a handgun to school?	52
104	Are you currently on probation, or assigned a probation officer with Juvenile Court?	52
105	Have you ever belonged to a gang?	52
106	If you have ever belonged to a gang, did that gang have a name?	53
107	You are at a party at someone's house, and one of your friends offers you a drink containing alcohol. What would you say or do?	53
108	How often do you attend religious services or activities?	53
109	I think sometimes it's okay to cheat at school.	54
110	It is important to think before you act.	54
111	Sometimes I think that life is not worth it.	54
112	At times I think I am no good at all.	55
113	All in all, I am inclined to think that I am a failure.	55
114	In the past year, have you felt depressed or sad MOST days, even if you felt okay sometimes?	55
115	It is all right to beat up people if they start the fight.	56
116	I think it is okay to take something without asking if you can get away with it.	56

117	Where do you get the most information about living a drug and alcohol free life? Parents/guardians	56
118	Where do you get the most information about living a drug and alcohol free life? Friends	57
119	Where do you get the most information about living a drug and alcohol free life? Family members	57
120	Where do you get the most information about living a drug and alcohol free life? School	57
121	Where do you get the most information about living a drug and alcohol free life? Internet	58
122	Where do you get the most information about living a drug and alcohol free life? TV	58
123	Where do you get the most information about living a drug and alcohol free life? Social media	58
124	How much do you think people risk harming themselves (physically or in other ways) if they: smoked one or more packs of cigarettes per day?	59
125	How much do you think people risk harming themselves (physically or in other ways) if they: try marijuana once or twice?	59
126	How much do you think people risk harming themselves (physically or in other ways) if they: smoke marijuana once or twice a week?	59
127	How much do you think people risk harming themselves (physically or in other ways) if they: take one or two drinks of an alcoholic beverage (beer, wine, liquor) nearly every day?	60
128	How much do you think people risk harming themselves (physically or in other ways) if they: have five or more drinks of an alcoholic beverage once or twice a weekend?	60
129	How much do you think people risk harming themselves (physically or in other ways) if they: use prescription drugs that are not prescribed to them?	60
130	How much do you think people risk harming themselves (physically or in other ways) if they: use non-prescription drugs to get high?	61
131	How much do you think people risk harming themselves (physically or in other ways) if they: use e-cigarettes, e-cigars, or e-hookahs?	61
132	Have you ever used smokeless tobacco (chew, snuff, plug, dipping tobacco, or chewing tobacco)?	61
133	How often have you used smokeless tobacco during the past 30 days?	62
134	Have you ever smoked cigarettes?	62
135	How frequently have you smoked cigarettes during the past 30 days?	62
136	Which statement best describes rules about smoking inside your home or your family cars?	63
137	Have you ever used e-cigarettes, e-cigars, or e-hookahs?	63
138	How frequently have you used e-cigarettes, e-cigars, or e-hookahs?	64
139	During this school year, were you taught in any of your classes about the dangers of tobacco use?	64

140	During the past 12 months, have you participated in any community activities to discourage people your age from using cigarettes, chewing tobacco, snuff, dip or cigars, e-cigarettes, e-cigars, or e-hookahs?	64
141	Think back over the last two weeks. How many times have you had five or more alcoholic drinks in a row?	65
142	During the past 30 days, how many times did you ride in a car or other vehicle driven by someone who had been drinking alcohol or using drugs to get high?	65
143	During the past 30 days, how many times did you drive a car or other vehicle when you had been drinking alcohol or using drugs to get high?	65
144	If you drank alcohol (not just a sip or taste) in the past year, how did you usually get it?	66
145	If you drank alcohol (not just a sip or taste) in the past year, where did you usually drink it?	66
146	How do you feel about someone your age having one or two drinks of an alcoholic beverage nearly every day?	67
147	On how many occasions have you had alcoholic beverages (beer, wine or hard liquor) to drink in your lifetime - more than just a few sips?	67
148	On how many occasions have you drunk one or more drinks of an alcoholic beverage during the past 30 days?	67
149	On how many occasions have you used marijuana (grass, pot) or hashish (hash, hash oil) in your lifetime?	68
150	On how many occasions have you used marijuana (grass, pot) or hashish (hash, hash oil) during the past 30 days?	68
151	On how many occasions have you used LSD or other psychedelics in your lifetime?	68
152	On how many occasions have you used LSD or other psychedelics during the past 30 days?	69
153	On how many occasions have you used cocaine or crack in your lifetime?	69
154	On how many occasions have you used cocaine or crack during the past 30 days?	69
155	On how many occasions have you sniffed glue, breathed the contents of an aerosol spray can, or inhaled other gases or sprays, in order to get high in your lifetime?	70
156	On how many occasions have you sniffed glue, breathed the contents of an aerosol spray can, or inhaled other gases or sprays, in order to get high during the past 30 days?	70
157	On how many occasions have you used Daztrex in your lifetime?	71
158	On how many occasions have you used Daztrex during the past 30 days?	71
159	On how many occasions have you used synthetic marijuana (K2, spice) in your lifetime?	71

160	On how many occasions have you used synthetic marijuana (K2, spice) during the past 30 days?	72
161	On how many occasions have you used methamphetamines (meth, speed, crank, crystal meth) in your lifetime?	72
162	On how many occasions have you used methamphetamines (meth, speed, crank, crystal meth) in the past 30 days?	72
163	On how many occasions have you used other chemical products (bath salts, plant food, etc.) in your lifetime?	73
164	On how many occasions have you used other chemical products (bath salts, plant food, etc.) during the past 30 days?	73
165	On how many occasions have you used heroin or other opiates in your lifetime?	73
166	On how many occasions have you used heroin or other opiates during the past 30 days?	74
167	On how many occasions have you used MDMA ('X', 'E', or ecstasy) in your lifetime?	74
168	On how many occasions have you used MDMA ('X', 'E', or ecstasy) during the past 30 days?	74
169	On how many occasions have you taken prescription drugs (such as Valium, Xanax, Ritalin, Adderall, OxyContin, Darvocet, or sleeping pills) not prescribed to you in your lifetime?	75
170	On how many occasions have you taken prescription drugs (such as Valium, Xanax, Ritalin, Adderall, OxyContin, Darvocet, or sleeping pills) not prescribed to you during the past 30 days?	75
171	On how many occasions have you taken non-prescription medicines such as diet pills (for example, Dietac, Dexatrim or Prolamine), stay-awake pills (for example No-Doz, Vivarin, or Wake), or cough or cold medicines (robos, DXM, etc.) to get high in your lifetime?	76
172	On how many occasions have you taken non-prescription medicines such as diet pills (for example, Dietac, Dexatrim or Prolamine), stay-awake pills (for example No-Doz, Vivarin, or Wake), or cough or cold medicines (robos, DXM, etc.) to get high during the past 30 days?	76
173	On how many occasions have you been drunk or very high from drinking alcoholic beverages during the past 30 days?	77
174	On how many occasions have you drunk flavored alcoholic beverages, sometimes called 'alcopops' (like Mike's Hard Lemonade, Smirnoff Ice, Bacardi Breezers, etc.) in your lifetime?	77
175	On how many occasions have you drunk flavored alcoholic beverages, sometimes called 'alcopops' (like Mike's Hard Lemonade, Smirnoff Ice, Bacardi Breezers, etc.) during the past 30 days?	78
176	If you used prescription drugs or over the counter drugs without a doctor telling you to use it or for the purpose of getting high, where did you get these drugs? - Did not use	78

177	If you used prescription drugs or over the counter drugs without a doctor telling you to use it or for the purpose of getting high, where did you get these drugs? - Bought or took from store or shop	78
178	If you used prescription drugs or over the counter drugs without a doctor telling you to use it or for the purpose of getting high, where did you get these drugs? - Got from parents with permission	79
179	If you used prescription drugs or over the counter drugs without a doctor telling you to use it or for the purpose of getting high, where did you get these drugs? - Got from home without permission	79
180	If you used prescription drugs or over the counter drugs without a doctor telling you to use it or for the purpose of getting high, where did you get these drugs? - Got from relative with permission	79
181	If you used prescription drugs or over the counter drugs without a doctor telling you to use it or for the purpose of getting high, where did you get these drugs? - Got from relative without permission	79
182	If you used prescription drugs or over the counter drugs without a doctor telling you to use it or for the purpose of getting high, where did you get these drugs? - Got from friend's home with permission	80
183	If you used prescription drugs or over the counter drugs without a doctor telling you to use it or for the purpose of getting high, where did you get these drugs? - Got from friend's home without permission	80
184	If you used prescription drugs or over the counter drugs without a doctor telling you to use it or for the purpose of getting high, where did you get these drugs? - Got from friend at school	80
185	If you used prescription drugs or over the counter drugs without a doctor telling you to use it or for the purpose of getting high, where did you get these drugs? - Got from friend at party	80
186	If you used prescription drugs or over the counter drugs without a doctor telling you to use it or for the purpose of getting high, where did you get these drugs? - Got from friend, elsewhere	81
187	If you used prescription drugs or over the counter drugs without a doctor telling you to use it or for the purpose of getting high, where did you get these drugs? - Got from internet sale	81
188	During the last month, about how many marijuana cigarettes, or the equivalent, did you smoke a day, on the average?	81
189	How wrong do your friends feel it would be for YOU to: have one or two drinks of an alcoholic beverage nearly every day?	82
190	How wrong do your friends feel it would be for YOU to: smoke tobacco?	82
191	How wrong do your friends feel it would be for YOU to: smoke marijuana?	82
192	How wrong do your friends feel it would be for YOU to: use prescription drugs not prescribed to you?	83
193	How wrong would most adults (over 21) in your neighborhood think it is for kids your age: to use marijuana?	83

194	How wrong would most adults (over 21) in your neighborhood think it is for kids your age: to drink alcohol?	83
195	How wrong would most adults (over 21) in your neighborhood think it is for kids your age: to smoke cigarettes?	84
196	How much do each of the following statements describe your neighborhood? crime and/or drug selling	84
197	How much do each of the following statements describe your neighborhood? fights	84
198	How much do each of the following statements describe your neighborhood? lots of empty or abandoned buildings	85
199	How much do each of the following statements describe your neighborhood? lots of graffiti	85
200	I feel safe in my neighborhood.	85
201	If a kid smoked marijuana in your neighborhood would he or she be caught by the police?	86
202	If a kid drank some beer, wine or hard liquor (for example, vodka, whiskey, or gin) in your neighborhood would he or she be caught by the police?	86
203	If a kid carried a handgun in your neighborhood would he or she be caught by the police?	86
204	If you wanted to get some cigarettes, how easy would it be for you to get some?	87
205	If you wanted to get some beer, wine or hard liquor (for example, vodka, whiskey, or gin), how easy would it be for you to get some?	87
206	If you wanted to get a drug like cocaine, LSD, or amphetamines, how easy would it be for you to get some?	87
207	If you wanted to get a handgun, how easy would it be for you to get one?	88
208	If you wanted to get some marijuana, how easy would it be for you to get some?	88
209	If you wanted to get prescription drugs for the purpose of getting high, how easy would it be for you to get some?	88
210	If you wanted to get synthetic marijuana such as K2 or chemical products such as bath salts to get high, how easy would it be for you to get some?	89
211	If you wanted to get steroids to use or to enhance athletic performance, how easy would it be for you to get some?	89
212	If you wanted to get e-cigarettes, e-cigars, or e-hookahs, how easy would it be for you to get some?	89
213	During the past 12 months, have you participated in any alcohol prevention programs or seen any alcohol prevention messages in your school or community? Yes, a school-based program focused on preventing underage drinking and/or drinking and driving.	90

214	During the past 12 months, have you participated in any alcohol prevention programs or seen any alcohol prevention messages in your school or community? Yes, a community-based program focused on preventing underage drinking and/or drinking and driving (for example, through your church or temple or through youth groups like Boys and Girls Club or 4-H).	90
215	During the past 12 months, have you participated in any alcohol prevention programs or seen any alcohol prevention messages in your school or community? Yes, a media campaign addressing underage drinking and/or drinking and driving (for example, newspaper ads, posters, pamphlets, radio, TV).	90
216	During the past 12 months, have you participated in any alcohol prevention programs or seen any alcohol prevention messages in your school or community? No	90
217	How wrong do your parents feel it would be for YOU to: have one or two drinks of an alcoholic beverage nearly every day?	91
218	How wrong do your parents feel it would be for YOU to: smoke tobacco?	91
219	How wrong do your parents feel it would be for YOU to: smoke marijuana?	91
220	How wrong do your parents feel it would be for YOU to: use prescription drugs not prescribed to you?	92
221	How wrong do your parents feel it would be for YOU to: steal something worth more than \$5?	92
222	How wrong do your parents feel it would be for YOU to: draw graffiti, write things, or draw pictures on buildings or other property (without the owner's permission)?	92
223	How wrong do your parents feel it would be for YOU to: pick a fight with someone?	93
224	During the past 12 months, have you talked with at least one of your parents about the dangers of underage drinking and/or drinking and driving? By parents, we mean either your biological parents, adoptive parents, stepparents, or adult guardians - whether or not they live with you.	93
225	The rules in my family are clear.	93
226	People in my family have serious arguments about the same things, and often insult or yell at each other.	94
227	When I am not at home, one of my parents knows where I am and who I am with.	94
228	My family has clear rules about alcohol and drug use.	94
229	If you skipped school would you be caught by your parents?	95
230	My parents ask if I've gotten my homework done.	95
231	Would your parents know if you did not come home on time?	95
232	Do you know how to properly dispose of leftover prescription drugs?	96

233	Have any of your brothers or sisters ever: drunk beer, wine or hard liquor (for example, vodka, whiskey or gin)?	96
234	Have any of your brothers or sisters ever: smoked marijuana?	96
235	Have any of your brothers or sisters ever: smoked cigarettes?	96
236	Have any of your brothers or sisters ever: taken a handgun to school? .	97
237	Have any of your brothers or sisters ever: been suspended or expelled from school?	97
238	Have any of your brothers or sisters ever: used e-cigarettes, e-cigars or e-hookahs?	97
239	Have any of your brothers or sisters ever: used prescription drugs not prescribed to him/her?	97
240	Have you changed homes in the past year (the last 12 months)? . .	98
241	How many times have you changed homes since kindergarten? . . .	98
242	Have you changed schools (including changing from elementary to middle and middle to high school) in the past year?	98
243	How many times have you changed schools since kindergarten (including changing from elementary to middle and middle to high school)?	99
244	Has anyone in your family ever had severe alcohol or drug problems? .	99
245	About how many adults (over 21) have you known personally who in the past year have: used marijuana, crack, cocaine, or other drugs? .	99
246	About how many adults (over 21) have you known personally who in the past year have: sold or dealt drugs?	100
247	About how many adults (over 21) have you known personally who in the past year have: done other things that could get them in trouble with the police, like stealing, selling stolen goods, mugging or assaulting others, etc.?	100
248	About how many adults (over 21) have you known personally who in the past year have: gotten drunk or high?	100
249	Have you seen or heard information about underage drinking in the past 12 months from the following sources? Radio	101
250	Have you seen or heard information about underage drinking in the past 12 months from the following sources? TV.	101
251	Have you seen or heard information about underage drinking in the past 12 months from the following sources? Print. This includes information on underage drinking you may have seen in the newspaper, on a billboard, in pamphlets, on stickers, etc.	101
252	Have you seen or heard information about underage drinking in the past 12 months from the following sources? Website or social media? (Facebook, Myspace, website, etc.)	101
253	The next questions ask about your opinions of the information you saw or heard. If you have seen or heard more than one ad, please think about your favorite ad when answering these questions. The information about underage drinking that I saw or heard was convincing.	102

254	The next questions ask about your opinions of the information you saw or heard. If you have seen or heard more than one ad, please think about your favorite ad when answering these questions. The information about underage drinking that I saw or heard grabbed my attention.	102
255	The next questions ask about your opinions of the information you saw or heard. If you have seen or heard more than one ad, please think about your favorite ad when answering these questions. The information about underage drinking that I saw or heard said something important to me.	102
256	The next questions ask about your opinions of the information you saw or heard. If you have seen or heard more than one ad, please think about your favorite ad when answering these questions. Seeing or hearing this information about underage drinking made me want to stop or decrease my drinking.	103
257	How honest were you in filling out this survey?	103

List of Figures

1	Grade Chart	12
2	Gender Chart	13
3	Age Chart	14
4	Ethnic Origin Chart	15

1 INTRODUCTION

This report was generated from data collected on the *2015 Arkansas Prevention Needs Assessment Student Survey*. This report contains basic frequency tables of all data collected and graphs on the selected demographic variables of grade, gender, age and ethnic origin. The graph on ethnic origin is represented as a bar chart rather than as a pie chart. This is because students were allowed to mark more than one response for ethnic origin as opposed to being allowed to mark only one response. The bars represent the percent of students who marked each of the ethnic categories.

Questions regarding the information found in this report can be directed to:

Pride Surveys

2140 Newmarket Parkway Suite 116 Marietta, GA 30067 1-800-279-6361
www.pridesurveys.com

Grade Chart

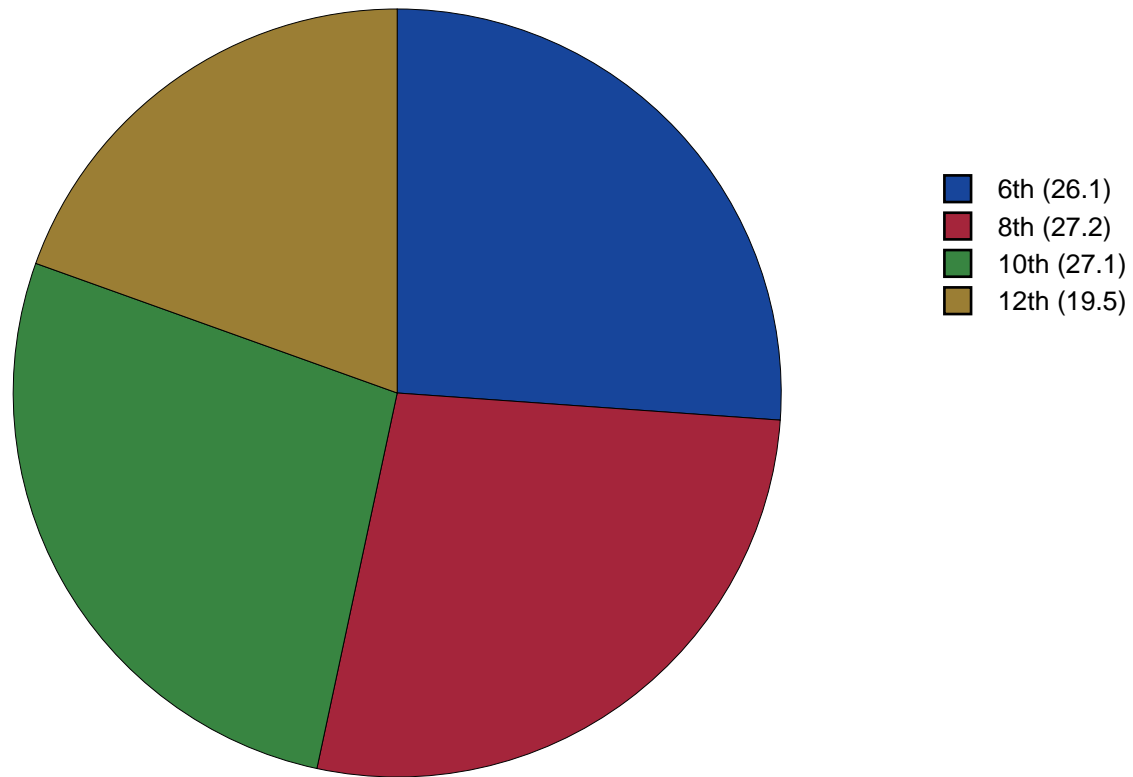


Figure 1: Grade Chart

Gender Chart

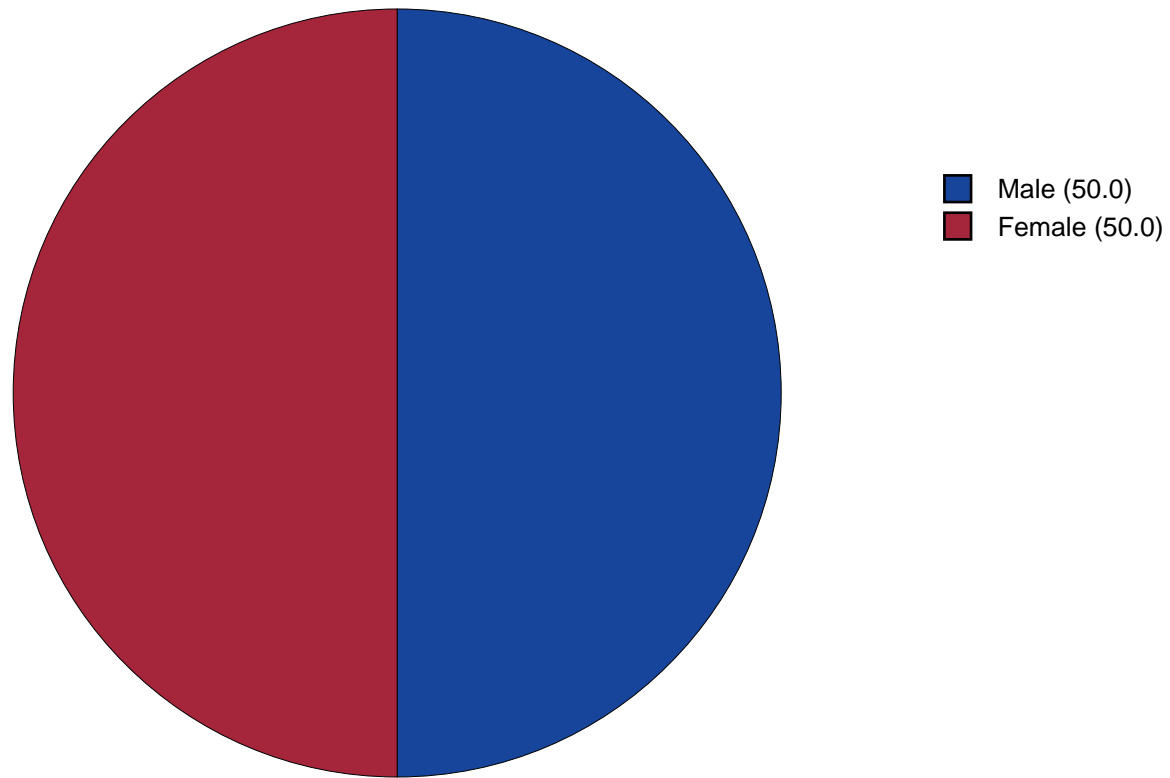


Figure 2: Gender Chart

Age Chart

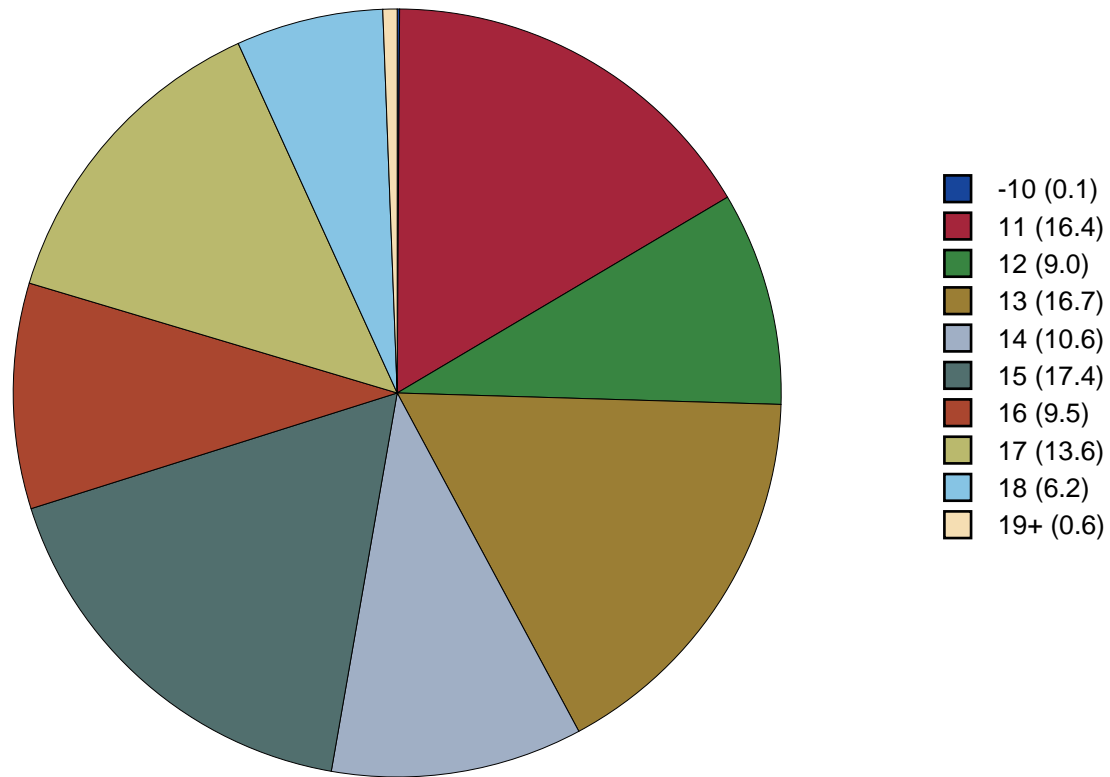


Figure 3: Age Chart

Ethnic Origin Chart

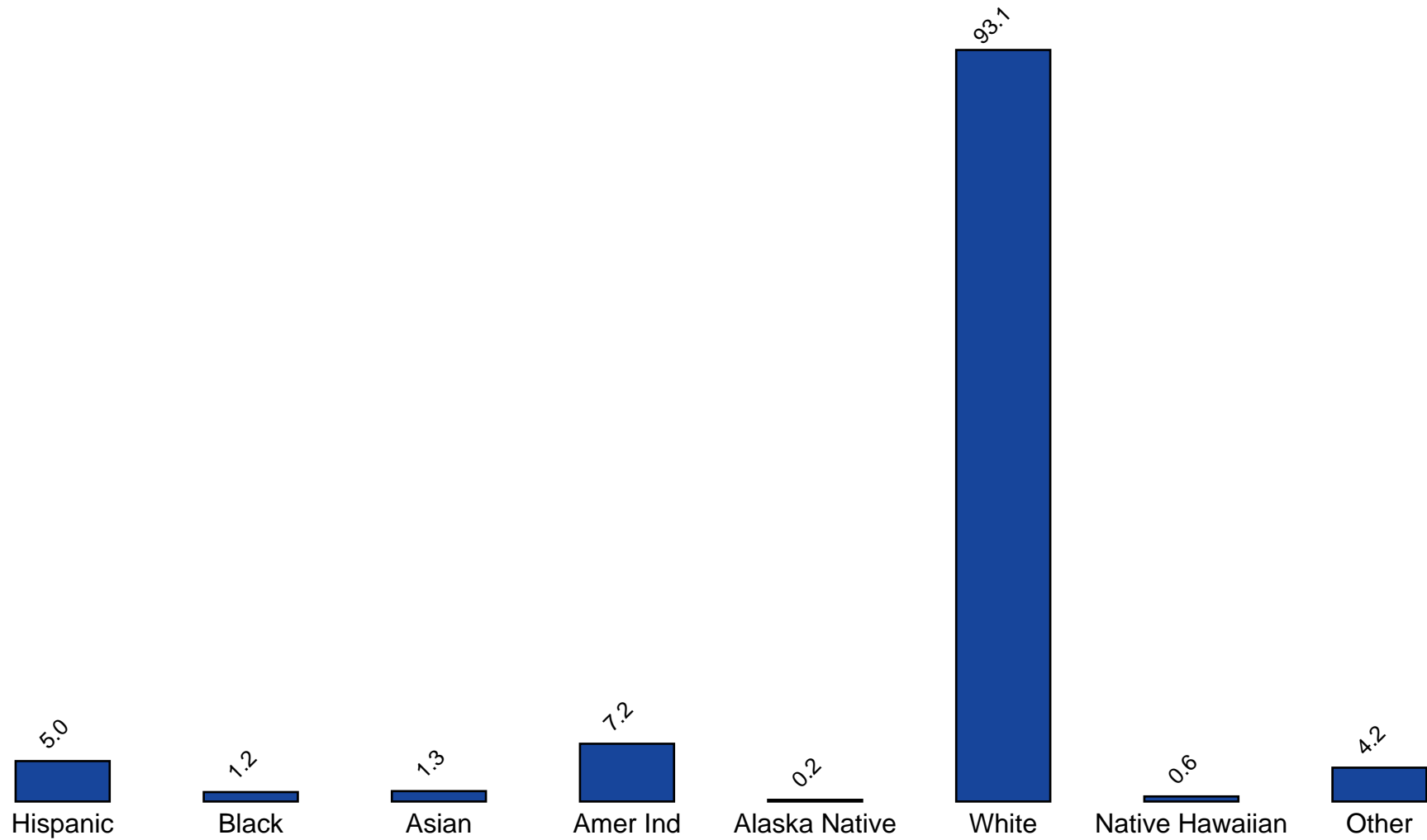


Figure 4: Ethnic Origin Chart

2 PERCENTAGE TABLES

The following tables contain frequency distribution detailing how your students responded to each question on the survey. The tables appear in the same order as the questions on the survey. The tables include breakdowns by grade level as well as overall percentages. The *N of Valid* row is a frequency count of the number of valid responses to each question for each grade and overall. The *N of Miss* row is a frequency count of the number of invalid (marked more than one response) or missing (i.e. did not respond) responses to each question for each grade and overall.

For the questions that allowed more than one response (i.e. race, live with, etc.) each response becomes a separate table. If a student did not mark the response, that was counted as a NO response, and if they did mark the response, that was counted as a YES response. Since a non response is a valid response for these questions, the *N of Miss* will always be zero for these questions.

Table 1: Sex

Response	6	8	10	12	Total	
Male	48.7	50.7	48.4	52.7	50.0	
Female	51.3	49.3	51.6	47.3	50.0	
N of Valid	866	901	905	651	3323	
N of Miss	7	8	1	2	18	

Table 2: Age

Response	6	8	10	12	Total	
10 or younger	0.3	0.0	0.0	0.0	0.1	
11	62.6	0.0	0.0	0.0	16.4	
12	34.0	0.4	0.0	0.0	9.0	
13	2.2	59.3	0.0	0.0	16.7	
14	0.8	37.9	0.1	0.0	10.6	
15	0.0	2.1	62.0	0.0	17.4	
16	0.0	0.2	33.9	1.1	9.5	
17	0.0	0.0	3.6	64.7	13.6	
18	0.0	0.0	0.3	31.3	6.2	
19 or older	0.0	0.0	0.0	2.9	0.6	
N of Valid	870	907	905	649	3331	
N of Miss	3	2	1	4	10	

Table 3: Are you Hispanic or Latino?

Response	6	8	10	12	Total	
No	95.1	94.0	95.7	95.2	95.0	
Yes	4.9	6.0	4.3	4.8	5.0	
N of Valid	790	871	887	649	3197	
N of Miss	83	38	19	4	144	

Table 4: What is your race? Black or African American



Response	6	8	10	12	Total	
No	98.5	98.6	99.6	98.6	98.8	
Yes	1.5	1.4	0.4	1.4	1.2	
N of Valid	873	909	906	653	3341	
N of Miss	0	0	0	0	0	

Table 5: What is your race? Asian



Response	6	8	10	12	Total	
No	98.7	99.3	98.5	98.2	98.7	
Yes	1.3	0.7	1.5	1.8	1.3	
N of Valid	873	909	906	653	3341	
N of Miss	0	0	0	0	0	

Table 6: What is your race? American Indian



Response	6	8	10	12	Total	
No	88.3	93.4	94.0	96.5	92.8	
Yes	11.7	6.6	6.0	3.5	7.2	
N of Valid	873	909	906	653	3341	
N of Miss	0	0	0	0	0	

Table 7: What is your race? Alaska Native



Response	6	8	10	12	Total	
No	99.4	99.9	99.9	100.0	99.8	
Yes	0.6	0.1	0.1	0.0	0.2	
N of Valid	873	909	906	653	3341	
N of Miss	0	0	0	0	0	

Table 8: What is your race? White



Response	6	8	10	12	Total	
No	10.8	7.4	4.0	5.2	6.9	
Yes	89.2	92.6	96.0	94.8	93.1	
N of Valid	873	909	906	653	3341	
N of Miss	0	0	0	0	0	

Table 9: What is your race? Native Hawaiian or Other Pacific Islander



Response	6	8	10	12	Total	
No	99.3	99.0	99.7	99.5	99.4	
Yes	0.7	1.0	0.3	0.5	0.6	
N of Valid	873	909	906	653	3341	
N of Miss	0	0	0	0	0	

Table 10: What is your race? Other



Response	6	8	10	12	Total	
No	94.2	94.6	97.6	97.2	95.8	
Yes	5.8	5.4	2.4	2.8	4.2	
N of Valid	873	909	906	653	3341	
N of Miss	0	0	0	0	0	

Table 11: What is the highest level of schooling completed by your mother or father?









Response	6	8	10	12	Total	
Completed grade school or less	1.6	1.7	0.9	0.9	1.3	
Some high school	2.2	4.5	10.6	11.0	6.9	
Completed high school	9.4	16.9	18.4	20.8	16.2	
Some college	10.7	12.5	19.4	22.2	15.9	
Completed college	27.5	29.8	29.8	27.1	28.7	
Graduate or professional school after college	8.3	11.2	10.2	9.8	9.9	
Don't know	37.3	21.3	9.5	6.4	19.1	
Does not apply	2.9	2.1	1.2	1.9	2.0	
N of Valid	815	889	893	645	3242	
N of Miss	58	20	13	8	99	

Table 12: Think of where you live most of the time. Which of the following people live there with you? Mother



Response	6	8	10	12	Total	
No	13.9	17.6	18.5	19.8	17.3	
Yes	86.1	82.4	81.5	80.2	82.7	
N of Valid	873	909	906	653	3341	
N of Miss	0	0	0	0	0	

Table 13: Think of where you live most of the time. Which of the following people live there with you? Stepmother



Response	6	8	10	12	Total	
No	93.0	92.4	91.6	93.3	92.5	
Yes	7.0	7.6	8.4	6.7	7.5	
N of Valid	873	909	906	653	3341	
N of Miss	0	0	0	0	0	

Table 14: Think of where you live most of the time. Which of the following people live there with you? Foster Mother



Response	6	8	10	12	Total	
No	99.4	99.3	99.8	99.7	99.6	
Yes	0.6	0.7	0.2	0.3	0.4	
N of Valid	873	909	906	653	3341	
N of Miss	0	0	0	0	0	

Table 15: Think of where you live most of the time. Which of the following people live there with you? Grandmother



Response	6	8	10	12	Total	
No	86.4	87.0	89.0	92.3	88.4	
Yes	13.6	13.0	11.0	7.7	11.6	
N of Valid	873	909	906	653	3341	
N of Miss	0	0	0	0	0	

Table 16: Think of where you live most of the time. Which of the following people live there with you? Aunt



Response	6	8	10	12	Total	
No	96.6	96.6	97.2	98.5	97.1	
Yes	3.4	3.4	2.8	1.5	2.9	
N of Valid	873	909	906	653	3341	
N of Miss	0	0	0	0	0	

Table 17: Think of where you live most of the time. Which of the following people live there with you? Father



Response	6	8	10	12	Total	
No	33.1	38.4	41.2	43.3	38.7	
Yes	66.9	61.6	58.8	56.7	61.3	
N of Valid	873	909	906	653	3341	
N of Miss	0	0	0	0	0	

Table 18: Think of where you live most of the time. Which of the following people live there with you? Stepfather



Response	6	8	10	12	Total	
No	83.7	81.7	82.6	82.8	82.7	
Yes	16.3	18.3	17.4	17.2	17.3	
N of Valid	873	909	906	653	3341	
N of Miss	0	0	0	0	0	

Table 19: Think of where you live most of the time. Which of the following people live there with you? Foster Father



Response	6	8	10	12	Total	
No	99.5	99.3	99.7	99.8	99.6	
Yes	0.5	0.7	0.3	0.2	0.4	
N of Valid	873	909	906	653	3341	
N of Miss	0	0	0	0	0	

Table 20: Think of where you live most of the time. Which of the following people live there with you? Grandfather



Response	6	8	10	12	Total	
No	90.0	91.5	92.9	95.3	92.2	
Yes	10.0	8.5	7.1	4.7	7.8	
N of Valid	873	909	906	653	3341	
N of Miss	0	0	0	0	0	

Table 21: Think of where you live most of the time. Which of the following people live there with you? Uncle



Response	6	8	10	12	Total	
No	96.7	96.4	97.2	98.6	97.1	
Yes	3.3	3.6	2.8	1.4	2.9	
N of Valid	873	909	906	653	3341	
N of Miss	0	0	0	0	0	

Table 22: Think of where you live most of the time. Which of the following people live there with you? Other Adults

Response	6	8	10	12	Total	
No	99.0	97.9	97.2	94.6	97.4	
Yes	1.0	2.1	2.8	5.4	2.6	
N of Valid	873	909	906	653	3341	
N of Miss	0	0	0	0	0	

Table 23: Think of where you live most of the time. Which of the following people live there with you? Brother(s)

Response	6	8	10	12	Total	
No	52.1	53.4	57.7	65.5	56.6	
Yes	47.9	46.6	42.3	34.5	43.4	
N of Valid	873	909	906	653	3341	
N of Miss	0	0	0	0	0	

Table 24: Think of where you live most of the time. Which of the following people live there with you? Stepbrother(s)

Response	6	8	10	12	Total	
No	93.4	94.1	95.6	95.3	94.5	
Yes	6.6	5.9	4.4	4.7	5.5	
N of Valid	873	909	906	653	3341	
N of Miss	0	0	0	0	0	

Table 25: Think of where you live most of the time. Which of the following people live there with you? Sister(s)

Response	6	8	10	12	Total	
No	56.1	56.5	63.5	67.5	60.5	
Yes	43.9	43.5	36.5	32.5	39.5	
N of Valid	873	909	906	653	3341	
N of Miss	0	0	0	0	0	

Table 26: Think of where you live most of the time. Which of the following people live there with you? Stepsister(s)

Response	6	8	10	12	Total	
No	93.9	92.4	95.9	96.5	94.6	
Yes	6.1	7.6	4.1	3.5	5.4	
N of Valid	873	909	906	653	3341	
N of Miss	0	0	0	0	0	

Table 27: Think of where you live most of the time. Which of the following people live there with you? Other Children

Response	6	8	10	12	Total	
No	96.0	95.9	95.0	96.5	95.8	
Yes	4.0	4.1	5.0	3.5	4.2	
N of Valid	873	909	906	653	3341	
N of Miss	0	0	0	0	0	

Table 28: In my school, students have lots of chances to help decide things like class activities and rules.

Response	6	8	10	12	Total	
NO!	8.9	9.3	11.9	11.4	10.3	
no	38.7	36.6	32.3	30.6	34.8	
yes	44.7	47.2	46.2	46.0	46.0	
YES!	7.7	6.9	9.6	12.0	8.9	
N of Valid	845	895	898	648	3286	
N of Miss	28	14	8	5	55	

Table 29: Teachers ask me to work on special classroom projects.

Response	6	8	10	12	Total	
NO!	9.2	7.3	9.4	9.0	8.7	
no	35.9	42.0	39.3	35.2	38.3	
yes	42.4	43.6	44.7	48.1	44.5	
YES!	12.6	7.1	6.7	7.7	8.5	
N of Valid	850	890	898	648	3286	
N of Miss	23	19	8	5	55	

Table 30: My teacher(s) notices when I am doing a good job and lets me know about it.

Response	6	8	10	12	Total	
NO!	4.8	7.1	7.4	7.0	6.6	
no	16.5	26.4	23.5	23.0	22.4	
yes	50.8	50.3	55.4	54.3	52.6	
YES!	27.8	16.3	13.7	15.7	18.5	
N of Valid	848	891	896	644	3279	
N of Miss	25	18	10	9	62	

Table 31: There are lots of chances for students in my school to get involved in sports, clubs, and other school activities outside of class.

Response	6	8	10	12	Total	
NO!	2.7	0.6	1.4	1.7	1.6	
no	12.0	4.1	4.2	6.2	6.6	
yes	44.2	35.5	36.6	42.5	39.4	
YES!	41.1	59.8	57.8	49.6	52.4	
N of Valid	858	899	902	645	3304	
N of Miss	15	10	4	8	37	

Table 32: There are lots of chances for students in my school to talk with a teacher one-on-one.

Response	6	8	10	12	Total	
NO!	3.4	4.8	4.0	3.9	4.0	
no	15.3	19.4	16.4	19.2	17.5	
yes	47.7	46.4	55.4	50.2	49.9	
YES!	33.6	29.3	24.2	26.8	28.5	
N of Valid	851	890	899	646	3286	
N of Miss	22	19	7	7	55	

Table 33: I feel safe at my school.





Response	6	8	10	12	Total	
NO!	3.4	4.5	5.0	6.2	4.7	
no	8.4	11.1	11.3	13.0	10.8	
yes	37.9	51.4	55.5	52.6	49.2	
YES!	50.3	33.0	28.1	28.2	35.2	
N of Valid	858	889	899	646	3292	
N of Miss	15	20	7	7	49	

Table 34: The school lets my parents know when I have done something well.





Response	6	8	10	12	Total	
NO!	10.7	18.1	24.8	22.1	18.8	
no	33.3	47.6	44.2	47.4	42.9	
yes	41.8	27.9	24.8	25.5	30.2	
YES!	14.1	6.4	6.2	5.0	8.1	
N of Valid	849	890	896	642	3277	
N of Miss	24	19	10	11	64	

Table 35: My teachers praise me when I work hard in school.





Response	6	8	10	12	Total	
NO!	10.7	15.6	16.7	12.5	14.0	
no	36.4	42.7	40.9	39.7	40.0	
yes	41.3	34.5	37.5	41.0	38.3	
YES!	11.6	7.2	4.9	6.7	7.6	
N of Valid	826	878	894	639	3237	
N of Miss	47	31	12	14	104	

Table 36: Are your school grades better than the grades of most students in your class?

Response	6	8	10	12	Total
NO!	7.2	9.2	7.1	6.5	7.6
no	31.3	30.9	29.6	28.3	30.1
yes	43.8	42.8	47.4	46.9	45.2
YES!	17.7	17.1	15.8	18.3	17.1
N of Valid	835	873	896	644	3248
N of Miss	38	36	10	9	93

Table 37: I have lots of chances to be part of class discussions or activities.

Response	6	8	10	12	Total
NO!	4.1	2.6	2.9	3.0	3.1
no	13.2	14.0	12.9	15.3	13.7
yes	49.0	55.6	63.4	60.4	57.0
YES!	33.6	27.8	20.9	21.3	26.2
N of Valid	853	895	901	642	3291
N of Miss	20	14	5	11	50

Table 38: Now thinking back over the past year in school, how often did you: enjoy being in school?

Response	6	8	10	12	Total
Never	4.3	7.8	9.2	10.6	7.8
Seldom	10.7	13.6	20.9	18.9	15.9
Sometimes	29.7	37.5	37.3	40.2	35.9
Often	28.0	27.2	25.1	24.6	26.3
Almost always	27.2	13.9	7.4	5.7	14.0
N of Valid	856	895	903	634	3288
N of Miss	17	14	3	19	53

Table 39: Now thinking back over the past year in school, how often did you: hate being in school?






Response	6	8	10	12	Total	
Never	15.2	6.5	3.2	2.4	7.0	
Seldom	38.4	29.1	20.6	18.8	27.2	
Sometimes	25.9	32.7	35.3	38.5	32.8	
Often	13.5	19.8	26.2	25.3	21.0	
Almost always	7.1	12.0	14.6	15.0	12.0	
N of Valid	850	894	903	633	3280	
N of Miss	23	15	3	20	61	

Table 40: Now thinking back over the past year in school, how often did you: try to do your best work in school?






Response	6	8	10	12	Total	
Never	0.4	0.3	0.6	0.3	0.4	
Seldom	0.7	1.7	2.8	3.8	2.2	
Sometimes	4.8	8.9	15.8	20.9	12.1	
Often	19.2	29.1	35.9	41.3	30.8	
Almost always	75.0	60.0	45.0	33.7	54.6	
N of Valid	839	884	895	632	3250	
N of Miss	34	25	11	21	91	

Table 41: How often do you feel that the school work you are assigned is meaningful and important?






Response	6	8	10	12	Total	
Never	5.0	6.4	8.6	9.6	7.2	
Seldom	10.6	21.3	28.6	34.4	23.1	
Sometimes	24.2	32.8	38.3	36.1	32.7	
Often	32.8	26.2	18.1	16.4	23.8	
Almost always	27.4	13.2	6.5	3.5	13.1	
N of Valid	847	892	899	634	3272	
N of Miss	26	17	7	19	69	

Table 42: Putting them all together, what were your grades like last year?

Response	6	8	10	12	Total
Mostly F's	0.9	0.8	0.8	0.2	0.7
Mostly D's	1.9	2.5	4.2	2.9	2.9
Mostly C's	8.2	17.3	19.3	21.1	16.3
Mostly B's	34.6	38.0	39.9	42.9	38.6
Mostly A's	54.5	41.4	35.9	33.0	41.5
N of Valid	809	868	887	622	3186
N of Miss	64	41	19	31	155

Table 43: How important do you think the things you are learning in school are going to be for your later life?

Response	6	8	10	12	Total
Very important	44.2	23.3	10.2	8.1	22.3
Quite important	29.2	22.9	20.1	15.9	22.4
Fairly important	18.4	32.1	34.3	35.2	29.7
Slightly important	6.6	18.6	27.0	32.5	20.4
Not at all important	1.5	3.1	8.4	8.3	5.1
N of Valid	859	894	901	630	3284
N of Miss	14	15	5	23	57

Table 44: Do your parents care about your skipping or cutting school?

Response	6	8	10	12	Total
Yes	96.7	96.5	94.8	88.7	94.6
No	3.3	3.5	5.2	11.3	5.4
N of Valid	856	892	901	631	3280
N of Miss	17	17	5	22	61

Table 45: During the LAST FOUR WEEKS how many whole days of school have you missed because you skipped or 'cut'?








Response	6	8	10	12	Total	
None	76.7	78.8	77.9	63.4	75.0	
1	9.7	8.2	10.8	14.5	10.5	
2	4.8	5.6	4.1	8.1	5.5	
3	4.1	3.8	3.0	6.2	4.1	
4-5	3.4	2.7	3.4	5.7	3.7	
6-10	0.9	0.8	0.4	1.3	0.8	
11 or more	0.5	0.2	0.3	0.8	0.4	
N of Valid	857	895	901	629	3282	
N of Miss	16	14	5	24	59	

Table 46: What are the chances you would be seen as cool if you: smoked cigarettes?






Response	6	8	10	12	Total	
No or very little chance	90.4	75.7	64.7	54.6	72.4	
Little chance	6.9	13.1	18.3	24.2	15.1	
Some chance	1.3	6.7	11.0	11.5	7.4	
Pretty good chance	1.1	2.7	3.6	6.4	3.2	
Very good chance	0.4	1.8	2.5	3.3	1.9	
N of Valid	841	892	892	628	3253	
N of Miss	32	17	14	25	88	

Table 47: What are the chances you would be seen as cool if you: worked hard at school?






Response	6	8	10	12	Total	
No or very little chance	4.6	9.6	11.5	14.2	9.7	
Little chance	8.6	13.7	19.2	21.5	15.4	
Some chance	15.2	25.0	29.5	28.8	24.4	
Pretty good chance	27.9	26.6	22.8	22.3	25.1	
Very good chance	43.8	25.1	17.0	13.2	25.5	
N of Valid	850	892	895	628	3265	
N of Miss	23	17	11	25	76	

Table 48: What are the chances you would be seen as cool if you: began drinking alcoholic beverages regularly, that is, at least once or twice a month?

Response	6	8	10	12	Total	
No or very little chance	88.0	71.7	49.6	39.2	63.6	
Little chance	7.9	13.4	17.1	19.7	14.2	
Some chance	1.9	7.8	15.6	17.5	10.3	
Pretty good chance	1.4	5.0	13.2	15.9	8.4	
Very good chance	0.7	2.0	4.6	7.6	3.5	
N of Valid	845	894	896	628	3263	
N of Miss	28	15	10	25	78	

Table 49: What are the chances you would be seen as cool if you: defended someone who was being bullied?

Response	6	8	10	12	Total	
No or very little chance	5.0	7.1	8.8	9.7	7.5	
Little chance	6.4	10.2	11.6	11.5	9.9	
Some chance	14.1	19.9	28.3	28.1	22.3	
Pretty good chance	24.5	28.8	26.4	28.3	26.9	
Very good chance	50.0	34.0	24.9	22.4	33.4	
N of Valid	842	891	895	626	3254	
N of Miss	31	18	11	27	87	

Table 50: What are the chances you would be seen as cool if you: smoked marijuana?

Response	6	8	10	12	Total	
No or very little chance	91.6	74.0	50.9	45.1	66.7	
Little chance	4.6	9.8	17.0	16.1	11.6	
Some chance	2.2	7.0	11.9	15.8	8.8	
Pretty good chance	0.6	4.6	10.0	12.9	6.6	
Very good chance	0.9	4.5	10.2	10.2	6.2	
N of Valid	846	894	896	628	3264	
N of Miss	27	15	10	25	77	

Table 51: What are the chances you would be seen as cool if you: carried a handgun?






Response	6	8	10	12	Total	
No or very little chance	82.3	74.5	74.6	68.7	75.4	
Little chance	9.9	11.0	12.3	17.1	12.3	
Some chance	3.9	6.3	6.1	7.5	5.9	
Pretty good chance	2.3	3.7	3.6	3.5	3.3	
Very good chance	1.7	4.5	3.4	3.2	3.2	
N of Valid	840	889	891	627	3247	
N of Miss	33	20	15	26	94	

Table 52: What are the chances you would be seen as cool if you: used e-cigarettes, e-cigars or e-hookahs?






Response	6	8	10	12	Total	
No or very little chance	90.1	71.3	55.8	45.8	67.0	
Little chance	5.9	10.7	15.0	18.3	12.1	
Some chance	1.5	7.0	11.5	13.4	8.0	
Pretty good chance	1.3	5.7	9.0	12.9	6.9	
Very good chance	1.1	5.3	8.7	9.7	6.0	
N of Valid	842	888	896	629	3255	
N of Miss	31	21	10	24	86	

Table 53: What are the chances you would be seen as cool if you: bullied someone or cyber bullied someone?






Response	6	8	10	12	Total	
No or very little chance	86.5	81.4	76.3	75.1	80.1	
Little chance	8.3	11.1	13.9	15.5	12.0	
Some chance	2.5	4.3	5.6	6.1	4.5	
Pretty good chance	1.3	2.0	2.7	1.4	1.9	
Very good chance	1.4	1.2	1.6	1.9	1.5	
N of Valid	847	894	898	627	3266	
N of Miss	26	15	8	26	75	

Table 54: Think of your four best friends (the friends you feel closest to). In the past year (12 months), how many of your best friends have: participated in clubs, organizations or activities at school?






Response	6	8	10	12	Total	
0	13.6	6.3	7.2	10.4	9.2	
1	12.6	7.8	10.8	10.2	10.4	
2	17.8	15.0	16.6	16.7	16.5	
3	17.6	19.5	16.5	13.0	17.0	
4	38.3	51.4	48.8	49.7	46.9	
N of Valid	846	887	895	616	3244	
N of Miss	27	22	11	37	97	

Table 55: Think of your four best friends (the friends you feel closest to). In the past year (12 months), how many of your best friends have: smoked cigarettes?






Response	6	8	10	12	Total	
0	93.9	79.0	60.9	48.5	72.1	
1	4.2	12.5	17.6	19.9	13.2	
2	1.2	4.2	11.6	13.4	7.2	
3	0.5	2.1	3.0	6.8	2.8	
4	0.2	2.1	6.9	11.3	4.7	
N of Valid	849	886	897	618	3250	
N of Miss	24	23	9	35	91	

Table 56: Think of your four best friends (the friends you feel closest to). In the past year (12 months), how many of your best friends have: tried beer, wine or hard liquor (for example, vodka, whiskey, or gin) when their parents didn't know about it?






Response	6	8	10	12	Total	
0	88.8	67.9	43.1	30.8	59.5	
1	6.9	14.0	19.5	13.2	13.5	
2	2.5	8.2	13.5	17.1	9.9	
3	1.1	4.5	8.6	10.8	5.9	
4	0.8	5.4	15.3	28.2	11.3	
N of Valid	855	887	894	621	3257	
N of Miss	18	22	12	32	84	

Table 57: Think of your four best friends (the friends you feel closest to). In the past year (12 months), how many of your best friends have: used e-cigarettes, e-cigars, or e-hookahs?






Response	6	8	10	12	Total	
0	94.6	78.0	59.4	50.7	72.0	
1	3.6	10.9	14.9	14.8	10.8	
2	1.1	3.8	9.6	11.4	6.1	
3	0.1	3.0	6.6	7.9	4.2	
4	0.6	4.3	9.5	15.1	6.8	
N of Valid	853	889	894	621	3257	
N of Miss	20	20	12	32	84	

Table 58: Think of your four best friends (the friends you feel closest to). In the past year (12 months), how many of your best friends have: used marijuana?






Response	6	8	10	12	Total	
0	97.2	84.3	63.2	53.5	76.0	
1	1.8	7.4	14.9	14.7	9.4	
2	0.7	3.6	8.4	12.1	5.8	
3	0.2	1.5	5.3	6.6	3.2	
4	0.1	3.2	8.2	13.1	5.6	
N of Valid	846	887	892	619	3244	
N of Miss	27	22	14	34	97	

Table 59: Think of your four best friends (the friends you feel closest to). In the past year (12 months), how many of your best friends have: used prescription drugs or non-prescription drugs for the purpose of getting high?






Response	6	8	10	12	Total	
0	97.8	91.1	82.5	77.3	87.9	
1	1.4	4.9	7.4	10.5	5.7	
2	0.5	1.6	5.4	5.2	3.0	
3	0.1	0.9	1.5	2.3	1.1	
4	0.2	1.5	3.3	4.8	2.3	
N of Valid	856	889	891	621	3257	
N of Miss	17	20	15	32	84	

Table 60: Think of your four best friends (the friends you feel closest to). In the past year (12 months), how many of your best friends have: used synthetic marijuana (K2, spice) or bath salts?






Response	6	8	10	12	Total	
0	98.6	95.4	93.8	91.1	95.0	
1	1.3	2.4	3.5	3.9	2.7	
2	0.1	1.1	1.1	1.4	0.9	
3	0.0	0.2	0.6	1.1	0.4	
4	0.0	0.9	1.0	2.4	1.0	
N of Valid	849	887	894	621	3251	
N of Miss	24	22	12	32	90	

Table 61: Think of your four best friends (the friends you feel closest to). In the past year (12 months), how many of your best friends have: used LSD, cocaine, amphetamines, or other illegal drugs?






Response	6	8	10	12	Total	
0	98.7	95.8	91.0	88.5	93.9	
1	0.6	2.0	5.0	5.6	3.2	
2	0.4	0.8	1.8	2.1	1.2	
3	0.1	0.2	0.7	1.0	0.5	
4	0.2	1.1	1.5	2.7	1.3	
N of Valid	852	882	893	620	3247	
N of Miss	21	27	13	33	94	

Table 62: Think of your four best friends (the friends you feel closest to). In the past year (12 months), how many of your best friends have: been bullied?






Response	6	8	10	12	Total	
0	32.5	37.6	51.8	61.6	44.8	
1	29.6	25.8	19.6	17.6	23.5	
2	16.7	18.2	14.1	11.0	15.3	
3	6.1	5.7	5.1	4.2	5.4	
4	15.1	12.8	9.4	5.6	11.1	
N of Valid	846	884	894	620	3244	
N of Miss	27	25	12	33	97	

Table 63: Think of your four best friends (the friends you feel closest to). In the past year (12 months), how many of your best friends have: been suspended from school?






Response	6	8	10	12	Total	
0	76.0	69.1	71.8	79.8	73.7	
1	14.9	17.4	17.4	10.3	15.4	
2	5.4	6.6	6.0	5.5	5.9	
3	1.4	2.7	2.7	1.9	2.2	
4	2.2	4.2	2.1	2.4	2.8	
N of Valid	850	889	893	619	3251	
N of Miss	23	20	13	34	90	

Table 64: Think of your four best friends (the friends you feel closest to). In the past year (12 months), how many of your best friends have: carried a handgun?






Response	6	8	10	12	Total	
0	95.4	95.8	94.5	91.8	94.6	
1	2.5	2.0	2.3	2.3	2.3	
2	1.4	0.9	1.5	2.3	1.4	
3	0.4	0.3	0.4	1.3	0.6	
4	0.4	0.9	1.2	2.4	1.1	
N of Valid	852	883	895	619	3249	
N of Miss	21	26	11	34	92	

Table 65: Think of your four best friends (the friends you feel closest to). In the past year (12 months), how many of your best friends have: sold illegal drugs?






Response	6	8	10	12	Total	
0	98.1	95.5	88.9	83.3	92.0	
1	1.5	2.5	6.3	8.4	4.4	
2	0.0	1.1	1.8	3.9	1.5	
3	0.1	0.1	0.8	1.8	0.6	
4	0.2	0.8	2.2	2.6	1.4	
N of Valid	846	880	892	618	3236	
N of Miss	27	29	14	35	105	

Table 66: Think of your four best friends (the friends you feel closest to). In the past year (12 months), how many of your best friends have: regularly attended religious services?






Response	6	8	10	12	Total	
0	24.5	16.3	18.7	27.2	21.2	
1	12.5	14.0	17.4	18.6	15.5	
2	13.8	17.1	23.5	23.0	19.2	
3	15.9	20.0	17.5	17.5	17.8	
4	33.3	32.5	22.8	13.8	26.4	
N of Valid	829	870	889	618	3206	
N of Miss	44	39	17	35	135	

Table 67: Think of your four best friends (the friends you feel closest to). In the past year (12 months), how many of your best friends have: stolen or tried to steal a motor vehicle such as a car or motorcycle?






Response	6	8	10	12	Total	
0	98.6	97.0	97.1	94.5	97.0	
1	1.2	1.9	1.8	3.6	2.0	
2	0.1	0.3	0.7	1.0	0.5	
3	0.0	0.3	0.1	0.2	0.2	
4	0.1	0.5	0.3	0.8	0.4	
N of Valid	849	887	895	619	3250	
N of Miss	24	22	11	34	91	

Table 68: Think of your four best friends (the friends you feel closest to). In the past year (12 months), how many of your best friends have: been arrested?






Response	6	8	10	12	Total	
0	97.2	90.5	85.9	86.1	90.2	
1	1.9	7.2	8.0	10.0	6.6	
2	0.5	0.8	3.9	1.9	1.8	
3	0.2	0.5	1.1	0.8	0.6	
4	0.2	1.0	1.0	1.1	0.8	
N of Valid	852	885	896	619	3252	
N of Miss	21	24	10	34	89	

Table 69: Think of your four best friends (the friends you feel closest to). In the past year (12 months), how many of your best friends have: dropped out of school?






Response	6	8	10	12	Total	
0	95.6	97.0	92.7	89.4	94.0	
1	3.8	1.8	6.1	6.1	4.3	
2	0.6	0.3	0.4	2.4	0.8	
3	0.0	0.1	0.4	0.6	0.3	
4	0.0	0.8	0.2	1.5	0.6	
N of Valid	848	886	896	620	3250	
N of Miss	25	23	10	33	91	

Table 70: Think of your four best friends (the friends you feel closest to). In the past year (12 months), how many of your best friends have: been members of a gang?






Response	6	8	10	12	Total	
0	94.7	96.0	95.4	96.3	95.6	
1	3.1	1.7	1.8	1.8	2.1	
2	0.6	0.5	0.9	0.8	0.7	
3	0.6	0.5	0.4	0.6	0.5	
4	1.1	1.4	1.5	0.5	1.1	
N of Valid	851	884	892	620	3247	
N of Miss	22	25	14	33	94	

Table 71: How old were you when you first: smoked marijuana?










Response	6	8	10	12	Total	
Never	99.4	93.1	79.6	66.1	85.9	
10 or younger	0.4	0.7	1.5	1.6	1.0	
11	0.2	0.9	0.8	1.3	0.8	
12	0.0	2.0	3.1	2.7	1.9	
13	0.0	2.8	3.9	4.7	2.7	
14	0.0	0.5	6.4	5.3	2.9	
15	0.0	0.0	4.2	6.6	2.4	
16	0.0	0.0	0.6	6.5	1.4	
17 or older	0.0	0.0	0.0	5.2	1.0	
N of Valid	844	886	891	620	3241	
N of Miss	29	23	15	33	100	

Table 72: How old were you when you first: smoked a cigarette, even just a puff?










Response	6	8	10	12	Total	
Never	93.1	81.3	67.0	55.6	75.6	
10 or younger	4.5	6.7	7.2	8.4	6.6	
11	1.8	3.0	3.4	4.0	3.0	
12	0.7	4.6	5.6	4.2	3.8	
13	0.0	3.7	5.1	4.4	3.2	
14	0.0	0.6	6.0	5.5	2.8	
15	0.0	0.0	5.4	4.8	2.4	
16	0.0	0.0	0.3	5.8	1.2	
17 or older	0.0	0.0	0.0	7.3	1.4	
N of Valid	849	889	889	620	3247	
N of Miss	24	20	17	33	94	

Table 73: How old were you when you first: had more than a sip or two of beer, wine or hard liquor (for example, vodka, whiskey, or gin)?










Response	6	8	10	12	Total	
Never	84.0	68.9	49.8	38.1	61.7	
10 or younger	10.7	10.4	6.4	5.3	8.4	
11	3.8	4.7	4.5	3.9	4.2	
12	1.4	6.1	4.6	5.3	4.3	
13	0.1	7.3	10.0	6.8	6.1	
14	0.0	2.5	10.8	8.2	5.2	
15	0.0	0.1	12.4	10.2	5.4	
16	0.0	0.0	1.5	11.3	2.6	
17 or older	0.0	0.0	0.1	11.0	2.1	
N of Valid	849	890	892	620	3251	
N of Miss	24	19	14	33	90	

Table 74: How old were you when you first: began drinking alcoholic beverages regularly, that is, at least once or twice a month?










Response	6	8	10	12	Total	
Never	98.5	94.9	82.8	70.5	87.9	
10 or younger	0.5	0.5	0.3	0.5	0.4	
11	0.7	0.3	0.3	1.0	0.6	
12	0.2	1.5	1.0	1.1	1.0	
13	0.0	2.1	2.0	1.6	1.4	
14	0.1	0.6	4.8	3.5	2.2	
15	0.0	0.1	6.8	4.0	2.7	
16	0.0	0.0	1.6	9.2	2.2	
17 or older	0.0	0.0	0.3	8.5	1.7	
N of Valid	853	888	893	621	3255	
N of Miss	20	21	13	32	86	

Table 75: How old were you when you first: used Daztrex?


Response	6	8	10	12	Total	
Never	100.0	100.0	100.0	100.0	100.0	
10 or younger	0.0	0.0	0.0	0.0	0.0	
11	0.0	0.0	0.0	0.0	0.0	
12	0.0	0.0	0.0	0.0	0.0	
13	0.0	0.0	0.0	0.0	0.0	
14	0.0	0.0	0.0	0.0	0.0	
15	0.0	0.0	0.0	0.0	0.0	
16	0.0	0.0	0.0	0.0	0.0	
17 or older	0.0	0.0	0.0	0.0	0.0	
N of Valid	824	875	892	617	3208	
N of Miss	49	34	14	36	133	

Table 76: How old were you when you first: got suspended from school?

Response	6	8	10	12	Total	
Never	89.4	81.2	79.5	79.4	82.6	
10 or younger	7.7	7.0	5.1	6.1	6.5	
11	2.1	3.7	3.0	1.8	2.7	
12	0.5	4.2	2.7	3.1	2.6	
13	0.2	3.4	3.7	1.9	2.4	
14	0.0	0.6	3.3	1.9	1.4	
15	0.0	0.0	2.6	2.1	1.1	
16	0.0	0.0	0.1	1.9	0.4	
17 or older	0.0	0.0	0.0	1.6	0.3	
N of Valid	853	890	898	618	3259	
N of Miss	20	19	8	35	82	

Table 77: How old were you when you first: got arrested?

Response	6	8	10	12	Total	
Never	99.3	98.1	92.6	94.5	96.2	
10 or younger	0.5	0.2	0.4	0.5	0.4	
11	0.0	0.3	0.3	0.0	0.2	
12	0.0	0.3	0.9	0.8	0.5	
13	0.1	0.8	1.2	0.6	0.7	
14	0.1	0.2	1.4	0.8	0.6	
15	0.0	0.0	2.3	0.5	0.7	
16	0.0	0.0	0.4	1.0	0.3	
17 or older	0.0	0.0	0.2	1.3	0.3	
N of Valid	853	890	897	617	3257	
N of Miss	20	19	9	36	84	

Table 78: How old were you when you first: carried a handgun?










Response	6	8	10	12	Total	
Never	95.4	94.7	93.5	92.6	94.1	
10 or younger	2.2	1.6	1.9	2.7	2.1	
11	2.0	0.8	0.7	0.3	1.0	
12	0.2	0.7	0.3	1.0	0.5	
13	0.0	1.4	1.0	0.2	0.7	
14	0.1	0.9	1.3	0.8	0.8	
15	0.0	0.0	1.0	0.5	0.4	
16	0.0	0.0	0.2	1.0	0.2	
17 or older	0.0	0.0	0.0	1.0	0.2	
N of Valid	849	887	891	619	3246	
N of Miss	24	22	15	34	95	

Table 79: How old were you when you first: used e-cigarettes, e-cigars, or e-hookahs?










Response	6	8	10	12	Total	
Never	96.6	86.2	74.5	69.5	82.5	
10 or younger	1.2	1.3	0.2	0.2	0.8	
11	1.5	1.8	0.7	0.2	1.1	
12	0.7	3.6	1.0	1.0	1.6	
13	0.0	5.4	4.4	1.5	3.0	
14	0.0	1.7	8.7	2.9	3.4	
15	0.0	0.0	8.8	5.2	3.4	
16	0.0	0.0	1.6	11.3	2.6	
17 or older	0.0	0.0	0.1	8.4	1.6	
N of Valid	850	889	895	619	3253	
N of Miss	23	20	11	34	88	

Table 80: How old were you when you first: belonged to a gang?










Response	6	8	10	12	Total	
Never	97.1	97.0	97.3	97.7	97.2	
10 or younger	0.9	0.5	0.6	1.0	0.7	
11	1.2	0.5	0.2	0.0	0.5	
12	0.6	0.5	0.0	0.2	0.3	
13	0.1	1.1	0.8	0.0	0.6	
14	0.1	0.6	0.3	0.3	0.3	
15	0.0	0.0	0.6	0.2	0.2	
16	0.0	0.0	0.2	0.3	0.1	
17 or older	0.0	0.0	0.0	0.3	0.1	
N of Valid	855	886	896	619	3256	
N of Miss	18	23	10	34	85	

Table 81: How old were you when you first: used prescription drugs not prescribed to you?










Response	6	8	10	12	Total	
Never	97.4	95.8	89.0	86.3	92.5	
10 or younger	0.8	1.1	1.2	0.6	1.0	
11	1.2	0.2	0.6	0.8	0.7	
12	0.6	1.0	1.1	0.8	0.9	
13	0.0	1.0	2.2	1.9	1.3	
14	0.0	0.7	2.6	1.0	1.1	
15	0.0	0.0	2.7	2.4	1.2	
16	0.0	0.1	0.7	3.5	0.9	
17 or older	0.0	0.0	0.0	2.6	0.5	
N of Valid	851	890	896	620	3257	
N of Miss	22	19	10	33	84	

Table 82: How wrong do you think it is for someone your age to: take a handgun to school?





Response	6	8	10	12	Total	
Very wrong	90.1	86.8	87.0	83.1	87.0	
Wrong	7.9	10.1	9.9	11.4	9.7	
A little bit wrong	1.7	2.2	2.8	3.9	2.6	
Not at all wrong	0.2	0.9	0.3	1.6	0.7	
N of Valid	859	892	900	621	3272	
N of Miss	14	17	6	32	69	

Table 83: How wrong do you think it is for someone your age to: steal anything?





Response	6	8	10	12	Total	
Very wrong	75.9	70.9	66.1	72.9	71.3	
Wrong	19.8	24.9	27.7	22.2	23.8	
A little bit wrong	4.0	3.9	5.1	4.3	4.3	
Not at all wrong	0.3	0.3	1.1	0.5	0.6	
N of Valid	859	889	900	621	3269	
N of Miss	14	20	6	32	72	

Table 84: How wrong do you think it is for someone your age to: pick a fight with someone?





Response	6	8	10	12	Total	
Very wrong	57.0	47.4	39.4	43.4	46.9	
Wrong	30.4	32.0	34.6	34.0	32.7	
A little bit wrong	10.0	17.8	22.1	20.1	17.4	
Not at all wrong	2.6	2.9	3.9	2.6	3.0	
N of Valid	852	876	894	618	3240	
N of Miss	21	33	12	35	101	

Table 85: How wrong do you think it is for someone your age to: attack someone with the idea of seriously hurting them?

Response	6	8	10	12	Total	
Very wrong	90.2	81.3	75.0	73.1	80.4	
Wrong	7.3	15.6	18.2	19.4	14.9	
A little bit wrong	1.4	2.6	5.2	6.5	3.7	
Not at all wrong	1.0	0.4	1.6	1.1	1.0	
N of Valid	860	889	896	620	3265	
N of Miss	13	20	10	33	76	

Table 86: How wrong do you think it is for someone your age to: stay away from school all day when their parents think they are at school?

Response	6	8	10	12	Total	
Very wrong	83.4	66.7	50.3	43.4	62.2	
Wrong	13.0	24.1	32.6	31.9	25.0	
A little bit wrong	3.0	8.2	14.5	21.8	11.1	
Not at all wrong	0.6	1.0	2.6	2.9	1.7	
N of Valid	861	892	898	620	3271	
N of Miss	12	17	8	33	70	

Table 87: How wrong do you think it is for someone your age to: drink beer, wine or hard liquor (for example, vodka, whiskey, or gin) regularly?

Response	6	8	10	12	Total	
Very wrong	92.5	70.8	48.6	39.8	64.5	
Wrong	5.2	17.8	22.6	21.5	16.5	
A little bit wrong	1.7	8.8	20.0	25.8	13.3	
Not at all wrong	0.5	2.7	8.8	12.9	5.7	
N of Valid	859	889	899	620	3267	
N of Miss	14	20	7	33	74	

Table 88: How wrong do you think it is for someone your age to: smoke cigarettes?





Response	6	8	10	12	Total	
Very wrong	92.2	76.7	57.8	45.2	69.6	
Wrong	5.6	15.9	22.6	21.3	16.1	
A little bit wrong	1.8	6.2	13.8	19.4	9.6	
Not at all wrong	0.5	1.2	5.8	14.2	4.7	
N of Valid	856	889	901	620	3266	
N of Miss	17	20	5	33	75	

Table 89: How wrong do you think it is for someone your age to: smoke marijuana?





Response	6	8	10	12	Total	
Very wrong	94.7	80.0	57.0	49.0	71.6	
Wrong	3.4	9.6	17.1	17.6	11.5	
A little bit wrong	1.2	5.6	12.6	16.1	8.4	
Not at all wrong	0.7	4.8	13.3	17.4	8.5	
N of Valid	854	890	900	621	3265	
N of Miss	19	19	6	32	76	

Table 90: How wrong do you think it is for someone your age to: use prescription drugs or non-prescription drugs for the purpose of getting high?





Response	6	8	10	12	Total	
Very wrong	95.5	88.7	82.1	77.5	86.6	
Wrong	3.6	8.7	11.7	15.5	9.5	
A little bit wrong	0.6	1.6	3.9	5.2	2.6	
Not at all wrong	0.3	1.0	2.3	1.8	1.3	
N of Valid	858	887	900	619	3264	
N of Miss	15	22	6	34	77	

Table 91: How wrong do you think it is for someone your age to: use synthetic marijuana (K2, spice) or bath salts?





Response	6	8	10	12	Total	
Very wrong	95.7	91.1	86.0	83.7	89.5	
Wrong	3.6	6.5	11.1	12.6	8.2	
A little bit wrong	0.5	1.1	1.4	2.1	1.2	
Not at all wrong	0.2	1.2	1.4	1.6	1.1	
N of Valid	854	888	898	621	3261	
N of Miss	19	21	8	32	80	

Table 92: How wrong do you think it is for someone your age to: use LSD, cocaine, amphetamines or another illegal drug?





Response	6	8	10	12	Total	
Very wrong	97.0	93.1	87.4	87.7	91.5	
Wrong	2.8	5.3	9.8	7.7	6.3	
A little bit wrong	0.1	0.6	1.7	2.7	1.2	
Not at all wrong	0.1	1.0	1.1	1.8	1.0	
N of Valid	858	888	897	620	3263	
N of Miss	15	21	9	33	78	

Table 93: How wrong do you think it is for someone your age to: use e-cigarettes, e-cigars or e-hookahs?





Response	6	8	10	12	Total	
Very wrong	90.4	70.7	51.0	42.4	65.1	
Wrong	7.1	12.8	15.7	15.3	12.6	
A little bit wrong	1.9	11.0	19.3	18.8	12.4	
Not at all wrong	0.6	5.4	14.1	23.5	10.0	
N of Valid	857	888	893	621	3259	
N of Miss	16	21	13	32	82	

Table 94: At school during the past 12 months, did you receive help from the resource teacher, speech therapist or other special education teacher?



Response	6	8	10	12	Total	
No	83.1	85.0	89.4	90.6	86.8	
Yes	16.9	15.0	10.6	9.4	13.2	
N of Valid	775	836	830	565	3006	
N of Miss	98	73	76	88	335	

Table 95: How many times in the past year (12 months) have you: been suspended from school?







Response	6	8	10	12	Total	
Never	93.6	89.4	90.9	95.0	92.0	
1 to 2 times	5.5	8.8	8.1	4.0	6.8	
3 to 5 times	0.5	1.2	0.6	0.6	0.7	
6 to 9 times	0.2	0.5	0.2	0.3	0.3	
10 to 19 times	0.1	0.1	0.1	0.0	0.1	
20 to 29 times	0.0	0.0	0.0	0.0	0.0	
30 to 39 times	0.0	0.0	0.0	0.0	0.0	
40+ times	0.1	0.0	0.1	0.0	0.1	
N of Valid	856	885	897	622	3260	
N of Miss	17	24	9	31	81	

Table 96: How many times in the past year (12 months) have you: carried a handgun?









Response	6	8	10	12	Total	
Never	95.9	94.5	93.2	93.5	94.3	
1 to 2 times	2.6	2.6	2.9	1.5	2.5	
3 to 5 times	0.5	1.2	1.3	1.0	1.0	
6 to 9 times	0.2	0.6	0.4	1.1	0.6	
10 to 19 times	0.2	0.3	0.4	0.8	0.4	
20 to 29 times	0.1	0.0	0.3	0.6	0.2	
30 to 39 times	0.1	0.0	0.2	0.0	0.1	
40+ times	0.4	0.8	1.1	1.5	0.9	
N of Valid	853	883	897	620	3253	
N of Miss	20	26	9	33	88	

Table 97: How many times in the past year (12 months) have you: sold illegal drugs?








Response	6	8	10	12	Total	
Never	99.9	99.2	95.6	93.5	97.3	
1 to 2 times	0.0	0.3	1.6	1.5	0.8	
3 to 5 times	0.0	0.1	1.1	2.3	0.8	
6 to 9 times	0.0	0.2	0.6	0.5	0.3	
10 to 19 times	0.0	0.0	0.1	0.6	0.2	
20 to 29 times	0.1	0.0	0.4	0.6	0.3	
30 to 39 times	0.0	0.0	0.0	0.0	0.0	
40+ times	0.0	0.1	0.6	1.0	0.4	
N of Valid	846	884	891	619	3240	
N of Miss	27	25	15	34	101	

Table 98: How many times in the past year (12 months) have you: stolen or tried to steal a motor vehicle such as a car or motorcycle?






Response	6	8	10	12	Total	
Never	99.3	98.8	99.2	98.6	99.0	
1 to 2 times	0.6	1.0	0.7	0.6	0.7	
3 to 5 times	0.1	0.2	0.0	0.3	0.2	
6 to 9 times	0.0	0.0	0.0	0.3	0.1	
10 to 19 times	0.0	0.0	0.0	0.0	0.0	
20 to 29 times	0.0	0.0	0.0	0.0	0.0	
30 to 39 times	0.0	0.0	0.0	0.0	0.0	
40+ times	0.0	0.0	0.1	0.2	0.1	
N of Valid	852	885	894	622	3253	
N of Miss	21	24	12	31	88	

Table 99: How many times in the past year (12 months) have you: participated in clubs, organizations or activities at school?









Response	6	8	10	12	Total	
Never	34.8	23.4	22.4	27.2	26.8	
1 to 2 times	26.8	19.6	13.7	10.5	18.1	
3 to 5 times	14.0	14.7	14.3	12.0	13.9	
6 to 9 times	5.3	9.0	8.9	8.4	7.9	
10 to 19 times	4.8	6.4	9.2	7.4	7.0	
20 to 29 times	3.1	3.6	7.0	6.6	5.0	
30 to 39 times	1.3	3.2	2.5	2.9	2.4	
40+ times	9.8	20.0	22.1	24.9	18.9	
N of Valid	847	884	892	618	3241	
N of Miss	26	25	14	35	100	

Table 100: How many times in the past year (12 months) have you: been arrested?








Response	6	8	10	12	Total	
Never	99.6	98.8	95.2	96.4	97.6	
1 to 2 times	0.2	1.0	4.7	2.1	2.0	
3 to 5 times	0.1	0.1	0.1	0.8	0.2	
6 to 9 times	0.0	0.1	0.0	0.2	0.1	
10 to 19 times	0.0	0.0	0.0	0.0	0.0	
20 to 29 times	0.0	0.0	0.0	0.2	0.0	
30 to 39 times	0.0	0.0	0.0	0.2	0.0	
40+ times	0.0	0.0	0.0	0.2	0.0	
N of Valid	855	884	895	616	3250	
N of Miss	18	25	11	37	91	

Table 101: How many times in the past year (12 months) have you: attacked someone with the idea of seriously hurting them?









Response	6	8	10	12	Total	
Never	94.5	92.2	92.2	94.2	93.2	
1 to 2 times	3.5	5.2	5.8	3.7	4.6	
3 to 5 times	0.9	1.2	0.9	1.3	1.1	
6 to 9 times	0.5	0.8	0.7	0.2	0.6	
10 to 19 times	0.4	0.1	0.3	0.2	0.2	
20 to 29 times	0.0	0.1	0.0	0.2	0.1	
30 to 39 times	0.1	0.0	0.0	0.2	0.1	
40+ times	0.1	0.3	0.1	0.2	0.2	
N of Valid	852	884	894	620	3250	
N of Miss	21	25	12	33	91	

Table 102: How many times in the past year (12 months) have you: been drunk or high at school?









Response	6	8	10	12	Total	
Never	99.1	96.4	91.9	88.5	94.3	
1 to 2 times	0.5	1.9	2.9	3.1	2.0	
3 to 5 times	0.2	0.8	1.4	2.7	1.2	
6 to 9 times	0.1	0.1	0.6	1.1	0.4	
10 to 19 times	0.0	0.0	1.6	1.3	0.7	
20 to 29 times	0.0	0.3	0.3	0.5	0.3	
30 to 39 times	0.0	0.1	0.2	0.2	0.1	
40+ times	0.1	0.3	1.1	2.6	0.9	
N of Valid	849	884	898	620	3251	
N of Miss	24	25	8	33	90	

Table 103: How many times in the past year (12 months) have you: taken a handgun to school?






Response	6	8	10	12	Total	
Never	100.0	99.5	100.0	98.7	99.6	
1 to 2 times	0.0	0.2	0.0	0.5	0.2	
3 to 5 times	0.0	0.0	0.0	0.3	0.1	
6 to 9 times	0.0	0.0	0.0	0.0	0.0	
10 to 19 times	0.0	0.1	0.0	0.2	0.1	
20 to 29 times	0.0	0.0	0.0	0.0	0.0	
30 to 39 times	0.0	0.0	0.0	0.0	0.0	
40+ times	0.0	0.1	0.0	0.3	0.1	
N of Valid	852	877	892	621	3242	
N of Miss	21	32	14	32	99	

Table 104: Are you currently on probation, or assigned a probation officer with Juvenile Court?



Response	6	8	10	12	Total	
No	99.5	98.4	97.4	96.9	98.1	
Yes	0.5	1.6	2.6	3.1	1.9	
N of Valid	757	806	834	587	2984	
N of Miss	116	103	72	66	357	

Table 105: Have you ever belonged to a gang?






Response	6	8	10	12	Total	
No	96.2	94.8	94.4	96.1	95.3	
No, but would like to	0.6	1.6	1.9	1.5	1.4	
Yes, in the past	1.9	1.7	2.1	1.8	1.9	
Yes, belong now	1.3	1.7	1.6	0.6	1.3	
Yes, but would like to get out	0.1	0.2	0.0	0.0	0.1	
N of Valid	858	890	897	618	3263	
N of Miss	15	19	9	35	78	

Table 106: If you have ever belonged to a gang, did that gang have a name?




Response	6	8	10	12	Total	
No	6.7	5.2	7.2	10.4	7.1	
Yes	2.0	3.5	3.5	2.5	2.9	
I have never belonged to a gang	91.3	91.3	89.3	87.1	90.0	
N of Valid	850	883	887	605	3225	
N of Miss	23	26	19	48	116	

Table 107: You are at a party at someone's house, and one of your friends offers you a drink containing alcohol. What would you say or do?





Response	6	8	10	12	Total	
Drink it	3.9	16.7	31.5	41.6	22.1	
Tell your friend, 'No thanks, I don't drink' and suggest that you and your friend go and do something else	52.1	45.2	35.2	27.3	40.9	
Just say, 'No thanks' and walk away	28.4	24.9	25.0	23.1	25.5	
Make up a good excuse, tell your friend you had something else to do, and leave	15.6	13.2	8.4	8.1	11.5	
N of Valid	850	882	893	616	3241	
N of Miss	23	27	13	37	100	

Table 108: How often do you attend religious services or activities?





Response	6	8	10	12	Total	
Never	14.2	12.5	15.4	24.4	16.0	
Rarely	19.2	18.8	23.7	27.1	21.9	
1-2 Times a Month	12.7	13.4	14.6	15.9	14.0	
About Once a Week or More	53.9	55.3	46.3	32.6	48.1	
N of Valid	824	881	900	616	3221	
N of Miss	49	28	6	37	120	

Table 109: I think sometimes it's okay to cheat at school.





Response	6	8	10	12	Total	
NO!	72.6	43.9	24.2	20.8	41.7	
no	23.1	40.9	41.6	41.3	36.5	
yes	4.0	13.5	29.0	33.3	19.0	
YES!	0.3	1.7	5.2	4.6	2.9	
N of Valid	858	886	897	615	3256	
N of Miss	15	23	9	38	85	

Table 110: It is important to think before you act.





Response	6	8	10	12	Total	
NO!	1.9	1.2	1.4	0.5	1.3	
no	2.3	2.7	3.7	2.1	2.8	
yes	22.4	35.4	38.9	38.0	33.4	
YES!	73.5	60.6	56.0	59.4	62.5	
N of Valid	859	884	897	616	3256	
N of Miss	14	25	9	37	85	

Table 111: Sometimes I think that life is not worth it.





Response	6	8	10	12	Total	
NO!	61.8	51.2	45.6	44.6	51.2	
no	17.4	20.8	23.6	27.9	22.0	
yes	15.6	18.8	21.6	21.2	19.2	
YES!	5.2	9.2	9.2	6.4	7.6	
N of Valid	841	877	894	614	3226	
N of Miss	32	32	12	39	115	

Table 112: At times I think I am no good at all.





Response	6	8	10	12	Total	
NO!	38.6	34.6	31.8	30.7	34.1	
no	23.8	26.7	26.1	26.6	25.7	
yes	26.0	27.8	30.5	33.0	29.1	
YES!	11.5	10.9	11.6	9.8	11.1	
N of Valid	849	884	894	610	3237	
N of Miss	24	25	12	43	104	

Table 113: All in all, I am inclined to think that I am a failure.





Response	6	8	10	12	Total	
NO!	55.6	47.2	43.3	42.3	47.4	
no	26.4	29.8	31.3	35.6	30.4	
yes	12.5	15.5	18.6	15.8	15.7	
YES!	5.5	7.5	6.8	6.2	6.5	
N of Valid	840	883	897	612	3232	
N of Miss	33	26	9	41	109	

Table 114: In the past year, have you felt depressed or sad MOST days, even if you felt okay sometimes?





Response	6	8	10	12	Total	
NO!	36.2	37.4	31.6	34.2	34.9	
no	26.1	25.1	25.1	26.3	25.6	
yes	25.6	22.0	25.8	26.6	24.9	
YES!	12.1	15.5	17.5	12.9	14.7	
N of Valid	851	885	899	612	3247	
N of Miss	22	24	7	41	94	

Table 115: It is all right to beat up people if they start the fight.





Response	6	8	10	12	Total	
NO!	55.5	34.8	26.4	20.6	35.2	
no	21.7	23.0	22.8	22.5	22.5	
yes	13.6	22.6	28.2	33.3	23.8	
YES!	9.2	19.6	22.6	23.7	18.5	
N of Valid	845	882	894	613	3234	
N of Miss	28	27	12	40	107	

Table 116: I think it is okay to take something without asking if you can get away with it.





Response	6	8	10	12	Total	
NO!	84.5	71.3	63.8	64.5	71.4	
no	14.2	25.3	31.1	31.8	25.2	
yes	0.8	2.7	3.9	3.3	2.7	
YES!	0.5	0.7	1.2	0.5	0.7	
N of Valid	851	882	895	611	3239	
N of Miss	22	27	11	42	102	

Table 117: Where do you get the most information about living a drug and alcohol free life? Parents/guardians





Response	6	8	10	12	Total	
All the time	55.1	50.7	44.4	45.4	49.1	
Most	20.5	23.1	25.8	19.6	22.5	
Some	13.3	16.9	18.8	21.1	17.3	
Very little	11.1	9.2	11.0	14.0	11.1	
N of Valid	839	877	889	608	3213	
N of Miss	34	32	17	45	128	

Table 118: Where do you get the most information about living a drug and alcohol free life? Friends





Response	6	8	10	12	Total	
All the time	21.8	16.9	12.2	12.6	16.1	
Most	15.5	15.8	13.1	13.5	14.5	
Some	24.6	29.3	31.9	27.7	28.5	
Very little	38.1	38.0	42.7	46.2	40.9	
N of Valid	825	866	883	602	3176	
N of Miss	48	43	23	51	165	

Table 119: Where do you get the most information about living a drug and alcohol free life? Family members





Response	6	8	10	12	Total	
All the time	47.4	41.0	32.0	31.7	38.4	
Most	20.6	24.1	26.5	21.8	23.4	
Some	17.0	20.0	23.3	24.3	20.9	
Very little	14.9	14.9	18.2	22.3	17.2	
N of Valid	833	866	884	602	3185	
N of Miss	40	43	22	51	156	

Table 120: Where do you get the most information about living a drug and alcohol free life? School





Response	6	8	10	12	Total	
All the time	65.0	57.6	43.1	36.5	51.5	
Most	18.7	24.6	25.2	26.9	23.7	
Some	7.8	11.8	18.7	21.2	14.4	
Very little	8.5	6.0	13.0	15.4	10.3	
N of Valid	838	870	886	605	3199	
N of Miss	35	39	20	48	142	

Table 121: Where do you get the most information about living a drug and alcohol free life? Internet





Response	6	8	10	12	Total	
All the time	13.1	12.1	11.1	10.7	11.8	
Most	12.3	12.2	12.0	11.4	12.0	
Some	19.1	27.7	29.2	28.3	26.0	
Very little	55.5	48.0	47.8	49.6	50.2	
N of Valid	822	859	885	605	3171	
N of Miss	51	50	21	48	170	

Table 122: Where do you get the most information about living a drug and alcohol free life? TV





Response	6	8	10	12	Total	
All the time	17.0	16.3	13.1	13.6	15.1	
Most	15.9	15.3	14.3	11.4	14.5	
Some	27.1	32.1	31.2	30.7	30.3	
Very little	40.0	36.3	41.4	44.3	40.2	
N of Valid	824	860	879	603	3166	
N of Miss	49	49	27	50	175	

Table 123: Where do you get the most information about living a drug and alcohol free life? Social media





Response	6	8	10	12	Total	
All the time	14.9	15.2	10.1	10.6	12.8	
Most	9.2	10.3	12.7	8.6	10.3	
Some	20.8	27.9	27.8	29.0	26.3	
Very little	55.1	46.6	49.4	51.8	50.6	
N of Valid	806	842	877	596	3121	
N of Miss	67	67	29	57	220	

Table 124: How much do you think people risk harming themselves (physically or in other ways) if they: smoked one or more packs of cigarettes per day?

Response	6	8	10	12	Total
No risk	7.4	5.1	3.5	2.7	4.8
Slight risk	5.2	5.8	9.1	10.8	7.5
Moderate risk	18.2	19.0	22.4	21.9	20.3
Great risk	69.1	70.1	65.1	64.6	67.4
N of Valid	839	884	890	602	3215
N of Miss	34	25	16	51	126

Table 125: How much do you think people risk harming themselves (physically or in other ways) if they: try marijuana once or twice?

Response	6	8	10	12	Total
No risk	10.7	17.7	32.8	41.8	24.6
Slight risk	19.4	25.5	28.3	27.3	25.0
Moderate risk	30.1	22.8	16.6	15.1	21.5
Great risk	39.8	34.1	22.3	15.9	28.9
N of Valid	831	878	887	598	3194
N of Miss	42	31	19	55	147

Table 126: How much do you think people risk harming themselves (physically or in other ways) if they: smoke marijuana once or twice a week?

Response	6	8	10	12	Total
No risk	8.6	11.6	21.9	28.1	16.8
Slight risk	8.4	13.4	19.0	23.9	15.6
Moderate risk	21.8	21.0	24.3	20.9	22.1
Great risk	61.2	53.9	34.7	27.1	45.5
N of Valid	825	870	875	598	3168
N of Miss	48	39	31	55	173

Table 127: How much do you think people risk harming themselves (physically or in other ways) if they: take one or two drinks of an alcoholic beverage (beer, wine, liquor) nearly every day?

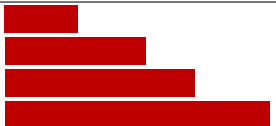
Response	6	8	10	12	Total	
No risk	8.4	7.6	11.4	10.8	9.5	
Slight risk	16.6	20.4	22.1	24.5	20.7	
Moderate risk	25.2	28.5	31.3	30.1	28.7	
Great risk	49.8	43.5	35.2	34.6	41.1	
N of Valid	830	878	887	601	3196	
N of Miss	43	31	19	52	145	

Table 128: How much do you think people risk harming themselves (physically or in other ways) if they: have five or more drinks of an alcoholic beverage once or twice a weekend?

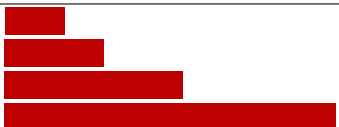
Response	6	8	10	12	Total	
No risk	8.3	5.3	8.0	7.3	7.2	
Slight risk	7.9	12.0	15.5	21.8	13.7	
Moderate risk	25.1	25.9	29.8	26.5	26.9	
Great risk	58.7	56.7	46.7	44.4	52.2	
N of Valid	835	880	886	601	3202	
N of Miss	38	29	20	52	139	

Table 129: How much do you think people risk harming themselves (physically or in other ways) if they: use prescription drugs that are not prescribed to them?


Response	6	8	10	12	Total	
No risk	7.4	5.0	3.0	2.7	4.6	
Slight risk	3.6	3.3	7.0	7.5	5.2	
Moderate risk	13.5	17.0	19.8	19.0	17.2	
Great risk	75.4	74.7	70.3	70.8	72.9	
N of Valid	835	876	881	600	3192	
N of Miss	38	33	25	53	149	

Table 130: How much do you think people risk harming themselves (physically or in other ways) if they: use non-prescription drugs to get high?

Response	6	8	10	12	Total	
No risk	7.3	4.7	3.2	2.5	4.5	
Slight risk	2.0	4.2	5.5	5.2	4.2	
Moderate risk	11.5	14.8	16.9	19.8	15.5	
Great risk	79.2	76.3	74.4	72.5	75.8	
N of Valid	836	879	885	601	3201	
N of Miss	37	30	21	52	140	

Table 131: How much do you think people risk harming themselves (physically or in other ways) if they: use e-cigarettes, e-cigars, or e-hookahs?

Response	6	8	10	12	Total	
No risk	8.5	13.7	21.0	26.5	16.8	
Slight risk	14.6	25.1	34.5	33.5	26.5	
Moderate risk	25.7	23.0	18.3	20.3	21.9	
Great risk	51.1	38.2	26.1	19.7	34.8	
N of Valid	833	882	884	600	3199	
N of Miss	40	27	22	53	142	

Table 132: Have you ever used smokeless tobacco (chew, snuff, plug, dipping tobacco, or chewing tobacco)?

Response	6	8	10	12	Total	
Never	95.2	85.6	77.2	72.3	83.3	
Once or Twice	3.3	9.6	10.6	11.7	8.6	
Once in a while but not regularly	0.8	3.1	4.8	4.2	3.2	
Regularly in the past	0.4	0.9	3.3	3.5	1.9	
Regularly now	0.2	0.8	4.2	8.3	3.0	
N of Valid	840	885	890	600	3215	
N of Miss	33	24	16	53	126	

Table 133: How often have you used smokeless tobacco during the past 30 days?

Response	6	8	10	12	Total	
Not at all	99.0	96.5	90.1	86.5	93.5	
Once or twice	0.7	2.0	4.2	3.7	2.6	
Once or twice per week	0.0	0.5	1.3	0.8	0.7	
Three to five times per week	0.0	0.3	0.4	0.8	0.4	
About once a day	0.0	0.2	0.7	1.0	0.4	
More than once a day	0.2	0.5	3.3	7.2	2.4	
N of Valid	842	883	890	599	3214	
N of Miss	31	26	16	54	127	

Table 134: Have you ever smoked cigarettes?

Response	6	8	10	12	Total	
Never	93.1	80.7	67.6	58.6	76.3	
Once or Twice	5.2	12.4	16.3	16.6	12.4	
Once in a while but not regularly	1.1	3.9	6.2	9.5	4.8	
Regularly in the past	0.4	2.0	5.4	7.0	3.5	
Regularly now	0.2	0.9	4.5	8.2	3.1	
N of Valid	842	888	890	597	3217	
N of Miss	31	21	16	56	124	

Table 135: How frequently have you smoked cigarettes during the past 30 days?

Response	6	8	10	12	Total	
Not at all	99.2	95.8	89.0	82.3	92.3	
Less than one cigarette per day	0.4	2.7	5.4	9.0	4.0	
One to five cigarettes per day	0.4	1.4	3.7	4.3	2.3	
About one-half pack per day	0.0	0.1	1.2	2.3	0.8	
About one pack per day	0.1	0.0	0.3	1.5	0.4	
About one and one-half packs per day	0.0	0.0	0.2	0.3	0.1	
Two packs or more per day	0.0	0.0	0.1	0.2	0.1	
N of Valid	843	882	890	599	3214	
N of Miss	30	27	16	54	127	

Table 136: Which statement best describes rules about smoking inside your home or your family cars?






Response	6	8	10	12	Total	
Smoking is not allowed anywhere inside your home or cars	65.4	65.7	63.5	67.4	65.3	
Smoking is allowed in some places and at some times or in some cars	13.1	14.5	13.1	13.7	13.6	
Smoking is allowed anywhere inside the home or cars	3.0	3.6	5.3	4.5	4.1	
There are no rules about smoking inside the home or cars	4.1	4.9	7.4	6.9	5.7	
I don't know	14.5	11.3	10.7	7.5	11.3	
N of Valid	835	884	888	598	3205	
N of Miss	38	25	18	55	136	

Table 137: Have you ever used e-cigarettes, e-cigars, or e-hookahs?






Response	6	8	10	12	Total	
Never	95.2	80.0	68.6	61.5	77.3	
Once or Twice	3.7	11.4	12.4	13.7	10.1	
Once in a while but not regularly	0.7	5.0	9.4	13.9	6.8	
Regularly in the past	0.2	2.2	4.9	6.0	3.1	
Regularly now	0.1	1.5	4.7	4.9	2.7	
N of Valid	828	879	885	597	3189	
N of Miss	45	30	21	56	152	

Table 138: How frequently have you used e-cigarettes, e-cigars, or e-hookahs?

Response	6	8	10	12	Total	
Not at all	98.6	91.0	82.9	78.9	88.4	
Less than 10 puffs per day	1.3	6.3	9.8	11.3	6.9	
10 to 50 puffs per day	0.0	1.5	3.9	5.9	2.6	
About one-half cartomiser per day	0.1	0.8	1.8	1.9	1.1	
About one cartomiser per day	0.0	0.0	0.5	0.8	0.3	
About one and one-half cartomisers per day	0.0	0.1	0.6	0.2	0.2	
Two cartomisers or more per day	0.0	0.3	0.7	1.0	0.5	
N of Valid	830	873	881	593	3177	
N of Miss	43	36	25	60	164	

Table 139: During this school year, were you taught in any of your classes about the dangers of tobacco use?

Response	6	8	10	12	Total	
Never	8.9	13.7	33.8	44.0	23.7	
Rarely	8.0	15.9	19.8	20.3	15.8	
Sometimes	20.7	30.3	26.5	21.6	25.1	
Often	35.4	23.7	14.6	9.1	21.5	
Almost always	27.0	16.4	5.2	5.0	13.9	
N of Valid	827	866	878	596	3167	
N of Miss	46	43	28	57	174	

Table 140: During the past 12 months, have you participated in any community activities to discourage people your age from using cigarettes, chewing tobacco, snuff, dip or cigars, e-cigarettes, e-cigars, or e-hookahs?

Response	6	8	10	12	Total	
Never	54.4	52.7	70.9	75.6	62.5	
Rarely	14.3	19.3	13.1	10.3	14.6	
Sometimes	15.1	15.3	9.2	8.1	12.2	
Often	9.1	7.2	4.0	4.0	6.2	
Almost always	7.0	5.6	2.7	2.0	4.5	
N of Valid	812	864	877	595	3148	
N of Miss	61	45	29	58	193	

Table 141: Think back over the last two weeks. How many times have you had five or more alcoholic drinks in a row?


Response	6	8	10	12	Total	
None	99.2	93.9	86.6	82.6	91.1	
Once	0.2	1.8	6.0	5.4	3.2	
Twice	0.1	1.5	2.3	6.2	2.2	
3-5 times	0.4	1.7	3.2	3.9	2.2	
6-9 times	0.1	0.3	0.6	1.3	0.5	
10 or more times	0.0	0.7	1.4	0.7	0.7	
N of Valid	829	871	872	596	3168	
N of Miss	44	38	34	57	173	

Table 142: During the past 30 days, how many times did you ride in a car or other vehicle driven by someone who had been drinking alcohol or using drugs to get high?


Response	6	8	10	12	Total	
0 times	92.6	91.0	86.1	86.2	89.2	
1 time	4.5	4.6	5.6	5.5	5.0	
2 or 3 times	1.9	2.6	4.2	4.2	3.2	
4 or 5 times	0.4	0.1	1.6	1.3	0.8	
6 or more times	0.6	1.6	2.4	2.7	1.8	
N of Valid	824	868	873	595	3160	
N of Miss	49	41	33	58	181	

Table 143: During the past 30 days, how many times did you drive a car or other vehicle when you had been drinking alcohol or using drugs to get high?


Response	6	8	10	12	Total	
I did not drive a car in the past 30 days	54.4	56.9	39.9	20.3	44.5	
0 times	45.3	41.8	56.7	72.1	52.6	
1 time	0.1	0.7	1.3	2.2	1.0	
2 or 3 times	0.1	0.1	1.3	3.0	1.0	
4 or 5 times	0.0	0.1	0.5	0.2	0.2	
6 or more times	0.1	0.4	0.3	2.2	0.6	
N of Valid	791	843	862	591	3087	
N of Miss	82	66	44	62	254	

Table 144: If you drank alcohol (not just a sip or taste) in the past year, how did you usually get it?













Response	6	8	10	12	Total	
I did not drink alcohol in the past year	95.2	83.9	64.8	53.6	76.0	
I bought it myself with a fake ID	0.0	0.1	0.1	0.2	0.1	
I bought it myself without a fake ID	0.0	0.1	0.1	1.2	0.3	
I got it from someone I know age 21 or older	1.1	3.0	10.6	22.2	8.2	
I got it from someone I know under age 21	0.2	2.2	5.5	6.0	3.3	
I got it from my brother or sister	0.1	0.8	1.6	1.0	0.9	
I got it from home with my parents' permission	0.9	2.8	7.1	4.3	3.8	
I got it from home without my parents' permission	0.7	3.0	2.6	1.5	2.0	
I got it from another relative	0.4	1.1	1.3	2.1	1.1	
A stranger bought it for me	0.0	0.1	0.6	1.0	0.4	
I took it from a store or shop	0.0	0.1	0.0	0.2	0.1	
Other	1.3	2.7	5.8	6.7	3.9	
N of Valid	819	857	861	582	3119	
N of Miss	54	52	45	71	222	

Table 145: If you drank alcohol (not just a sip or taste) in the past year, where did you usually drink it?











Response	6	8	10	12	Total	
I did not drink alcohol in the past year	95.8	83.8	65.8	53.9	76.4	
At my home	1.7	6.8	13.4	11.6	8.2	
At someone else's home	1.2	6.4	16.6	27.1	11.7	
At an open area like a park, beach, field, back road, woods, or a street corner	0.7	1.5	2.9	5.4	2.4	
At a sporting event or concert	0.1	0.2	0.1	0.0	0.1	
At a restaurant, bar, or a nightclub	0.2	0.2	0.0	0.7	0.3	
At an empty building or a construction site	0.1	0.4	0.1	0.0	0.2	
At a hotel/motel	0.0	0.1	0.5	0.2	0.2	
An a car	0.0	0.2	0.1	0.7	0.2	
At school	0.0	0.4	0.5	0.5	0.3	
N of Valid	815	856	853	579	3103	
N of Miss	58	53	53	74	238	

Table 146: How do you feel about someone your age having one or two drinks of an alcoholic beverage nearly every day?


Response	6	8	10	12	Total	
Neither approve nor disapprove	17.0	21.6	33.7	33.3	26.0	
Somewhat disapprove	5.6	13.0	21.3	23.5	15.4	
Strongly disapprove	64.1	56.6	38.6	36.7	49.8	
Don't know or can't say	13.3	8.8	6.3	6.4	8.8	
N of Valid	806	844	867	591	3108	
N of Miss	67	65	39	62	233	

Table 147: On how many occasions have you had alcoholic beverages (beer, wine or hard liquor) to drink in your lifetime - more than just a few sips?


Response	6	8	10	12	Total	
0	91.1	74.6	55.7	40.7	67.3	
1-2	6.2	11.6	14.3	12.1	11.0	
3-5	1.3	5.3	9.5	11.4	6.6	
6-9	0.7	2.6	4.1	6.6	3.3	
10-19	0.2	2.2	6.1	7.6	3.8	
20-39	0.2	1.8	3.8	7.9	3.1	
40	0.2	1.8	6.6	13.6	5.0	
N of Valid	827	871	876	594	3168	
N of Miss	46	38	30	59	173	

Table 148: On how many occasions have you drunk one of more drinks of an alcoholic beverage during the past 30 days?


Response	6	8	10	12	Total	
0	98.9	92.9	80.7	72.9	87.3	
1-2	0.7	4.1	10.5	14.0	6.9	
3-5	0.1	1.5	3.8	6.2	2.7	
6-9	0.1	0.5	2.4	3.9	1.5	
10-19	0.1	0.3	1.1	2.4	0.9	
20-39	0.0	0.2	0.5	0.3	0.3	
40	0.0	0.5	1.0	0.3	0.5	
N of Valid	822	872	874	594	3162	
N of Miss	51	37	32	59	179	

Table 149: On how many occasions have you used marijuana (grass, pot) or hashish (hash, hash oil) in your lifetime?








Response	6	8	10	12	Total	
0	98.4	91.4	78.1	67.2	85.0	
1-2	1.3	3.8	6.8	8.0	4.8	
3-5	0.1	1.4	3.2	4.4	2.1	
6-9	0.0	0.2	1.5	3.9	1.2	
10-19	0.1	0.9	1.8	2.9	1.3	
20-39	0.0	0.9	1.1	2.7	1.1	
40	0.0	1.4	7.4	11.0	4.5	
N of Valid	823	872	877	591	3163	
N of Miss	50	37	29	62	178	

Table 150: On how many occasions have you used marijuana (grass, pot) or hashish (hash, hash oil) during the past 30 days?








Response	6	8	10	12	Total	
0	99.9	96.6	90.8	87.0	94.1	
1-2	0.1	1.5	3.2	4.9	2.2	
3-5	0.0	0.2	1.7	1.2	0.8	
6-9	0.0	0.2	0.6	1.0	0.4	
10-19	0.0	0.5	0.9	1.2	0.6	
20-39	0.0	0.5	0.7	1.5	0.6	
40	0.0	0.6	2.1	3.2	1.3	
N of Valid	824	873	873	592	3162	
N of Miss	49	36	33	61	179	

Table 151: On how many occasions have you used LSD or other psychedelics in your lifetime?







Response	6	8	10	12	Total	
0	99.8	99.8	97.1	96.5	98.4	
1-2	0.2	0.2	1.7	2.5	1.1	
3-5	0.0	0.0	0.3	0.5	0.2	
6-9	0.0	0.0	0.6	0.2	0.2	
10-19	0.0	0.0	0.0	0.3	0.1	
20-39	0.0	0.0	0.0	0.0	0.0	
40	0.0	0.0	0.2	0.0	0.1	
N of Valid	813	873	876	592	3154	
N of Miss	60	36	30	61	187	

Table 152: On how many occasions have you used LSD or other psychedelics during the past 30 days?


Response	6	8	10	12	Total	
0	100.0	99.8	99.8	99.5	99.8	
1-2	0.0	0.2	0.1	0.5	0.2	
3-5	0.0	0.0	0.0	0.0	0.0	
6-9	0.0	0.0	0.0	0.0	0.0	
10-19	0.0	0.0	0.0	0.0	0.0	
20-39	0.0	0.0	0.0	0.0	0.0	
40	0.0	0.0	0.1	0.0	0.0	
N of Valid	812	873	873	592	3150	
N of Miss	61	36	33	61	191	

Table 153: On how many occasions have you used cocaine or crack in your lifetime?


Response	6	8	10	12	Total	
0	99.5	99.1	98.7	98.6	99.0	
1-2	0.4	0.8	0.6	0.8	0.6	
3-5	0.0	0.1	0.2	0.3	0.2	
6-9	0.0	0.0	0.1	0.0	0.0	
10-19	0.1	0.0	0.1	0.2	0.1	
20-39	0.0	0.0	0.2	0.0	0.1	
40	0.0	0.0	0.0	0.0	0.0	
N of Valid	822	871	871	592	3156	
N of Miss	51	38	35	61	185	

Table 154: On how many occasions have you used cocaine or crack during the past 30 days?


Response	6	8	10	12	Total	
0	99.9	99.4	99.5	100.0	99.7	
1-2	0.0	0.3	0.2	0.0	0.2	
3-5	0.0	0.0	0.1	0.0	0.0	
6-9	0.0	0.1	0.0	0.0	0.0	
10-19	0.1	0.0	0.0	0.0	0.0	
20-39	0.0	0.0	0.0	0.0	0.0	
40	0.0	0.1	0.1	0.0	0.1	
N of Valid	824	870	870	592	3156	
N of Miss	49	39	36	61	185	

Table 155: On how many occasions have you sniffed glue, breathed the contents of an aerosol spray can, or inhaled other gases or sprays, in order to get high in your lifetime?


Response	6	8	10	12	Total	
0	96.0	95.1	92.9	95.6	94.8	
1-2	2.4	3.3	3.8	2.2	3.0	
3-5	0.5	0.7	1.4	0.8	0.9	
6-9	0.0	0.7	0.7	0.5	0.5	
10-19	0.4	0.0	0.7	0.3	0.3	
20-39	0.2	0.0	0.5	0.2	0.2	
40	0.5	0.2	0.1	0.3	0.3	
N of Valid	823	870	872	592	3157	
N of Miss	50	39	34	61	184	

Table 156: On how many occasions have you sniffed glue, breathed the contents of an aerosol spray can, or inhaled other gases or sprays, in order to get high during the past 30 days?


Response	6	8	10	12	Total	
0	97.9	98.2	98.3	99.2	98.3	
1-2	0.9	1.5	1.0	0.7	1.0	
3-5	0.6	0.1	0.6	0.2	0.4	
6-9	0.1	0.1	0.0	0.0	0.1	
10-19	0.1	0.1	0.0	0.0	0.1	
20-39	0.1	0.0	0.1	0.0	0.1	
40	0.2	0.0	0.0	0.0	0.1	
N of Valid	822	872	873	592	3159	
N of Miss	51	37	33	61	182	

Table 157: On how many occasions have you used Daztrex in your lifetime?


Response	6	8	10	12	Total	
0	100.0	100.0	100.0	100.0	100.0	
1-2	0.0	0.0	0.0	0.0	0.0	
3-5	0.0	0.0	0.0	0.0	0.0	
6-9	0.0	0.0	0.0	0.0	0.0	
10-19	0.0	0.0	0.0	0.0	0.0	
20-39	0.0	0.0	0.0	0.0	0.0	
40	0.0	0.0	0.0	0.0	0.0	
N of Valid	815	866	872	592	3145	
N of Miss	58	43	34	61	196	

Table 158: On how many occasions have you used Daztrex during the past 30 days?


Response	6	8	10	12	Total	
0	100.0	100.0	100.0	100.0	100.0	
1-2	0.0	0.0	0.0	0.0	0.0	
3-5	0.0	0.0	0.0	0.0	0.0	
6-9	0.0	0.0	0.0	0.0	0.0	
10-19	0.0	0.0	0.0	0.0	0.0	
20-39	0.0	0.0	0.0	0.0	0.0	
40	0.0	0.0	0.0	0.0	0.0	
N of Valid	814	864	871	589	3138	
N of Miss	59	45	35	64	203	

Table 159: On how many occasions have you used synthetic marijuana (K2, spice) in your lifetime?








Response	6	8	10	12	Total	
0	99.6	98.4	96.8	94.2	97.5	
1-2	0.4	0.8	2.0	2.9	1.4	
3-5	0.0	0.2	0.5	0.7	0.3	
6-9	0.0	0.5	0.1	0.5	0.3	
10-19	0.0	0.1	0.2	1.0	0.3	
20-39	0.0	0.0	0.2	0.2	0.1	
40	0.0	0.0	0.2	0.5	0.2	
N of Valid	820	869	869	590	3148	
N of Miss	53	40	37	63	193	

Table 160: On how many occasions have you used synthetic marijuana (K2, spice) during the past 30 days?


Response	6	8	10	12	Total	
0	99.9	99.5	99.4	99.8	99.7	
1-2	0.0	0.2	0.5	0.2	0.2	
3-5	0.1	0.1	0.0	0.0	0.1	
6-9	0.0	0.0	0.1	0.0	0.0	
10-19	0.0	0.1	0.0	0.0	0.0	
20-39	0.0	0.0	0.0	0.0	0.0	
40	0.0	0.0	0.0	0.0	0.0	
N of Valid	817	866	870	591	3144	
N of Miss	56	43	36	62	197	

Table 161: On how many occasions have you used methamphetamines (meth, speed, crank, crystal meth) in your lifetime?


Response	6	8	10	12	Total	
0	99.6	99.5	98.7	98.6	99.2	
1-2	0.0	0.2	0.2	0.2	0.2	
3-5	0.2	0.0	0.1	0.3	0.2	
6-9	0.0	0.0	0.3	0.2	0.1	
10-19	0.0	0.2	0.1	0.2	0.1	
20-39	0.0	0.0	0.2	0.0	0.1	
40	0.1	0.0	0.2	0.5	0.2	
N of Valid	821	869	870	592	3152	
N of Miss	52	40	36	61	189	

Table 162: On how many occasions have you used methamphetamines (meth, speed, crank, crystal meth) in the past 30 days?


Response	6	8	10	12	Total	
0	99.9	99.8	99.8	99.8	99.8	
1-2	0.1	0.1	0.1	0.2	0.1	
3-5	0.0	0.1	0.0	0.0	0.0	
6-9	0.0	0.0	0.1	0.0	0.0	
10-19	0.0	0.0	0.0	0.0	0.0	
20-39	0.0	0.0	0.0	0.0	0.0	
40	0.0	0.0	0.0	0.0	0.0	
N of Valid	817	867	870	592	3146	
N of Miss	56	42	36	61	195	

Table 163: On how many occasions have you used other chemical products (bath salts, plant food, etc.) in your lifetime?


Response	6	8	10	12	Total	
0	97.9	98.7	99.5	99.3	98.9	
1-2	1.0	0.7	0.3	0.3	0.6	
3-5	0.4	0.2	0.0	0.0	0.2	
6-9	0.1	0.2	0.0	0.0	0.1	
10-19	0.2	0.1	0.1	0.0	0.1	
20-39	0.1	0.0	0.0	0.0	0.0	
40	0.2	0.0	0.0	0.3	0.1	
N of Valid	819	868	869	589	3145	
N of Miss	54	41	37	64	196	

Table 164: On how many occasions have you used other chemical products (bath salts, plant food, etc.) during the past 30 days?


Response	6	8	10	12	Total	
0	98.9	99.5	99.9	99.8	99.5	
1-2	0.5	0.3	0.0	0.2	0.3	
3-5	0.1	0.1	0.0	0.0	0.1	
6-9	0.2	0.0	0.1	0.0	0.1	
10-19	0.1	0.0	0.0	0.0	0.0	
20-39	0.0	0.0	0.0	0.0	0.0	
40	0.1	0.0	0.0	0.0	0.0	
N of Valid	820	870	869	589	3148	
N of Miss	53	39	37	64	193	

Table 165: On how many occasions have you used heroin or other opiates in your lifetime?


Response	6	8	10	12	Total	
0	100.0	99.4	98.7	97.6	99.0	
1-2	0.0	0.2	0.2	1.0	0.3	
3-5	0.0	0.3	0.1	0.8	0.3	
6-9	0.0	0.0	0.5	0.3	0.2	
10-19	0.0	0.0	0.2	0.0	0.1	
20-39	0.0	0.0	0.1	0.0	0.0	
40	0.0	0.0	0.1	0.2	0.1	
N of Valid	820	869	866	592	3147	
N of Miss	53	40	40	61	194	

Table 166: On how many occasions have you used heroin or other opiates during the past 30 days?


Response	6	8	10	12	Total	
0	100.0	99.8	99.5	99.5	99.7	
1-2	0.0	0.2	0.1	0.5	0.2	
3-5	0.0	0.0	0.1	0.0	0.0	
6-9	0.0	0.0	0.1	0.0	0.0	
10-19	0.0	0.0	0.0	0.0	0.0	
20-39	0.0	0.0	0.1	0.0	0.0	
40	0.0	0.0	0.0	0.0	0.0	
N of Valid	819	870	866	590	3145	
N of Miss	54	39	40	63	196	

Table 167: On how many occasions have you used MDMA ('X', 'E', or ecstasy) in your lifetime?


Response	6	8	10	12	Total	
0	100.0	99.4	98.3	96.3	98.7	
1-2	0.0	0.2	1.2	2.2	0.8	
3-5	0.0	0.0	0.1	0.8	0.2	
6-9	0.0	0.0	0.1	0.7	0.2	
10-19	0.0	0.1	0.1	0.0	0.1	
20-39	0.0	0.1	0.1	0.0	0.1	
40	0.0	0.1	0.1	0.0	0.1	
N of Valid	815	866	866	591	3138	
N of Miss	58	43	40	62	203	

Table 168: On how many occasions have you used MDMA ('X', 'E', or ecstasy) during the past 30 days?


Response	6	8	10	12	Total	
0	100.0	99.7	99.7	99.8	99.8	
1-2	0.0	0.1	0.3	0.2	0.2	
3-5	0.0	0.1	0.0	0.0	0.0	
6-9	0.0	0.0	0.0	0.0	0.0	
10-19	0.0	0.0	0.0	0.0	0.0	
20-39	0.0	0.0	0.0	0.0	0.0	
40	0.0	0.1	0.0	0.0	0.0	
N of Valid	816	868	865	590	3139	
N of Miss	57	41	41	63	202	

Table 169: On how many occasions have you taken prescription drugs (such as Valium, Xanax, Ritalin, Adderall, OxyContin, Darvocet, or sleeping pills) not prescribed to you in your lifetime?








Response	6	8	10	12	Total	
0	97.9	95.3	89.8	87.3	93.0	
1-2	1.1	2.1	2.7	2.9	2.1	
3-5	0.4	0.9	2.5	2.4	1.5	
6-9	0.1	0.5	1.0	2.2	0.9	
10-19	0.1	0.2	1.3	2.0	0.8	
20-39	0.0	0.2	1.2	1.5	0.7	
40	0.4	0.8	1.5	1.7	1.0	
N of Valid	821	868	864	592	3145	
N of Miss	52	41	42	61	196	

Table 170: On how many occasions have you taken prescription drugs (such as Valium, Xanax, Ritalin, Adderall, OxyContin, Darvocet, or sleeping pills) not prescribed to you during the past 30 days?








Response	6	8	10	12	Total	
0	98.9	97.6	95.2	95.2	96.8	
1-2	0.7	1.4	2.2	2.9	1.7	
3-5	0.1	0.2	0.7	0.7	0.4	
6-9	0.0	0.3	0.9	0.8	0.5	
10-19	0.0	0.1	0.6	0.2	0.2	
20-39	0.2	0.0	0.2	0.0	0.1	
40	0.0	0.3	0.2	0.2	0.2	
N of Valid	818	863	868	589	3138	
N of Miss	55	46	38	64	203	

Table 171: On how many occasions have you taken non-prescription medicines such as diet pills (for example, Dietac, Dexatrim or Prolamine), stay-awake pills (for example No-Doz, Vivarin, or Wake), or cough or cold medicines (robos, DXM, etc.) to get high in your lifetime?








Response	6	8	10	12	Total	
0	99.0	97.7	95.9	95.6	97.1	
1-2	0.4	1.5	0.8	0.2	0.8	
3-5	0.2	0.2	1.2	0.8	0.6	
6-9	0.0	0.1	0.7	1.7	0.5	
10-19	0.2	0.1	0.3	0.5	0.3	
20-39	0.1	0.0	0.5	0.3	0.2	
40	0.0	0.3	0.7	0.8	0.4	
N of Valid	815	867	868	592	3142	
N of Miss	58	42	38	61	199	

Table 172: On how many occasions have you taken non-prescription medicines such as diet pills (for example, Dietac, Dexatrim or Prolamine), stay-awake pills (for example No-Doz, Vivarin, or Wake), or cough or cold medicines (robos, DXM, etc.) to get high during the past 30 days?







Response	6	8	10	12	Total	
0	99.0	98.8	98.5	98.5	98.7	
1-2	0.5	0.5	0.5	0.3	0.4	
3-5	0.4	0.1	0.5	0.5	0.4	
6-9	0.0	0.3	0.3	0.5	0.3	
10-19	0.1	0.1	0.1	0.0	0.1	
20-39	0.0	0.0	0.0	0.0	0.0	
40	0.0	0.1	0.1	0.2	0.1	
N of Valid	815	865	869	591	3140	
N of Miss	58	44	37	62	201	

Table 173: On how many occasions have you been drunk or very high from drinking alcoholic beverages during the past 30 days?








Response	6	8	10	12	Total	
0	99.4	96.2	88.7	83.6	92.6	
1-2	0.2	2.1	5.5	9.4	3.9	
3-5	0.4	0.3	2.9	2.7	1.5	
6-9	0.0	0.2	0.5	2.9	0.7	
10-19	0.0	0.5	1.0	0.9	0.6	
20-39	0.0	0.3	0.7	0.0	0.3	
40	0.0	0.3	0.7	0.5	0.4	
N of Valid	819	861	865	587	3132	
N of Miss	54	48	41	66	209	

Table 174: On how many occasions have you drunk flavored alcoholic beverages, sometimes called 'alcopops' (like Mike's Hard Lemonade, Smirnoff Ice, Bacardi Breezers, etc.) in your lifetime?








Response	6	8	10	12	Total	
0	96.5	85.8	68.4	59.0	78.7	
1-2	2.3	7.1	11.7	8.5	7.4	
3-5	0.9	3.4	6.4	8.3	4.5	
6-9	0.1	0.9	4.2	6.9	2.7	
10-19	0.2	1.2	3.7	6.6	2.6	
20-39	0.0	1.0	1.8	4.1	1.6	
40	0.0	0.7	3.9	6.6	2.5	
N of Valid	821	864	866	590	3141	
N of Miss	52	45	40	63	200	

Table 175: On how many occasions have you drunk flavored alcoholic beverages, sometimes called 'alcopops' (like Mike's Hard Lemonade, Smirnoff Ice, Bacardi Breezers, etc.) during the past 30 days?








Response	6	8	10	12	Total	
0	99.3	94.9	87.2	81.8	91.4	
1-2	0.5	3.1	8.3	10.5	5.3	
3-5	0.1	0.8	2.1	4.1	1.6	
6-9	0.1	0.3	0.8	2.2	0.8	
10-19	0.0	0.3	1.2	1.0	0.6	
20-39	0.0	0.1	0.1	0.3	0.1	
40	0.0	0.3	0.3	0.2	0.2	
N of Valid	820	862	866	592	3140	
N of Miss	53	47	40	61	201	

Table 176: If you used prescription drugs or over the counter drugs without a doctor telling you to use it or for the purpose of getting high, where did you get these drugs? - Did not use



Response	6	8	10	12	Total	
No	9.6	8.6	13.1	21.0	12.5	
Yes	90.4	91.4	86.9	79.0	87.5	
N of Valid	873	909	906	653	3341	
N of Miss	0	0	0	0	0	

Table 177: If you used prescription drugs or over the counter drugs without a doctor telling you to use it or for the purpose of getting high, where did you get these drugs? - Bought or took from store or shop



Response	6	8	10	12	Total	
No	100.0	99.9	99.3	99.7	99.7	
Yes	0.0	0.1	0.7	0.3	0.3	
N of Valid	873	909	906	653	3341	
N of Miss	0	0	0	0	0	

Table 178: If you used prescription drugs or over the counter drugs without a doctor telling you to use it or for the purpose of getting high, where did you get these drugs? -
Got from parents with permission



Response	6	8	10	12	Total	
No	99.7	99.8	98.9	99.2	99.4	
Yes	0.3	0.2	1.1	0.8	0.6	
N of Valid	873	909	906	653	3341	
N of Miss	0	0	0	0	0	

Table 179: If you used prescription drugs or over the counter drugs without a doctor telling you to use it or for the purpose of getting high, where did you get these drugs? -
Got from home without permission



Response	6	8	10	12	Total	
No	99.8	99.6	98.3	97.9	99.0	
Yes	0.2	0.4	1.7	2.1	1.0	
N of Valid	873	909	906	653	3341	
N of Miss	0	0	0	0	0	

Table 180: If you used prescription drugs or over the counter drugs without a doctor telling you to use it or for the purpose of getting high, where did you get these drugs? -
Got from relative with permission



Response	6	8	10	12	Total	
No	99.9	99.9	99.2	99.2	99.6	
Yes	0.1	0.1	0.8	0.8	0.4	
N of Valid	873	909	906	653	3341	
N of Miss	0	0	0	0	0	

Table 181: If you used prescription drugs or over the counter drugs without a doctor telling you to use it or for the purpose of getting high, where did you get these drugs? -
Got from relative without permission



Response	6	8	10	12	Total	
No	100.0	100.0	99.1	98.8	99.5	
Yes	0.0	0.0	0.9	1.2	0.5	
N of Valid	873	909	906	653	3341	
N of Miss	0	0	0	0	0	

Table 182: If you used prescription drugs or over the counter drugs without a doctor telling you to use it or for the purpose of getting high, where did you get these drugs? -
Got from friend's home with permission



Response	6	8	10	12	Total	
No	99.9	100.0	99.2	98.8	99.5	
Yes	0.1	0.0	0.8	1.2	0.5	
N of Valid	873	909	906	653	3341	
N of Miss	0	0	0	0	0	

Table 183: If you used prescription drugs or over the counter drugs without a doctor telling you to use it or for the purpose of getting high, where did you get these drugs? -
Got from friend's home without permission



Response	6	8	10	12	Total	
No	99.9	99.8	99.3	100.0	99.7	
Yes	0.1	0.2	0.7	0.0	0.3	
N of Valid	873	909	906	653	3341	
N of Miss	0	0	0	0	0	

Table 184: If you used prescription drugs or over the counter drugs without a doctor telling you to use it or for the purpose of getting high, where did you get these drugs? -
Got from friend at school



Response	6	8	10	12	Total	
No	99.9	99.7	98.6	98.8	99.3	
Yes	0.1	0.3	1.4	1.2	0.7	
N of Valid	873	909	906	653	3341	
N of Miss	0	0	0	0	0	

Table 185: If you used prescription drugs or over the counter drugs without a doctor telling you to use it or for the purpose of getting high, where did you get these drugs? -
Got from friend at party



Response	6	8	10	12	Total	
No	99.9	99.2	98.8	99.1	99.3	
Yes	0.1	0.8	1.2	0.9	0.7	
N of Valid	873	909	906	653	3341	
N of Miss	0	0	0	0	0	

Table 186: If you used prescription drugs or over the counter drugs without a doctor telling you to use it or for the purpose of getting high, where did you get these drugs? -
Got from friend, elsewhere



Response	6	8	10	12	Total	
No	99.8	99.8	97.1	96.2	98.4	
Yes	0.2	0.2	2.9	3.8	1.6	
N of Valid	873	909	906	653	3341	
N of Miss	0	0	0	0	0	

Table 187: If you used prescription drugs or over the counter drugs without a doctor telling you to use it or for the purpose of getting high, where did you get these drugs? -
Got from internet sale



Response	6	8	10	12	Total	
No	99.8	99.8	99.8	100.0	99.8	
Yes	0.2	0.2	0.2	0.0	0.2	
N of Valid	873	909	906	653	3341	
N of Miss	0	0	0	0	0	

Table 188: During the last month, about how many marijuana cigarettes, or the equivalent, did you smoke a day, on the average?








Response	6	8	10	12	Total	
None	98.9	95.9	90.1	87.2	93.4	
Less than 1 a day	0.6	2.0	4.2	5.2	2.8	
1 a day	0.4	0.2	1.3	2.4	1.0	
2-3 a day	0.1	0.7	1.6	2.4	1.1	
4-6 a day	0.0	0.6	1.4	0.9	0.7	
7-10 a day	0.0	0.5	0.6	0.7	0.4	
11 or more a day	0.0	0.1	0.8	1.2	0.5	
N of Valid	807	858	856	578	3099	
N of Miss	66	51	50	75	242	

Table 189: How wrong do your friends feel it would be for YOU to: have one or two drinks of an alcoholic beverage nearly every day?





Response	6	8	10	12	Total	
Very wrong	82.7	62.4	41.2	34.4	56.6	
Wrong	11.7	20.9	26.1	23.4	20.4	
A little bit wrong	3.0	11.4	18.4	23.0	13.3	
Not at all wrong	2.6	5.3	14.2	19.2	9.7	
N of Valid	805	852	857	578	3092	
N of Miss	68	57	49	75	249	

Table 190: How wrong do your friends feel it would be for YOU to: smoke tobacco?





Response	6	8	10	12	Total	
Very wrong	87.0	68.9	45.8	35.5	61.0	
Wrong	8.5	18.4	26.4	20.8	18.5	
A little bit wrong	2.7	8.1	14.9	21.0	11.0	
Not at all wrong	1.7	4.6	12.9	22.7	9.5	
N of Valid	803	848	855	577	3083	
N of Miss	70	61	51	76	258	

Table 191: How wrong do your friends feel it would be for YOU to: smoke marijuana?





Response	6	8	10	12	Total	
Very wrong	91.7	72.4	47.5	39.3	64.3	
Wrong	5.0	12.0	19.4	16.3	13.0	
A little bit wrong	1.5	7.3	13.1	20.6	9.9	
Not at all wrong	1.9	8.4	20.0	23.7	12.8	
N of Valid	805	850	856	577	3088	
N of Miss	68	59	50	76	253	

Table 192: How wrong do your friends feel it would be for YOU to: use prescription drugs not prescribed to you?





Response	6	8	10	12	Total	
Very wrong	89.8	79.9	68.7	63.8	76.4	
Wrong	7.1	13.8	17.6	21.7	14.6	
A little bit wrong	1.5	3.9	8.3	7.5	5.2	
Not at all wrong	1.6	2.4	5.4	7.1	3.9	
N of Valid	804	847	854	577	3082	
N of Miss	69	62	52	76	259	

Table 193: How wrong would most adults (over 21) in your neighborhood think it is for kids your age: to use marijuana?





Response	6	8	10	12	Total	
Very wrong	91.6	78.6	64.4	60.4	74.6	
Wrong	5.9	12.4	20.3	19.4	14.2	
A little bit wrong	1.6	5.3	9.8	11.1	6.7	
Not at all wrong	0.9	3.8	5.5	9.2	4.5	
N of Valid	801	850	856	578	3085	
N of Miss	72	59	50	75	256	

Table 194: How wrong would most adults (over 21) in your neighborhood think it is for kids your age: to drink alcohol?





Response	6	8	10	12	Total	
Very wrong	86.4	70.8	56.0	45.3	66.0	
Wrong	9.1	18.3	23.1	26.3	18.7	
A little bit wrong	3.2	6.9	14.5	19.9	10.5	
Not at all wrong	1.2	4.0	6.4	8.5	4.8	
N of Valid	804	845	856	578	3083	
N of Miss	69	64	50	75	258	

Table 195: How wrong would most adults (over 21) in your neighborhood think it is for kids your age: to smoke cigarettes?





Response	6	8	10	12	Total	
Very wrong	86.6	73.8	61.1	47.4	68.6	
Wrong	8.6	15.5	20.9	23.0	16.6	
A little bit wrong	3.1	6.6	11.6	19.0	9.4	
Not at all wrong	1.7	4.1	6.4	10.6	5.4	
N of Valid	803	846	856	578	3083	
N of Miss	70	63	50	75	258	

Table 196: How much do each of the following statements describe your neighborhood? crime and/or drug selling





Response	6	8	10	12	Total	
NO!	83.6	71.6	65.5	62.0	71.2	
no	11.5	19.3	21.9	25.0	19.1	
yes	3.6	7.1	9.1	10.4	7.4	
YES!	1.3	2.0	3.5	2.6	2.3	
N of Valid	797	845	850	576	3068	
N of Miss	76	64	56	77	273	

Table 197: How much do each of the following statements describe your neighborhood? fights





Response	6	8	10	12	Total	
NO!	74.5	68.3	63.0	65.1	67.8	
no	17.7	22.1	26.4	28.9	23.4	
yes	5.8	7.7	8.2	4.3	6.7	
YES!	2.0	1.9	2.4	1.7	2.0	
N of Valid	791	841	849	578	3059	
N of Miss	82	68	57	75	282	

Table 198: How much do each of the following statements describe your neighborhood? lots of empty or abandoned buildings

Response	6	8	10	12	Total	
NO!	75.3	68.2	64.5	62.5	68.0	
no	16.5	22.6	24.3	27.0	22.3	
yes	6.5	7.8	9.4	7.8	7.9	
YES!	1.6	1.4	1.8	2.8	1.8	
N of Valid	795	842	849	578	3064	
N of Miss	78	67	57	75	277	

Table 199: How much do each of the following statements describe your neighborhood? lots of graffiti

Response	6	8	10	12	Total	
NO!	85.2	78.4	74.1	72.2	77.8	
no	12.8	19.1	23.2	25.9	19.9	
yes	1.3	1.8	1.8	1.4	1.6	
YES!	0.8	0.7	0.8	0.5	0.7	
N of Valid	775	837	839	572	3023	
N of Miss	98	72	67	81	318	

Table 200: I feel safe in my neighborhood.

Response	6	8	10	12	Total	
NO!	7.0	5.5	6.4	5.4	6.1	
no	6.4	7.1	6.4	7.1	6.7	
yes	29.5	31.9	33.6	36.8	32.7	
YES!	57.1	55.5	53.7	50.7	54.5	
N of Valid	800	850	849	576	3075	
N of Miss	73	59	57	77	266	

Table 201: If a kid smoked marijuana in your neighborhood would he or she be caught by the police?





Response	6	8	10	12	Total	
NO!	11.4	16.8	22.4	23.7	18.3	
no	22.3	35.7	47.4	52.3	38.6	
yes	28.9	27.0	19.1	15.6	23.2	
YES!	37.4	20.5	11.0	8.4	19.9	
N of Valid	779	840	842	570	3031	
N of Miss	94	69	64	83	310	

Table 202: If a kid drank some beer, wine or hard liquor (for example, vodka, whiskey, or gin) in your neighborhood would he or she be caught by the police?





Response	6	8	10	12	Total	
NO!	14.2	21.0	29.5	31.1	23.6	
no	26.8	41.4	48.5	51.2	41.5	
yes	28.8	21.0	14.1	12.5	19.5	
YES!	30.2	16.6	7.8	5.3	15.5	
N of Valid	772	838	843	570	3023	
N of Miss	101	71	63	83	318	

Table 203: If a kid carried a handgun in your neighborhood would he or she be caught by the police?





Response	6	8	10	12	Total	
NO!	12.1	17.5	22.6	21.7	18.3	
no	20.6	28.2	35.2	38.0	30.1	
yes	26.3	28.5	24.5	24.7	26.1	
YES!	41.0	25.7	17.8	15.6	25.5	
N of Valid	771	839	842	571	3023	
N of Miss	102	70	64	82	318	

Table 204: If you wanted to get some cigarettes, how easy would it be for you to get some?

Response	6	8	10	12	Total	
Very hard	72.2	49.8	27.0	13.5	42.3	
Sort of hard	11.0	16.2	18.4	7.0	13.8	
Sort of easy	8.3	18.4	22.0	20.5	17.2	
Very easy	8.4	15.7	32.6	58.9	26.8	
N of Valid	770	828	841	570	3009	
N of Miss	103	81	65	83	332	

Table 205: If you wanted to get some beer, wine or hard liquor (for example, vodka, whiskey, or gin), how easy would it be for you to get some?

Response	6	8	10	12	Total	
Very hard	70.8	47.3	26.0	15.1	41.3	
Sort of hard	13.2	16.7	17.4	13.4	15.4	
Sort of easy	9.0	18.8	22.9	26.9	19.0	
Very easy	6.9	17.2	33.7	44.6	24.4	
N of Valid	765	826	841	569	3001	
N of Miss	108	83	65	84	340	

Table 206: If you wanted to get a drug like cocaine, LSD, or amphetamines, how easy would it be for you to get some?

Response	6	8	10	12	Total	
Very hard	93.9	83.9	68.9	57.5	77.3	
Sort of hard	3.8	8.6	16.5	24.0	12.5	
Sort of easy	1.0	4.0	8.0	9.3	5.4	
Very easy	1.3	3.5	6.6	9.2	4.9	
N of Valid	766	824	837	567	2994	
N of Miss	107	85	69	86	347	

Table 207: If you wanted to get a handgun, how easy would it be for you to get one?





Response	6	8	10	12	Total	
Very hard	67.0	54.6	45.1	33.7	51.1	
Sort of hard	13.0	14.6	17.5	21.8	16.4	
Sort of easy	9.2	13.5	16.3	16.3	13.7	
Very easy	10.9	17.4	21.1	28.2	18.8	
N of Valid	764	823	839	570	2996	
N of Miss	109	86	67	83	345	

Table 208: If you wanted to get some marijuana, how easy would it be for you to get some?





Response	6	8	10	12	Total	
Very hard	90.8	71.0	42.6	27.8	59.9	
Sort of hard	5.2	9.3	12.5	11.4	9.6	
Sort of easy	1.7	8.1	17.5	21.0	11.5	
Very easy	2.2	11.6	27.5	39.8	19.0	
N of Valid	763	817	834	568	2982	
N of Miss	110	92	72	85	359	

Table 209: If you wanted to get prescription drugs for the purpose of getting high, how easy would it be for you to get some?





Response	6	8	10	12	Total	
Very hard	77.6	63.9	45.4	35.4	56.8	
Sort of hard	8.0	11.2	15.7	20.7	13.5	
Sort of easy	6.4	12.0	18.0	20.0	13.8	
Very easy	8.0	12.8	20.9	23.9	16.0	
N of Valid	762	818	834	570	2984	
N of Miss	111	91	72	83	357	

Table 210: If you wanted to get synthetic marijuana such as K2 or chemical products such as bath salts to get high, how easy would it be for you to get some?





Response	6	8	10	12	Total	
Very hard	91.5	81.9	66.7	55.2	75.0	
Sort of hard	4.2	7.6	16.6	23.9	12.4	
Sort of easy	2.5	4.2	8.6	10.3	6.2	
Very easy	1.8	6.2	8.1	10.6	6.5	
N of Valid	761	824	837	565	2987	
N of Miss	112	85	69	88	354	

Table 211: If you wanted to get steroids to use or to enhance athletic performance, how easy would it be for you to get some?





Response	6	8	10	12	Total	
Very hard	90.1	81.8	69.1	55.0	75.3	
Sort of hard	5.9	10.2	16.1	25.2	13.6	
Sort of easy	1.8	3.9	8.3	12.0	6.2	
Very easy	2.1	4.1	6.4	7.8	5.0	
N of Valid	760	822	839	567	2988	
N of Miss	113	87	67	86	353	

Table 212: If you wanted to get e-cigarettes, e-cigars, or e-hookahs, how easy would it be for you to get some?





Response	6	8	10	12	Total	
Very hard	83.7	64.8	40.5	26.2	55.4	
Sort of hard	7.5	10.0	11.0	8.1	9.3	
Sort of easy	3.7	9.8	16.5	15.8	11.3	
Very easy	5.1	15.4	32.0	49.9	24.0	
N of Valid	761	824	840	569	2994	
N of Miss	112	85	66	84	347	

Table 213: During the past 12 months, have you participated in any alcohol prevention programs or seen any alcohol prevention messages in your school or community? Yes, a school-based program focused on preventing underage drinking and/or drinking and driving.



Response	6	8	10	12	Total	
No	56.6	61.8	79.5	86.5	70.1	
Yes	43.4	38.2	20.5	13.5	29.9	
N of Valid	873	909	906	653	3341	
N of Miss	0	0	0	0	0	

Table 214: During the past 12 months, have you participated in any alcohol prevention programs or seen any alcohol prevention messages in your school or community? Yes, a community-based program focused on preventing underage drinking and/or drinking and driving (for example, through your church or temple or through youth groups like Boys and Girls Club or 4-H).



Response	6	8	10	12	Total	
No	89.9	92.2	95.5	97.7	93.6	
Yes	10.1	7.8	4.5	2.3	6.4	
N of Valid	873	909	906	653	3341	
N of Miss	0	0	0	0	0	

Table 215: During the past 12 months, have you participated in any alcohol prevention programs or seen any alcohol prevention messages in your school or community? Yes, a media campaign addressing underage drinking and/or drinking and driving (for example, newspaper ads, posters, pamphlets, radio, TV).



Response	6	8	10	12	Total	
No	90.6	88.3	93.4	92.6	91.1	
Yes	9.4	11.7	6.6	7.4	8.9	
N of Valid	873	909	906	653	3341	
N of Miss	0	0	0	0	0	

Table 216: During the past 12 months, have you participated in any alcohol prevention programs or seen any alcohol prevention messages in your school or community? No



Response	6	8	10	12	Total	
No	62.8	57.0	35.1	33.4	47.9	
Yes	37.2	43.0	64.9	66.6	52.1	
N of Valid	873	909	906	653	3341	
N of Miss	0	0	0	0	0	

Table 217: How wrong do your parents feel it would be for YOU to: have one or two drinks of an alcoholic beverage nearly every day?





Response	6	8	10	12	Total	
Very wrong	92.4	84.6	77.5	70.3	82.0	
Wrong	5.2	10.2	14.9	18.7	11.8	
A little bit wrong	1.4	3.6	5.4	7.3	4.2	
Not at all wrong	1.0	1.7	2.1	3.7	2.0	
N of Valid	790	844	850	572	3056	
N of Miss	83	65	56	81	285	

Table 218: How wrong do your parents feel it would be for YOU to: smoke tobacco?





Response	6	8	10	12	Total	
Very wrong	94.8	88.0	80.9	68.4	84.1	
Wrong	3.4	6.8	13.5	17.8	9.9	
A little bit wrong	1.5	3.1	3.5	8.0	3.7	
Not at all wrong	0.3	2.1	2.0	5.8	2.3	
N of Valid	789	843	850	573	3055	
N of Miss	84	66	56	80	286	

Table 219: How wrong do your parents feel it would be for YOU to: smoke marijuana?





Response	6	8	10	12	Total	
Very wrong	96.9	89.1	80.9	74.7	86.1	
Wrong	2.0	5.6	9.2	10.7	6.6	
A little bit wrong	0.4	3.0	5.6	9.1	4.2	
Not at all wrong	0.6	2.3	4.2	5.6	3.0	
N of Valid	782	834	850	572	3038	
N of Miss	91	75	56	81	303	

Table 220: How wrong do your parents feel it would be for YOU to: use prescription drugs not prescribed to you?





Response	6	8	10	12	Total	
Very wrong	96.8	94.9	90.8	88.3	93.0	
Wrong	2.0	4.3	6.1	7.3	4.8	
A little bit wrong	0.5	0.4	1.4	3.1	1.2	
Not at all wrong	0.6	0.5	1.6	1.2	1.0	
N of Valid	785	836	852	572	3045	
N of Miss	88	73	54	81	296	

Table 221: How wrong do your parents feel it would be for YOU to: steal something worth more than \$5?





Response	6	8	10	12	Total	
Very wrong	87.2	86.3	85.0	87.1	86.3	
Wrong	10.3	11.7	11.6	10.7	11.1	
A little bit wrong	1.5	1.7	2.4	1.4	1.8	
Not at all wrong	0.9	0.4	1.1	0.9	0.8	
N of Valid	784	839	848	572	3043	
N of Miss	89	70	58	81	298	

Table 222: How wrong do your parents feel it would be for YOU to: draw graffiti, write things, or draw pictures on buildings or other property (without the owner's permission)?





Response	6	8	10	12	Total	
Very wrong	91.7	86.3	84.1	82.0	86.3	
Wrong	5.9	9.5	11.3	13.6	9.8	
A little bit wrong	1.4	3.1	3.3	3.3	2.8	
Not at all wrong	1.0	1.1	1.3	1.0	1.1	
N of Valid	785	840	850	573	3048	
N of Miss	88	69	56	80	293	

Table 223: How wrong do your parents feel it would be for YOU to: pick a fight with someone?





Response	6	8	10	12	Total	
Very wrong	73.7	61.2	58.2	54.8	62.4	
Wrong	18.0	24.8	24.1	30.5	23.9	
A little bit wrong	6.6	10.9	14.5	11.9	11.0	
Not at all wrong	1.7	3.1	3.3	2.8	2.7	
N of Valid	787	842	851	571	3051	
N of Miss	86	67	55	82	290	

Table 224: During the past 12 months, have you talked with at least one of your parents about the dangers of underage drinking and/or drinking and driving? By parents, we mean either your biological parents, adoptive parents, stepparents, or adult guardians - whether or not they live with you.



Response	6	8	10	12	Total	
No	40.6	49.8	53.8	55.0	49.5	
Yes	59.4	50.2	46.2	45.0	50.5	
N of Valid	775	831	837	562	3005	
N of Miss	98	78	69	91	336	

Table 225: The rules in my family are clear.





Response	6	8	10	12	Total	
NO!	1.7	2.3	2.5	3.2	2.3	
no	3.8	5.2	6.2	6.2	5.3	
yes	29.5	30.3	40.5	41.2	35.0	
YES!	65.0	62.3	50.8	49.5	57.4	
N of Valid	783	832	844	568	3027	
N of Miss	90	77	62	85	314	

Table 226: People in my family have serious arguments about the same things, and often insult or yell at each other.

Response	6	8	10	12	Total	
NO!	43.2	30.5	25.6	26.3	31.6	
no	32.7	41.7	40.2	40.5	38.7	
yes	15.8	18.8	22.0	22.6	19.6	
YES!	8.4	8.9	12.2	10.6	10.0	
N of Valid	774	829	844	566	3013	
N of Miss	99	80	62	87	328	

Table 227: When I am not at home, one of my parents knows where I am and who I am with.

Response	6	8	10	12	Total	
NO!	3.3	2.5	2.5	3.4	2.9	
no	2.7	4.1	5.1	8.3	4.8	
yes	20.7	28.9	38.4	41.8	31.8	
YES!	73.3	64.5	54.0	46.5	60.5	
N of Valid	779	834	844	565	3022	
N of Miss	94	75	62	88	319	

Table 228: My family has clear rules about alcohol and drug use.

Response	6	8	10	12	Total	
NO!	3.6	2.7	2.1	3.5	2.9	
no	2.8	6.0	8.6	8.8	6.4	
yes	15.8	22.3	31.5	35.6	25.7	
YES!	77.8	69.0	57.8	52.0	64.9	
N of Valid	774	829	842	567	3012	
N of Miss	99	80	64	86	329	

Table 229: If you skipped school would you be caught by your parents?

Response	6	8	10	12	Total
NO!	3.1	3.4	5.4	6.0	4.4
no	4.0	7.9	13.2	17.2	10.1
yes	16.2	25.0	33.6	36.3	27.2
YES!	76.7	63.8	47.8	40.5	58.3
N of Valid	778	828	846	565	3017
N of Miss	95	81	60	88	324

Table 230: My parents ask if I've gotten my homework done.

Response	6	8	10	12	Total
NO!	2.9	4.7	8.9	9.7	6.4
no	3.8	9.5	17.7	22.6	12.8
yes	20.8	29.8	32.9	35.2	29.3
YES!	72.4	56.0	40.5	32.5	51.5
N of Valid	780	831	846	566	3023
N of Miss	93	78	60	87	318

Table 231: Would your parents know if you did not come home on time?

Response	6	8	10	12	Total
NO!	2.3	3.3	3.8	5.5	3.6
no	4.6	7.2	9.2	12.4	8.1
yes	20.1	26.1	35.0	35.8	28.9
YES!	73.0	63.4	52.0	46.4	59.5
N of Valid	777	830	840	565	3012
N of Miss	96	79	66	88	329

Table 232: Do you know how to properly dispose of leftover prescription drugs?



Response	6	8	10	12	Total	
No	67.4	66.4	57.4	53.4	61.7	
Yes	32.6	33.6	42.6	46.6	38.3	
N of Valid	743	806	824	554	2927	
N of Miss	130	103	82	99	414	

Table 233: Have any of your brothers or sisters ever: drunk beer, wine or hard liquor (for example, vodka, whiskey or gin)?




Response	6	8	10	12	Total	
No	76.6	58.0	43.1	38.1	54.8	
Yes	19.1	36.6	51.4	58.6	40.4	
I don't have any brothers or sisters	4.3	5.3	5.6	3.4	4.8	
N of Valid	769	827	843	567	3006	
N of Miss	104	82	63	86	335	

Table 234: Have any of your brothers or sisters ever: smoked marijuana?




Response	6	8	10	12	Total	
No	90.6	78.9	65.8	61.3	74.9	
Yes	5.2	16.1	28.6	35.7	20.6	
I don't have any brothers or sisters	4.2	5.0	5.6	3.0	4.6	
N of Valid	763	824	845	563	2995	
N of Miss	110	85	61	90	346	

Table 235: Have any of your brothers or sisters ever: smoked cigarettes?




Response	6	8	10	12	Total	
No	79.3	67.2	56.4	52.2	64.5	
Yes	16.4	27.8	38.0	44.6	30.9	
I don't have any brothers or sisters	4.3	5.0	5.6	3.2	4.6	
N of Valid	768	821	845	563	2997	
N of Miss	105	88	61	90	344	

Table 236: Have any of your brothers or sisters ever: taken a handgun to school?




Response	6	8	10	12	Total	
No	95.2	94.3	92.7	95.7	94.3	
Yes	0.7	0.9	1.7	1.2	1.1	
I don't have any brothers or sisters	4.2	4.9	5.7	3.0	4.6	
N of Valid	763	820	844	564	2991	
N of Miss	110	89	62	89	350	

Table 237: Have any of your brothers or sisters ever: been suspended or expelled from school?




Response	6	8	10	12	Total	
No	81.4	72.1	65.8	67.4	71.8	
Yes	14.4	22.7	28.5	29.4	23.5	
I don't have any brothers or sisters	4.2	5.1	5.7	3.2	4.7	
N of Valid	763	822	842	565	2992	
N of Miss	110	87	64	88	349	

Table 238: Have any of your brothers or sisters ever: used e-cigarettes, e-cigars or e-hookahs?




Response	6	8	10	12	Total	
No	87.7	74.9	65.4	64.6	73.6	
Yes	8.1	19.9	28.8	31.9	21.7	
I don't have any brothers or sisters	4.2	5.1	5.8	3.5	4.8	
N of Valid	763	818	845	565	2991	
N of Miss	110	91	61	88	350	

Table 239: Have any of your brothers or sisters ever: used prescription drugs not prescribed to him/her?




Response	6	8	10	12	Total	
No	92.2	86.9	80.1	79.9	85.0	
Yes	3.6	8.2	14.1	17.1	10.4	
I don't have any brothers or sisters	4.2	5.0	5.7	3.0	4.6	
N of Valid	768	822	841	566	2997	
N of Miss	105	87	65	87	344	

Table 240: Have you changed homes in the past year (the last 12 months)?



Response	6	8	10	12	Total	
No	75.1	74.8	77.2	75.8	75.7	
Yes	24.9	25.2	22.8	24.2	24.3	
N of Valid	771	828	845	566	3010	
N of Miss	102	81	61	87	331	

Table 241: How many times have you changed homes since kindergarten?






Response	6	8	10	12	Total	
Never	37.3	31.5	30.0	28.5	32.0	
1 or 2 times	32.6	32.8	30.3	28.5	31.2	
3 or 4 times	17.0	18.2	18.8	18.8	18.2	
5 or 6 times	6.5	8.0	8.9	11.0	8.4	
7 or more times	6.6	9.6	12.0	13.1	10.2	
N of Valid	758	815	841	564	2978	
N of Miss	115	94	65	89	363	

Table 242: Have you changed schools (including changing from elementary to middle and middle to high school) in the past year?



Response	6	8	10	12	Total	
No	54.3	58.6	58.2	83.4	62.1	
Yes	45.7	41.4	41.8	16.6	37.9	
N of Valid	752	809	835	561	2957	
N of Miss	121	100	71	92	384	

Table 243: How many times have you changed schools since kindergarten (including changing from elementary to middle and middle to high school)?

Response	6	8	10	12	Total	
Never	29.7	25.7	23.8	30.9	27.2	
1 or 2 times	39.2	29.4	24.0	21.3	28.8	
3 or 4 times	17.9	24.8	27.2	24.6	23.7	
5 or 6 times	8.0	10.5	15.1	13.3	11.7	
7 or more times	5.2	9.6	9.9	9.9	8.6	
N of Valid	753	820	836	564	2973	
N of Miss	120	89	70	89	368	

Table 244: Has anyone in your family ever had severe alcohol or drug problems?

Response	6	8	10	12	Total	
No	72.9	63.2	55.1	52.8	61.4	
Yes	27.1	36.8	44.9	47.2	38.6	
N of Valid	759	823	840	563	2985	
N of Miss	114	86	66	90	356	

Table 245: About how many adults (over 21) have you known personally who in the past year have: used marijuana, crack, cocaine, or other drugs?

Response	6	8	10	12	Total	
0	76.8	69.8	55.6	48.7	63.6	
1	12.1	12.9	15.5	16.8	14.2	
2	5.0	8.7	9.9	11.0	8.5	
3-4	3.3	3.8	7.3	9.7	5.8	
5	2.8	4.8	11.7	13.8	7.9	
N of Valid	759	819	831	565	2974	
N of Miss	114	90	75	88	367	

Table 246: About how many adults (over 21) have you known personally who in the past year have: sold or dealt drugs?






Response	6	8	10	12	Total	
0	87.5	80.9	71.4	68.0	77.5	
1	7.4	10.3	11.0	13.0	10.3	
2	2.4	3.9	5.7	5.9	4.4	
3-4	1.3	2.3	3.7	6.6	3.3	
5	1.3	2.6	8.1	6.6	4.6	
N of Valid	753	816	837	563	2969	
N of Miss	120	93	69	90	372	

Table 247: About how many adults (over 21) have you known personally who in the past year have: done other things that could get them in trouble with the police, like stealing, selling stolen goods, mugging or assaulting others, etc.?






Response	6	8	10	12	Total	
0	82.8	76.5	70.4	67.5	74.7	
1	10.7	12.6	11.4	13.5	11.9	
2	2.5	4.3	6.3	6.6	4.8	
3-4	2.1	2.8	4.2	6.6	3.7	
5	2.0	3.8	7.8	5.9	4.8	
N of Valid	760	817	837	563	2977	
N of Miss	113	92	69	90	364	

Table 248: About how many adults (over 21) have you known personally who in the past year have: gotten drunk or high?






Response	6	8	10	12	Total	
0	60.1	49.3	36.3	31.2	45.0	
1	21.5	19.7	15.6	13.5	17.9	
2	8.4	11.2	12.8	11.0	10.9	
3-4	4.5	6.7	10.5	15.4	8.9	
5	5.5	13.1	24.8	28.9	17.4	
N of Valid	762	816	838	564	2980	
N of Miss	111	93	68	89	361	

Table 249: Have you seen or heard information about underage drinking in the past 12 months from the following sources? Radio



Response	6	8	10	12	Total	
No	64.5	59.5	63.4	63.8	62.7	
Yes	35.5	40.5	36.6	36.2	37.3	
N of Valid	783	832	844	574	3033	
N of Miss	90	77	62	79	308	

Table 250: Have you seen or heard information about underage drinking in the past 12 months from the following sources? TV.



Response	6	8	10	12	Total	
No	39.4	35.8	41.1	40.0	39.0	
Yes	60.6	64.2	58.9	60.0	61.0	
N of Valid	776	827	845	572	3020	
N of Miss	97	82	61	81	321	

Table 251: Have you seen or heard information about underage drinking in the past 12 months from the following sources? Print. This includes information on underage drinking you may have seen in the newspaper, on a billboard, in pamphlets, on stickers, etc.



Response	6	8	10	12	Total	
No	52.8	45.9	50.6	51.5	50.0	
Yes	47.2	54.1	49.4	48.5	50.0	
N of Valid	778	832	848	573	3031	
N of Miss	95	77	58	80	310	

Table 252: Have you seen or heard information about underage drinking in the past 12 months from the following sources? Website or social media? (Facebook, Myspace, website, etc.)



Response	6	8	10	12	Total	
No	54.4	43.5	43.8	40.5	45.8	
Yes	45.6	56.5	56.2	59.5	54.2	
N of Valid	778	827	849	571	3025	
N of Miss	95	82	57	82	316	

Table 253: The next questions ask about your opinions of the information you saw or heard. If you have seen or heard more than one ad, please think about your favorite ad when answering these questions. The information about underage drinking that I saw or heard was convincing.

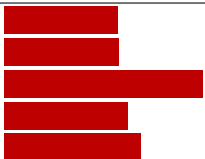
Response	6	8	10	12	Total	
NO!	22.0	12.3	14.9	15.5	16.1	
no	5.9	13.1	21.4	26.4	16.2	
yes	22.6	30.7	33.4	34.3	30.1	
YES!	24.3	22.9	12.4	9.5	17.7	
I have not seen or heard any ads about underage drinking in the past 12 months.	25.1	21.0	17.8	14.4	19.9	
N of Valid	744	818	844	569	2975	
N of Miss	129	91	62	84	366	

Table 254: The next questions ask about your opinions of the information you saw or heard. If you have seen or heard more than one ad, please think about your favorite ad when answering these questions. The information about underage drinking that I saw or heard grabbed my attention.

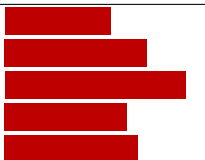
Response	6	8	10	12	Total	
NO!	18.0	12.3	14.2	15.5	14.9	
no	11.9	18.6	25.4	29.5	20.9	
yes	21.3	27.6	29.7	30.9	27.2	
YES!	24.4	21.6	13.0	9.8	17.6	
I have not seen or heard any ads about underage drinking in the past 12 months.	24.4	19.9	17.8	14.2	19.3	
N of Valid	746	813	839	569	2967	
N of Miss	127	96	67	84	374	

Table 255: The next questions ask about your opinions of the information you saw or heard. If you have seen or heard more than one ad, please think about your favorite ad when answering these questions. The information about underage drinking that I saw or heard said something important to me.

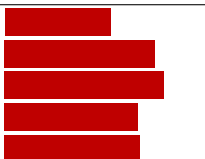
Response	6	8	10	12	Total	
NO!	17.9	12.6	15.0	13.9	14.8	
no	9.4	19.7	28.3	33.9	22.3	
yes	19.6	22.9	25.8	27.2	23.7	
YES!	28.1	23.9	13.2	10.6	19.4	
I have not seen or heard any ads about underage drinking in the past 12 months.	25.1	20.8	17.6	14.5	19.8	
N of Valid	745	811	840	567	2963	
N of Miss	128	98	66	86	378	

Table 256: The next questions ask about your opinions of the information you saw or heard. If you have seen or heard more than one ad, please think about your favorite ad when answering these questions. Seeing or hearing this information about underage drinking made me want to stop or decrease my drinking.










Response	6	8	10	12	Total	
NO!	22.9	14.4	19.4	17.5	18.5	
no	4.6	11.4	20.6	29.3	15.9	
yes	5.5	17.8	19.0	22.3	16.1	
YES!	22.8	23.2	16.3	13.9	19.3	
I have not seen or heard any ads about underage drinking in the past 12 months.	44.2	33.1	24.7	17.0	30.2	
N of Valid	690	779	805	560	2834	
N of Miss	183	130	101	93	507	

Table 257: How honest were you in filling out this survey?

Response	6	8	10	12	Total	
I was very honest	88.4	84.6	83.4	84.3	85.2	
I was honest pretty much of the time	10.1	13.6	14.6	11.9	12.7	
I was honest some of the time	1.4	1.4	1.4	2.1	1.5	
I was honest once in a while	0.0	0.4	0.6	1.7	0.6	
I was not honest at all	0.0	0.0	0.0	0.0	0.0	
N of Valid	779	833	854	580	3046	
N of Miss	94	76	52	73	295	