

# 2012 APNA

Arkansas Prevention Needs Assessment Student Survey



## Region 2 Tables

Arkansas Department of Human Services  
**Division of Behavioral Health Services**  
Prevention Services

Conducted by International Survey Associates dba Pride Surveys



## Contents

1	INTRODUCTION	10
2	PERCENTAGE TABLES	15

## List of Tables

1	Sex	16
2	Age	16
3	Are you Hispanic or Latino?	16
4	What is your race? Black or African American	17
5	What is your race? Asian	17
6	What is your race? American Indian	17
7	What is your race? Alaska Native	17
8	What is your race? White	18
9	What is your race? Native Hawaiian or Other Pacific Islander	18
10	What is your race? Other	18
11	What is the highest level of schooling completed by your mother or father?	19
12	Think of where you live most of the time. Which of the following people live there with you? Mother	19
13	Think of where you live most of the time. Which of the following people live there with you? Stepmother	19
14	Think of where you live most of the time. Which of the following people live there with you? Foster Mother	20
15	Think of where you live most of the time. Which of the following people live there with you? Grandmother	20
16	Think of where you live most of the time. Which of the following people live there with you? Aunt	20
17	Think of where you live most of the time. Which of the following people live there with you? Father	20
18	Think of where you live most of the time. Which of the following people live there with you? Stepfather	21
19	Think of where you live most of the time. Which of the following people live there with you? Foster Father	21
20	Think of where you live most of the time. Which of the following people live there with you? Grandfather	21
21	Think of where you live most of the time. Which of the following people live there with you? Uncle	21
22	Think of where you live most of the time. Which of the following people live there with you? Other Adults	22
23	Think of where you live most of the time. Which of the following people live there with you? Brother(s)	22
24	Think of where you live most of the time. Which of the following people live there with you? Stepbrother(s)	22
25	Think of where you live most of the time. Which of the following people live there with you? Sister(s)	22
26	Think of where you live most of the time. Which of the following people live there with you? Stepsister(s)	23

27	Think of where you live most of the time. Which of the following people live there with you? Other Children . . . . .	23
28	In my school, students have lots of chances to help decide things like class activities and rules. . . . .	23
29	Teachers ask me to work on special classroom projects. . . . .	23
30	My teacher(s) notices when I am doing a good job and lets me know about it. . . . .	24
31	There are lots of chances for students in my school to get involved in sports, clubs, and other school activities outside of class. . . . .	24
32	There are lots of chances for students in my school to talk with a teacher one-on-one. . . . .	24
33	I feel safe at my school. . . . .	25
34	The school lets my parents know when I have done something well. . . . .	25
35	My teachers praise me when I work hard in school. . . . .	25
36	Are your school grades better than the grades of most students in your class? . . . . .	26
37	I have lots of chances to be part of class discussions or activities. . . . .	26
38	Now thinking back over the past year in school, how often did you: enjoy being in school? . . . . .	26
39	Now thinking back over the past year in school, how often did you: hate being in school? . . . . .	27
40	Now thinking back over the past year in school, how often did you: try to do your best work in school? . . . . .	27
41	How often do you feel that the school work you are assigned is meaningful and important? . . . . .	27
42	Putting them all together, what were your grades like last year? . . . . .	28
43	How important do you think the things you are learning in school are going to be for your later life? . . . . .	28
44	How interesting are most of your courses to you? . . . . .	28
45	During the LAST FOUR WEEKS how many whole days of school have you missed because you skipped or 'cut'? . . . . .	29
46	What are the chances you would be seen as cool if you: smoked cigarettes? . . . . .	29
47	What are the chances you would be seen as cool if you: worked hard at school? . . . . .	29
48	What are the chances you would be seen as cool if you: began drinking alcoholic beverages regularly, that is, at least once or twice a month? . . . . .	30
49	What are the chances you would be seen as cool if you: defended someone who was being verbally abused at school? . . . . .	30
50	What are the chances you would be seen as cool if you: smoked marijuana? . . . . .	30
51	What are the chances you would be seen as cool if you: carried a handgun? . . . . .	31

52	Think of your four best friends (the friends you feel closest to). In the past year (12 months), how many of your best friends have: participated in clubs, organizations or activities at school? . . . . .	31
53	Think of your four best friends (the friends you feel closest to). In the past year (12 months), how many of your best friends have: smoked cigarettes? . . . . .	31
54	Think of your four best friends (the friends you feel closest to). In the past year (12 months), how many of your best friends have: tried beer, wine or hard liquor (for example, vodka, whiskey, or gin) when their parents didn't know about it? . . . . .	32
55	Think of your four best friends (the friends you feel closest to). In the past year (12 months), how many of your best friends have: made a commitment to stay drug-free? . . . . .	32
56	Think of your four best friends (the friends you feel closest to). In the past year (12 months), how many of your best friends have: used marijuana? . . . . .	32
57	Think of your four best friends (the friends you feel closest to). In the past year (12 months), how many of your best friends have: used prescription drugs or non-prescription drugs for the purposes of getting high? . . . . .	33
58	Think of your four best friends (the friends you feel closest to). In the past year (12 months), how many of your best friends have: used synthetic marijuana (K2, spice) or bath salts? . . . . .	33
59	Think of your four best friends (the friends you feel closest to). In the past year (12 months), how many of your best friends have: used LSD, cocaine, amphetamines, or other illegal drugs? . . . . .	33
60	Think of your four best friends (the friends you feel closest to). In the past year (12 months), how many of your best friends have: tried to do well in school? . . . . .	34
61	Think of your four best friends (the friends you feel closest to). In the past year (12 months), how many of your best friends have: been suspended from school? . . . . .	34
62	Think of your four best friends (the friends you feel closest to). In the past year (12 months), how many of your best friends have: liked school? . . . . .	34
63	Think of your four best friends (the friends you feel closest to). In the past year (12 months), how many of your best friends have: carried a handgun? . . . . .	35
64	Think of your four best friends (the friends you feel closest to). In the past year (12 months), how many of your best friends have: sold illegal drugs? . . . . .	35
65	Think of your four best friends (the friends you feel closest to). In the past year (12 months), how many of your best friends have: regularly attended religious services? . . . . .	35

66	Think of your four best friends (the friends you feel closest to). In the past year (12 months), how many of your best friends have: stolen or tried to steal a motor vehicle such as a car or motorcycle?	36
67	Think of your four best friends (the friends you feel closest to). In the past year (12 months), how many of your best friends have: been arrested?	36
68	Think of your four best friends (the friends you feel closest to). In the past year (12 months), how many of your best friends have: dropped out of school?	36
69	Think of your four best friends (the friends you feel closest to). In the past year (12 months), how many of your best friends have: been members of a gang?	37
70	How old were you when you first: smoked marijuana?	37
71	How old were you when you first: smoked a cigarette, even just a puff?	38
72	How old were you when you first: had more than a sip or two of beer, wine or hard liquor (for example, vodka, whiskey, or gin)?	38
73	How old were you when you first: began drinking alcoholic beverages regularly, that is, at least once or twice a month?	39
74	How old were you when you first: used Daztrex?	39
75	How old were you when you first: got suspended from school?	40
76	How old were you when you first: got arrested?	40
77	How old were you when you first: carried a handgun?	41
78	How old were you when you first: attacked someone with the idea of seriously hurting them?	41
79	How old were you when you first: belonged to a gang?	42
80	How wrong do you think it is for someone your age to: take a handgun to school?	42
81	How wrong do you think it is for someone your age to: steal anything worth more than \$5?	42
82	How wrong do you think it is for someone your age to: pick a fight with someone?	43
83	How wrong do you think it is for someone your age to: attack someone with the idea of seriously hurting them?	43
84	How wrong do you think it is for someone your age to: stay away from school all day when their parents think they are at school?	43
85	How wrong do you think it is for someone your age to: drink beer, wine or hard liquor (for example, vodka, whiskey, or gin) regularly?	44
86	How wrong do you think it is for someone your age to: smoke cigarettes?	44
87	How wrong do you think it is for someone your age to: smoke marijuana?	44
88	How wrong do you think it is for someone your age to: use prescription drugs or non-prescription drugs for the purpose of getting high?	45

89	How wrong do you think it is for someone your age to: use synthetic marijuana (K2, spice) or bath salts?	45
90	How wrong do you think it is for someone your age to: use LSD, cocaine, amphetamines or another illegal drug?	45
91	At school during the past 12 months, did you receive help from the resource teacher, speech therapist or other special education teacher?	46
92	How many times in the past year (12 months) have you: been suspended from school?	46
93	How many times in the past year (12 months) have you: carried a handgun?	46
94	How many times in the past year (12 months) have you: sold illegal drugs?	47
95	How many times in the past year (12 months) have you: stolen or tried to steal a motor vehicle such as a car or motorcycle?	47
96	How many times in the past year (12 months) have you: participated in clubs, organizations or activities at school?	48
97	How many times in the past year (12 months) have you: been arrested?	48
98	How many times in the past year (12 months) have you: attacked someone with the idea of seriously hurting them?	49
99	How many times in the past year (12 months) have you: been drunk or high at school?	49
100	How many times in the past year (12 months) have you: taken a handgun to school?	50
101	Are you currently on probation, or assigned a probation officer with Juvenile Court?	50
102	Have you ever belonged to a gang?	50
103	If you have ever belonged to a gang, did that gang have a name?	51
104	You are at a party at someone's house, and one of your friends offers you a drink containing alcohol. What would you say or do?	51
105	How often do you attend religious services or activities?	51
106	I think sometimes it's okay to cheat at school.	52
107	It is important to think before you act.	52
108	Sometimes I think that life is not worth it.	52
109	At times I think I am no good at all.	53
110	All in all, I am inclined to think that I am a failure.	53
111	In the past year, have you felt depressed or sad MOST days, even if you felt okay sometimes?	53
112	It is all right to beat up people if they start the fight.	54
113	I think it is okay to take something without asking if you can get away with it.	54
114	Where do you get the most information about living a drug and alcohol free life? Parents/guardians	54
115	Where do you get the most information about living a drug and alcohol free life? Friends	55

116	Where do you get the most information about living a drug and alcohol free life? Family members . . . . .	55
117	Where do you get the most information about living a drug and alcohol free life? School . . . . .	55
118	Where do you get the most information about living a drug and alcohol free life? Internet . . . . .	56
119	Where do you get the most information about living a drug and alcohol free life? TV . . . . .	56
120	Where do you get the most information about living a drug and alcohol free life? Social media . . . . .	56
121	How much do you think people risk harming themselves (physically or in other ways) if they: smoked one or more packs of cigarettes per day? . . . . .	57
122	How much do you think people risk harming themselves (physically or in other ways) if they: try marijuana once or twice? . . . . .	57
123	How much do you think people risk harming themselves (physically or in other ways) if they: smoke marijuana once or twice a week? . . . . .	57
124	How much do you think people risk harming themselves (physically or in other ways) if they: take one or two drinks of an alcoholic beverage (beer, wine, liquor) nearly every day? . . . . .	58
125	How much do you think people risk harming themselves (physically or in other ways) if they: have five or more drinks of an alcoholic beverage once or twice each weekend? . . . . .	58
126	How much do you think people risk harming themselves (physically or in other ways) if they: use prescription drugs that are not prescribed to them? . . . . .	58
127	How much do you think people risk harming themselves (physically or in other ways) if they: use non-prescription drugs to get high? . . . . .	59
128	Have you ever used smokeless tobacco (chew, snuff, plug, dipping tobacco, or chewing tobacco)? . . . . .	59
129	How often have you taken smokeless tobacco during the past 30 days? . . . . .	59
130	Have you ever smoked cigarettes? . . . . .	60
131	How frequently have you smoked cigarettes during the past 30 days? . . . . .	60
132	Which statement best describes rules about smoking inside your home? . . . . .	60
133	Which statement best describes rules about smoking in your family cars? . . . . .	61
134	During this school year, were you taught in any of your classes about the dangers of tobacco use? . . . . .	61
135	During the past 12 months, have you participated in any community activities to discourage people your age from using cigarettes, chewing tobacco, snuff, dip or cigars? . . . . .	61
136	Think back over the last two weeks. How many times have you had five or more alcoholic drinks in a row? . . . . .	62

137	During the past 30 days, how many times did you ride in a car or other vehicle driven by someone who had been drinking alcohol or using drugs to get high? . . . . .	62
138	During the past 30 days, how many times did you drive a car or other vehicle when you had been drinking alcohol or using drugs to get high? . . . . .	62
139	If you drank alcohol (not just a sip or taste) in the past year, how did you usually get it? . . . . .	63
140	If you drank alcohol (not just a sip or taste) in the past year, where did you usually drink it? . . . . .	63
141	How do you feel about someone your age having one or two drinks of an alcoholic beverage nearly every day? . . . . .	64
142	On how many occasions have you had alcoholic beverages (beer, wine or hard liquor) to drink in your lifetime - more than just a few sips? . . . . .	64
143	On how many occasions have you drunk one of more drinks of an alcoholic beverage during the past 30 days? . . . . .	64
144	On how many occasions have you used marijuana (grass, pot) or hashish (hash, hash oil) in your lifetime? . . . . .	65
145	On how many occasions have you used marijuana (grass, pot) or hashish (hash, hash oil) during the past 30 days? . . . . .	65
146	On how many occasions have you used LSD or other psychedelics in your lifetime? . . . . .	65
147	On how many occasions have you used LSD or other psychedelics during the past 30 days? . . . . .	66
148	On how many occasions have you used cocaine or crack in your lifetime? . . . . .	66
149	On how many occasions have you used cocaine or crack during the past 30 days? . . . . .	66
150	On how many occasions have you sniffed glue, breathed the contents of an aerosol spray can, or inhaled other gases or sprays, in order to get high in your lifetime? . . . . .	67
151	On how many occasions have you sniffed glue, breathed the contents of an aerosol spray can, or inhaled other gases or sprays, in order to get high during the past 30 days? . . . . .	67
152	On how many occasions have you used Daztrex in your lifetime? . . . . .	68
153	On how many occasions have you used Daztrex during the past 30 days? . . . . .	68
154	On how many occasions have you used synthetic marijuana in your lifetime? . . . . .	68
155	On how many occasions have you used synthetic marijuana during the past 30 days? . . . . .	69
156	On how many occasions have you used methamphetamines (meth, speed, crank, crystal meth) in your lifetime? . . . . .	69

157	On how many occasions have you used methamphetamines (meth, speed, crank, crystal meth) in the past 30 days? . . . . .	69
158	On how many occasions have you used other chemical products (bath salts, plant food, etc.) in your lifetime? . . . . .	70
159	On how many occasions have you used other chemical products (bath salts, plant food, etc.) during the past 30 days? . . . . .	70
160	On how many occasions have you used heroin or other opiates in your lifetime? . . . . .	70
161	On how many occasions have you used heroin or other opiates during the past 30 days? . . . . .	71
162	On how many occasions have you used MDMA ('X', 'E', or ecstasy) in your lifetime? . . . . .	71
163	On how many occasions have you used MDMA ('X', 'E', or ecstasy) during the past 30 days? . . . . .	71
164	On how many occasions have you taken prescription drugs (such as Valium, Xanax, Ritalin, Adderall, OxyContin, Darvocet, or sleeping pills) not prescribed to you in your lifetime? . . . . .	72
165	On how many occasions have you taken prescription drugs (such as Valium, Xanax, Ritalin, Adderall, OxyContin, Darvocet, or sleeping pills) not prescribed to you during the past 30 days? . . . . .	72
166	On how many occasions have you taken non-prescription medicines such as diet pills (for example, Dietac, Dexatrim or Prolamine), stay-awake pills (for example No-Doz, Vivarin, or Wake), or cough or cold medicines (robos, DXM, etc.) to get high in your lifetime? . . . . .	73
167	On how many occasions have you taken non-prescription medicines such as diet pills (for example, Dietac, Dexatrim or Prolamine), stay-awake pills (for example No-Doz, Vivarin, or Wake), or cough or cold medicines (robos, DXM, etc.) to get high during the past 30 days? . . . . .	73
168	On how many occasions have you been drunk or very high from drinking alcoholic beverages during the past 30 days? . . . . .	74
169	On how many occasions have you drunk flavored alcoholic beverages, sometimes called 'alcopops' (like Mike's Hard Lemonade, Smirnoff Ice, Bacardi Breezers, etc.) in your lifetime? . . . . .	74
170	On how many occasions have you drunk flavored alcoholic beverages, sometimes called 'alcopops' (like Mike's Hard Lemonade, Smirnoff Ice, Bacardi Breezers, etc.) during the past 30 days? . . . . .	75
171	If you used prescription drugs or over the counter drugs without a doctor telling you to use it or for the purpose of getting high, where did you get these drugs? . . . . .	75
172	During the last month, about how many marijuana cigarettes, or the equivalent, did you smoke a day, on the average? . . . . .	76
173	How wrong do your friends feel it would be for YOU to: drink alcohol? . . . . .	76
174	How wrong do your friends feel it would be for YOU to: smoke tobacco? . . . . .	76

175	How wrong do your friends feel it would be for YOU to: smoke marijuana? . . . . .	77
176	How wrong do your friends feel it would be for YOU to: use prescription drugs not prescribed to you . . . . .	77
177	How wrong would most adults (over 21) in your neighborhood think it is for kids your age: to use marijuana? . . . . .	77
178	How wrong would most adults (over 21) in your neighborhood think it is for kids your age: to drink alcohol? . . . . .	78
179	How wrong would most adults (over 21) in your neighborhood think it is for kids your age: to smoke cigarettes? . . . . .	78
180	How much do each of the following statements describe your neighborhood? crime and/or drug selling . . . . .	78
181	How much do each of the following statements describe your neighborhood? fights . . . . .	79
182	How much do each of the following statements describe your neighborhood? lots of empty or abandoned buildings . . . . .	79
183	How much do each of the following statements describe your neighborhood? lots of graffiti . . . . .	79
184	I feel safe in my neighborhood. . . . .	80
185	If a kid smoked marijuana in your neighborhood would he or she be caught by the police? . . . . .	80
186	If a kid drank some beer, wine or hard liquor (for example, vodka, whiskey, or gin) in your neighborhood would he or she be caught by the police? . . . . .	80
187	If a kid carried a handgun in your neighborhood would he or she be caught by the police? . . . . .	81
188	If you wanted to get some cigarettes, how easy would it be for you to get some? . . . . .	81
189	If you wanted to get some beer, wine or hard liquor (for example, vodka, whiskey, or gin), how easy would it be for you to get some? . . . . .	81
190	If you wanted to get a drug like cocaine, LSD, or amphetamines, how easy would it be for you to get some? . . . . .	82
191	If you wanted to get a handgun, how easy would it be for you to get one? . . . . .	82
192	If you wanted to get some marijuana, how easy would it be for you to get some? . . . . .	82
193	If you wanted to get prescription drugs for the purpose of getting high, how easy would it be for you to get some? . . . . .	83
194	If you wanted to get synthetic marijuana such as K2 or chemical products such as bath salts to get high, how easy would it be for you to get some? . . . . .	83
195	If you wanted to get steroids to enhance athletic performance, how easy would it be for you to get some? . . . . .	83



196	During the past 12 months, have you participated in any alcohol prevention programs or seen any alcohol prevention messages in your school or community? Yes, a school-based program focused on preventing underage drinking and/or drinking and driving. . . .	84
197	During the past 12 months, have you participated in any alcohol prevention programs or seen any alcohol prevention messages in your school or community? Yes, a community-based program focused on preventing underage drinking and/or drinking and driving (for example, through your church or temple or through youth groups like Boys and Girls Club or 4-H). . . .	84
198	During the past 12 months, have you participated in any alcohol prevention programs or seen any alcohol prevention messages in your school or community? Yes, a media campaign addressing underage drinking and/or drinking and driving (for example, newspaper ads, posters, pamphlets, radio, TV). . . .	84
199	During the past 12 months, have you participated in any alcohol prevention programs or seen any alcohol prevention messages in your school or community? No . . . .	84
200	How wrong do your parents feel it would be for YOU to: drink beer, wine or hard liquor (for example, vodka, whiskey or gin) regularly? .	85
201	How wrong do your parents feel it would be for YOU to: smoke tobacco? . . . .	85
202	How wrong do your parents feel it would be for YOU to: smoke marijuana? . . . .	85
203	How wrong do your parents feel it would be for YOU to: use prescription drugs not prescribed to you? . . . .	86
204	How wrong do your parents feel it would be for YOU to: steal something worth more than \$5? . . . .	86
205	How wrong do your parents feel it would be for YOU to: draw graffiti, write things, or draw pictures on buildings or other property (without the owner's permission)? . . . .	86
206	How wrong do your parents feel it would be for YOU to: pick a fight with someone? . . . .	87
207	During the past 12 months, have you talked with at least one of your parents about the dangers of underage drinking and/or drinking and driving? By parents, we mean either your biological parents, adoptive parents, stepparents, or adult guardians - whether or not they live with you. . . .	87
208	The rules in my family are clear. . . .	87
209	People in my family often insult or yell at each other. . . .	88
210	When I am not at home, one of my parents knows where I am and who I am with. . . .	88
211	We argue about the same things in my family over and over. . . .	88

212	If you drank some beer or wine or liquor (for example, vodka, whiskey, or gin) without your parents' permission, would you be caught by your parents? . . . .	89
213	My family has clear rules about alcohol and drug use. . . .	89
214	If you carried a handgun without your parents' permission, would you be caught by your parents? . . . .	89
215	If you skipped school would you be caught by your parents? . . . .	90
216	My parents ask if I've gotten my homework done. . . .	90
217	People in my family have serious arguments. . . .	90
218	Would your parents know if you did not come home on time? . . . .	91
219	Have any of your brothers or sisters ever: drunk beer, wine or hard liquor (for example, vodka, whiskey or gin)? . . . .	91
220	Have any of your brothers or sisters ever: smoked marijuana? . . . .	91
221	Have any of your brothers or sisters ever: smoked cigarettes? . . . .	91
222	Have any of your brothers or sisters ever: taken a handgun to school? .	92
223	Have any of your brothers or sisters ever: been suspended or expelled from school? . . . .	92
224	Have you changed homes in the past year (the last 12 months)? . . .	92
225	How many times have you changed homes since kindergarten? . . . .	92
226	Have you changed schools (including changing from elementary to middle and middle to high school) in the past year? . . . .	93
227	How many times have you changed schools since kindergarten (including changing from elementary to middle and middle to high school)? . . . .	93
228	Has anyone in your family ever had severe alcohol or drug problems? .	93
229	About how many adults (over 21) have you known personally who in the past year have: used marijuana, crack, cocaine, or other drugs? .	94
230	About how many adults (over 21) have you known personally who in the past year have: sold or dealt drugs? . . . .	94
231	About how many adults (over 21) have you known personally who in the past year have: done other things that could get them in trouble with the police, like stealing, selling stolen goods, mugging or assaulting others, etc.? . . . .	94
232	About how many adults (over 21) have you known personally who in the past year have: gotten drunk or high? . . . .	95
233	Have you seen or heard information about underage drinking in the past 12 months from the following sources? Radio . . . .	95
234	Have you seen or heard information about underage drinking in the past 12 months from the following sources? TV. . . .	95
235	Have you seen or heard information about underage drinking in the past 12 months from the following sources? Print. This includes information on underage drinking you may have seen in the newspaper, on a billboard, in pamphlets, on stickers, etc. . . .	95



236	Have you seen or heard information about underage drinking in the past 12 months from the following sources? Website or social media? (Facebook, Myspace, website, etc.) . . . . .	96
237	The next questions ask about your opinions of the information you saw or heard. If you have seen or heard more than one ad, please think about your favorite ad when answering these questions. The information about underage drinking that I saw or heard was convincing. . . . .	96
238	The next questions ask about your opinions of the information you saw or heard. If you have seen or heard more than one ad, please think about your favorite ad when answering these questions. The information about underage drinking that I saw or heard grabbed my attention. . . . .	96
239	The next questions ask about your opinions of the information you saw or heard. If you have seen or heard more than one ad, please think about your favorite ad when answering these questions. The information about underage drinking that I saw or heard said something important to me. . . . .	97
240	The next questions ask about your opinions of the information you saw or heard. If you have seen or heard more than one ad, please think about your favorite ad when answering these questions. Seeing or hearing this information about underage drinking made me want to stop or decrease my drinking. . . . .	97
241	How honest were you in filling out this survey? . . . . .	97

## List of Figures

1	Grade Chart . . . . .	11
2	Gender Chart . . . . .	12
3	Age Chart . . . . .	13
4	Ethnic Origin Chart . . . . .	14

# 1 INTRODUCTION

This report was generated from data collected on the *2012 Arkansas Prevention Needs Assessment Student Survey*. This report contains basic frequency tables of all data collected and graphs on the selected demographic variables of grade, gender, age and ethnic origin. The graph on ethnic origin is represented as a bar chart rather than as a pie chart. This is because students were allowed to mark more than one response for ethnic origin as opposed to being allowed to mark only one response. The bars represent the percent of students who marked each of the ethnic categories.

Questions regarding the information found in this report can be directed to:

**Pride Surveys**

160 Vanderbilt Court  
Bowling Green, KY 42103  
1-800-279-6361  
[www.pridesurveys.com](http://www.pridesurveys.com)

# Grade Chart

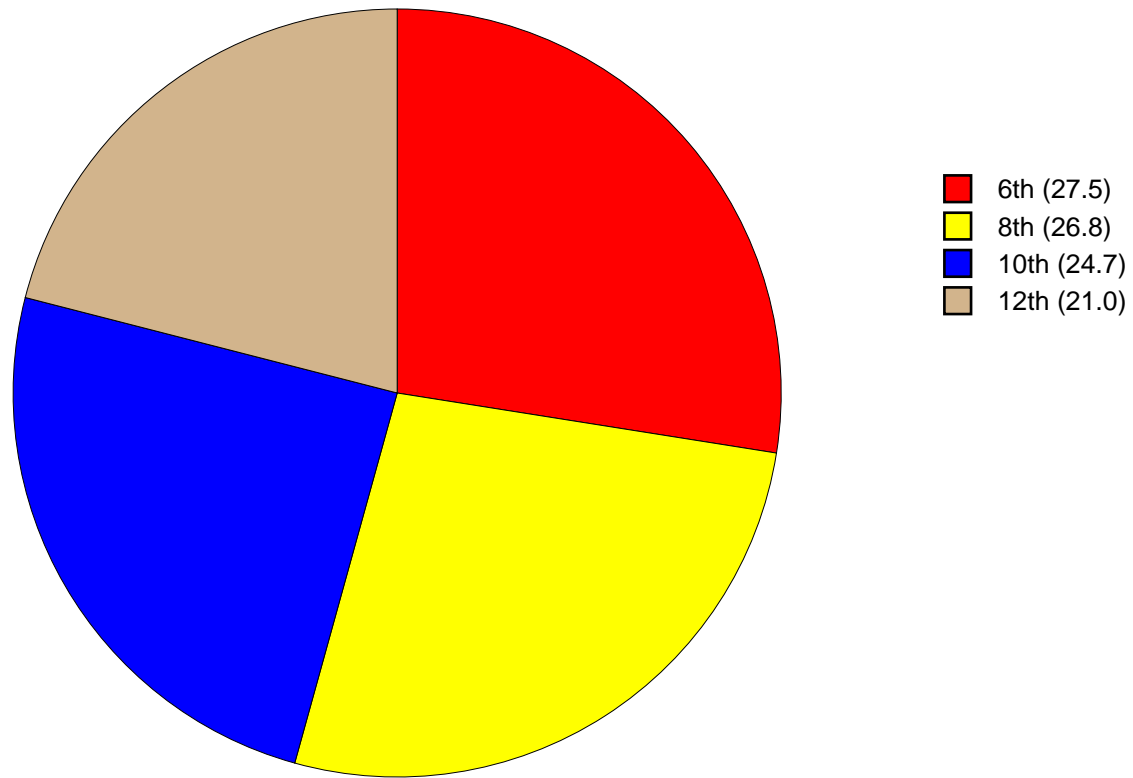


Figure 1: Grade Chart

## Gender Chart

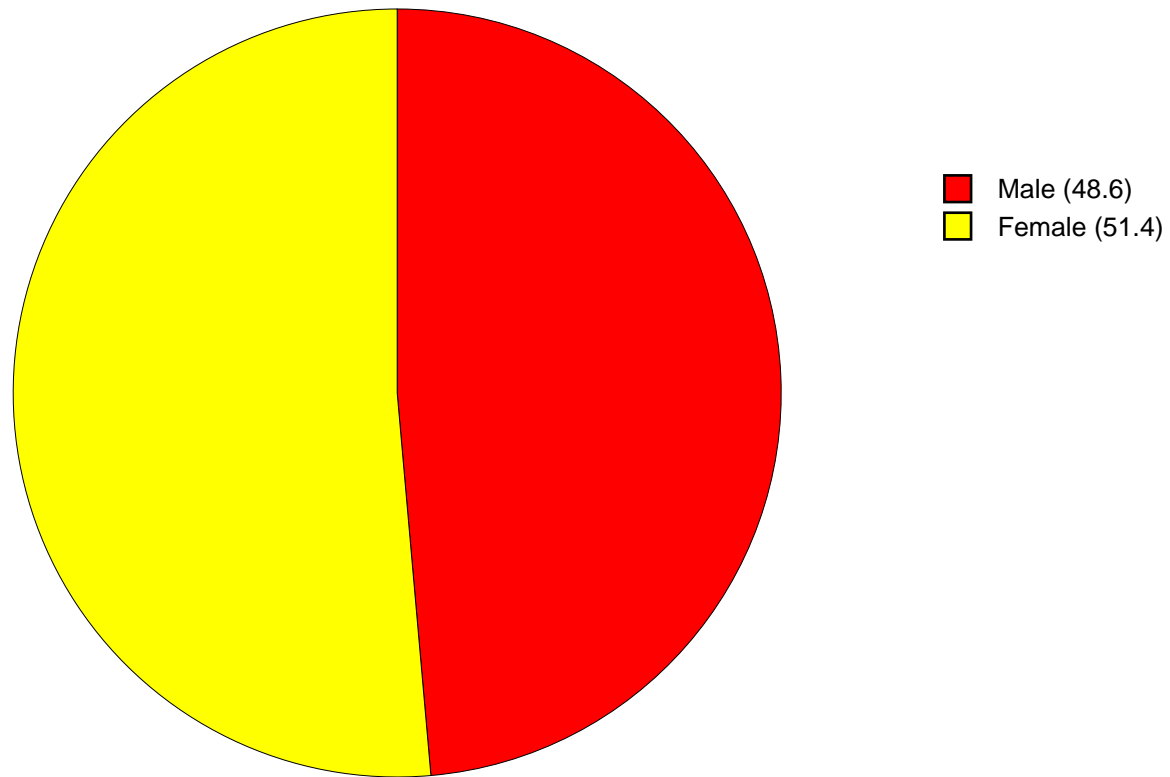


Figure 2: Gender Chart

# Age Chart

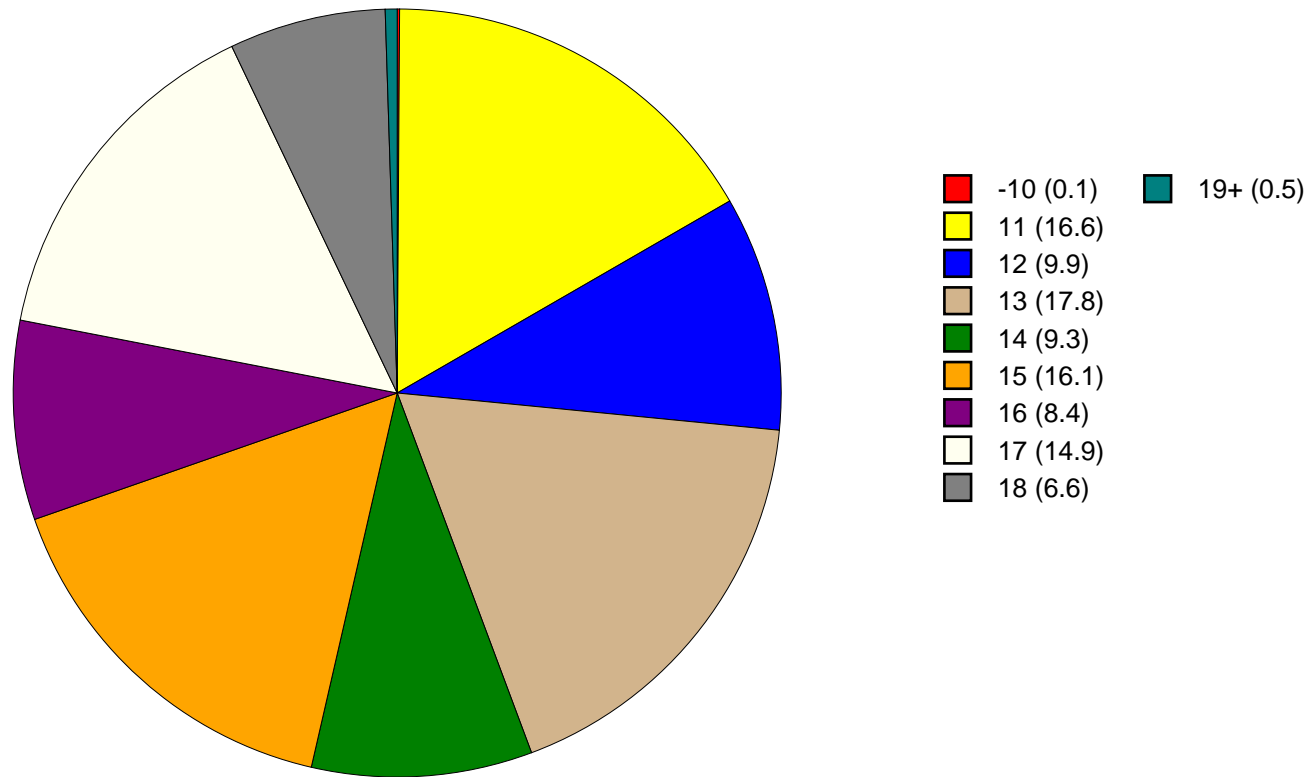


Figure 3: Age Chart

# Ethnic Origin Chart

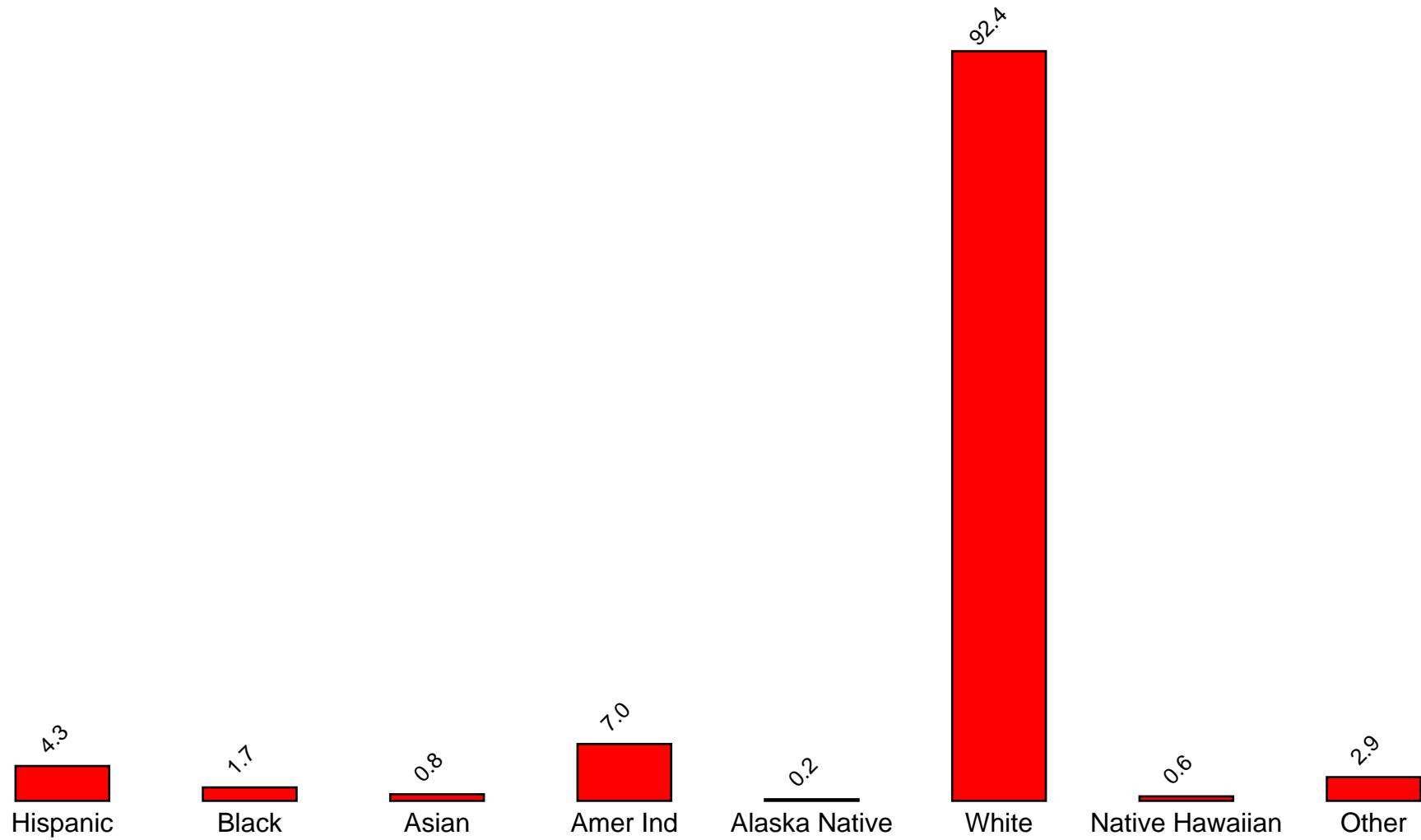


Figure 4: Ethnic Origin Chart

## 2 PERCENTAGE TABLES

The following tables contain frequency distribution detailing how your students responded to each question on the survey. The tables appear in the same order as the questions on the survey. The tables include breakdowns by grade level as well as overall percentages. The *N of Valid* row is a frequency count of the number of valid responses to each question for each grade and overall. The *N of Miss* row is a frequency count of the number of invalid (marked more than one response) or missing (i.e. did not respond) responses to each question for each grade and overall.

For the questions that allowed more than one response (i.e. race, live with, etc.) each response becomes a separate table. If a student did not mark the response, that was counted as a NO response, and if they did mark the response, that was counted as a YES response. Since a non response is a valid response for these questions, the *N of Miss* will always be zero for these questions.



Table 1: Sex



Response	6	8	10	12	Total	
Male	51.2	49.8	48.0	44.3	48.6	
Female	48.8	50.2	52.0	55.7	51.4	
N of Valid	842	824	760	646	3072	
N of Miss	7	2	2	0	11	

Table 2: Age











Response	6	8	10	12	Total	
10 or younger	0.2	0.0	0.0	0.0	0.1	
11	60.8	0.0	0.0	0.0	16.6	
12	35.5	0.6	0.0	0.0	9.9	
13	3.5	62.8	0.0	0.0	17.8	
14	0.0	34.2	0.4	0.0	9.3	
15	0.0	2.4	62.3	0.0	16.1	
16	0.0	0.0	33.2	0.8	8.4	
17	0.0	0.0	4.1	65.9	14.9	
18	0.0	0.0	0.0	31.2	6.6	
19 or older	0.0	0.0	0.0	2.2	0.5	
N of Valid	837	822	761	645	3065	
N of Miss	12	4	1	1	18	

Table 3: Are you Hispanic or Latino?



Response	6	8	10	12	Total	
No	96.1	96.5	94.1	96.2	95.7	
Yes	3.9	3.5	5.9	3.8	4.3	
N of Valid	762	790	749	635	2936	
N of Miss	87	36	13	11	147	

Table 4: What is your race? Black or African American



Response	6	8	10	12	Total	
No	98.7	98.2	98.0	98.5	98.3	
Yes	1.3	1.8	2.0	1.5	1.7	
N of Valid	849	826	762	646	3083	
N of Miss	0	0	0	0	0	

Table 5: What is your race? Asian



Response	6	8	10	12	Total	
No	99.5	99.4	99.2	98.5	99.2	
Yes	0.5	0.6	0.8	1.5	0.8	
N of Valid	849	826	762	646	3083	
N of Miss	0	0	0	0	0	

Table 6: What is your race? American Indian



Response	6	8	10	12	Total	
No	89.4	91.5	95.4	96.7	93.0	
Yes	10.6	8.5	4.6	3.3	7.0	
N of Valid	849	826	762	646	3083	
N of Miss	0	0	0	0	0	

Table 7: What is your race? Alaska Native



Response	6	8	10	12	Total	
No	100.0	100.0	99.3	99.8	99.8	
Yes	0.0	0.0	0.7	0.2	0.2	
N of Valid	849	826	762	646	3083	
N of Miss	0	0	0	0	0	

Table 8: What is your race? White



Response	6	8	10	12	Total	
No	11.1	6.1	8.0	4.6	7.6	
Yes	88.9	93.9	92.0	95.4	92.4	
N of Valid	849	826	762	646	3083	
N of Miss	0	0	0	0	0	

Table 9: What is your race? Native Hawaiian or Other Pacific Islander



Response	6	8	10	12	Total	
No	99.2	99.5	99.6	99.5	99.4	
Yes	0.8	0.5	0.4	0.5	0.6	
N of Valid	849	826	762	646	3083	
N of Miss	0	0	0	0	0	

Table 10: What is your race? Other



Response	6	8	10	12	Total	
No	96.3	97.0	97.4	97.8	97.1	
Yes	3.7	3.0	2.6	2.2	2.9	
N of Valid	849	826	762	646	3083	
N of Miss	0	0	0	0	0	

Table 11: What is the highest level of schooling completed by your mother or father?









Response	6	8	10	12	Total	
Completed grade school or less	3.0	1.5	0.5	0.5	1.4	
Some high school	3.0	4.8	8.3	13.0	7.0	
Completed high school	14.3	17.5	21.4	19.4	18.0	
Some college	11.8	14.3	19.9	23.8	17.1	
Completed college	22.0	26.7	25.9	25.6	25.0	
Graduate or professional school after college	9.5	11.8	10.4	10.0	10.5	
Don't know	35.3	21.8	12.3	6.2	19.7	
Does not apply	1.0	1.6	1.3	1.6	1.4	
N of Valid	790	806	749	640	2985	
N of Miss	59	20	13	6	98	

Table 12: Think of where you live most of the time. Which of the following people live there with you? Mother



Response	6	8	10	12	Total	
No	16.5	15.4	16.4	21.7	17.3	
Yes	83.5	84.6	83.6	78.3	82.7	
N of Valid	849	826	762	646	3083	
N of Miss	0	0	0	0	0	

Table 13: Think of where you live most of the time. Which of the following people live there with you? Stepmother



Response	6	8	10	12	Total	
No	94.0	93.5	94.0	92.6	93.5	
Yes	6.0	6.5	6.0	7.4	6.5	
N of Valid	849	826	762	646	3083	
N of Miss	0	0	0	0	0	

Table 14: Think of where you live most of the time. Which of the following people live there with you? Foster Mother



Response	6	8	10	12	Total	
No	99.4	98.9	99.2	100.0	99.4	
Yes	0.6	1.1	0.8	0.0	0.6	
N of Valid	849	826	762	646	3083	
N of Miss	0	0	0	0	0	

Table 15: Think of where you live most of the time. Which of the following people live there with you? Grandmother



Response	6	8	10	12	Total	
No	89.3	89.0	89.2	89.5	89.2	
Yes	10.7	11.0	10.8	10.5	10.8	
N of Valid	849	826	762	646	3083	
N of Miss	0	0	0	0	0	

Table 16: Think of where you live most of the time. Which of the following people live there with you? Aunt



Response	6	8	10	12	Total	
No	96.6	97.8	96.6	97.4	97.1	
Yes	3.4	2.2	3.4	2.6	2.9	
N of Valid	849	826	762	646	3083	
N of Miss	0	0	0	0	0	

Table 17: Think of where you live most of the time. Which of the following people live there with you? Father



Response	6	8	10	12	Total	
No	37.0	39.3	39.6	37.8	38.4	
Yes	63.0	60.7	60.4	62.2	61.6	
N of Valid	849	826	762	646	3083	
N of Miss	0	0	0	0	0	

Table 18: Think of where you live most of the time. Which of the following people live there with you? Stepfather



Response	6	8	10	12	Total	
No	86.9	83.7	85.4	89.3	86.2	
Yes	13.1	16.3	14.6	10.7	13.8	
N of Valid	849	826	762	646	3083	
N of Miss	0	0	0	0	0	

Table 19: Think of where you live most of the time. Which of the following people live there with you? Foster Father



Response	6	8	10	12	Total	
No	99.4	99.2	99.6	100.0	99.5	
Yes	0.6	0.8	0.4	0.0	0.5	
N of Valid	849	826	762	646	3083	
N of Miss	0	0	0	0	0	

Table 20: Think of where you live most of the time. Which of the following people live there with you? Grandfather



Response	6	8	10	12	Total	
No	93.8	93.1	92.1	93.7	93.2	
Yes	6.2	6.9	7.9	6.3	6.8	
N of Valid	849	826	762	646	3083	
N of Miss	0	0	0	0	0	

Table 21: Think of where you live most of the time. Which of the following people live there with you? Uncle



Response	6	8	10	12	Total	
No	96.0	97.3	97.1	96.3	96.7	
Yes	4.0	2.7	2.9	3.7	3.3	
N of Valid	849	826	762	646	3083	
N of Miss	0	0	0	0	0	

Table 22: Think of where you live most of the time. Which of the following people live there with you? Other Adults



Response	6	8	10	12	Total	
No	97.4	97.8	96.6	95.8	97.0	
Yes	2.6	2.2	3.4	4.2	3.0	
N of Valid	849	826	762	646	3083	
N of Miss	0	0	0	0	0	

Table 23: Think of where you live most of the time. Which of the following people live there with you? Brother(s)



Response	6	8	10	12	Total	
No	55.5	56.8	60.0	64.9	58.9	
Yes	44.5	43.2	40.0	35.1	41.1	
N of Valid	849	826	762	646	3083	
N of Miss	0	0	0	0	0	

Table 24: Think of where you live most of the time. Which of the following people live there with you? Stepbrother(s)



Response	6	8	10	12	Total	
No	94.5	94.1	95.8	97.5	95.3	
Yes	5.5	5.9	4.2	2.5	4.7	
N of Valid	849	826	762	646	3083	
N of Miss	0	0	0	0	0	

Table 25: Think of where you live most of the time. Which of the following people live there with you? Sister(s)



Response	6	8	10	12	Total	
No	57.2	58.1	66.7	66.3	61.7	
Yes	42.8	41.9	33.3	33.7	38.3	
N of Valid	849	826	762	646	3083	
N of Miss	0	0	0	0	0	



Table 26: Think of where you live most of the time. Which of the following people live there with you? Stepsister(s)

Response	6	8	10	12	Total	
No	95.3	95.0	95.9	97.2	95.8	
Yes	4.7	5.0	4.1	2.8	4.2	
N of Valid	849	826	762	646	3083	
N of Miss	0	0	0	0	0	

Table 27: Think of where you live most of the time. Which of the following people live there with you? Other Children

Response	6	8	10	12	Total	
No	96.2	96.5	94.6	94.6	95.6	
Yes	3.8	3.5	5.4	5.4	4.4	
N of Valid	849	826	762	646	3083	
N of Miss	0	0	0	0	0	

Table 28: In my school, students have lots of chances to help decide things like class activities and rules.

Response	6	8	10	12	Total	
NO!	15.8	11.3	11.9	15.3	13.5	
no	41.0	35.7	33.8	32.7	36.0	
yes	37.1	45.5	47.1	40.0	42.5	
YES!	6.2	7.5	7.3	12.0	8.0	
N of Valid	812	815	758	642	3027	
N of Miss	37	11	4	4	56	

Table 29: Teachers ask me to work on special classroom projects.

Response	6	8	10	12	Total	
NO!	9.3	9.9	7.5	8.3	8.8	
no	36.5	40.9	42.7	31.6	38.2	
yes	43.6	42.7	41.9	50.5	44.4	
YES!	10.6	6.5	7.8	9.7	8.6	
N of Valid	817	815	756	642	3030	
N of Miss	32	11	6	4	53	

Table 30: My teacher(s) notices when I am doing a good job and lets me know about it.

Response	6	8	10	12	Total
NO!	4.3	5.6	6.1	4.7	5.2
no	13.6	21.0	24.6	17.0	19.0
yes	48.4	54.1	52.6	60.9	53.6
YES!	33.7	19.3	16.7	17.4	22.2
N of Valid	822	815	753	642	3032
N of Miss	27	11	9	4	51

Table 31: There are lots of chances for students in my school to get involved in sports, clubs, and other school activities outside of class.

Response	6	8	10	12	Total
NO!	3.5	1.6	1.6	1.6	2.1
no	12.6	4.3	4.6	4.8	6.7
yes	40.2	35.0	38.0	39.0	38.0
YES!	43.7	59.1	55.7	54.6	53.1
N of Valid	820	817	757	641	3035
N of Miss	29	9	5	5	48

Table 32: There are lots of chances for students in my school to talk with a teacher one-on-one.

Response	6	8	10	12	Total
NO!	2.7	4.2	4.2	3.3	3.6
no	13.9	18.9	19.0	13.6	16.5
yes	51.5	49.4	53.9	52.9	51.8
YES!	31.9	27.5	22.8	30.2	28.1
N of Valid	819	814	753	639	3025
N of Miss	30	12	9	7	58

Table 33: I feel safe at my school.

Response	6	8	10	12	Total
NO!	4.0	4.6	4.9	4.4	4.5
no	7.6	9.6	9.0	5.5	8.1
yes	37.7	52.1	55.7	54.8	49.6
YES!	50.7	33.7	30.4	35.3	37.9
N of Valid	827	812	754	637	3030
N of Miss	22	14	8	9	53

Table 34: The school lets my parents know when I have done something well.

Response	6	8	10	12	Total
NO!	8.0	17.1	16.3	17.0	14.4
no	29.7	41.8	47.5	47.3	41.1
yes	42.6	30.9	30.5	29.7	33.7
YES!	19.7	10.3	5.7	5.9	10.8
N of Valid	817	809	754	640	3020
N of Miss	32	17	8	6	63

Table 35: My teachers praise me when I work hard in school.

Response	6	8	10	12	Total
NO!	11.9	13.7	11.9	10.1	12.0
no	29.8	40.5	41.5	33.7	36.4
yes	41.7	37.6	39.9	47.7	41.5
YES!	16.7	8.2	6.6	8.4	10.1
N of Valid	810	808	754	643	3015
N of Miss	39	18	8	3	68

Table 36: Are your school grades better than the grades of most students in your class?

Response	6	8	10	12	Total
NO!	8.9	7.8	7.4	4.8	7.4
no	31.0	29.6	33.2	25.5	30.0
yes	42.5	45.4	43.0	49.9	45.0
YES!	17.7	17.2	16.4	19.8	17.6
N of Valid	810	804	758	643	3015
N of Miss	39	22	4	3	68

Table 37: I have lots of chances to be part of class discussions or activities.

Response	6	8	10	12	Total
NO!	2.9	3.5	3.4	1.7	3.0
no	15.7	13.2	15.3	10.7	13.9
yes	51.3	56.8	62.0	64.2	58.2
YES!	30.1	26.4	19.3	23.3	25.0
N of Valid	823	818	757	643	3041
N of Miss	26	8	5	3	42

Table 38: Now thinking back over the past year in school, how often did you: enjoy being in school?

Response	6	8	10	12	Total
Never	7.1	6.2	9.1	10.0	8.0
Seldom	6.6	10.1	16.0	13.8	11.4
Sometimes	37.7	40.5	39.4	42.3	39.9
Often	25.7	28.8	26.6	24.7	26.6
Almost always	22.8	14.4	8.8	9.2	14.2
N of Valid	832	820	758	643	3053
N of Miss	17	6	4	3	30

Table 39: Now thinking back over the past year in school, how often did you: hate being in school?






Response	6	8	10	12	Total	
Never	18.4	8.9	5.4	4.7	9.7	
Seldom	28.1	28.4	25.6	23.5	26.6	
Sometimes	32.2	35.4	35.8	40.3	35.7	
Often	11.0	17.9	21.5	19.8	17.3	
Almost always	10.4	9.3	11.6	11.8	10.7	
N of Valid	827	819	757	643	3046	
N of Miss	22	7	5	3	37	

Table 40: Now thinking back over the past year in school, how often did you: try to do your best work in school?






Response	6	8	10	12	Total	
Never	0.2	0.9	0.5	0.9	0.6	
Seldom	1.0	2.5	5.2	4.2	3.1	
Sometimes	6.8	8.9	15.3	17.8	11.8	
Often	17.7	29.2	37.7	38.4	30.1	
Almost always	74.3	58.5	41.4	38.6	54.3	
N of Valid	825	808	754	640	3027	
N of Miss	24	18	8	6	56	

Table 41: How often do you feel that the school work you are assigned is meaningful and important?






Response	6	8	10	12	Total	
Never	5.1	6.6	8.1	8.0	6.9	
Seldom	9.2	14.8	21.4	21.1	16.2	
Sometimes	22.6	33.3	37.5	40.9	33.0	
Often	30.7	32.6	25.2	24.8	28.6	
Almost always	32.4	12.7	7.8	5.3	15.3	
N of Valid	827	813	754	641	3035	
N of Miss	22	13	8	5	48	

Table 42: Putting them all together, what were your grades like last year?

Response	6	8	10	12	Total
Mostly F's	0.7	0.2	1.1	0.2	0.6
Mostly D's	1.4	3.0	5.5	2.3	3.0
Mostly C's	11.7	17.1	23.3	22.3	18.3
Mostly B's	38.1	39.4	38.5	40.0	39.0
Mostly A's	48.1	40.2	31.7	35.2	39.1
N of Valid	805	800	751	642	2998
N of Miss	44	26	11	4	85

Table 43: How important do you think the things you are learning in school are going to be for your later life?

Response	6	8	10	12	Total
Very important	51.7	29.9	16.0	13.8	29.0
Quite important	26.0	28.5	25.6	26.1	26.6
Fairly important	15.4	27.0	36.6	36.0	28.1
Slightly important	5.4	12.1	17.5	20.8	13.4
Not at all important	1.6	2.6	4.4	3.3	2.9
N of Valid	836	820	755	639	3050
N of Miss	13	6	7	7	33

Table 44: How interesting are most of your courses to you?

Response	6	8	10	12	Total
Very interesting and stimulating	19.6	7.9	4.6	6.9	10.0
Quite interesting	35.4	25.9	24.6	23.2	27.6
Fairly interesting	30.8	41.0	45.8	45.0	40.3
Slightly dull	10.0	18.4	18.8	18.5	16.2
Very dull	4.3	6.8	6.2	6.4	5.9
N of Valid	822	814	757	642	3035
N of Miss	27	12	5	4	48

Table 45: During the LAST FOUR WEEKS how many whole days of school have you missed because you skipped or 'cut'?








Response	6	8	10	12	Total	
None	71.9	75.3	74.3	62.8	71.5	
1	13.8	12.3	13.1	15.0	13.5	
2	5.7	5.1	5.0	10.0	6.3	
3	4.3	3.5	2.9	5.9	4.1	
04/05/13	3.1	2.3	2.9	4.2	3.1	
06/10/13	0.8	0.9	0.8	1.7	1.0	
11 or more	0.4	0.5	0.9	0.3	0.5	
N of Valid	828	818	756	640	3042	
N of Miss	21	8	6	6	41	

Table 46: What are the chances you would be seen as cool if you: smoked cigarettes?






Response	6	8	10	12	Total	
No or very little chance	90.9	71.8	55.1	50.2	68.2	
Little chance	5.6	14.2	21.5	22.7	15.5	
Some chance	2.1	6.6	12.1	14.2	8.4	
Pretty good chance	0.7	4.6	6.8	7.8	4.8	
Very good chance	0.6	2.9	4.5	5.0	3.1	
N of Valid	815	804	752	639	3010	
N of Miss	34	22	10	7	73	

Table 47: What are the chances you would be seen as cool if you: worked hard at school?






Response	6	8	10	12	Total	
No or very little chance	5.4	10.9	15.3	14.2	11.2	
Little chance	7.8	15.0	21.0	20.6	15.7	
Some chance	16.0	25.4	28.5	33.2	25.3	
Pretty good chance	30.3	29.2	21.7	23.2	26.4	
Very good chance	40.5	19.5	13.4	8.7	21.4	
N of Valid	818	806	751	641	3016	
N of Miss	31	20	11	5	67	



Table 48: What are the chances you would be seen as cool if you: began drinking alcoholic beverages regularly, that is, at least once or twice a month?


Response	6	8	10	12	Total	
No or very little chance	85.8	63.4	42.0	35.1	58.2	
Little chance	9.2	16.3	18.9	15.6	14.9	
Some chance	2.8	9.9	17.5	22.3	12.5	
Pretty good chance	1.6	5.7	13.9	14.4	8.4	
Very good chance	0.6	4.7	7.7	12.6	6.0	
N of Valid	819	808	750	641	3018	
N of Miss	30	18	12	5	65	

Table 49: What are the chances you would be seen as cool if you: defended someone who was being verbally abused at school?

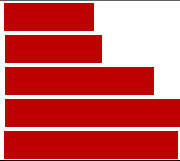
Response	6	8	10	12	Total	
No or very little chance	12.3	11.3	11.9	13.1	12.1	
Little chance	10.4	12.1	15.8	15.6	13.3	
Some chance	13.6	20.3	26.6	29.2	22.0	
Pretty good chance	23.0	30.1	26.6	27.0	26.7	
Very good chance	40.7	26.2	19.1	15.0	26.0	
N of Valid	808	808	748	640	3004	
N of Miss	41	18	14	6	79	

Table 50: What are the chances you would be seen as cool if you: smoked marijuana?


Response	6	8	10	12	Total	
No or very little chance	91.5	69.1	47.1	41.4	63.9	
Little chance	4.5	12.1	14.6	14.8	11.2	
Some chance	2.1	6.6	11.9	17.5	9.0	
Pretty good chance	0.8	5.7	13.2	13.8	7.9	
Very good chance	1.1	6.6	13.2	12.5	8.0	
N of Valid	824	809	749	640	3022	
N of Miss	25	17	13	6	61	

Table 51: What are the chances you would be seen as cool if you: carried a handgun?






Response	6	8	10	12	Total	
No or very little chance	81.2	75.1	73.0	76.7	76.6	
Little chance	9.6	11.5	12.5	11.4	11.2	
Some chance	3.4	5.3	6.6	5.2	5.1	
Pretty good chance	2.5	4.0	3.2	3.6	3.3	
Very good chance	3.3	4.2	4.7	3.1	3.8	
N of Valid	824	810	752	640	3026	
N of Miss	25	16	10	6	57	

Table 52: Think of your four best friends (the friends you feel closest to). In the past year (12 months), how many of your best friends have: participated in clubs, organizations or activities at school?






Response	6	8	10	12	Total	
0	12.5	7.7	6.8	8.5	8.9	
1	13.1	7.0	7.9	9.1	9.3	
2	15.2	13.8	16.6	16.9	15.5	
3	16.1	16.7	19.5	13.5	16.6	
4	43.2	54.8	49.2	52.0	49.6	
N of Valid	825	810	748	635	3018	
N of Miss	24	16	14	11	65	

Table 53: Think of your four best friends (the friends you feel closest to). In the past year (12 months), how many of your best friends have: smoked cigarettes?






Response	6	8	10	12	Total	
0	90.4	71.5	49.4	36.3	63.9	
1	7.1	13.5	18.9	22.0	14.8	
2	1.6	8.2	13.4	16.3	9.4	
3	0.5	3.4	7.4	10.0	5.0	
4	0.5	3.3	11.0	15.5	7.0	
N of Valid	833	813	747	633	3026	
N of Miss	16	13	15	13	57	

Table 54: Think of your four best friends (the friends you feel closest to). In the past year (12 months), how many of your best friends have: tried beer, wine or hard liquor (for example, vodka, whiskey, or gin) when their parents didn't know about it?






Response	6	8	10	12	Total	
0	86.8	60.0	36.0	25.2	54.1	
1	8.9	16.3	18.5	14.3	14.4	
2	2.5	8.9	16.2	16.5	10.6	
3	0.8	6.7	8.6	13.7	7.0	
4	0.8	8.1	20.7	30.3	13.9	
N of Valid	827	811	747	636	3021	
N of Miss	22	15	15	10	62	

Table 55: Think of your four best friends (the friends you feel closest to). In the past year (12 months), how many of your best friends have: made a commitment to stay drug-free?






Response	6	8	10	12	Total	
0	10.9	22.2	31.0	34.9	24.0	
1	6.9	9.9	16.7	18.5	12.6	
2	7.6	7.4	12.7	14.2	10.2	
3	9.3	12.5	12.6	9.4	11.0	
4	65.4	48.1	27.0	23.0	42.3	
N of Valid	817	802	748	627	2994	
N of Miss	32	24	14	19	89	

Table 56: Think of your four best friends (the friends you feel closest to). In the past year (12 months), how many of your best friends have: used marijuana?






Response	6	8	10	12	Total	
0	95.5	79.2	55.3	45.8	70.7	
1	2.4	9.9	13.6	17.5	10.4	
2	0.8	5.1	12.0	10.2	6.7	
3	0.2	3.0	6.5	8.0	4.2	
4	1.0	2.8	12.6	18.6	8.0	
N of Valid	830	809	749	636	3024	
N of Miss	19	17	13	10	59	

Table 57: Think of your four best friends (the friends you feel closest to). In the past year (12 months), how many of your best friends have: used prescription drugs or non-prescription drugs for the purposes of getting high?






Response	6	8	10	12	Total	
0	95.6	89.2	73.6	65.5	82.1	
1	2.8	5.5	12.2	13.9	8.2	
2	0.6	2.5	6.0	9.0	4.2	
3	0.5	1.1	3.1	4.9	2.2	
4	0.5	1.7	5.1	6.8	3.3	
N of Valid	827	812	747	635	3021	
N of Miss	22	14	15	11	62	

Table 58: Think of your four best friends (the friends you feel closest to). In the past year (12 months), how many of your best friends have: used synthetic marijuana (K2, spice) or bath salts?






Response	6	8	10	12	Total	
0	97.7	92.1	79.0	72.1	86.2	
1	1.6	4.2	9.5	11.8	6.4	
2	0.4	1.4	4.6	7.4	3.2	
3	0.1	0.9	2.7	2.8	1.5	
4	0.2	1.5	4.3	5.8	2.8	
N of Valid	825	807	747	634	3013	
N of Miss	24	19	15	12	70	

Table 59: Think of your four best friends (the friends you feel closest to). In the past year (12 months), how many of your best friends have: used LSD, cocaine, amphetamines, or other illegal drugs?






Response	6	8	10	12	Total	
0	97.2	93.2	86.2	84.4	90.7	
1	1.9	3.8	6.7	7.1	4.7	
2	0.1	1.1	2.7	4.9	2.0	
3	0.5	0.9	1.9	1.3	1.1	
4	0.2	1.0	2.6	2.4	1.5	
N of Valid	824	811	744	633	3012	
N of Miss	25	15	18	13	71	

Table 60: Think of your four best friends (the friends you feel closest to). In the past year (12 months), how many of your best friends have: tried to do well in school?






Response	6	8	10	12	Total	
0	1.7	3.3	3.5	4.6	3.2	
1	3.0	4.8	6.2	6.1	4.9	
2	6.9	10.0	16.1	14.0	11.5	
3	15.4	21.4	21.6	25.0	20.6	
4	72.9	60.6	52.7	50.2	59.8	
N of Valid	823	814	746	635	3018	
N of Miss	26	12	16	11	65	

Table 61: Think of your four best friends (the friends you feel closest to). In the past year (12 months), how many of your best friends have: been suspended from school?






Response	6	8	10	12	Total	
0	69.6	64.1	65.4	75.0	68.2	
1	17.3	19.0	19.1	12.2	17.1	
2	6.5	9.3	8.3	8.4	8.1	
3	2.5	3.3	3.1	1.7	2.7	
4	4.0	4.3	4.2	2.7	3.8	
N of Valid	825	810	745	633	3013	
N of Miss	24	16	17	13	70	

Table 62: Think of your four best friends (the friends you feel closest to). In the past year (12 months), how many of your best friends have: liked school?






Response	6	8	10	12	Total	
0	16.4	23.2	31.3	29.7	24.7	
1	10.7	14.5	13.8	15.8	13.5	
2	19.3	22.6	23.7	25.8	22.6	
3	23.7	19.2	17.9	13.4	18.9	
4	30.0	20.5	13.4	15.3	20.2	
N of Valid	824	814	748	633	3019	
N of Miss	25	12	14	13	64	

Table 63: Think of your four best friends (the friends you feel closest to). In the past year (12 months), how many of your best friends have: carried a handgun?






Response	6	8	10	12	Total	
0	95.2	93.7	93.8	93.7	94.1	
1	2.2	3.4	3.6	3.6	3.2	
2	1.1	1.1	0.8	0.8	1.0	
3	0.6	0.7	0.7	0.9	0.7	
4	1.0	1.0	1.1	0.9	1.0	
N of Valid	826	813	747	634	3020	
N of Miss	23	13	15	12	63	

Table 64: Think of your four best friends (the friends you feel closest to). In the past year (12 months), how many of your best friends have: sold illegal drugs?






Response	6	8	10	12	Total	
0	98.4	94.2	82.8	79.0	89.4	
1	0.6	3.2	9.1	11.4	5.7	
2	0.6	1.5	4.0	5.2	2.6	
3	0.1	0.6	1.7	2.1	1.1	
4	0.2	0.5	2.3	2.4	1.3	
N of Valid	831	810	745	634	3020	
N of Miss	18	16	17	12	63	

Table 65: Think of your four best friends (the friends you feel closest to). In the past year (12 months), how many of your best friends have: regularly attended religious services?






Response	6	8	10	12	Total	
0	21.9	14.8	17.2	22.6	19.0	
1	9.1	12.0	20.0	20.1	14.9	
2	14.4	20.8	20.3	27.2	20.3	
3	17.9	21.9	20.5	16.1	19.3	
4	36.6	30.5	22.0	14.1	26.5	
N of Valid	798	803	745	633	2979	
N of Miss	51	23	17	13	104	

Table 66: Think of your four best friends (the friends you feel closest to). In the past year (12 months), how many of your best friends have: stolen or tried to steal a motor vehicle such as a car or motorcycle?

Response	6	8	10	12	Total	
0	97.5	96.8	94.5	94.6	96.0	
1	1.6	2.1	3.8	3.5	2.6	
2	0.6	0.5	0.7	1.1	0.7	
3	0.0	0.2	0.3	0.2	0.2	
4	0.4	0.4	0.8	0.6	0.5	
N of Valid	830	811	746	635	3022	
N of Miss	19	15	16	11	61	

Table 67: Think of your four best friends (the friends you feel closest to). In the past year (12 months), how many of your best friends have: been arrested?

Response	6	8	10	12	Total	
0	94.7	90.3	80.8	82.4	87.5	
1	3.7	6.3	12.3	11.0	8.1	
2	0.5	2.2	3.9	3.6	2.4	
3	0.4	0.6	1.6	1.1	0.9	
4	0.7	0.6	1.3	1.9	1.1	
N of Valid	831	814	746	636	3027	
N of Miss	18	12	16	10	56	

Table 68: Think of your four best friends (the friends you feel closest to). In the past year (12 months), how many of your best friends have: dropped out of school?

Response	6	8	10	12	Total	
0	93.6	95.3	87.2	85.5	90.8	
1	4.0	2.8	8.8	10.4	6.2	
2	1.4	1.2	1.9	1.9	1.6	
3	0.5	0.4	0.7	0.9	0.6	
4	0.5	0.2	1.5	1.3	0.8	
N of Valid	828	813	748	636	3025	
N of Miss	21	13	14	10	58	



Table 69: Think of your four best friends (the friends you feel closest to). In the past year (12 months), how many of your best friends have: been members of a gang?






Response	6	8	10	12	Total	
0	93.0	92.9	91.6	95.1	93.1	
1	3.9	3.7	4.5	2.5	3.7	
2	0.7	1.4	1.2	0.5	1.0	
3	0.7	0.5	0.7	0.2	0.5	
4	1.7	1.6	2.0	1.7	1.8	
N of Valid	830	814	748	636	3028	
N of Miss	19	12	14	10	55	

Table 70: How old were you when you first: smoked marijuana?










Response	6	8	10	12	Total	
Never	98.7	91.4	75.0	61.5	83.1	
10 or younger	0.6	1.4	3.0	1.0	1.5	
11	0.6	1.4	1.9	1.6	1.3	
12	0.1	2.2	3.1	3.2	2.1	
13	0.0	3.1	4.2	4.3	2.8	
14	0.0	0.5	7.0	6.7	3.3	
15	0.0	0.0	4.8	7.4	2.8	
16	0.0	0.0	1.1	9.8	2.3	
17 or older	0.0	0.0	0.0	4.6	1.0	
N of Valid	834	806	743	631	3014	
N of Miss	15	20	19	15	69	

Table 71: How old were you when you first: smoked a cigarette, even just a puff?










Response	6	8	10	12	Total	
Never	90.7	75.7	60.8	48.7	70.5	
10 or younger	7.3	9.2	11.6	8.3	9.1	
11	1.8	5.1	4.3	6.3	4.2	
12	0.1	4.8	4.5	5.8	3.7	
13	0.0	4.5	6.1	5.3	3.8	
14	0.0	0.7	7.1	5.8	3.2	
15	0.0	0.0	4.5	7.4	2.7	
16	0.0	0.0	0.9	7.2	1.8	
17 or older	0.1	0.0	0.0	5.0	1.1	
N of Valid	836	808	748	636	3028	
N of Miss	13	18	14	10	55	

Table 72: How old were you when you first: had more than a sip or two of beer, wine or hard liquor (for example, vodka, whiskey, or gin)?










Response	6	8	10	12	Total	
Never	80.7	64.0	45.0	32.4	57.3	
10 or younger	12.4	12.6	10.4	6.9	10.8	
11	5.2	5.8	4.8	2.2	4.6	
12	1.4	8.5	6.4	6.6	5.6	
13	0.1	7.2	9.8	6.7	5.8	
14	0.0	1.9	10.8	10.8	5.4	
15	0.0	0.0	10.8	11.4	5.1	
16	0.0	0.0	1.9	13.5	3.3	
17 or older	0.1	0.0	0.0	9.5	2.0	
N of Valid	839	809	747	639	3034	
N of Miss	10	17	15	7	49	

Table 73: How old were you when you first: began drinking alcoholic beverages regularly, that is, at least once or twice a month?










Response	6	8	10	12	Total	
Never	98.7	93.5	80.3	66.4	86.0	
10 or younger	0.6	0.6	0.9	0.2	0.6	
11	0.6	1.2	1.1	0.0	0.8	
12	0.1	2.2	1.9	1.4	1.4	
13	0.0	1.8	2.8	1.6	1.5	
14	0.0	0.6	5.1	4.1	2.3	
15	0.0	0.0	6.3	7.2	3.1	
16	0.0	0.0	1.6	11.9	2.9	
17 or older	0.0	0.0	0.0	7.2	1.5	
N of Valid	838	813	747	636	3034	
N of Miss	11	13	15	10	49	

Table 74: How old were you when you first: used Daztrex?


Response	6	8	10	12	Total	
Never	100.0	100.0	100.0	100.0	100.0	
10 or younger	0.0	0.0	0.0	0.0	0.0	
11	0.0	0.0	0.0	0.0	0.0	
12	0.0	0.0	0.0	0.0	0.0	
13	0.0	0.0	0.0	0.0	0.0	
14	0.0	0.0	0.0	0.0	0.0	
15	0.0	0.0	0.0	0.0	0.0	
16	0.0	0.0	0.0	0.0	0.0	
17 or older	0.0	0.0	0.0	0.0	0.0	
N of Valid	815	806	747	636	3004	
N of Miss	34	20	15	10	79	

Table 75: How old were you when you first: got suspended from school?










Response	6	8	10	12	Total	
Never	88.5	83.7	78.0	80.0	82.8	
10 or younger	7.8	6.0	5.6	3.8	5.9	
11	3.1	2.8	2.9	1.4	2.6	
12	0.5	3.4	3.6	2.5	2.5	
13	0.1	3.2	3.6	4.6	2.7	
14	0.0	0.9	3.6	3.0	1.7	
15	0.0	0.0	2.1	1.9	0.9	
16	0.0	0.0	0.4	2.0	0.5	
17 or older	0.0	0.0	0.0	0.8	0.2	
N of Valid	834	815	747	636	3032	
N of Miss	15	11	15	10	51	

Table 76: How old were you when you first: got arrested?










Response	6	8	10	12	Total	
Never	99.5	97.0	94.0	93.2	96.2	
10 or younger	0.4	0.5	0.4	0.2	0.4	
11	0.0	0.6	0.0	0.2	0.2	
12	0.1	0.4	0.7	0.2	0.3	
13	0.0	0.9	1.2	1.3	0.8	
14	0.0	0.6	1.7	1.1	0.8	
15	0.0	0.0	1.6	0.8	0.6	
16	0.0	0.0	0.3	1.7	0.4	
17 or older	0.0	0.0	0.1	1.4	0.3	
N of Valid	837	809	747	634	3027	
N of Miss	12	17	15	12	56	

Table 77: How old were you when you first: carried a handgun?










Response	6	8	10	12	Total	
Never	95.1	94.4	95.7	96.2	95.3	
10 or younger	2.6	1.7	1.5	1.1	1.8	
11	1.4	1.0	0.5	0.3	0.9	
12	0.7	1.1	0.7	0.2	0.7	
13	0.1	1.2	1.1	0.3	0.7	
14	0.0	0.5	0.3	0.3	0.3	
15	0.0	0.0	0.1	0.6	0.2	
16	0.0	0.0	0.1	0.6	0.2	
17 or older	0.0	0.0	0.0	0.3	0.1	
N of Valid	836	808	746	632	3022	
N of Miss	13	18	16	14	61	

Table 78: How old were you when you first: attacked someone with the idea of seriously hurting them?










Response	6	8	10	12	Total	
Never	89.7	88.9	82.9	86.6	87.2	
10 or younger	6.5	3.8	3.6	2.1	4.1	
11	2.9	1.6	0.9	1.1	1.7	
12	0.8	2.5	1.9	1.9	1.7	
13	0.1	2.8	3.7	2.4	2.2	
14	0.0	0.4	3.6	1.3	1.3	
15	0.0	0.0	2.4	0.9	0.8	
16	0.0	0.0	0.8	2.7	0.8	
17 or older	0.0	0.0	0.1	1.1	0.3	
N of Valid	835	813	749	634	3031	
N of Miss	14	13	13	12	52	

Table 79: How old were you when you first: belonged to a gang?










Response	6	8	10	12	Total	
Never	97.8	96.1	97.1	97.5	97.1	
10 or younger	1.2	1.0	0.3	0.6	0.8	
11	0.8	0.5	0.8	0.0	0.6	
12	0.1	0.7	0.3	0.3	0.4	
13	0.0	1.1	0.4	0.3	0.5	
14	0.0	0.5	0.5	0.2	0.3	
15	0.0	0.0	0.4	0.5	0.2	
16	0.0	0.0	0.3	0.5	0.2	
17 or older	0.0	0.1	0.0	0.2	0.1	
N of Valid	835	813	749	633	3030	
N of Miss	14	13	13	13	53	

Table 80: How wrong do you think it is for someone your age to: take a handgun to school?





Response	6	8	10	12	Total	
Very wrong	92.6	85.3	85.1	90.6	88.4	
Wrong	5.8	11.5	12.0	7.1	9.1	
A little bit wrong	1.4	2.3	2.4	1.6	1.9	
Not wrong at all	0.1	0.9	0.5	0.8	0.6	
N of Valid	840	819	753	636	3048	
N of Miss	9	7	9	10	35	

Table 81: How wrong do you think it is for someone your age to: steal anything worth more than \$5?





Response	6	8	10	12	Total	
Very wrong	72.6	59.3	56.9	68.4	64.3	
Wrong	22.0	31.7	29.4	22.6	26.5	
A little bit wrong	4.7	7.5	11.2	7.4	7.6	
Not wrong at all	0.8	1.6	2.5	1.6	1.6	
N of Valid	838	815	752	636	3041	
N of Miss	11	11	10	10	42	

Table 82: How wrong do you think it is for someone your age to: pick a fight with someone?

Response	6	8	10	12	Total	
Very wrong	57.2	36.8	30.3	37.0	40.8	
Wrong	31.0	33.6	33.2	33.1	32.7	
A little bit wrong	9.8	23.2	29.2	24.5	21.3	
Not wrong at all	1.9	6.4	7.2	5.3	5.2	
N of Valid	825	810	749	637	3021	
N of Miss	24	16	13	9	62	

Table 83: How wrong do you think it is for someone your age to: attack someone with the idea of seriously hurting them?

Response	6	8	10	12	Total	
Very wrong	84.6	70.3	59.8	63.4	70.2	
Wrong	11.0	20.7	24.6	23.5	19.6	
A little bit wrong	3.5	6.3	12.0	10.1	7.7	
Not wrong at all	1.0	2.7	3.6	3.0	2.5	
N of Valid	839	812	748	634	3033	
N of Miss	10	14	14	12	50	

Table 84: How wrong do you think it is for someone your age to: stay away from school all day when their parents think they are at school?

Response	6	8	10	12	Total	
Very wrong	85.8	62.3	44.4	38.9	59.5	
Wrong	11.7	25.2	33.8	33.6	25.4	
A little bit wrong	2.1	9.8	17.9	21.7	12.2	
Not wrong at all	0.4	2.7	3.9	5.8	3.0	
N of Valid	838	817	748	637	3040	
N of Miss	11	9	14	9	43	

Table 85: How wrong do you think it is for someone your age to: drink beer, wine or hard liquor (for example, vodka, whiskey, or gin) regularly?





Response	6	8	10	12	Total	
Very wrong	91.1	69.0	42.6	33.6	61.2	
Wrong	6.3	17.2	26.8	24.5	18.1	
A little bit wrong	2.3	9.7	20.1	26.7	13.8	
Not wrong at all	0.4	4.2	10.6	15.1	7.0	
N of Valid	838	816	747	636	3037	
N of Miss	11	10	15	10	46	

Table 86: How wrong do you think it is for someone your age to: smoke cigarettes?





Response	6	8	10	12	Total	
Very wrong	89.9	72.4	46.1	35.7	63.1	
Wrong	8.0	15.5	25.8	20.3	17.0	
A little bit wrong	1.6	7.3	15.4	24.4	11.3	
Not wrong at all	0.6	4.8	12.7	19.7	8.7	
N of Valid	838	819	747	636	3040	
N of Miss	11	7	15	10	43	

Table 87: How wrong do you think it is for someone your age to: smoke marijuana?





Response	6	8	10	12	Total	
Very wrong	95.9	78.0	57.2	48.5	71.6	
Wrong	2.2	10.8	15.8	17.9	11.1	
A little bit wrong	1.0	6.5	11.4	13.6	7.7	
Not wrong at all	1.0	4.8	15.7	20.1	9.6	
N of Valid	833	818	747	633	3031	
N of Miss	16	8	15	13	52	



Table 88: How wrong do you think it is for someone your age to: use prescription drugs or non-prescription drugs for the purpose of getting high?





Response	6	8	10	12	Total	
Very wrong	97.6	86.9	74.0	73.0	83.8	
Wrong	1.7	8.1	16.4	15.6	9.9	
A little bit wrong	0.5	3.7	5.0	7.9	4.0	
Not wrong at all	0.2	1.3	4.7	3.6	2.3	
N of Valid	836	818	746	636	3036	
N of Miss	13	8	16	10	47	

Table 89: How wrong do you think it is for someone your age to: use synthetic marijuana (K2, spice) or bath salts?





Response	6	8	10	12	Total	
Very wrong	96.8	88.0	74.9	76.9	84.8	
Wrong	2.3	7.4	14.3	13.7	9.0	
A little bit wrong	0.6	3.3	5.1	5.2	3.4	
Not wrong at all	0.4	1.4	5.6	4.2	2.7	
N of Valid	833	814	746	636	3029	
N of Miss	16	12	16	10	54	

Table 90: How wrong do you think it is for someone your age to: use LSD, cocaine, amphetamines or another illegal drug?





Response	6	8	10	12	Total	
Very wrong	98.4	91.5	84.5	87.6	90.9	
Wrong	1.0	5.3	10.4	7.6	5.8	
A little bit wrong	0.4	1.8	2.4	1.9	1.6	
Not wrong at all	0.2	1.3	2.7	3.0	1.7	
N of Valid	833	815	749	635	3032	
N of Miss	16	11	13	11	51	

Table 91: At school during the past 12 months, did you receive help from the resource teacher, speech therapist or other special education teacher?



Response	6	8	10	12	Total	
No	76.4	86.9	90.2	90.7	85.9	
Yes	23.6	13.1	9.8	9.3	14.1	
N of Valid	685	762	696	601	2744	
N of Miss	164	64	66	45	339	

Table 92: How many times in the past year (12 months) have you: been suspended from school?









Response	6	8	10	12	Total	
Never	92.6	91.6	89.5	93.7	91.8	
1 to 2 times	6.3	7.6	8.8	4.8	7.0	
3 to 5 times	0.8	0.4	0.7	0.8	0.7	
6 to 9 times	0.1	0.5	0.7	0.5	0.4	
10 to 19 times	0.1	0.0	0.0	0.0	0.0	
20 to 29 times	0.0	0.0	0.3	0.0	0.1	
30 to 39 times	0.0	0.0	0.0	0.2	0.0	
40+ times	0.0	0.0	0.0	0.2	0.0	
N of Valid	825	817	746	631	3019	
N of Miss	24	9	16	15	64	

Table 93: How many times in the past year (12 months) have you: carried a handgun?









Response	6	8	10	12	Total	
Never	95.3	95.8	96.2	96.5	95.9	
1 to 2 times	1.7	1.7	1.9	1.3	1.7	
3 to 5 times	0.7	1.0	0.4	0.5	0.7	
6 to 9 times	0.7	0.7	0.1	0.2	0.5	
10 to 19 times	0.2	0.2	0.4	0.2	0.3	
20 to 29 times	0.4	0.0	0.1	0.3	0.2	
30 to 39 times	0.1	0.0	0.1	0.3	0.1	
40+ times	0.7	0.5	0.7	0.8	0.7	
N of Valid	817	814	741	631	3003	
N of Miss	32	12	21	15	80	

Table 94: How many times in the past year (12 months) have you: sold illegal drugs?









Response	6	8	10	12	Total	
Never	99.9	99.1	94.6	92.7	96.8	
1 to 2 times	0.0	0.6	2.0	1.9	1.1	
3 to 5 times	0.1	0.0	1.2	1.6	0.7	
6 to 9 times	0.0	0.0	0.5	1.6	0.5	
10 to 19 times	0.0	0.2	0.7	1.0	0.4	
20 to 29 times	0.0	0.0	0.0	0.5	0.1	
30 to 39 times	0.0	0.0	0.3	0.0	0.1	
40+ times	0.0	0.0	0.7	0.8	0.3	
N of Valid	806	807	736	629	2978	
N of Miss	43	19	26	17	105	

Table 95: How many times in the past year (12 months) have you: stolen or tried to steal a motor vehicle such as a car or motorcycle?







Response	6	8	10	12	Total	
Never	99.1	99.3	98.1	99.2	98.9	
1 to 2 times	0.6	0.4	1.2	0.3	0.6	
3 to 5 times	0.2	0.1	0.4	0.2	0.2	
6 to 9 times	0.0	0.0	0.1	0.0	0.0	
10 to 19 times	0.0	0.0	0.0	0.0	0.0	
20 to 29 times	0.0	0.0	0.0	0.0	0.0	
30 to 39 times	0.0	0.1	0.0	0.0	0.0	
40+ times	0.0	0.1	0.1	0.3	0.1	
N of Valid	814	813	741	632	3000	
N of Miss	35	13	21	14	83	

Table 96: How many times in the past year (12 months) have you: participated in clubs, organizations or activities at school?









Response	6	8	10	12	Total	
Never	28.1	21.0	21.2	19.7	22.7	
1 to 2 times	26.1	18.9	14.9	13.6	18.8	
3 to 5 times	14.7	16.5	11.9	10.5	13.6	
6 to 9 times	8.6	9.2	8.3	9.2	8.8	
10 to 19 times	5.3	9.8	11.4	11.7	9.4	
20 to 29 times	3.4	6.0	7.3	6.0	5.6	
30 to 39 times	1.2	2.5	4.1	2.9	2.6	
40+ times	12.6	16.0	21.0	26.5	18.5	
N of Valid	812	813	739	631	2995	
N of Miss	37	13	23	15	88	

Table 97: How many times in the past year (12 months) have you: been arrested?







Response	6	8	10	12	Total	
Never	99.6	98.3	95.3	95.5	97.3	
1 to 2 times	0.1	1.5	3.5	4.0	2.1	
3 to 5 times	0.1	0.2	0.4	0.3	0.3	
6 to 9 times	0.0	0.0	0.5	0.0	0.1	
10 to 19 times	0.1	0.0	0.1	0.0	0.1	
20 to 29 times	0.0	0.0	0.0	0.0	0.0	
30 to 39 times	0.0	0.0	0.0	0.0	0.0	
40+ times	0.0	0.0	0.1	0.2	0.1	
N of Valid	808	811	737	627	2983	
N of Miss	41	15	25	19	100	

Table 98: How many times in the past year (12 months) have you: attacked someone with the idea of seriously hurting them?


Response	6	8	10	12	Total	
Never	89.9	91.3	89.4	93.2	90.8	
1 to 2 times	7.0	5.9	7.1	4.6	6.2	
3 to 5 times	1.1	0.9	2.0	1.3	1.3	
6 to 9 times	0.7	0.7	0.7	0.2	0.6	
10 to 19 times	0.5	0.6	0.1	0.3	0.4	
20 to 29 times	0.0	0.1	0.4	0.2	0.2	
30 to 39 times	0.0	0.0	0.0	0.2	0.0	
40+ times	0.7	0.5	0.3	0.2	0.4	
N of Valid	814	813	743	633	3003	
N of Miss	35	13	19	13	80	

Table 99: How many times in the past year (12 months) have you: been drunk or high at school?


Response	6	8	10	12	Total	
Never	99.6	95.2	86.8	83.7	91.9	
1 to 2 times	0.1	3.4	5.5	5.5	3.5	
3 to 5 times	0.1	0.4	1.8	3.0	1.2	
6 to 9 times	0.1	0.2	1.6	1.7	0.9	
10 to 19 times	0.0	0.4	1.5	1.7	0.8	
20 to 29 times	0.0	0.1	1.1	0.8	0.5	
30 to 39 times	0.0	0.1	0.3	0.5	0.2	
40+ times	0.0	0.1	1.5	3.0	1.0	
N of Valid	808	812	740	633	2993	
N of Miss	41	14	22	13	90	

Table 100: How many times in the past year (12 months) have you: taken a handgun to school?






Response	6	8	10	12	Total	
Never	99.9	99.8	99.7	99.5	99.7	
1 to 2 times	0.1	0.1	0.0	0.0	0.1	
3 to 5 times	0.0	0.1	0.0	0.0	0.0	
6 to 9 times	0.0	0.0	0.0	0.2	0.0	
10 to 19 times	0.0	0.0	0.0	0.0	0.0	
20 to 29 times	0.0	0.0	0.0	0.0	0.0	
30 to 39 times	0.0	0.0	0.0	0.0	0.0	
40+ times	0.0	0.0	0.3	0.3	0.1	
N of Valid	806	814	743	632	2995	
N of Miss	43	12	19	14	88	

Table 101: Are you currently on probation, or assigned a probation officer with Juvenile Court?



Response	6	8	10	12	Total	
No	98.5	97.9	96.3	97.2	97.5	
Yes	1.5	2.1	3.7	2.8	2.5	
N of Valid	677	752	707	608	2744	
N of Miss	172	74	55	38	339	

Table 102: Have you ever belonged to a gang?






Response	6	8	10	12	Total	
No	95.1	93.2	94.0	95.1	94.3	
No, but would like to	1.0	1.6	1.9	1.6	1.5	
Yes, in the past	2.6	3.7	2.8	2.2	2.9	
Yes, belong now	1.1	1.2	1.2	0.9	1.1	
Yes, but would like to get out	0.2	0.4	0.1	0.2	0.2	
N of Valid	840	818	748	634	3040	
N of Miss	9	8	14	12	43	

Table 103: If you have ever belonged to a gang, did that gang have a name?

Response	6	8	10	12	Total	
No	8.4	8.7	10.3	15.3	10.4	
Yes	2.5	4.7	4.0	3.1	3.6	
I have never belonged to a gang	89.1	86.6	85.7	81.7	86.1	
N of Valid	833	814	729	622	2998	
N of Miss	16	12	33	24	85	

Table 104: You are at a party at someone's house, and one of your friends offers you a drink containing alcohol. What would you say or do?

Response	6	8	10	12	Total	
Drink it	3.1	18.2	35.0	44.9	23.7	
Tell your friend, 'No thanks, I don't drink' and suggest that you and your friend go and do something else	43.4	45.4	31.0	23.3	36.7	
Just say, 'No thanks' and walk away	32.0	24.4	25.3	24.7	26.8	
Make up a good excuse, tell your friend you had something else to do, and leave	21.6	11.9	8.7	7.1	12.8	
N of Valid	835	812	738	632	3017	
N of Miss	14	14	24	14	66	

Table 105: How often do you attend religious services or activities?

Response	6	8	10	12	Total	
Never	15.8	12.1	15.3	19.8	15.5	
Rarely	20.6	17.7	24.1	26.3	21.9	
1-2 Times a Month	10.7	11.2	11.2	13.8	11.6	
About Once a Week or More	52.9	59.0	49.5	40.2	51.0	
N of Valid	815	812	744	632	3003	
N of Miss	34	14	18	14	80	

Table 106: I think sometimes it's okay to cheat at school.





Response	6	8	10	12	Total	
NO!	71.8	38.3	21.6	22.3	40.1	
no	22.4	42.1	39.0	37.7	35.0	
yes	5.3	16.7	34.3	33.4	21.3	
YES!	0.5	2.9	5.1	6.7	3.6	
N of Valid	834	815	744	629	3022	
N of Miss	15	11	18	17	61	

Table 107: It is important to think before you act.





Response	6	8	10	12	Total	
NO!	0.7	2.5	1.1	3.7	1.9	
no	1.8	3.8	4.8	2.1	3.1	
yes	22.1	35.6	44.0	39.2	34.7	
YES!	75.4	58.2	50.1	55.1	60.3	
N of Valid	833	815	744	630	3022	
N of Miss	16	11	18	16	61	

Table 108: Sometimes I think that life is not worth it.





Response	6	8	10	12	Total	
NO!	57.6	50.3	42.9	48.8	50.2	
no	21.3	23.0	27.7	27.3	24.6	
yes	16.1	18.3	22.4	17.7	18.6	
YES!	5.0	8.3	7.1	6.2	6.7	
N of Valid	814	807	737	627	2985	
N of Miss	35	19	25	19	98	



Table 109: At times I think I am no good at all.

Response	6	8	10	12	Total	
NO!	37.8	32.3	25.7	33.7	32.5	
no	21.0	24.6	31.5	29.2	26.3	
yes	28.9	30.9	32.1	28.1	30.1	
YES!	12.3	12.3	10.7	9.1	11.2	
N of Valid	823	806	739	627	2995	
N of Miss	26	20	23	19	88	

Table 110: All in all, I am inclined to think that I am a failure.

Response	6	8	10	12	Total	
NO!	55.7	48.5	39.9	50.4	48.8	
no	25.3	31.1	38.5	32.0	31.5	
yes	13.6	14.4	15.8	12.1	14.0	
YES!	5.4	6.1	5.8	5.6	5.7	
N of Valid	822	807	736	629	2994	
N of Miss	27	19	26	17	89	

Table 111: In the past year, have you felt depressed or sad MOST days, even if you felt okay sometimes?

Response	6	8	10	12	Total	
NO!	32.6	35.3	29.3	35.7	33.2	
no	21.1	24.6	30.6	30.5	26.3	
yes	32.5	25.7	26.3	24.1	27.4	
YES!	13.7	14.4	13.8	9.7	13.1	
N of Valid	824	810	738	630	3002	
N of Miss	25	16	24	16	81	

Table 112: It is all right to beat up people if they start the fight.





Response	6	8	10	12	Total	
NO!	56.5	33.0	23.9	27.1	36.0	
no	17.7	23.3	22.1	21.2	21.0	
yes	14.9	24.7	29.0	31.5	24.5	
YES!	10.8	19.0	25.0	20.2	18.5	
N of Valid	830	810	741	628	3009	
N of Miss	19	16	21	18	74	

Table 113: I think it is okay to take something without asking if you can get away with it.





Response	6	8	10	12	Total	
NO!	84.6	66.2	54.1	63.7	67.8	
no	13.8	28.4	39.7	30.7	27.6	
yes	1.0	4.6	5.1	4.4	3.7	
YES!	0.7	0.9	1.1	1.1	0.9	
N of Valid	829	811	738	631	3009	
N of Miss	20	15	24	15	74	

Table 114: Where do you get the most information about living a drug and alcohol free life? Parents/guardians





Response	6	8	10	12	Total	
All the time	46.0	37.6	35.2	31.7	38.1	
Most	25.5	27.2	27.9	30.6	27.6	
Some	18.4	22.9	22.7	24.2	21.9	
Very little	10.1	12.3	14.1	13.5	12.4	
N of Valid	811	805	730	628	2974	
N of Miss	38	21	32	18	109	

Table 115: Where do you get the most information about living a drug and alcohol free life? Friends





Response	6	8	10	12	Total	
All the time	22.1	13.7	8.6	11.1	14.1	
Most	14.1	17.7	15.2	12.7	15.0	
Some	25.5	30.3	32.1	30.3	29.4	
Very little	38.4	38.4	44.1	45.9	41.4	
N of Valid	797	790	723	623	2933	
N of Miss	52	36	39	23	150	

Table 116: Where do you get the most information about living a drug and alcohol free life? Family members





Response	6	8	10	12	Total	
All the time	40.9	31.5	24.8	22.9	30.6	
Most	22.9	26.2	25.7	24.8	24.9	
Some	21.2	26.2	28.3	30.6	26.3	
Very little	15.0	16.2	21.2	21.7	18.3	
N of Valid	800	791	727	621	2939	
N of Miss	49	35	35	25	144	

Table 117: Where do you get the most information about living a drug and alcohol free life? School





Response	6	8	10	12	Total	
All the time	61.8	47.1	31.6	31.8	44.1	
Most	23.5	31.2	32.3	32.8	29.7	
Some	9.5	14.1	22.1	23.6	16.8	
Very little	5.3	7.6	13.9	11.7	9.4	
N of Valid	814	799	727	622	2962	
N of Miss	35	27	35	24	121	

Table 118: Where do you get the most information about living a drug and alcohol free life? Internet





Response	6	8	10	12	Total	
All the time	11.1	8.8	7.2	10.8	9.4	
Most	9.0	11.0	7.3	10.0	9.3	
Some	19.0	24.6	23.1	22.2	22.2	
Very little	60.9	55.7	62.4	57.1	59.1	
N of Valid	791	785	724	622	2922	
N of Miss	58	41	38	24	161	

Table 119: Where do you get the most information about living a drug and alcohol free life? TV





Response	6	8	10	12	Total	
All the time	14.2	11.0	7.5	11.8	11.2	
Most	11.3	11.0	9.6	12.7	11.1	
Some	26.0	32.3	29.9	27.1	28.9	
Very little	48.5	45.8	53.0	48.4	48.9	
N of Valid	788	784	722	620	2914	
N of Miss	61	42	40	26	169	

Table 120: Where do you get the most information about living a drug and alcohol free life? Social media





Response	6	8	10	12	Total	
All the time	13.7	9.7	6.9	10.5	10.2	
Most	9.8	10.2	6.8	10.8	9.3	
Some	19.5	28.5	27.3	22.5	24.5	
Very little	57.1	51.6	59.0	56.2	55.9	
N of Valid	769	775	725	619	2888	
N of Miss	80	51	37	27	195	

Table 121: How much do you think people risk harming themselves (physically or in other ways) if they: smoked one or more packs of cigarettes per day?

Response	6	8	10	12	Total	
No risk	8.4	3.8	5.0	5.8	5.8	
Slight risk	7.6	5.7	10.9	6.9	7.7	
Moderate risk	17.1	18.2	25.0	26.3	21.2	
Great risk	66.9	72.3	59.1	61.1	65.2	
N of Valid	824	813	733	624	2994	
N of Miss	25	13	29	22	89	

Table 122: How much do you think people risk harming themselves (physically or in other ways) if they: try marijuana once or twice?

Response	6	8	10	12	Total	
No risk	10.4	14.6	31.4	43.5	23.6	
Slight risk	17.1	23.0	28.1	26.8	23.4	
Moderate risk	26.9	24.8	19.6	12.4	21.5	
Great risk	45.6	37.5	20.9	17.3	31.4	
N of Valid	815	807	733	623	2978	
N of Miss	34	19	29	23	105	

Table 123: How much do you think people risk harming themselves (physically or in other ways) if they: smoke marijuana once or twice a week?

Response	6	8	10	12	Total	
No risk	8.7	8.4	21.9	28.4	16.0	
Slight risk	7.5	11.4	17.6	22.4	14.1	
Moderate risk	19.2	23.1	24.4	21.9	22.1	
Great risk	64.6	57.1	36.1	27.3	47.8	
N of Valid	814	806	722	620	2962	
N of Miss	35	20	40	26	121	

Table 124: How much do you think people risk harming themselves (physically or in other ways) if they: take one or two drinks of an alcoholic beverage (beer, wine, liquor) nearly every day?

Response	6	8	10	12	Total	
No risk	9.0	7.4	11.9	15.7	10.7	
Slight risk	17.6	17.9	24.2	25.4	21.0	
Moderate risk	24.5	30.0	31.5	28.0	28.4	
Great risk	48.8	44.7	32.3	30.9	39.9	
N of Valid	823	808	730	625	2986	
N of Miss	26	18	32	21	97	

Table 125: How much do you think people risk harming themselves (physically or in other ways) if they: have five or more drinks of an alcoholic beverage once or twice each weekend?

Response	6	8	10	12	Total	
No risk	9.0	5.2	9.6	11.3	8.6	
Slight risk	9.6	10.9	16.6	19.0	13.6	
Moderate risk	23.0	27.4	28.3	29.1	26.8	
Great risk	58.4	56.5	45.6	40.7	51.1	
N of Valid	823	810	731	622	2986	
N of Miss	26	16	31	24	97	

Table 126: How much do you think people risk harming themselves (physically or in other ways) if they: use prescription drugs that are not prescribed to them?

Response	6	8	10	12	Total	
No risk	7.2	3.7	4.8	4.5	5.1	
Slight risk	3.4	3.3	7.8	6.0	5.0	
Moderate risk	11.8	15.1	18.6	22.2	16.6	
Great risk	77.5	77.8	68.8	67.3	73.3	
N of Valid	819	808	730	621	2978	
N of Miss	30	18	32	25	105	

Table 127: How much do you think people risk harming themselves (physically or in other ways) if they: use non-prescription drugs to get high?

Response	6	8	10	12	Total
No risk	7.4	3.7	4.9	5.3	5.3
Slight risk	2.7	3.1	6.7	4.8	4.2
Moderate risk	9.8	12.9	17.7	19.5	14.6
Great risk	80.1	80.3	70.6	70.4	75.8
N of Valid	816	808	729	621	2974
N of Miss	33	18	33	25	109

Table 128: Have you ever used smokeless tobacco (chew, snuff, plug, dipping tobacco, or chewing tobacco)?

Response	6	8	10	12	Total
Never	93.1	84.7	76.1	72.4	82.4
Once or Twice	5.7	9.4	10.2	11.5	9.0
Once in a while but not regularly	0.6	2.5	4.2	5.1	2.9
Regularly in the past	0.2	1.5	4.0	3.7	2.2
Regularly now	0.4	2.0	5.5	7.2	3.5
N of Valid	830	808	732	624	2994
N of Miss	19	18	30	22	89

Table 129: How often have you taken smokeless tobacco during the past 30 days?

Response	6	8	10	12	Total
Not at all	98.9	94.5	88.5	86.7	92.6
Once or twice	0.7	2.6	4.9	3.5	2.8
Once or twice per week	0.2	0.7	1.0	1.6	0.8
Three to five times per week	0.1	0.2	0.7	1.1	0.5
About once a day	0.0	1.0	0.7	1.6	0.8
More than once a day	0.0	0.9	4.2	5.5	2.4
N of Valid	827	806	732	623	2988
N of Miss	22	20	30	23	95

Table 130: Have you ever smoked cigarettes?

Response	6	8	10	12	Total	
Never	92.4	77.8	60.5	50.0	71.8	
Once or Twice	5.9	13.4	16.6	16.2	12.7	
Once in a while but not regularly	0.8	4.3	8.4	13.7	6.3	
Regularly in the past	0.7	3.4	6.6	6.8	4.1	
Regularly now	0.1	1.1	8.0	13.3	5.1	
N of Valid	828	805	729	622	2984	
N of Miss	21	21	33	24	99	

Table 131: How frequently have you smoked cigarettes during the past 30 days?

Response	6	8	10	12	Total	
Not at all	99.0	94.7	83.0	74.0	88.7	
Less than one cigarette per day	0.7	3.9	8.6	10.9	5.6	
One to five cigarettes per day	0.1	1.4	5.1	6.6	3.0	
About one-half pack per day	0.0	0.1	2.1	5.1	1.6	
About one pack per day	0.0	0.0	0.5	2.7	0.7	
About one and one-half packs per day	0.0	0.0	0.4	0.6	0.2	
Two packs or more per day	0.1	0.0	0.3	0.0	0.1	
N of Valid	829	805	729	623	2986	
N of Miss	20	21	33	23	97	

Table 132: Which statement best describes rules about smoking inside your home?

Response	6	8	10	12	Total	
Smoking is not allowed anywhere inside your home	68.2	65.9	66.4	68.8	67.3	
Smoking is allowed in some places and at some times	7.3	7.3	7.9	10.8	8.2	
Smoking is allowed anywhere inside the home	3.0	4.7	4.7	4.8	4.3	
There are no rules about smoking inside the home	5.6	7.2	11.3	8.5	8.0	
I don't know	15.8	14.8	9.8	7.1	12.2	
N of Valid	821	804	726	621	2972	
N of Miss	28	22	36	25	111	



Table 133: Which statement best describes rules about smoking in your family cars?

Response	6	8	10	12	Total	
Smoking is never allowed in any car	56.5	56.0	56.3	56.5	56.3	
Smoking is allowed sometimes or in some cars	15.0	14.9	13.6	15.0	14.6	
Smoking is allowed in any car anytime	4.7	7.1	6.6	7.6	6.4	
There are no rules about smoking in the car	6.2	8.4	12.8	11.9	9.6	
We do not have a family car	1.6	0.4	0.7	1.5	1.0	
I don't know	16.1	13.2	9.9	7.6	12.0	
N of Valid	816	800	726	620	2962	
N of Miss	33	26	36	26	121	

Table 134: During this school year, were you taught in any of your classes about the dangers of tobacco use?

Response	6	8	10	12	Total	
Strongly agree	63.1	37.5	19.4	14.5	35.3	
Agree	23.3	36.4	34.2	27.2	30.3	
Disagree	1.1	5.7	12.3	17.9	8.6	
Strongly disagree	1.9	4.4	12.7	18.1	8.6	
I don't know	10.6	16.0	21.4	22.3	17.2	
N of Valid	803	794	716	614	2927	
N of Miss	46	32	46	32	156	

Table 135: During the past 12 months, have you participated in any community activities to discourage people your age from using cigarettes, chewing tobacco, snuff, dip or cigars?

Response	6	8	10	12	Total	
Strongly agree	24.3	18.9	9.9	7.8	15.8	
Agree	16.0	21.7	14.8	14.5	16.9	
Disagree	12.8	15.7	21.2	21.3	17.5	
Strongly disagree	17.9	19.3	26.6	33.4	23.7	
I don't know	28.9	24.5	27.6	23.0	26.1	
N of Valid	786	784	718	614	2902	
N of Miss	63	42	44	32	181	

Table 136: Think back over the last two weeks. How many times have you had five or more alcoholic drinks in a row?







Response	6	8	10	12	Total	
None	97.6	94.8	86.2	76.8	89.7	
Once	1.7	2.0	5.2	9.2	4.2	
Twice	0.5	1.1	3.0	5.7	2.4	
3-5 times	0.1	1.0	3.2	5.2	2.2	
6-9 times	0.0	0.4	0.4	0.6	0.3	
10 or more times	0.1	0.6	1.9	2.4	1.2	
N of Valid	819	795	724	617	2955	
N of Miss	30	31	38	29	128	

Table 137: During the past 30 days, how many times did you ride in a car or other vehicle driven by someone who had been drinking alcohol or using drugs to get high?






Response	6	8	10	12	Total	
0 times	89.4	89.2	86.0	82.4	87.0	
1 time	4.4	5.0	5.4	5.8	5.1	
2 or 3 times	2.8	2.5	5.3	7.4	4.3	
4 or 5 times	1.4	1.9	1.5	1.5	1.6	
6 or more times	2.0	1.4	1.8	2.9	2.0	
N of Valid	813	796	722	618	2949	
N of Miss	36	30	40	28	134	

Table 138: During the past 30 days, how many times did you drive a car or other vehicle when you had been drinking alcohol or using drugs to get high?







Response	6	8	10	12	Total	
I did not drive a car in the past 30 days	54.5	56.3	37.3	19.4	43.3	
0 times	44.9	42.0	57.9	70.6	52.8	
1 time	0.5	0.6	2.5	3.1	1.6	
2 or 3 times	0.0	0.5	1.1	3.4	1.1	
4 or 5 times	0.0	0.3	0.1	0.8	0.3	
6 or more times	0.1	0.3	1.0	2.6	0.9	
N of Valid	782	776	710	612	2880	
N of Miss	67	50	52	34	203	

Table 139: If you drank alcohol (not just a sip or taste) in the past year, how did you usually get it?













Response	6	8	10	12	Total	
I did not drink alcohol in the past year	94.1	83.1	63.0	46.2	73.5	
I bought it myself with a fake ID	0.1	0.1	0.6	0.7	0.3	
I bought it myself without a fake ID	0.1	0.0	0.0	0.3	0.1	
I got it from someone I know age 21 or older	1.7	3.9	13.4	31.8	11.5	
I got it from someone I know under age 21	0.5	2.3	4.9	5.5	3.1	
I got it from my brother or sister	0.1	0.9	1.3	1.3	0.9	
I got it from home with my parents' permission	1.0	1.9	3.5	4.4	2.6	
I got it from home without my parents' permission	0.5	2.7	2.4	1.3	1.7	
I got it from another relative	0.4	1.3	1.0	1.3	1.0	
A stranger bought it for me	0.0	0.4	0.6	0.8	0.4	
I took it from a store or shop	0.0	0.0	0.3	0.0	0.1	
Other	1.4	3.4	9.0	6.4	4.8	
N of Valid	803	788	708	613	2912	
N of Miss	46	38	54	33	171	

Table 140: If you drank alcohol (not just a sip or taste) in the past year, where did you usually drink it?











Response	6	8	10	12	Total	
I did not drink alcohol in the past year	95.1	83.1	64.9	46.4	74.4	
at my home	1.6	5.8	10.6	12.4	7.2	
at someone else's home	1.9	7.4	18.5	32.7	13.8	
at an open area like a park, beach, field, back road, woods, or a street corner	0.9	2.9	4.0	5.8	3.2	
at a sporting event or concert	0.1	0.0	0.0	0.7	0.2	
at a restaurant, bar, or a nightclub	0.1	0.0	0.6	0.0	0.2	
at an empty building or a construction site	0.0	0.1	0.0	0.3	0.1	
at a hotel/motel	0.0	0.3	0.4	0.3	0.2	
in a car	0.2	0.1	0.3	0.7	0.3	
at school	0.0	0.3	0.7	0.7	0.4	
N of Valid	802	788	701	603	2894	
N of Miss	47	38	61	43	189	

Table 141: How do you feel about someone your age having one or two drinks of an alcoholic beverage nearly every day?


Response	6	8	10	12	Total	
Neither approve nor disapprove	17.9	24.1	34.3	35.1	27.2	
Somewhat disapprove	6.3	13.9	19.6	22.8	15.1	
Strongly disapprove	64.1	54.1	35.9	35.3	48.5	
Don't know or can't say	11.7	7.9	10.2	6.8	9.3	
N of Valid	806	793	714	615	2928	
N of Miss	43	33	48	31	155	

Table 142: On how many occasions have you had alcoholic beverages (beer, wine or hard liquor) to drink in your lifetime - more than just a few sips?


Response	6	8	10	12	Total	
0	88.2	72.8	54.7	37.0	65.2	
01/02/13	8.3	12.7	12.9	11.1	11.2	
03/05/13	1.6	4.7	7.9	9.6	5.7	
06/09/13	0.9	2.2	5.7	6.8	3.7	
10/19/13	0.4	2.9	5.8	10.9	4.6	
20-39	0.5	2.2	5.4	8.0	3.7	
40	0.1	2.4	7.5	16.6	6.0	
N of Valid	817	801	719	614	2951	
N of Miss	32	25	43	32	132	

Table 143: On how many occasions have you drunk one of more drinks of an alcoholic beverage during the past 30 days?


Response	6	8	10	12	Total	
0	98.5	93.4	79.9	67.3	86.1	
01/02/13	1.1	3.8	10.6	15.0	7.0	
03/05/13	0.2	1.1	4.5	11.1	3.8	
06/09/13	0.1	0.1	1.4	3.7	1.2	
10/19/13	0.0	1.4	2.0	1.8	1.2	
20-39	0.0	0.0	0.8	0.3	0.3	
40	0.0	0.3	0.8	0.8	0.4	
N of Valid	815	797	715	615	2942	
N of Miss	34	29	47	31	141	

Table 144: On how many occasions have you used marijuana (grass, pot) or hashish (hash, hash oil) in your lifetime?








Response	6	8	10	12	Total	
0	98.3	91.0	76.5	64.2	83.9	
01/02/13	1.2	3.8	5.5	8.8	4.5	
03/05/13	0.2	1.6	3.1	2.9	1.9	
06/09/13	0.0	1.4	1.5	3.9	1.6	
10/19/13	0.0	0.8	3.1	2.6	1.5	
20-39	0.0	0.6	2.1	2.9	1.3	
40	0.2	0.9	8.3	14.5	5.3	
N of Valid	815	798	715	612	2940	
N of Miss	34	28	47	34	143	

Table 145: On how many occasions have you used marijuana (grass, pot) or hashish (hash, hash oil) during the past 30 days?








Response	6	8	10	12	Total	
0	99.8	97.2	89.2	84.3	93.3	
01/02/13	0.1	1.0	3.2	4.9	2.1	
03/05/13	0.1	0.4	2.4	1.1	1.0	
06/09/13	0.0	0.5	1.3	1.8	0.8	
10/19/13	0.0	0.5	1.5	2.3	1.0	
20-39	0.0	0.4	0.6	1.8	0.6	
40	0.0	0.0	1.8	3.8	1.2	
N of Valid	815	799	714	610	2938	
N of Miss	34	27	48	36	145	

Table 146: On how many occasions have you used LSD or other psychedelics in your lifetime?








Response	6	8	10	12	Total	
0	99.9	99.0	97.1	95.0	97.9	
01/02/13	0.0	0.8	1.0	2.0	0.9	
03/05/13	0.1	0.1	0.7	1.8	0.6	
06/09/13	0.0	0.0	0.6	0.8	0.3	
10/19/13	0.0	0.1	0.4	0.5	0.2	
20-39	0.0	0.0	0.1	0.0	0.0	
40	0.0	0.0	0.1	0.0	0.0	
N of Valid	803	798	714	615	2930	
N of Miss	46	28	48	31	153	

Table 147: On how many occasions have you used LSD or other psychedelics during the past 30 days?

Response	6	8	10	12	Total	
0	100.0	99.7	98.7	99.0	99.4	
01/02/13	0.0	0.1	0.8	0.8	0.4	
03/05/13	0.0	0.1	0.1	0.0	0.1	
06/09/13	0.0	0.0	0.1	0.2	0.1	
10/19/13	0.0	0.0	0.1	0.0	0.0	
20-39	0.0	0.0	0.0	0.0	0.0	
40	0.0	0.0	0.0	0.0	0.0	
N of Valid	802	798	716	614	2930	
N of Miss	47	28	46	32	153	

Table 148: On how many occasions have you used cocaine or crack in your lifetime?

Response	6	8	10	12	Total	
0	99.9	99.2	98.0	96.9	98.6	
01/02/13	0.1	0.5	1.1	2.4	1.0	
03/05/13	0.0	0.0	0.3	0.5	0.2	
06/09/13	0.0	0.1	0.0	0.0	0.0	
10/19/13	0.0	0.1	0.0	0.2	0.1	
20-39	0.0	0.0	0.3	0.0	0.1	
40	0.0	0.0	0.3	0.0	0.1	
N of Valid	815	799	716	614	2944	
N of Miss	34	27	46	32	139	

Table 149: On how many occasions have you used cocaine or crack during the past 30 days?

Response	6	8	10	12	Total	
0	100.0	99.6	99.0	99.7	99.6	
01/02/13	0.0	0.3	0.6	0.2	0.2	
03/05/13	0.0	0.1	0.1	0.0	0.1	
06/09/13	0.0	0.0	0.1	0.2	0.1	
10/19/13	0.0	0.0	0.0	0.0	0.0	
20-39	0.0	0.0	0.0	0.0	0.0	
40	0.0	0.0	0.1	0.0	0.0	
N of Valid	812	799	716	614	2941	
N of Miss	37	27	46	32	142	

Table 150: On how many occasions have you sniffed glue, breathed the contents of an aerosol spray can, or inhaled other gases or sprays, in order to get high in your lifetime?








Response	6	8	10	12	Total	
0	95.6	92.0	91.2	92.7	92.9	
01/02/13	2.8	5.0	3.9	3.9	3.9	
03/05/13	0.7	1.7	1.4	1.3	1.3	
06/09/13	0.0	0.4	1.0	0.7	0.5	
10/19/13	0.7	0.2	0.7	0.7	0.6	
20-39	0.1	0.1	0.6	0.3	0.3	
40	0.0	0.5	1.3	0.5	0.5	
N of Valid	815	801	715	614	2945	
N of Miss	34	25	47	32	138	

Table 151: On how many occasions have you sniffed glue, breathed the contents of an aerosol spray can, or inhaled other gases or sprays, in order to get high during the past 30 days?







Response	6	8	10	12	Total	
0	98.0	97.6	96.9	98.4	97.7	
01/02/13	1.6	1.4	1.5	1.0	1.4	
03/05/13	0.4	0.4	0.7	0.2	0.4	
06/09/13	0.0	0.4	0.3	0.3	0.2	
10/19/13	0.0	0.0	0.3	0.0	0.1	
20-39	0.0	0.0	0.0	0.0	0.0	
40	0.0	0.2	0.3	0.2	0.2	
N of Valid	814	800	715	615	2944	
N of Miss	35	26	47	31	139	

Table 152: On how many occasions have you used Daztrex in your lifetime?


Response	6	8	10	12	Total	
0	100.0	100.0	100.0	100.0	100.0	
01/02/13	0.0	0.0	0.0	0.0	0.0	
03/05/13	0.0	0.0	0.0	0.0	0.0	
06/09/13	0.0	0.0	0.0	0.0	0.0	
10/19/13	0.0	0.0	0.0	0.0	0.0	
20-39	0.0	0.0	0.0	0.0	0.0	
40	0.0	0.0	0.0	0.0	0.0	
N of Valid	804	796	716	615	2931	
N of Miss	45	30	46	31	152	

Table 153: On how many occasions have you used Daztrex during the past 30 days?


Response	6	8	10	12	Total	
0	100.0	100.0	100.0	100.0	100.0	
01/02/13	0.0	0.0	0.0	0.0	0.0	
03/05/13	0.0	0.0	0.0	0.0	0.0	
06/09/13	0.0	0.0	0.0	0.0	0.0	
10/19/13	0.0	0.0	0.0	0.0	0.0	
20-39	0.0	0.0	0.0	0.0	0.0	
40	0.0	0.0	0.0	0.0	0.0	
N of Valid	804	796	717	615	2932	
N of Miss	45	30	45	31	151	

Table 154: On how many occasions have you used synthetic marijuana in your lifetime?








Response	6	8	10	12	Total	
0	99.3	97.0	89.1	83.8	92.9	
01/02/13	0.6	2.1	4.5	6.1	3.1	
03/05/13	0.1	0.6	2.7	3.8	1.6	
06/09/13	0.0	0.3	1.4	2.1	0.9	
10/19/13	0.0	0.0	0.8	1.5	0.5	
20-39	0.0	0.0	0.7	1.1	0.4	
40	0.0	0.0	0.8	1.6	0.5	
N of Valid	807	799	715	611	2932	
N of Miss	42	27	47	35	151	



Table 155: On how many occasions have you used synthetic marijuana during the past 30 days?


Response	6	8	10	12	Total	
0	99.6	99.5	97.2	98.0	98.7	
01/02/13	0.4	0.5	1.5	0.8	0.8	
03/05/13	0.0	0.0	0.4	0.3	0.2	
06/09/13	0.0	0.0	0.4	0.2	0.1	
10/19/13	0.0	0.0	0.1	0.5	0.1	
20-39	0.0	0.0	0.1	0.0	0.0	
40	0.0	0.0	0.1	0.2	0.1	
N of Valid	810	799	714	611	2934	
N of Miss	39	27	48	35	149	

Table 156: On how many occasions have you used methamphetamines (meth, speed, crank, crystal meth) in your lifetime?


Response	6	8	10	12	Total	
0	99.9	98.8	96.6	97.1	98.2	
01/02/13	0.0	1.0	2.0	1.0	1.0	
03/05/13	0.0	0.1	0.8	0.7	0.4	
06/09/13	0.0	0.1	0.3	0.2	0.1	
10/19/13	0.0	0.0	0.0	0.3	0.1	
20-39	0.1	0.0	0.0	0.3	0.1	
40	0.0	0.0	0.3	0.5	0.2	
N of Valid	808	800	715	612	2935	
N of Miss	41	26	47	34	148	

Table 157: On how many occasions have you used methamphetamines (meth, speed, crank, crystal meth) in the past 30 days?


Response	6	8	10	12	Total	
0	100.0	99.7	99.0	99.5	99.6	
01/02/13	0.0	0.3	0.8	0.2	0.3	
03/05/13	0.0	0.0	0.0	0.3	0.1	
06/09/13	0.0	0.0	0.0	0.0	0.0	
10/19/13	0.0	0.0	0.0	0.0	0.0	
20-39	0.0	0.0	0.0	0.0	0.0	
40	0.0	0.0	0.1	0.0	0.0	
N of Valid	809	798	713	612	2932	
N of Miss	40	28	49	34	151	

Table 158: On how many occasions have you used other chemical products (bath salts, plant food, etc.) in your lifetime?


Response	6	8	10	12	Total	
0	98.8	98.8	98.6	99.5	98.9	
01/02/13	0.5	1.0	0.8	0.3	0.7	
03/05/13	0.4	0.1	0.3	0.0	0.2	
06/09/13	0.2	0.0	0.0	0.2	0.1	
10/19/13	0.1	0.0	0.0	0.0	0.0	
20-39	0.0	0.0	0.0	0.0	0.0	
40	0.0	0.1	0.3	0.0	0.1	
N of Valid	804	800	714	612	2930	
N of Miss	45	26	48	34	153	

Table 159: On how many occasions have you used other chemical products (bath salts, plant food, etc.) during the past 30 days?


Response	6	8	10	12	Total	
0	99.3	99.7	99.6	99.8	99.6	
01/02/13	0.4	0.1	0.1	0.0	0.2	
03/05/13	0.2	0.0	0.0	0.0	0.1	
06/09/13	0.1	0.0	0.1	0.0	0.1	
10/19/13	0.0	0.0	0.0	0.0	0.0	
20-39	0.0	0.0	0.0	0.2	0.0	
40	0.0	0.1	0.1	0.0	0.1	
N of Valid	806	796	713	612	2927	
N of Miss	43	30	49	34	156	

Table 160: On how many occasions have you used heroin or other opiates in your lifetime?


Response	6	8	10	12	Total	
0	100.0	98.9	97.6	96.9	98.5	
01/02/13	0.0	0.5	1.4	0.5	0.6	
03/05/13	0.0	0.2	0.3	1.1	0.4	
06/09/13	0.0	0.1	0.1	0.3	0.1	
10/19/13	0.0	0.1	0.0	0.3	0.1	
20-39	0.0	0.0	0.3	0.7	0.2	
40	0.0	0.1	0.3	0.2	0.1	
N of Valid	803	800	711	613	2927	
N of Miss	46	26	51	33	156	

Table 161: On how many occasions have you used heroin or other opiates during the past 30 days?


Response	6	8	10	12	Total	
0	100.0	99.8	99.2	99.0	99.5	
01/02/13	0.0	0.0	0.6	0.7	0.3	
03/05/13	0.0	0.0	0.3	0.3	0.1	
06/09/13	0.0	0.1	0.0	0.0	0.0	
10/19/13	0.0	0.0	0.0	0.0	0.0	
20-39	0.0	0.1	0.0	0.0	0.0	
40	0.0	0.0	0.0	0.0	0.0	
N of Valid	804	800	713	612	2929	
N of Miss	45	26	49	34	154	

Table 162: On how many occasions have you used MDMA ('X', 'E', or ecstasy) in your lifetime?


Response	6	8	10	12	Total	
0	99.9	99.5	97.3	95.6	98.3	
01/02/13	0.1	0.3	2.3	2.5	1.2	
03/05/13	0.0	0.3	0.3	1.5	0.4	
06/09/13	0.0	0.0	0.0	0.3	0.1	
10/19/13	0.0	0.0	0.1	0.0	0.0	
20-39	0.0	0.0	0.0	0.0	0.0	
40	0.0	0.0	0.0	0.2	0.0	
N of Valid	800	797	711	612	2920	
N of Miss	49	29	51	34	163	

Table 163: On how many occasions have you used MDMA ('X', 'E', or ecstasy) during the past 30 days?


Response	6	8	10	12	Total	
0	100.0	100.0	99.4	99.0	99.7	
01/02/13	0.0	0.0	0.4	0.8	0.3	
03/05/13	0.0	0.0	0.1	0.2	0.1	
06/09/13	0.0	0.0	0.0	0.0	0.0	
10/19/13	0.0	0.0	0.0	0.0	0.0	
20-39	0.0	0.0	0.0	0.0	0.0	
40	0.0	0.0	0.0	0.0	0.0	
N of Valid	797	795	711	609	2912	
N of Miss	52	31	51	37	171	

Table 164: On how many occasions have you taken prescription drugs (such as Valium, Xanax, Ritalin, Adderall, OxyContin, Darvocet, or sleeping pills) not prescribed to you in your lifetime?








Response	6	8	10	12	Total	
0	97.3	94.8	87.5	83.4	91.3	
01/02/13	1.6	2.4	2.5	4.6	2.7	
03/05/13	0.7	1.1	2.5	2.5	1.6	
06/09/13	0.0	1.0	1.1	2.8	1.1	
10/19/13	0.1	0.2	1.4	2.0	0.9	
20-39	0.0	0.1	1.7	1.6	0.8	
40	0.2	0.4	3.2	3.1	1.6	
N of Valid	808	800	713	608	2929	
N of Miss	41	26	49	38	154	

Table 165: On how many occasions have you taken prescription drugs (such as Valium, Xanax, Ritalin, Adderall, OxyContin, Darvocet, or sleeping pills) not prescribed to you during the past 30 days?








Response	6	8	10	12	Total	
0	98.6	97.7	92.8	93.0	95.8	
01/02/13	1.1	1.4	3.4	3.3	2.2	
03/05/13	0.1	0.6	1.3	1.1	0.8	
06/09/13	0.0	0.0	0.3	1.5	0.4	
10/19/13	0.0	0.1	1.3	0.7	0.5	
20-39	0.0	0.1	0.4	0.2	0.2	
40	0.1	0.0	0.6	0.3	0.2	
N of Valid	810	797	712	612	2931	
N of Miss	39	29	50	34	152	

Table 166: On how many occasions have you taken non-prescription medicines such as diet pills (for example, Dietac, Dexatrim or Prolamine), stay-awake pills (for example No-Doz, Vivarin, or Wake), or cough or cold medicines (robos, DXM, etc.) to get high in your lifetime?








Response	6	8	10	12	Total	
0	98.9	96.1	93.7	93.6	95.8	
01/02/13	0.4	2.2	2.1	2.1	1.7	
03/05/13	0.2	0.6	1.8	1.0	0.9	
06/09/13	0.1	0.4	0.7	0.8	0.5	
10/19/13	0.0	0.2	0.4	1.0	0.4	
20-39	0.0	0.0	0.3	0.5	0.2	
40	0.4	0.4	1.0	1.0	0.6	
N of Valid	808	802	713	610	2933	
N of Miss	41	24	49	36	150	

Table 167: On how many occasions have you taken non-prescription medicines such as diet pills (for example, Dietac, Dexatrim or Prolamine), stay-awake pills (for example No-Doz, Vivarin, or Wake), or cough or cold medicines (robos, DXM, etc.) to get high during the past 30 days?








Response	6	8	10	12	Total	
0	99.4	98.9	97.3	97.4	98.3	
01/02/13	0.4	0.8	0.8	0.8	0.7	
03/05/13	0.1	0.3	1.3	0.7	0.5	
06/09/13	0.0	0.0	0.1	0.3	0.1	
10/19/13	0.1	0.1	0.1	0.3	0.2	
20-39	0.0	0.0	0.1	0.2	0.1	
40	0.0	0.0	0.1	0.3	0.1	
N of Valid	807	797	709	611	2924	
N of Miss	42	29	53	35	159	

Table 168: On how many occasions have you been drunk or very high from drinking alcoholic beverages during the past 30 days?








Response	6	8	10	12	Total	
0	99.3	95.2	86.9	77.4	90.6	
01/02/13	0.7	2.6	7.2	12.3	5.2	
03/05/13	0.0	1.0	2.4	5.2	2.0	
06/09/13	0.0	0.5	1.4	2.8	1.1	
10/19/13	0.0	0.3	0.7	1.3	0.5	
20-39	0.0	0.3	0.4	0.2	0.2	
40	0.0	0.1	1.0	0.8	0.4	
N of Valid	805	795	709	610	2919	
N of Miss	44	31	53	36	164	

Table 169: On how many occasions have you drunk flavored alcoholic beverages, sometimes called 'alcopops' (like Mike's Hard Lemonade, Smirnoff Ice, Bacardi Breezers, etc.) in your lifetime?








Response	6	8	10	12	Total	
0	93.6	83.4	67.0	52.4	75.8	
01/02/13	3.2	7.4	10.7	9.7	7.5	
03/05/13	2.0	3.8	5.9	10.2	5.1	
06/09/13	1.0	3.0	4.8	8.2	4.0	
10/19/13	0.2	0.5	3.9	6.6	2.5	
20-39	0.0	1.0	2.8	5.1	2.0	
40	0.0	1.0	4.9	7.9	3.1	
N of Valid	808	800	712	609	2929	
N of Miss	41	26	50	37	154	

Table 170: On how many occasions have you drunk flavored alcoholic beverages, sometimes called 'alcopops' (like Mike's Hard Lemonade, Smirnoff Ice, Bacardi Breezers, etc.) during the past 30 days?








Response	6	8	10	12	Total	
0	98.9	95.0	84.3	80.1	90.3	
01/02/13	1.0	2.9	9.6	12.1	5.9	
03/05/13	0.1	0.8	2.4	4.6	1.8	
06/09/13	0.0	0.9	1.0	1.5	0.8	
10/19/13	0.0	0.3	1.1	0.8	0.5	
20-39	0.0	0.3	0.6	0.3	0.3	
40	0.0	0.0	1.1	0.7	0.4	
N of Valid	809	799	712	612	2932	
N of Miss	40	27	50	34	151	

Table 171: If you used prescription drugs or over the counter drugs without a doctor telling you to use it or for the purpose of getting high, where did you get these drugs?












Response	6	8	10	12	Total	
I did not use prescription drugs or over the counter drugs to get high.	99.6	97.0	90.3	85.6	93.7	
I bought it or took it from a store or shop.	0.1	0.1	0.3	0.8	0.3	
I got it from my parents with permission.	0.1	0.4	1.2	1.7	0.8	
I got it from home without permission.	0.0	1.1	1.7	0.5	0.8	
I got it from a relative with permission.	0.0	0.0	0.3	0.5	0.2	
I got it from a relative without permission.	0.0	0.0	0.1	0.7	0.2	
I got it from a friends home with permission.	0.1	0.3	0.6	0.8	0.4	
I got it from a friends home without permission.	0.0	0.3	0.1	0.3	0.2	
I got it from a friend while at school.	0.0	0.3	0.7	2.0	0.7	
I got it from a friend while at a party.	0.0	0.3	0.9	1.7	0.6	
I got it from a friend, elsewhere	0.0	0.4	3.8	5.5	2.2	
N of Valid	785	787	692	603	2867	
N of Miss	64	39	70	43	216	

Table 172: During the last month, about how many marijuana cigarettes, or the equivalent, did you smoke a day, on the average?








Response	6	8	10	12	Total	
None	99.2	95.2	86.7	83.5	91.8	
Less than 1 a day	0.5	2.5	5.6	6.9	3.6	
1 a day	0.1	0.8	1.9	1.8	1.1	
2-3 a day	0.0	0.6	2.3	3.3	1.4	
4-6 a day	0.0	0.6	1.1	2.5	1.0	
7-10 a day	0.0	0.0	1.1	0.7	0.4	
11 or more a day	0.1	0.3	1.3	1.3	0.7	
N of Valid	794	792	701	606	2893	
N of Miss	55	34	61	40	190	

Table 173: How wrong do your friends feel it would be for YOU to: drink alcohol?





Response	6	8	10	12	Total	
Very wrong	83.0	58.9	39.5	35.1	55.8	
Wrong	11.1	18.9	21.5	23.2	18.3	
A little bit wrong	4.0	14.3	20.4	21.5	14.5	
Not wrong at all	1.9	7.9	18.7	20.2	11.4	
N of Valid	792	789	702	604	2887	
N of Miss	57	37	60	42	196	

Table 174: How wrong do your friends feel it would be for YOU to: smoke tobacco?





Response	6	8	10	12	Total	
Very wrong	85.2	65.1	44.2	34.2	59.1	
Wrong	10.3	16.5	18.8	16.7	15.4	
A little bit wrong	2.4	10.9	16.7	18.2	11.5	
Not wrong at all	2.0	7.5	20.4	30.8	14.0	
N of Valid	793	787	702	603	2885	
N of Miss	56	39	60	43	198	



Table 175: How wrong do your friends feel it would be for YOU to: smoke marijuana?

Response	6	8	10	12	Total	
Very wrong	91.4	71.4	50.4	41.2	65.4	
Wrong	4.9	11.0	14.1	17.9	11.5	
A little bit wrong	2.0	10.1	12.8	15.4	9.6	
Not wrong at all	1.6	7.5	22.8	25.6	13.4	
N of Valid	790	784	703	605	2882	
N of Miss	59	42	59	41	201	

Table 176: How wrong do your friends feel it would be for YOU to: use prescription drugs not prescribed to you

Response	6	8	10	12	Total	
Very wrong	89.6	77.6	63.9	61.4	74.2	
Wrong	6.6	13.7	17.7	20.1	14.1	
A little bit wrong	1.9	5.1	9.6	10.2	6.4	
Not wrong at all	1.9	3.6	8.9	8.3	5.4	
N of Valid	790	787	700	606	2883	
N of Miss	59	39	62	40	200	

Table 177: How wrong would most adults (over 21) in your neighborhood think it is for kids your age: to use marijuana?

Response	6	8	10	12	Total	
Very wrong	89.9	78.5	63.0	60.0	73.9	
Wrong	6.8	13.6	18.9	20.6	14.5	
A little bit wrong	2.1	4.7	12.3	11.9	7.4	
Not wrong at all	1.3	3.2	5.9	7.5	4.2	
N of Valid	780	781	700	603	2864	
N of Miss	69	45	62	43	219	

Table 178: How wrong would most adults (over 21) in your neighborhood think it is for kids your age: to drink alcohol?


Response	6	8	10	12	Total	
Very wrong	82.7	70.2	51.9	47.3	64.3	
Wrong	10.9	16.8	22.7	23.8	18.1	
A little bit wrong	4.2	8.7	18.9	18.0	11.9	
Not wrong at all	2.2	4.4	6.5	11.0	5.7	
N of Valid	780	781	697	601	2859	
N of Miss	69	45	65	45	224	

Table 179: How wrong would most adults (over 21) in your neighborhood think it is for kids your age: to smoke cigarettes?


Response	6	8	10	12	Total	
Very wrong	84.1	72.3	51.1	43.9	64.4	
Wrong	10.7	16.8	21.4	22.9	17.5	
A little bit wrong	3.0	6.0	17.1	16.7	10.1	
Not wrong at all	2.3	5.0	10.5	16.5	8.0	
N of Valid	778	782	697	599	2856	
N of Miss	71	44	65	47	227	

Table 180: How much do each of the following statements describe your neighborhood? crime and/or drug selling


Response	6	8	10	12	Total	
NO!	80.7	73.5	63.5	60.7	70.3	
no	12.2	19.1	24.5	26.3	20.0	
yes	5.0	5.1	8.5	9.8	6.9	
YES!	2.2	2.3	3.5	3.2	2.7	
N of Valid	781	780	694	601	2856	
N of Miss	68	46	68	45	227	

Table 181: How much do each of the following statements describe your neighborhood? fights





Response	6	8	10	12	Total	
NO!	69.5	65.3	57.9	61.7	63.9	
no	17.3	22.0	29.0	27.3	23.5	
yes	9.9	11.0	9.7	8.5	9.8	
YES!	3.3	1.7	3.3	2.5	2.7	
N of Valid	781	781	692	600	2854	
N of Miss	68	45	70	46	229	

Table 182: How much do each of the following statements describe your neighborhood? lots of empty or abandoned buildings





Response	6	8	10	12	Total	
NO!	68.2	66.2	59.7	62.0	64.3	
no	21.6	25.8	28.4	27.3	25.6	
yes	6.8	6.8	9.7	8.9	7.9	
YES!	3.5	1.3	2.2	1.8	2.2	
N of Valid	779	780	690	597	2846	
N of Miss	70	46	72	49	237	

Table 183: How much do each of the following statements describe your neighborhood? lots of graffiti





Response	6	8	10	12	Total	
NO!	80.5	78.8	72.1	72.2	76.2	
no	16.5	18.4	25.0	25.0	20.9	
yes	2.1	1.7	1.7	2.2	1.9	
YES!	0.9	1.2	1.2	0.7	1.0	
N of Valid	774	772	691	601	2838	
N of Miss	75	54	71	45	245	

Table 184: I feel safe in my neighborhood.

Response	6	8	10	12	Total
NO!	7.8	6.0	6.3	5.8	6.5
no	6.9	6.9	7.2	5.5	6.7
yes	26.0	32.9	36.5	34.6	32.2
YES!	59.3	54.3	49.9	54.2	54.6
N of Valid	778	772	693	602	2845
N of Miss	71	54	69	44	238

Table 185: If a kid smoked marijuana in your neighborhood would he or she be caught by the police?

Response	6	8	10	12	Total
NO!	10.8	17.7	26.7	29.2	20.4
no	22.2	36.0	45.8	50.3	37.6
yes	29.9	27.7	19.7	15.3	23.7
YES!	37.1	18.7	7.8	5.2	18.2
N of Valid	770	770	692	595	2827
N of Miss	79	56	70	51	256

Table 186: If a kid drank some beer, wine or hard liquor (for example, vodka, whiskey, or gin) in your neighborhood would he or she be caught by the police?

Response	6	8	10	12	Total
NO!	12.9	22.5	31.1	33.4	24.3
no	28.8	43.5	49.1	52.6	42.8
yes	27.8	21.4	14.3	9.7	18.9
YES!	30.5	12.6	5.5	4.2	13.9
N of Valid	765	768	691	595	2819
N of Miss	84	58	71	51	264

Table 187: If a kid carried a handgun in your neighborhood would he or she be caught by the police?





Response	6	8	10	12	Total	
NO!	13.4	17.8	22.2	25.9	19.4	
no	20.7	29.2	32.8	36.1	29.2	
yes	26.6	29.5	28.1	25.4	27.5	
YES!	39.4	23.5	17.0	12.6	23.9	
N of Valid	764	766	690	595	2815	
N of Miss	85	60	72	51	268	

Table 188: If you wanted to get some cigarettes, how easy would it be for you to get some?





Response	6	8	10	12	Total	
Very hard	71.9	47.8	22.6	11.0	40.4	
Sort of hard	11.8	16.4	14.4	6.9	12.6	
Sort of easy	9.2	19.4	25.2	15.0	17.1	
Very easy	7.2	16.5	37.8	67.1	29.9	
N of Valid	765	764	682	593	2804	
N of Miss	84	62	80	53	279	

Table 189: If you wanted to get some beer, wine or hard liquor (for example, vodka, whiskey, or gin), how easy would it be for you to get some?





Response	6	8	10	12	Total	
Very hard	74.0	47.4	22.3	12.8	41.2	
Sort of hard	10.7	15.4	16.9	14.3	14.2	
Sort of easy	9.3	19.8	29.5	27.4	20.9	
Very easy	6.0	17.3	31.4	45.5	23.7	
N of Valid	764	761	682	595	2802	
N of Miss	85	65	80	51	281	

Table 190: If you wanted to get a drug like cocaine, LSD, or amphetamines, how easy would it be for you to get some?


Response	6	8	10	12	Total	
Very hard	93.6	82.1	64.5	55.1	75.2	
Sort of hard	4.5	11.7	19.7	24.7	14.4	
Sort of easy	0.9	3.8	9.1	10.6	5.8	
Very easy	1.0	2.4	6.8	9.6	4.6	
N of Valid	764	760	681	594	2799	
N of Miss	85	66	81	52	284	

Table 191: If you wanted to get a handgun, how easy would it be for you to get one?


Response	6	8	10	12	Total	
Very hard	67.0	57.6	45.1	40.9	53.6	
Sort of hard	12.0	15.3	16.4	16.9	15.0	
Sort of easy	9.6	11.7	16.2	16.0	13.1	
Very easy	11.4	15.4	22.3	26.2	18.3	
N of Valid	764	759	681	592	2796	
N of Miss	85	67	81	54	287	

Table 192: If you wanted to get some marijuana, how easy would it be for you to get some?


Response	6	8	10	12	Total	
Very hard	91.1	67.8	38.0	23.1	57.3	
Sort of hard	3.6	10.7	12.7	11.0	9.3	
Sort of easy	2.9	11.4	19.4	21.9	13.3	
Very easy	2.4	10.1	30.0	44.0	20.1	
N of Valid	754	754	677	593	2778	
N of Miss	95	72	85	53	305	

Table 193: If you wanted to get prescription drugs for the purpose of getting high, how easy would it be for you to get some?


Response	6	8	10	12	Total	
Very hard	83.2	58.5	39.8	30.5	54.7	
Sort of hard	6.7	13.4	17.3	17.8	13.5	
Sort of easy	4.5	12.4	19.9	22.0	14.1	
Very easy	5.5	15.7	23.0	29.8	17.7	
N of Valid	758	759	678	591	2786	
N of Miss	91	67	84	55	297	

Table 194: If you wanted to get synthetic marijuana such as K2 or chemical products such as bath salts to get high, how easy would it be for you to get some?


Response	6	8	10	12	Total	
Very hard	92.4	78.6	54.9	42.2	68.9	
Sort of hard	3.7	9.3	17.7	20.1	12.1	
Sort of easy	1.4	5.9	13.1	16.9	8.8	
Very easy	2.5	6.2	14.2	20.8	10.2	
N of Valid	759	762	677	592	2790	
N of Miss	90	64	85	54	293	

Table 195: If you wanted to get steroids to enhance athletic performance, how easy would it be for you to get some?


Response	6	8	10	12	Total	
Very hard	89.3	78.8	65.1	52.0	72.6	
Sort of hard	6.6	12.4	18.9	23.6	14.8	
Sort of easy	2.0	5.5	8.4	12.5	6.7	
Very easy	2.1	3.3	7.5	11.8	5.8	
N of Valid	757	760	677	592	2786	
N of Miss	92	66	85	54	297	

Table 196: During the past 12 months, have you participated in any alcohol prevention programs or seen any alcohol prevention messages in your school or community? Yes, a school-based program focused on preventing underage drinking and/or drinking and driving.



Response	6	8	10	12	Total	
No	53.0	52.8	73.4	75.5	62.7	
Yes	47.0	47.2	26.6	24.5	37.3	
N of Valid	849	826	762	646	3083	
N of Miss	0	0	0	0	0	

Table 197: During the past 12 months, have you participated in any alcohol prevention programs or seen any alcohol prevention messages in your school or community? Yes, a community-based program focused on preventing underage drinking and/or drinking and driving (for example, through your church or temple or through youth groups like Boys and Girls Club or 4-H).



Response	6	8	10	12	Total	
No	87.5	88.9	91.9	94.1	90.3	
Yes	12.5	11.1	8.1	5.9	9.7	
N of Valid	849	826	762	646	3083	
N of Miss	0	0	0	0	0	

Table 198: During the past 12 months, have you participated in any alcohol prevention programs or seen any alcohol prevention messages in your school or community? Yes, a media campaign addressing underage drinking and/or drinking and driving (for example, newspaper ads, posters, pamphlets, radio, TV).



Response	6	8	10	12	Total	
No	87.4	87.7	90.4	89.8	88.7	
Yes	12.6	12.3	9.6	10.2	11.3	
N of Valid	849	826	762	646	3083	
N of Miss	0	0	0	0	0	

Table 199: During the past 12 months, have you participated in any alcohol prevention programs or seen any alcohol prevention messages in your school or community? No



Response	6	8	10	12	Total	
No	64.0	63.4	47.1	38.7	54.4	
Yes	36.0	36.6	52.9	61.3	45.6	
N of Valid	849	826	762	646	3083	
N of Miss	0	0	0	0	0	



Table 200: How wrong do your parents feel it would be for YOU to: drink beer, wine or hard liquor (for example, vodka, whiskey or gin) regularly?





Response	6	8	10	12	Total	
Very wrong	88.9	86.1	73.2	65.6	79.4	
Wrong	9.2	8.2	16.3	21.4	13.2	
A little bit wrong	1.4	3.5	7.8	9.3	5.2	
Not wrong at all	0.4	2.2	2.6	3.7	2.1	
N of Valid	769	769	680	599	2817	
N of Miss	80	57	82	47	266	

Table 201: How wrong do your parents feel it would be for YOU to: smoke tobacco?





Response	6	8	10	12	Total	
Very wrong	95.4	89.1	76.9	61.9	82.1	
Wrong	3.1	7.7	11.4	20.1	10.0	
A little bit wrong	0.9	2.1	7.6	9.7	4.7	
Not wrong at all	0.5	1.2	4.1	8.4	3.2	
N of Valid	768	768	683	598	2817	
N of Miss	81	58	79	48	266	

Table 202: How wrong do your parents feel it would be for YOU to: smoke marijuana?





Response	6	8	10	12	Total	
Very wrong	96.8	91.1	81.0	72.6	86.3	
Wrong	1.8	4.3	8.8	13.0	6.6	
A little bit wrong	0.7	2.5	5.7	8.2	4.0	
Not wrong at all	0.7	2.1	4.4	6.2	3.1	
N of Valid	758	768	680	598	2804	
N of Miss	91	58	82	48	279	

Table 203: How wrong do your parents feel it would be for YOU to: use prescription drugs not prescribed to you?





Response	6	8	10	12	Total	
Very wrong	96.1	93.7	88.7	87.1	91.7	
Wrong	2.9	5.1	6.0	8.8	5.5	
A little bit wrong	0.8	0.4	3.1	2.2	1.5	
Not wrong at all	0.3	0.8	2.2	1.8	1.2	
N of Valid	760	767	680	599	2806	
N of Miss	89	59	82	47	277	

Table 204: How wrong do your parents feel it would be for YOU to: steal something worth more than \$5?





Response	6	8	10	12	Total	
Very wrong	87.3	86.4	86.3	83.6	86.0	
Wrong	10.4	11.1	9.6	12.9	10.9	
A little bit wrong	2.0	1.8	2.5	2.7	2.2	
Not wrong at all	0.4	0.7	1.6	0.8	0.9	
N of Valid	762	766	678	597	2803	
N of Miss	87	60	84	49	280	

Table 205: How wrong do your parents feel it would be for YOU to: draw graffiti, write things, or draw pictures on buildings or other property (without the owner's permission)?





Response	6	8	10	12	Total	
Very wrong	89.9	86.5	82.7	81.1	85.3	
Wrong	6.6	9.0	10.6	13.7	9.7	
A little bit wrong	2.4	3.1	4.7	3.2	3.3	
Not wrong at all	1.2	1.3	2.1	2.0	1.6	
N of Valid	761	765	681	597	2804	
N of Miss	88	61	81	49	279	

Table 206: How wrong do your parents feel it would be for YOU to: pick a fight with someone?





Response	6	8	10	12	Total	
Very wrong	76.8	60.1	55.3	53.6	62.1	
Wrong	15.0	24.4	25.2	25.1	22.2	
A little bit wrong	5.9	12.1	14.2	17.3	12.0	
Not wrong at all	2.4	3.4	5.3	4.0	3.7	
N of Valid	762	766	678	597	2803	
N of Miss	87	60	84	49	280	

Table 207: During the past 12 months, have you talked with at least one of your parents about the dangers of underage drinking and/or drinking and driving? By parents, we mean either your biological parents, adoptive parents, stepparents, or adult guardians - whether or not they live with you.



Response	6	8	10	12	Total	
No	46.3	52.0	57.7	52.8	52.1	
Yes	53.7	48.0	42.3	47.2	47.9	
N of Valid	719	754	667	579	2719	
N of Miss	130	72	95	67	364	

Table 208: The rules in my family are clear.





Response	6	8	10	12	Total	
NO!	3.2	1.6	2.9	3.4	2.7	
no	5.6	6.7	7.5	5.9	6.4	
yes	27.1	33.9	42.7	43.8	36.3	
YES!	64.1	57.9	46.9	47.0	54.6	
N of Valid	753	764	682	596	2795	
N of Miss	96	62	80	50	288	

Table 209: People in my family often insult or yell at each other.

Response	6	8	10	12	Total	
NO!	39.3	27.6	22.0	21.0	28.0	
no	33.9	42.4	44.7	45.5	41.3	
yes	19.2	22.1	23.9	21.5	21.6	
YES!	7.6	7.9	9.4	12.1	9.1	
N of Valid	749	764	678	596	2787	
N of Miss	100	62	84	50	296	

Table 210: When I am not at home, one of my parents knows where I am and who I am with.

Response	6	8	10	12	Total	
NO!	3.6	2.5	3.4	4.2	3.4	
no	3.4	4.7	9.0	9.9	6.5	
yes	21.9	31.3	38.4	47.5	33.9	
YES!	71.1	61.5	49.2	38.4	56.2	
N of Valid	745	764	675	594	2778	
N of Miss	104	62	87	52	305	

Table 211: We argue about the same things in my family over and over.

Response	6	8	10	12	Total	
NO!	37.3	22.2	16.6	15.5	23.4	
no	34.5	38.7	39.3	41.7	38.3	
yes	18.6	27.8	31.1	28.9	26.4	
YES!	9.7	11.3	13.0	13.9	11.9	
N of Valid	743	762	675	595	2775	
N of Miss	106	64	87	51	308	

Table 212: If you drank some beer or wine or liquor (for example, vodka, whiskey, or gin) without your parents' permission, would you be caught by your parents?

Response	6	8	10	12	Total
NO!	7.3	8.0	12.0	17.0	10.7
no	7.5	17.5	32.0	41.5	23.5
yes	13.5	24.8	28.4	24.4	22.5
YES!	71.7	49.7	27.6	17.1	43.2
N of Valid	743	759	675	595	2772
N of Miss	106	67	87	51	311

Table 213: My family has clear rules about alcohol and drug use.

Response	6	8	10	12	Total
NO!	4.8	2.5	4.0	4.7	3.9
no	5.6	8.7	10.7	12.4	9.2
yes	17.0	24.3	33.3	39.2	27.7
YES!	72.7	64.5	51.9	43.7	59.2
N of Valid	736	761	670	595	2762
N of Miss	113	65	92	51	321

Table 214: If you carried a handgun without your parents' permission, would you be caught by your parents?

Response	6	8	10	12	Total
NO!	4.3	5.1	7.1	9.2	6.3
no	4.4	8.8	15.0	20.0	11.6
yes	16.0	24.0	28.7	29.1	24.1
YES!	75.2	62.0	49.2	41.7	58.1
N of Valid	742	758	675	595	2770
N of Miss	107	68	87	51	313

Table 215: If you skipped school would you be caught by your parents?

Response	6	8	10	12	Total	
NO!	3.9	3.6	5.6	9.1	5.4	
no	4.2	8.2	13.1	21.7	11.2	
yes	18.6	24.1	35.8	32.5	27.3	
YES!	73.3	64.2	45.5	36.7	56.2	
N of Valid	742	756	674	594	2766	
N of Miss	107	70	88	52	317	

Table 216: My parents ask if I've gotten my homework done.

Response	6	8	10	12	Total	
NO!	3.8	4.6	7.3	13.8	7.0	
no	4.7	9.5	15.0	21.4	12.1	
yes	24.3	29.0	35.7	37.9	31.3	
YES!	67.2	56.9	42.0	26.9	49.6	
N of Valid	738	761	672	594	2765	
N of Miss	111	65	90	52	318	

Table 217: People in my family have serious arguments.

Response	6	8	10	12	Total	
NO!	42.6	33.2	25.1	25.3	32.1	
no	33.3	42.2	43.5	44.6	40.6	
yes	13.5	15.4	20.7	18.1	16.8	
YES!	10.6	9.2	10.7	12.0	10.6	
N of Valid	735	759	672	592	2758	
N of Miss	114	67	90	54	325	

Table 218: Would your parents know if you did not come home on time?





Response	6	8	10	12	Total	
NO!	4.9	3.4	4.8	9.3	5.4	
no	6.1	10.2	11.1	13.3	10.0	
yes	22.3	32.2	38.5	37.7	32.2	
YES!	66.8	54.1	45.6	39.7	52.4	
N of Valid	741	761	673	594	2769	
N of Miss	108	65	89	52	314	

Table 219: Have any of your brothers or sisters ever: drunk beer, wine or hard liquor (for example, vodka, whiskey or gin)?




Response	6	8	10	12	Total	
No	76.8	58.1	44.6	35.8	55.0	
Yes	19.1	37.6	49.5	59.5	40.3	
I don't have any brothers or sisters	4.1	4.4	5.9	4.7	4.8	
N of Valid	734	756	675	592	2757	
N of Miss	115	70	87	54	326	

Table 220: Have any of your brothers or sisters ever: smoked marijuana?




Response	6	8	10	12	Total	
No	90.6	80.4	63.7	54.5	73.5	
Yes	5.3	15.1	30.4	40.6	21.7	
I don't have any brothers or sisters	4.1	4.5	5.9	4.9	4.8	
N of Valid	737	756	675	593	2761	
N of Miss	112	70	87	53	322	

Table 221: Have any of your brothers or sisters ever: smoked cigarettes?




Response	6	8	10	12	Total	
No	79.1	65.3	51.1	46.5	61.5	
Yes	16.8	30.4	42.6	48.8	33.7	
I don't have any brothers or sisters	4.1	4.4	6.3	4.7	4.8	
N of Valid	736	754	671	592	2753	
N of Miss	113	72	91	54	330	

Table 222: Have any of your brothers or sisters ever: taken a handgun to school?




Response	6	8	10	12	Total	
No	95.4	94.7	92.1	93.9	94.1	
Yes	0.5	0.8	1.8	1.4	1.1	
I don't have any brothers or sisters	4.1	4.5	6.1	4.7	4.8	
N of Valid	732	757	673	591	2753	
N of Miss	117	69	89	55	330	

Table 223: Have any of your brothers or sisters ever: been suspended or expelled from school?




Response	6	8	10	12	Total	
No	75.2	72.6	65.1	68.5	70.6	
Yes	20.7	23.1	28.7	26.8	24.6	
I don't have any brothers or sisters	4.1	4.3	6.1	4.7	4.8	
N of Valid	725	759	668	590	2742	
N of Miss	124	67	94	56	341	

Table 224: Have you changed homes in the past year (the last 12 months)?



Response	6	8	10	12	Total	
No	73.4	75.8	77.9	80.4	76.6	
Yes	26.6	24.2	22.1	19.6	23.4	
N of Valid	736	759	670	596	2761	
N of Miss	113	67	92	50	322	

Table 225: How many times have you changed homes since kindergarten?






Response	6	8	10	12	Total	
Never	36.5	32.7	31.0	28.5	32.4	
1 or 2 times	31.9	33.2	28.8	28.6	30.8	
3 or 4 times	17.5	16.4	18.2	20.2	17.9	
5 or 6 times	5.9	7.7	9.0	11.3	8.3	
7 or more times	8.1	10.0	13.0	11.4	10.5	
N of Valid	742	752	670	594	2758	
N of Miss	107	74	92	52	325	



Table 226: Have you changed schools (including changing from elementary to middle and middle to high school) in the past year?



Response	6	8	10	12	Total	
No	59.0	67.1	61.7	82.5	66.9	
Yes	41.0	32.9	38.3	17.5	33.1	
N of Valid	729	750	666	593	2738	
N of Miss	120	76	96	53	345	

Table 227: How many times have you changed schools since kindergarten (including changing from elementary to middle and middle to high school)?






Response	6	8	10	12	Total	
Never	36.9	28.2	28.9	29.8	31.0	
1 or 2 times	36.3	32.2	23.1	19.5	28.3	
3 or 4 times	15.6	23.1	21.9	26.9	21.6	
5 or 6 times	7.3	9.9	15.4	14.0	11.4	
7 or more times	4.0	6.6	10.7	9.8	7.6	
N of Valid	731	748	671	594	2744	
N of Miss	118	78	91	52	339	

Table 228: Has anyone in your family ever had severe alcohol or drug problems?



Response	6	8	10	12	Total	
No	73.3	63.1	54.8	52.4	61.5	
Yes	26.7	36.9	45.2	47.6	38.5	
N of Valid	733	750	668	590	2741	
N of Miss	116	76	94	56	342	

Table 229: About how many adults (over 21) have you known personally who in the past year have: used marijuana, crack, cocaine, or other drugs?






Response	6	8	10	12	Total	
0	78.3	69.5	52.6	46.2	62.7	
1	10.6	12.5	16.2	13.1	13.0	
2	4.5	6.8	10.4	11.5	8.1	
03/04/13	3.5	5.3	8.6	11.2	6.9	
5	3.0	5.9	12.3	18.0	9.3	
N of Valid	733	750	666	589	2738	
N of Miss	116	76	96	57	345	

Table 230: About how many adults (over 21) have you known personally who in the past year have: sold or dealt drugs?






Response	6	8	10	12	Total	
0	90.2	84.4	70.5	63.7	78.1	
1	4.6	7.5	11.6	12.2	8.8	
2	3.0	2.8	7.1	10.0	5.5	
03/04/13	1.1	2.5	4.1	6.5	3.4	
5	1.1	2.8	6.6	7.6	4.3	
N of Valid	732	748	662	589	2731	
N of Miss	117	78	100	57	352	

Table 231: About how many adults (over 21) have you known personally who in the past year have: done other things that could get them in trouble with the police, like stealing, selling stolen goods, mugging or assaulting others, etc.?






Response	6	8	10	12	Total	
0	85.6	78.7	65.2	65.1	74.3	
1	7.4	10.2	13.7	11.4	10.6	
2	3.2	4.0	7.1	6.6	5.1	
03/04/13	1.5	3.5	4.7	6.3	3.9	
5	2.3	3.5	9.3	10.5	6.1	
N of Valid	730	743	664	588	2725	
N of Miss	119	83	98	58	358	

Table 232: About how many adults (over 21) have you known personally who in the past year have: gotten drunk or high?






Response	6	8	10	12	Total	
0	62.4	46.0	31.5	25.1	42.4	
1	17.8	19.2	18.4	13.2	17.3	
2	7.9	10.8	10.2	11.9	10.1	
03/04/13	4.1	8.2	10.7	14.9	9.2	
5	7.8	15.7	29.2	34.8	21.0	
N of Valid	731	743	664	589	2727	
N of Miss	118	83	98	57	356	

Table 233: Have you seen or heard information about underage drinking in the past 12 months from the following sources? Radio



Response	6	8	10	12	Total	
No	61.9	56.6	55.9	51.8	56.8	
Yes	38.1	43.4	44.1	48.2	43.2	
N of Valid	742	746	660	599	2747	
N of Miss	107	80	102	47	336	

Table 234: Have you seen or heard information about underage drinking in the past 12 months from the following sources? TV.



Response	6	8	10	12	Total	
No	42.8	34.2	34.6	32.3	36.2	
Yes	57.2	65.8	65.4	67.7	63.8	
N of Valid	746	740	662	597	2745	
N of Miss	103	86	100	49	338	

Table 235: Have you seen or heard information about underage drinking in the past 12 months from the following sources? Print. This includes information on underage drinking you may have seen in the newspaper, on a billboard, in pamphlets, on stickers, etc.



Response	6	8	10	12	Total	
No	53.2	38.4	45.5	42.6	45.0	
Yes	46.8	61.6	54.5	57.4	55.0	
N of Valid	740	740	660	599	2739	
N of Miss	109	86	102	47	344	

Table 236: Have you seen or heard information about underage drinking in the past 12 months from the following sources? Website or social media? (Facebook, Myspace, website, etc.)



Response	6	8	10	12	Total	
No	59.1	45.9	46.1	43.5	49.0	
Yes	40.9	54.1	53.9	56.5	51.0	
N of Valid	739	738	660	598	2735	
N of Miss	110	88	102	48	348	

Table 237: The next questions ask about your opinions of the information you saw or heard. If you have seen or heard more than one ad, please think about your favorite ad when answering these questions. The information about underage drinking that I saw or heard was convincing.






Response	6	8	10	12	Total	
NO!	25.6	13.3	15.5	14.5	17.4	
no	9.4	14.1	23.3	22.9	17.0	
yes	17.5	29.5	29.9	35.1	27.7	
YES!	22.4	24.1	18.3	14.6	20.2	
I have not seen or heard any ads about underage drinking in the past 12 months.	25.1	18.9	13.0	12.9	17.8	
N of Valid	714	729	656	595	2694	
N of Miss	135	97	106	51	389	

Table 238: The next questions ask about your opinions of the information you saw or heard. If you have seen or heard more than one ad, please think about your favorite ad when answering these questions. The information about underage drinking that I saw or heard grabbed my attention.






Response	6	8	10	12	Total	
NO!	23.0	12.8	13.5	13.3	15.8	
no	12.1	18.3	25.7	25.1	20.0	
yes	18.0	27.3	32.3	34.5	27.6	
YES!	22.4	24.3	15.4	14.5	19.5	
I have not seen or heard any ads about underage drinking in the past 12 months.	24.5	17.2	13.1	12.6	17.2	
N of Valid	713	725	654	594	2686	
N of Miss	136	101	108	52	397	

Table 239: The next questions ask about your opinions of the information you saw or heard. If you have seen or heard more than one ad, please think about your favorite ad when answering these questions. The information about underage drinking that I saw or heard said something important to me.

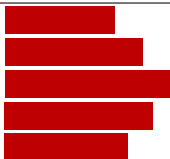
Response	6	8	10	12	Total	
NO!	20.5	11.4	16.1	13.9	15.5	
no	8.9	18.8	25.7	28.9	20.1	
yes	18.1	26.2	27.1	28.4	24.8	
YES!	26.7	25.9	17.7	15.8	21.9	
I have not seen or heard any ads about underage drinking in the past 12 months.	25.7	17.7	13.4	12.9	17.7	
N of Valid	707	725	657	595	2684	
N of Miss	142	101	105	51	399	

Table 240: The next questions ask about your opinions of the information you saw or heard. If you have seen or heard more than one ad, please think about your favorite ad when answering these questions. Seeing or hearing this information about underage drinking made me want to stop or decrease my drinking.



Response	6	8	10	12	Total	
NO!	22.0	13.8	18.9	18.8	18.3	
no	5.2	13.2	20.2	26.5	15.9	
yes	7.5	15.4	22.7	21.6	16.6	
YES!	21.4	27.3	18.2	17.6	21.3	
I have not seen or heard any ads about underage drinking in the past 12 months.	43.9	30.2	20.0	15.4	27.9	
N of Valid	669	688	639	584	2580	
N of Miss	180	138	123	62	503	

Table 241: How honest were you in filling out this survey?

Response	6	8	10	12	Total	
I was very honest	88.9	84.0	81.4	82.2	84.3	
I was honest pretty much of the time	9.4	13.3	14.7	14.2	12.8	
I was honest some of the time	1.1	1.3	2.3	2.8	1.8	
I was honest once in a while	0.5	1.3	1.7	0.8	1.1	
I was not honest at all	0.0	0.0	0.0	0.0	0.0	
N of Valid	741	745	662	607	2755	
N of Miss	108	81	100	39	328	