

2019 APNA

Arkansas Prevention Needs Assessment Survey

Region 1 Frequency Distribution Tables

Counties: Benton, Carroll, Madison, Washington

Arkansas Department of Human Services,
Division of Aging, Adults, and Behavioral
Health Services
And
University of Arkansas at Little Rock
MidSOUTH Center for Prevention and Training

Contents

1	INTRODUCTION	11
2	PERCENTAGE TABLES	15

List of Frequency Distribution Tables

1	Gender	16
2	Age	16
3	Are you Hispanic or Latino?	16
4	What is your race? Black or African American	17
5	What is your race? Asian	17
6	What is your race? American Indian	17
7	What is your race? Alaska Native	17
8	What is your race? White	18
9	What is your race? Native Hawaiian or Other Pacific Islander	18
10	What is your race? Other	18
11	What is the highest level of schooling completed by your mother or father?	19
12	Think of where you live most of the time. Which of the following people live there with you? Mother	19
13	Think of where you live most of the time. Which of the following people live there with you? Stepmother	19
14	Think of where you live most of the time. Which of the following people live there with you? Foster Mother	20
15	Think of where you live most of the time. Which of the following people live there with you? Grandmother	20
16	Think of where you live most of the time. Which of the following people live there with you? Aunt	20
17	Think of where you live most of the time. Which of the following people live there with you? Father	20
18	Think of where you live most of the time. Which of the following people live there with you? Stepfather	21
19	Think of where you live most of the time. Which of the following people live there with you? Foster Father	21
20	Think of where you live most of the time. Which of the following people live there with you? Grandfather	21
21	Think of where you live most of the time. Which of the following people live there with you? Uncle	21
22	Think of where you live most of the time. Which of the following people live there with you? Other Adults	22
23	Think of where you live most of the time. Which of the following people live there with you? Brother(s)	22
24	Think of where you live most of the time. Which of the following people live there with you? Stepbrother(s)	22
25	Think of where you live most of the time. Which of the following people live there with you? Sister(s)	22
26	Think of where you live most of the time. Which of the following people live there with you? Stepsister(s)	23

27	Think of where you live most of the time. Which of the following people live there with you? Other Children	23
28	In my school, students have lots of chances to help decide things like class activities and rules.	23
29	Teachers ask me to work on special classroom projects.	23
30	My teacher(s) notices when I am doing a good job and lets me know about it.	24
31	There are lots of chances for students in my school to get involved in sports, clubs, and other school activities outside of class.	24
32	There are lots of chances for students in my school to talk with a teacher one-on-one.	24
33	I feel safe at my school.	25
34	The school lets my parents know when I have done something well.	25
35	My teachers praise me when I work hard in school.	25
36	Are your school grades better than the grades of most students in your class?	26
37	I have lots of chances to be part of class discussions or activities.	26
38	Now thinking back over the past year in school, how often did you: enjoy being in school?	26
39	Now thinking back over the past year in school, how often did you: hate being in school?	27
40	Now thinking back over the past year in school, how often did you: try to do your best work in school?	27
41	How often do you feel that the school work you are assigned is meaningful and important?	27
42	Putting them all together, what were your grades like last year?	28
43	How important do you think the things you are learning in school are going to be for your later life?	28
44	During the LAST FOUR WEEKS how many whole days of school have you missed because you skipped or "cut"?	28
45	What are the chances you would be seen as cool if you: smoked cigarettes?	29
46	What are the chances you would be seen as cool if you: worked hard at school?	29
47	What are the chances you would be seen as cool if you: began drinking alcoholic beverages regularly, that is, at least once or twice a month?	29
48	What are the chances you would be seen as cool if you: defended someone who was being bullied?	30
49	What are the chances you would be seen as cool if you: smoked marijuana?	30
50	What are the chances you would be seen as cool if you: carried a handgun?	30
51	What are the chances you would be seen as cool if you: used e-cigarettes, e-cigars or e-hookahs (vaping)?	31

52	What are the chances you would be seen as cool if you: bullied someone or cyber bullied someone?	31
53	Think of your four best friends (the friends you feel closest to). In the past year (12 months), how many of your best friends have: participated in clubs, organizations or activities at school?	31
54	Think of your four best friends (the friends you feel closest to). In the past year (12 months), how many of your best friends have: smoked cigarettes?	32
55	Think of your four best friends (the friends you feel closest to). In the past year (12 months), how many of your best friends have: tried beer, wine or hard liquor (for example, vodka, whiskey, or gin) when their parents didn't know about it?	32
56	Think of your four best friends (the friends you feel closest to). In the past year (12 months), how many of your best friends have: used e-cigarettes, e-cigars, or e-hookahs?	32
57	Think of your four best friends (the friends you feel closest to). In the past year (12 months), how many of your best friends have: used marijuana?	33
58	Think of your four best friends (the friends you feel closest to). In the past year (12 months), how many of your best friends have: used prescription drugs or non-prescription drugs for the purpose of getting high?	33
59	Think of your four best friends (the friends you feel closest to). In the past year (12 months), how many of your best friends have: used synthetic marijuana (K2, spice) or bath salts?	33
60	Think of your four best friends (the friends you feel closest to). In the past year (12 months), how many of your best friends have: used LSD, cocaine, amphetamines, or other illegal drugs?	34
61	Think of your four best friends (the friends you feel closest to). In the past year (12 months), how many of your best friends have: been bullied?	34
62	Think of your four best friends (the friends you feel closest to). In the past year (12 months), how many of your best friends have: been suspended from school?	34
63	Think of your four best friends (the friends you feel closest to). In the past year (12 months), how many of your best friends have: carried a handgun?	35
64	Think of your four best friends (the friends you feel closest to). In the past year (12 months), how many of your best friends have: sold illegal drugs?	35
65	Think of your four best friends (the friends you feel closest to). In the past year (12 months), how many of your best friends have: regularly attended religious services?	35

66	Think of your four best friends (the friends you feel closest to). In the past year (12 months), how many of your best friends have: stolen or tried to steal a motor vehicle such as a car or motorcycle?	36
67	Think of your four best friends (the friends you feel closest to). In the past year (12 months), how many of your best friends have: been arrested?	36
68	Think of your four best friends (the friends you feel closest to). In the past year (12 months), how many of your best friends have: dropped out of school?	36
69	Think of your four best friends (the friends you feel closest to). In the past year (12 months), how many of your best friends have: been members of a gang?	37
70	How old were you when you first: smoked marijuana?	37
71	How old were you when you first: smoked a cigarette, even just a puff?	38
72	How old were you when you first: had more than a sip or two of beer, wine or hard liquor (for example, vodka, whiskey, or gin)?	38
73	How old were you when you first: began drinking alcoholic beverages regularly, that is, at least once or twice a month?	39
74	How old were you when you first: used Pegaramide (peg, Peggy)?	39
75	How old were you when you first: got suspended from school?	40
76	How old were you when you first: got arrested?	40
77	How old were you when you first: carried a handgun?	41
78	How old were you when you first: used e-cigarettes, e-cigars, or e-hookahs (vaping)?	41
79	How old were you when you first: belonged to a gang?	42
80	How old were you when you first: used prescription drugs not prescribed to you?	42
81	How wrong do you think it is for someone your age to: take a handgun to school?	43
82	How wrong do you think it is for someone your age to: steal anything?	43
83	How wrong do you think it is for someone your age to: pick a fight with someone?	43
84	How wrong do you think it is for someone your age to: attack someone with the idea of seriously hurting them?	44
85	How wrong do you think it is for someone your age to: stay away from school all day when their parents think they are at school?	44
86	How wrong do you think it is for someone your age to: drink beer, wine or hard liquor (for example, vodka, whiskey, or gin) regularly?	44
87	How wrong do you think it is for someone your age to: smoke cigarettes?	45
88	How wrong do you think it is for someone your age to: smoke marijuana?	45

89	How wrong do you think it is for someone your age to: use prescription drugs or non-prescription drugs for the purpose of getting high?	45
90	How wrong do you think it is for someone your age to: use synthetic marijuana (K2, spice) or bath salts?	46
91	How wrong do you think it is for someone your age to: use LSD, cocaine, amphetamines or another illegal drug?	46
92	How wrong do you think it is for someone your age to: use e-cigarettes, e-cigars or e-hookahs (vaping)?	46
93	At school during the past 12 months, did you receive help from the resource teacher, speech therapist or other special education teacher?	47
94	How many times in the past year (12 months) have you: been suspended from school?	47
95	How many times in the past year (12 months) have you: carried a handgun?	47
96	How many times in the past year (12 months) have you: sold illegal drugs?	48
97	How many times in the past year (12 months) have you: stolen or tried to steal a motor vehicle such as a car or motorcycle?	48
98	How many times in the past year (12 months) have you: participated in clubs, organizations or activities at school?	48
99	How many times in the past year (12 months) have you: been arrested?	49
100	How many times in the past year (12 months) have you: attacked someone with the idea of seriously hurting them?	49
101	How many times in the past year (12 months) have you: been drunk or high at school?	49
102	How many times in the past year (12 months) have you: taken a handgun to school?	50
103	How many times in the past year (12 months) have you: used e-cigarettes, e-cigars, or e-hookahs (vaping)?	50
104	Are you currently on probation, or assigned a probation officer with Juvenile Court?	50
105	Have you ever belonged to a gang?	51
106	If you have ever belonged to a gang, did that gang have a name?	51
107	You are at a party at someone's house, and one of your friends offers you a drink containing alcohol. What would you say or do?	51
108	How often do you attend religious services or activities?	52
109	I think sometimes it's okay to cheat at school.	52
110	It is important to think before you act.	52
111	Sometimes I think that life is not worth it.	53
112	At times I think I am no good at all.	53
113	All in all, I am inclined to think that I am a failure.	53
114	In the past year, have you felt depressed or sad MOST days, even if you felt okay sometimes?	54
115	It is all right to beat up people if they start the fight.	54

116	I think it is okay to take something without asking if you can get away with it.	54
117	Where do you get the most information about living a drug and alcohol free life? Parents/guardians	55
118	Where do you get the most information about living a drug and alcohol free life? Friends	55
119	Where do you get the most information about living a drug and alcohol free life? Family members	55
120	Where do you get the most information about living a drug and alcohol free life? School	56
121	Where do you get the most information about living a drug and alcohol free life? Internet	56
122	Where do you get the most information about living a drug and alcohol free life? TV	56
123	Where do you get the most information about living a drug and alcohol free life? Social media	57
124	How much do you think people risk harming themselves (physically or in other ways) if they: smoked one or more packs of cigarettes per day?	57
125	How much do you think people risk harming themselves (physically or in other ways) if they: try marijuana once or twice?	57
126	How much do you think people risk harming themselves (physically or in other ways) if they: smoke marijuana once or twice a week?	58
127	How much do you think people risk harming themselves (physically or in other ways) if they: take one or two drinks of an alcoholic beverage (beer, wine, liquor) nearly every day?	58
128	How much do you think people risk harming themselves (physically or in other ways) if they: have five or more drinks of an alcoholic beverage once or twice a weekend?	58
129	How much do you think people risk harming themselves (physically or in other ways) if they: use prescription drugs that are not prescribed to them?	59
130	How much do you think people risk harming themselves (physically or in other ways) if they: use non-prescription drugs to get high?	59
131	How much do you think people risk harming themselves (physically or in other ways) if they: use e-cigarettes, e-cigars, or e-hookahs?	59
132	Have you ever used smokeless tobacco (chew, snuff, plug, dipping tobacco, or chewing tobacco)?	60
133	How often have you used smokeless tobacco during the past 30 days?	60
134	Have you ever smoked cigarettes?	60
135	How frequently have you smoked cigarettes during the past 30 days?	61
136	Which statement best describes rules about smoking inside your home or your family cars?	61
137	Have you ever used e-cigarettes, e-cigars, or e-hookahs (vaping)?	61

138	How frequently have you used e-cigarettes, e-cigars, or e-hookahs (vaping)?	62
139	During this school year, were you taught in any of your classes about the dangers of tobacco use?	62
140	During the past 12 months, have you participated in any community activities to discourage people your age from using cigarettes, chewing tobacco, snuff, dip or cigars, e-cigarettes, e-cigars, or e-hookahs?	62
141	Think back over the last two weeks. How many times have you had five or more alcoholic drinks in a row?	63
142	During the past 30 days, how many times did you ride in a car or other vehicle driven by someone who had been drinking alcohol or using drugs to get high?	63
143	During the past 30 days, how many times did you drive a car or other vehicle when you had been drinking alcohol or using drugs to get high?	63
144	If you drank alcohol (not just a sip or taste) in the past year, where did you usually drink it?	64
145	How do you feel about someone your age having one or two drinks of an alcoholic beverage nearly every day?	64
146	On how many occasions have you had alcoholic beverages (beer, wine or hard liquor) to drink in your lifetime - more than just a few sips?	64
147	On how many occasions have you drunk one or more drinks of an alcoholic beverage during the past 30 days?	65
148	On how many occasions have you used marijuana (grass, pot) or hashish (hash, hash oil) in your lifetime?	65
149	On how many occasions have you used marijuana (grass, pot) or hashish (hash, hash oil) during the past 30 days?	65
150	On how many occasions have you used LSD or other psychedelics in your lifetime?	66
151	On how many occasions have you used LSD or other psychedelics during the past 30 days?	66
152	On how many occasions have you used cocaine or crack in your lifetime?	66
153	On how many occasions have you used cocaine or crack during the past 30 days?	67
154	On how many occasions have you sniffed glue, breathed the contents of an aerosol spray can, or inhaled other gases or sprays, in order to get high in your lifetime?	67
155	On how many occasions have you sniffed glue, breathed the contents of an aerosol spray can, or inhaled other gases or sprays, in order to get high during the past 30 days?	67
156	On how many occasions have you used Pegaramide (peg, Peggy, etc.) in your lifetime?	68

157	On how many occasions have you used Pegaramide (peg, Peggy, etc.) during the past 30 days?	68
158	On how many occasions have you used synthetic marijuana (K2, spice) in your lifetime?	68
159	On how many occasions have you used synthetic marijuana (K2, spice) during the past 30 days?	69
160	On how many occasions have you used methamphetamines (meth, speed, crank, crystal meth) in your lifetime?	69
161	On how many occasions have you used methamphetamines (meth, speed, crank, crystal meth) in the past 30 days?	69
162	On how many occasions have you used other chemical products (bath salts, plant food, etc.) in your lifetime?	70
163	On how many occasions have you used other chemical products (bath salts, plant food, etc.) during the past 30 days?	70
164	On how many occasions have you used heroin or other opiates in your lifetime?	70
165	On how many occasions have you used heroin or other opiates during the past 30 days?	71
166	On how many occasions have you used MDMA ('X', 'E', or ecstasy) in your lifetime?	71
167	On how many occasions have you used MDMA ('X', 'E', or ecstasy) during the past 30 days?	71
168	On how many occasions have you taken prescription drugs (such as Valium, Xanax, Ritalin, Adderall, OxyContin, Tramadol, or sleeping pills) not prescribed to you in your lifetime?	72
169	On how many occasions have you taken prescription drugs (such as Valium, Xanax, Ritalin, Adderall, OxyContin, Tramadol, or sleeping pills) not prescribed to you during the past 30 days?	72
170	On how many occasions have you taken non-prescription medicines such as diet pills (for example, Dietac, Dexatrim or Prolamine), stay-awake pills (for example No-Doz, Vivarin, or Wake), or cough or cold medicines (robos, DXM, etc.) to get high in your lifetime?	72
171	On how many occasions have you taken non-prescription medicines such as diet pills (for example, Dietac, Dexatrim or Prolamine), stay-awake pills (for example No-Doz, Vivarin, or Wake), or cough or cold medicines (robos, DXM, etc.) to get high during the past 30 days?	73
172	On how many occasions have you been drunk or very high from drinking alcoholic beverages during the past 30 days?	73
173	On how many occasions have you drunk flavored alcoholic beverages, sometimes called 'alcopops' (like Mike's Hard Lemonade, Smirnoff Ice, Bacardi Breezers, etc.) in your lifetime?	73
174	On how many occasions have you drunk flavored alcoholic beverages, sometimes called 'alcopops' (like Mike's Hard Lemonade, Smirnoff Ice, Bacardi Breezers, etc.) during the past 30 days?	74

175	If you smoked cigarettes (not just a puff or drag) in the past year, how did you usually get them?	74
176	If you used e-cigarettes, e-cigars, or e-hookahs (not just a puff or drag) in the past year, how did you usually get them? - I did not use e-cigarettes, e-cigars, or e-hookahs in the past year	75
177	If you used e-cigarettes, e-cigars, or e-hookahs (not just a puff or drag) in the past year, how did you usually get them? - I bought them in a store such as a convenience store, supermarket, discount store, or gas station	75
178	If you used e-cigarettes, e-cigars, or e-hookahs (not just a puff or drag) in the past year, how did you usually get them? - I got them on the Internet	75
179	If you used e-cigarettes, e-cigars, or e-hookahs (not just a puff or drag) in the past year, how did you usually get them? - I got them at a store that sells electronic cigarettes, such as a "vape shop"	75
180	If you used e-cigarettes, e-cigars, or e-hookahs (not just a puff or drag) in the past year, how did you usually get them? - I got them from a family member	76
181	If you used e-cigarettes, e-cigars, or e-hookahs (not just a puff or drag) in the past year, how did you usually get them? - I got them from a friend	76
182	If you used e-cigarettes, e-cigars, or e-hookahs (not just a puff or drag) in the past year, how did you usually get them? - A stranger got them for me	76
183	If you used e-cigarettes, e-cigars, or e-hookahs (not just a puff or drag) in the past year, how did you usually get them? - I took them from a store or shop	76
184	If you used e-cigarettes, e-cigars, or e-hookahs (not just a puff or drag) in the past year, how did you usually get them? - I got them some other way	77
185	If you used marijuana (grass, pot) (not just a puff or drag) in the past year, how did you usually get it? - I did not use marijuana (grass, pot) in the past year	77
186	If you used marijuana (grass, pot) (not just a puff or drag) in the past year, how did you usually get it? - I bought it myself	77
187	If you used marijuana (grass, pot) (not just a puff or drag) in the past year, how did you usually get it? - I got it from someone at school	77
188	If you used marijuana (grass, pot) (not just a puff or drag) in the past year, how did you usually get it? - I got it from someone with a medical marijuana card	78
189	If you used marijuana (grass, pot) (not just a puff or drag) in the past year, how did you usually get it? - I got it from my brother or sister	78

190	If you used marijuana (grass, pot) (not just a puff or drag) in the past year, how did you usually get it? - I got it from another relative	78
191	If you used marijuana (grass, pot) (not just a puff or drag) in the past year, how did you usually get it? - Other	78
192	If you drank alcohol (not just a sip or taste) in the past year, how did you usually get it?	79
193	If you used prescription drugs or over the counter drugs without a doctor telling you to use it or for the purpose of getting high, where did you get these drugs? - Did not use	79
194	If you used prescription drugs or over the counter drugs without a doctor telling you to use it or for the purpose of getting high, where did you get these drugs? - Bought or took from store or shop	80
195	If you used prescription drugs or over the counter drugs without a doctor telling you to use it or for the purpose of getting high, where did you get these drugs? - Got from parents with permission	80
196	If you used prescription drugs or over the counter drugs without a doctor telling you to use it or for the purpose of getting high, where did you get these drugs? - Got from home without permission	80
197	If you used prescription drugs or over the counter drugs without a doctor telling you to use it or for the purpose of getting high, where did you get these drugs? - Got from relative with permission	80
198	If you used prescription drugs or over the counter drugs without a doctor telling you to use it or for the purpose of getting high, where did you get these drugs? - Got from relative without permission	81
199	If you used prescription drugs or over the counter drugs without a doctor telling you to use it or for the purpose of getting high, where did you get these drugs? - Got from friend's home with permission	81
200	If you used prescription drugs or over the counter drugs without a doctor telling you to use it or for the purpose of getting high, where did you get these drugs? - Got from friend's home without permission	81
201	If you used prescription drugs or over the counter drugs without a doctor telling you to use it or for the purpose of getting high, where did you get these drugs? - Got from friend at school	81
202	If you used prescription drugs or over the counter drugs without a doctor telling you to use it or for the purpose of getting high, where did you get these drugs? - Got from friend at party	82
203	If you used prescription drugs or over the counter drugs without a doctor telling you to use it or for the purpose of getting high, where did you get these drugs? - Got from friend, elsewhere	82
204	If you used prescription drugs or over the counter drugs without a doctor telling you to use it or for the purpose of getting high, where did you get these drugs? - Got from internet sale	82
205	During the last month, about how many marijuana cigarettes, or the equivalent, did you smoke a day, on the average?	83

206	How wrong do your friends feel it would be for YOU to: have one or two drinks of an alcoholic beverage nearly every day?	83
207	How wrong do your friends feel it would be for YOU to: smoke tobacco?	83
208	How wrong do your friends feel it would be for YOU to: smoke marijuana?	84
209	How wrong do your friends feel it would be for YOU to: use prescription drugs not prescribed to you?	84
210	How wrong would most adults (over 21) in your neighborhood think it is for kids your age: to use marijuana?	84
211	How wrong would most adults (over 21) in your neighborhood think it is for kids your age: to drink alcohol?	85
212	How wrong would most adults (over 21) in your neighborhood think it is for kids your age: to smoke cigarettes?	85
213	How much do each of the following statements describe your neighborhood? crime and/or drug selling	85
214	How much do each of the following statements describe your neighborhood? fights	86
215	How much do each of the following statements describe your neighborhood? lots of empty or abandoned buildings	86
216	How much do each of the following statements describe your neighborhood? lots of graffiti	86
217	I feel safe in my neighborhood.	87
218	If a kid smoked marijuana in your neighborhood would he or she be caught by the police?	87
219	If a kid drank some beer, wine or hard liquor (for example, vodka, whiskey, or gin) in your neighborhood would he or she be caught by the police?	87
220	If a kid carried a handgun in your neighborhood would he or she be caught by the police?	88
221	If you wanted to get some cigarettes, how easy would it be for you to get some?	88
222	If you wanted to get some beer, wine or hard liquor (for example, vodka, whiskey, or gin), how easy would it be for you to get some?	88
223	If you wanted to get a drug like cocaine, LSD, or amphetamines, how easy would it be for you to get some?	89
224	If you wanted to get a handgun, how easy would it be for you to get one?	89
225	If you wanted to get some marijuana, how easy would it be for you to get some?	89
226	If you wanted to get prescription drugs for the purpose of getting high, how easy would it be for you to get some?	90
227	If you wanted to get synthetic marijuana such as K2 or chemical products such as bath salts to get high, how easy would it be for you to get some?	90

228	If you wanted to get steroids to use or to enhance athletic performance, how easy would it be for you to get some?	90
229	If you wanted to get e-cigarettes, e-cigars, or e-hookahs, how easy would it be for you to get some?	91
230	During the past 12 months, have you participated in any alcohol prevention programs or seen any alcohol prevention messages in your school or community? Yes, a school-based program focused on preventing underage drinking and/or drinking and driving.	91
231	During the past 12 months, have you participated in any alcohol prevention programs or seen any alcohol prevention messages in your school or community? Yes, a community-based program focused on preventing underage drinking and/or drinking and driving (for example, through your church or temple or through youth groups like Boys and Girls Club or 4-H).	91
232	During the past 12 months, have you participated in any alcohol prevention programs or seen any alcohol prevention messages in your school or community? Yes, a media campaign addressing underage drinking and/or drinking and driving (for example, newspaper ads, posters, pamphlets, radio, TV).	92
233	During the past 12 months, have you participated in any alcohol prevention programs or seen any alcohol prevention messages in your school or community? No	92
234	How wrong do your parents feel it would be for YOU to: have one or two drinks of an alcoholic beverage nearly every day?	92
235	How wrong do your parents feel it would be for YOU to: smoke tobacco?	92
236	How wrong do your parents feel it would be for YOU to: smoke marijuana?	93
237	How wrong do your parents feel it would be for YOU to: use prescription drugs not prescribed to you?	93
238	How wrong do your parents feel it would be for YOU to: steal something?	93
239	How wrong do your parents feel it would be for YOU to: draw graffiti, write things, or draw pictures on buildings or other property (without the owner's permission)?	94
240	How wrong do your parents feel it would be for YOU to: pick a fight with someone?	94
241	During the past 12 months, have you talked with at least one of your parents about the dangers of underage drinking and/or drinking and driving? By parents, we mean either your biological parents, adoptive parents, stepparents, or adult guardians - whether or not they live with you.	94
242	The rules in my family are clear.	95
243	People in my family have serious arguments about the same things, and often insult or yell at each other.	95

244	When I am not at home, one of my parents knows where I am and who I am with.	95
245	My family has clear rules about alcohol and drug use.	96
246	If you skipped school would you be caught by your parents?	96
247	My parents ask if I've gotten my homework done.	96
248	Would your parents know if you did not come home on time?	97
249	Do you know how to properly dispose of leftover prescription drugs?	97
250	Have any of your brothers or sisters ever: drunk beer, wine or hard liquor (for example, vodka, whiskey or gin)?	97
251	Have any of your brothers or sisters ever: smoked marijuana?	97
252	Have any of your brothers or sisters ever: smoked cigarettes?	98
253	Have any of your brothers or sisters ever: taken a handgun to school?	98
254	Have any of your brothers or sisters ever: been suspended or expelled from school?	98
255	Have any of your brothers or sisters ever: used e-cigarettes, e-cigars or e-hookahs (vaping)?	98
256	Have any of your brothers or sisters ever: used prescription drugs not prescribed to him/her?	99
257	Have you changed homes in the past year (the last 12 months)?	99
258	How many times have you changed homes since kindergarten?	99
259	Have you changed schools (including changing from elementary to middle and middle to high school) in the past year?	99
260	How many times have you changed schools since kindergarten (including changing from elementary to middle and middle to high school)?	100
261	Has anyone in your family ever had severe alcohol or drug problems?	100
262	About how many adults (over 21) have you known personally who in the past year have: used marijuana, crack, cocaine, or other drugs?	100
263	About how many adults (over 21) have you known personally who in the past year have: sold or dealt drugs?	101
264	About how many adults (over 21) have you known personally who in the past year have: done other things that could get them in trouble with the police, like stealing, selling stolen goods, mugging or assaulting others, etc.?	101
265	About how many adults (over 21) have you known personally who in the past year have: gotten drunk or high?	101
266	How honest were you in filling out this survey?	102

List of Figures

1	Grade Chart	12
2	Gender Chart	13
3	Age Chart	14

1 INTRODUCTION

This report was generated from data collected on the *2019 Arkansas Prevention Needs Assessment Student Survey*. This report contains basic frequency tables of all data collected and graphs on the selected demographic variables of grade, gender and age.

Questions regarding the information found in this report can be directed to:

International Survey Associates dba Pride Surveys

Mr. Jay Gleaton

2140 Newmarket Parkway

Suite 116

Marietta, GA 30067

Telephone: (800) 279-6361

Fax: (770) 726-9327

Website: <http://www.pridesurveys.com>

Grade Chart

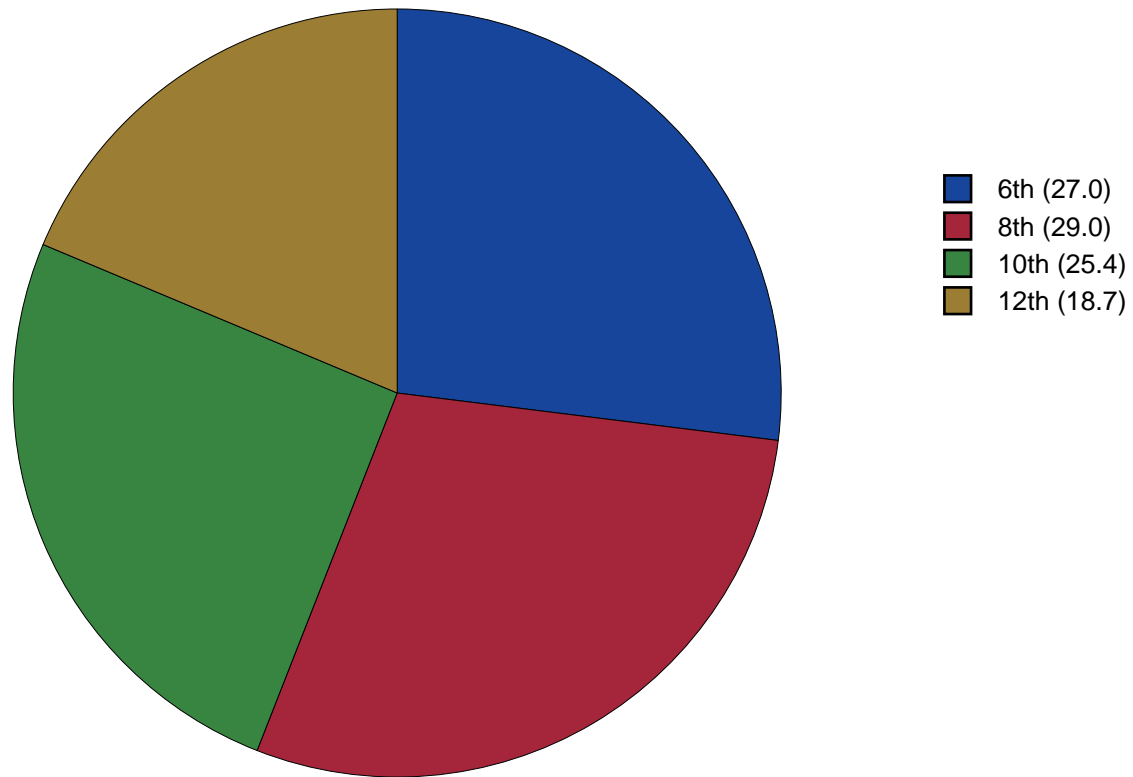


Figure 1: Grade Chart

Gender Chart

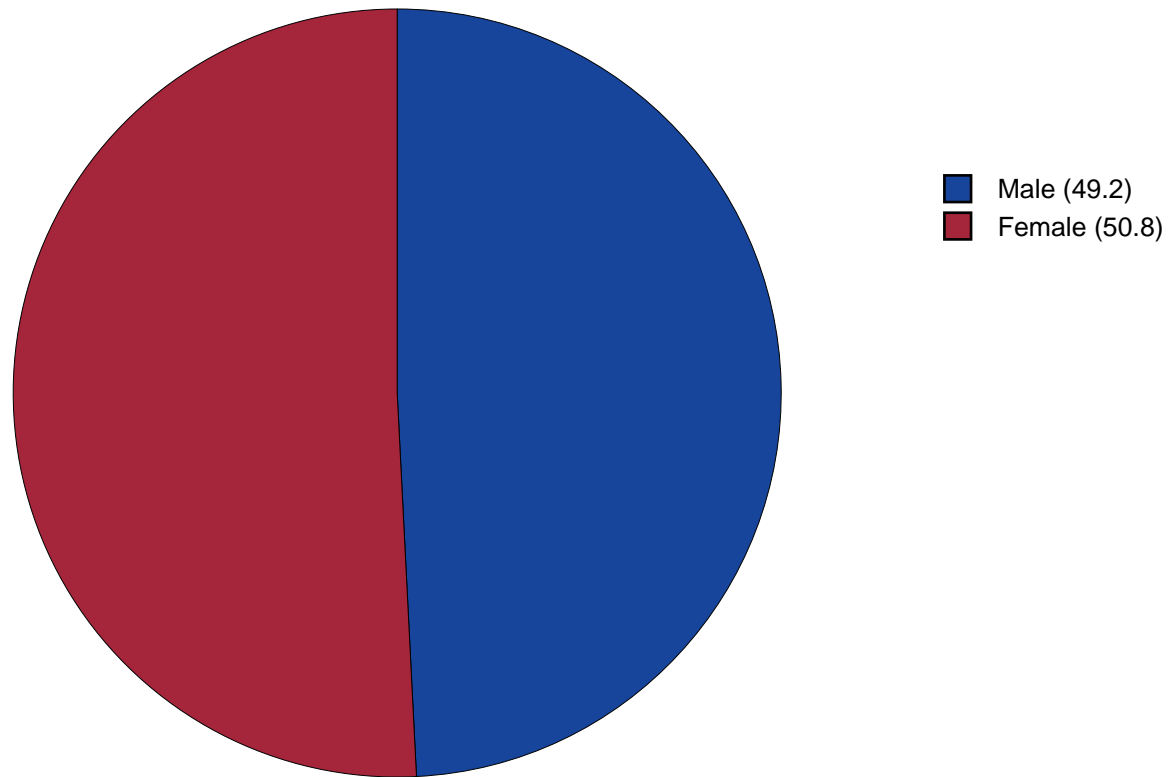


Figure 2: Gender Chart

Age Chart

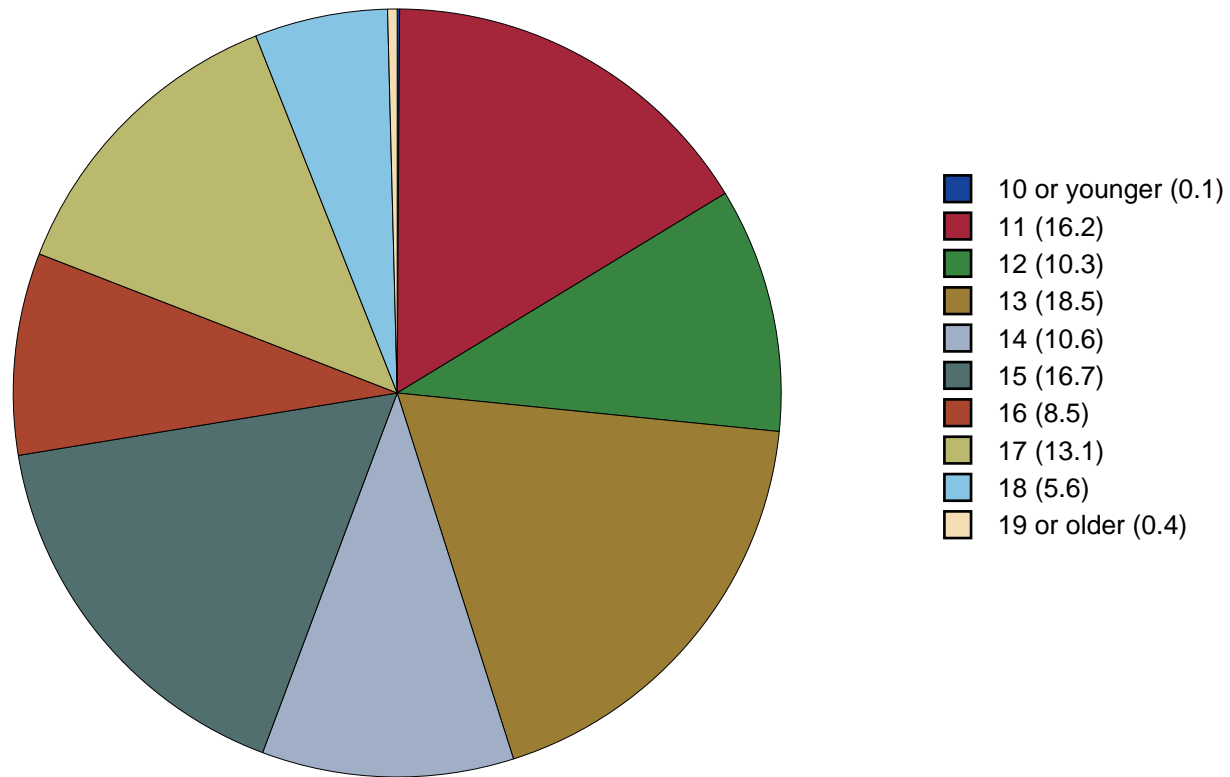


Figure 3: Age Chart

2 PERCENTAGE TABLES

The following tables contain frequency distribution detailing how your students responded to each question on the survey. The tables appear in the same order as the questions on the survey. The tables include breakdowns by grade level as well as overall percentages. The *N of Valid* row is a frequency count of the number of valid responses to each question for each grade and overall. The *N of Miss* row is a frequency count of the number of invalid (marked more than one response) or missing (i.e. did not respond) responses to each question for each grade and overall.

For the questions that allowed more than one response (i.e. race, live with, etc.) each response becomes a separate table. If a student did not mark the response, that was counted as a NO response, and if they did mark the response, that was counted as a YES response. Since a non response is a valid response for these questions, the *N of Miss* will always be zero for these questions.

Table 1: Gender



Response	6	8	10	12	Total	
Male	49.7	50.6	48.5	47.3	49.2	
Female	50.3	49.4	51.5	52.7	50.8	
N of Valid	4433	4676	4022	2906	16037	
N of Miss	120	226	261	244	851	

Table 2: Age











Response	6	8	10	12	Total	
10 or younger	0.5	0.0	0.0	0.0	0.1	
11	60.1	0.0	0.0	0.0	16.2	
12	37.7	0.4	0.0	0.0	10.3	
13	1.7	62.2	0.0	0.0	18.5	
14	0.0	36.1	0.5	0.0	10.6	
15	0.0	1.3	64.4	0.0	16.7	
16	0.0	0.0	32.7	0.8	8.5	
17	0.0	0.0	2.1	67.4	13.1	
18	0.0	0.0	0.3	29.6	5.6	
19 or older	0.0	0.0	0.0	2.1	0.4	
N of Valid	4525	4880	4261	3132	16798	
N of Miss	28	22	22	18	90	

Table 3: Are you Hispanic or Latino?



Response	6	8	10	12	Total	
No	66.7	66.0	68.5	66.5	66.9	
Yes	33.3	34.0	31.5	33.5	33.1	
N of Valid	4384	4803	4216	3096	16499	
N of Miss	169	99	67	54	389	

Table 4: What is your race? Black or African American



Response	6	8	10	12	Total	
No	94.0	95.2	95.2	95.3	94.9	
Yes	6.0	4.8	4.8	4.7	5.1	
N of Valid	4420	4726	4138	3019	16303	
N of Miss	0	0	0	0	0	

Table 5: What is your race? Asian



Response	6	8	10	12	Total	
No	96.7	95.9	95.3	95.8	96.0	
Yes	3.3	4.1	4.7	4.2	4.0	
N of Valid	4420	4726	4138	3019	16303	
N of Miss	0	0	0	0	0	

Table 6: What is your race? American Indian



Response	6	8	10	12	Total	
No	93.2	94.1	94.2	94.8	94.0	
Yes	6.8	5.9	5.8	5.2	6.0	
N of Valid	4420	4726	4138	3019	16303	
N of Miss	0	0	0	0	0	

Table 7: What is your race? Alaska Native



Response	6	8	10	12	Total	
No	99.7	99.7	99.7	99.7	99.7	
Yes	0.3	0.3	0.3	0.3	0.3	
N of Valid	4420	4726	4138	3019	16303	
N of Miss	0	0	0	0	0	

Table 8: What is your race? White



Response	6	8	10	12	Total	
No	40.5	37.5	31.5	27.5	35.0	
Yes	59.5	62.5	68.5	72.5	65.0	
N of Valid	4420	4726	4138	3019	16303	
N of Miss	0	0	0	0	0	

Table 9: What is your race? Native Hawaiian or Other Pacific Islander



Response	6	8	10	12	Total	
No	96.7	94.9	95.5	95.4	95.6	
Yes	3.3	5.1	4.5	4.6	4.4	
N of Valid	4420	4726	4138	3019	16303	
N of Miss	0	0	0	0	0	

Table 10: What is your race? Other



Response	6	8	10	12	Total	
No	66.5	68.2	76.4	81.5	72.3	
Yes	33.5	31.8	23.6	18.5	27.7	
N of Valid	4420	4726	4138	3019	16303	
N of Miss	0	0	0	0	0	

Table 11: What is the highest level of schooling completed by your mother or father?









Response	6	8	10	12	Total	
Completed grade school or less	3.6	4.2	4.0	6.7	4.5	
Some high school	4.6	6.9	12.4	18.2	9.8	
Completed high school	9.5	14.5	16.8	18.6	14.5	
Some college	7.6	10.8	12.1	12.9	10.7	
Completed college	19.1	23.8	25.5	22.5	22.7	
Graduate or professional school after college	11.9	12.1	13.0	10.4	12.0	
Don't know	41.8	25.7	14.2	8.4	23.8	
Does not apply	1.9	2.0	2.0	2.3	2.1	
N of Valid	4464	4846	4249	3132	16691	
N of Miss	89	56	34	18	197	

Table 12: Think of where you live most of the time. Which of the following people live there with you? Mother



Response	6	8	10	12	Total	
No	9.7	11.0	12.6	13.8	11.6	
Yes	90.3	89.0	87.4	86.2	88.4	
N of Valid	4534	4891	4275	3137	16837	
N of Miss	0	0	0	0	0	

Table 13: Think of where you live most of the time. Which of the following people live there with you? Stepmother



Response	6	8	10	12	Total	
No	95.0	94.2	93.7	94.6	94.4	
Yes	5.0	5.8	6.3	5.4	5.6	
N of Valid	4534	4891	4275	3137	16837	
N of Miss	0	0	0	0	0	

Table 14: Think of where you live most of the time. Which of the following people live there with you? Foster Mother



Response	6	8	10	12	Total	
No	99.1	99.6	99.6	99.7	99.5	
Yes	0.9	0.4	0.4	0.3	0.5	
N of Valid	4534	4891	4275	3137	16837	
N of Miss	0	0	0	0	0	

Table 15: Think of where you live most of the time. Which of the following people live there with you? Grandmother



Response	6	8	10	12	Total	
No	87.0	89.2	90.9	92.5	89.7	
Yes	13.0	10.8	9.1	7.5	10.3	
N of Valid	4534	4891	4275	3137	16837	
N of Miss	0	0	0	0	0	

Table 16: Think of where you live most of the time. Which of the following people live there with you? Aunt



Response	6	8	10	12	Total	
No	93.8	94.6	96.0	96.4	95.1	
Yes	6.2	5.4	4.0	3.6	4.9	
N of Valid	4534	4891	4275	3137	16837	
N of Miss	0	0	0	0	0	

Table 17: Think of where you live most of the time. Which of the following people live there with you? Father



Response	6	8	10	12	Total	
No	30.6	31.4	33.6	36.4	32.7	
Yes	69.4	68.6	66.4	63.6	67.3	
N of Valid	4534	4891	4275	3137	16837	
N of Miss	0	0	0	0	0	

Table 18: Think of where you live most of the time. Which of the following people live there with you? Stepfather



Response	6	8	10	12	Total	
No	88.1	86.3	86.7	86.1	86.9	
Yes	11.9	13.7	13.3	13.9	13.1	
N of Valid	4534	4891	4275	3137	16837	
N of Miss	0	0	0	0	0	

Table 19: Think of where you live most of the time. Which of the following people live there with you? Foster Father



Response	6	8	10	12	Total	
No	99.4	99.7	99.6	99.8	99.6	
Yes	0.6	0.3	0.4	0.2	0.4	
N of Valid	4534	4891	4275	3137	16837	
N of Miss	0	0	0	0	0	

Table 20: Think of where you live most of the time. Which of the following people live there with you? Grandfather



Response	6	8	10	12	Total	
No	92.5	93.5	94.8	96.1	94.0	
Yes	7.5	6.5	5.2	3.9	6.0	
N of Valid	4534	4891	4275	3137	16837	
N of Miss	0	0	0	0	0	

Table 21: Think of where you live most of the time. Which of the following people live there with you? Uncle



Response	6	8	10	12	Total	
No	93.2	94.4	95.8	96.7	94.8	
Yes	6.8	5.6	4.2	3.3	5.2	
N of Valid	4534	4891	4275	3137	16837	
N of Miss	0	0	0	0	0	

Table 22: Think of where you live most of the time. Which of the following people live there with you? Other Adults



Response	6	8	10	12	Total	
No	96.8	97.1	97.9	97.1	97.2	
Yes	3.2	2.9	2.1	2.9	2.8	
N of Valid	4534	4891	4275	3137	16837	
N of Miss	0	0	0	0	0	

Table 23: Think of where you live most of the time. Which of the following people live there with you? Brother(s)



Response	6	8	10	12	Total	
No	45.7	45.6	49.0	51.6	47.6	
Yes	54.3	54.4	51.0	48.4	52.4	
N of Valid	4534	4891	4275	3137	16837	
N of Miss	0	0	0	0	0	

Table 24: Think of where you live most of the time. Which of the following people live there with you? Stepbrother(s)



Response	6	8	10	12	Total	
No	95.3	94.5	94.7	96.2	95.1	
Yes	4.7	5.5	5.3	3.8	4.9	
N of Valid	4534	4891	4275	3137	16837	
N of Miss	0	0	0	0	0	

Table 25: Think of where you live most of the time. Which of the following people live there with you? Sister(s)



Response	6	8	10	12	Total	
No	48.7	48.4	50.7	54.2	50.2	
Yes	51.3	51.6	49.3	45.8	49.8	
N of Valid	4534	4891	4275	3137	16837	
N of Miss	0	0	0	0	0	

Table 26: Think of where you live most of the time. Which of the following people live there with you? Stepsister(s)



Response	6	8	10	12	Total	
No	95.4	94.3	95.8	96.4	95.3	
Yes	4.6	5.7	4.2	3.6	4.7	
N of Valid	4534	4891	4275	3137	16837	
N of Miss	0	0	0	0	0	

Table 27: Think of where you live most of the time. Which of the following people live there with you? Other Children



Response	6	8	10	12	Total	
No	94.4	95.0	95.3	95.3	95.0	
Yes	5.6	5.0	4.7	4.7	5.0	
N of Valid	4534	4891	4275	3137	16837	
N of Miss	0	0	0	0	0	

Table 28: In my school, students have lots of chances to help decide things like class activities and rules.





Response	6	8	10	12	Total	
NO!	6.8	7.1	7.9	11.4	8.0	
no	34.5	33.0	32.2	32.1	33.0	
yes	50.6	52.8	48.5	45.1	49.7	
YES!	8.1	7.1	11.4	11.4	9.2	
N of Valid	4416	4839	4204	3069	16528	
N of Miss	137	63	79	81	360	

Table 29: Teachers ask me to work on special classroom projects.





Response	6	8	10	12	Total	
NO!	8.0	8.4	9.1	10.1	8.8	
no	45.3	44.3	45.8	41.0	44.3	
yes	38.8	41.7	38.7	41.1	40.0	
YES!	8.0	5.6	6.4	7.8	6.8	
N of Valid	4326	4739	4135	3035	16235	
N of Miss	227	163	148	115	653	

Table 30: My teacher(s) notices when I am doing a good job and lets me know about it.

Response	6	8	10	12	Total	
NO!	3.3	5.0	7.2	8.0	5.7	
no	17.2	27.2	30.6	28.2	25.6	
yes	56.6	53.1	50.7	50.3	52.9	
YES!	22.9	14.7	11.5	13.5	15.8	
N of Valid	4273	4729	4120	3015	16137	
N of Miss	280	173	163	135	751	

Table 31: There are lots of chances for students in my school to get involved in sports, clubs, and other school activities outside of class.

Response	6	8	10	12	Total	
NO!	1.6	1.1	1.9	2.2	1.6	
no	9.1	5.9	6.3	7.9	7.2	
yes	43.3	44.3	44.8	47.0	44.6	
YES!	46.0	48.7	47.0	42.9	46.5	
N of Valid	4392	4820	4169	3044	16425	
N of Miss	161	82	114	106	463	

Table 32: There are lots of chances for students in my school to talk with a teacher one-on-one.

Response	6	8	10	12	Total	
NO!	2.2	3.2	3.7	4.4	3.3	
no	14.0	16.6	19.7	18.4	17.0	
yes	50.7	54.4	54.6	53.9	53.4	
YES!	33.1	25.9	22.0	23.3	26.3	
N of Valid	4389	4820	4182	3057	16448	
N of Miss	164	82	101	93	440	

Table 33: I feel safe at my school.

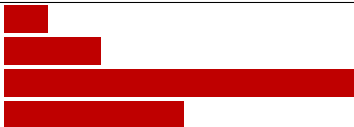
Response	6	8	10	12	Total	
NO!	3.1	4.1	5.7	5.7	4.5	
no	8.4	13.2	15.9	16.4	13.2	
yes	44.1	58.1	60.5	59.0	55.1	
YES!	44.4	24.6	18.0	18.8	27.1	
N of Valid	4374	4786	4172	3039	16371	
N of Miss	179	116	111	111	517	

Table 34: The school lets my parents know when I have done something well.


Response	6	8	10	12	Total	
NO!	7.7	15.7	22.0	26.6	17.2	
no	34.3	46.1	47.3	44.9	43.0	
yes	42.3	30.1	25.0	23.8	30.9	
YES!	15.6	8.1	5.7	4.8	8.9	
N of Valid	4353	4803	4165	3048	16369	
N of Miss	200	99	118	102	519	

Table 35: My teachers praise me when I work hard in school.


Response	6	8	10	12	Total	
NO!	8.2	11.6	13.0	13.3	11.4	
no	32.4	42.9	45.1	42.3	40.6	
yes	47.0	37.8	35.7	37.7	39.7	
YES!	12.4	7.7	6.2	6.7	8.4	
N of Valid	4303	4761	4162	3027	16253	
N of Miss	250	141	121	123	635	

Table 36: Are your school grades better than the grades of most students in your class?

Response	6	8	10	12	Total	
NO!	7.0	7.5	8.3	6.0	7.3	
no	32.9	33.6	33.7	30.7	32.9	
yes	46.3	47.2	46.4	47.7	46.9	
YES!	13.8	11.7	11.6	15.6	12.9	
N of Valid	4308	4769	4166	3046	16289	
N of Miss	245	133	117	104	599	

Table 37: I have lots of chances to be part of class discussions or activities.

Response	6	8	10	12	Total	
NO!	2.6	2.2	2.7	3.2	2.6	
no	12.3	12.9	13.6	14.7	13.3	
yes	52.6	62.3	66.0	65.6	61.3	
YES!	32.4	22.6	17.7	16.5	22.8	
N of Valid	4377	4777	4167	3044	16365	
N of Miss	176	125	116	106	523	

Table 38: Now thinking back over the past year in school, how often did you: enjoy being in school?

Response	6	8	10	12	Total	
Never	5.5	7.0	9.6	9.4	7.7	
Seldom	11.3	16.1	19.1	18.3	16.0	
Sometimes	31.3	38.2	38.5	41.5	37.1	
Often	27.4	26.0	24.5	24.1	25.6	
Almost always	24.5	12.7	8.3	6.7	13.6	
N of Valid	4428	4828	4179	3067	16502	
N of Miss	125	74	104	83	386	

Table 39: Now thinking back over the past year in school, how often did you: hate being in school?

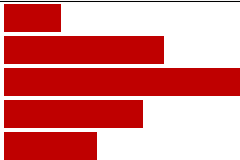
Response	6	8	10	12	Total	
Never	13.0	6.0	3.6	3.3	6.8	
Seldom	32.8	23.7	18.6	17.9	23.8	
Sometimes	30.3	37.2	38.8	41.5	36.5	
Often	13.6	20.4	24.8	23.3	20.2	
Almost always	10.4	12.7	14.1	14.0	12.7	
N of Valid	4385	4780	4145	3046	16356	
N of Miss	168	122	138	104	532	

Table 40: Now thinking back over the past year in school, how often did you: try to do your best work in school?

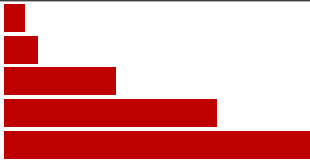
Response	6	8	10	12	Total	
Never	0.6	0.6	0.9	0.9	0.7	
Seldom	1.3	3.1	3.5	4.0	2.9	
Sometimes	7.9	15.0	19.7	23.5	15.9	
Often	21.9	34.4	38.2	37.2	32.5	
Almost always	68.3	46.9	37.6	34.5	48.0	
N of Valid	4407	4824	4178	3064	16473	
N of Miss	146	78	105	86	415	

Table 41: How often do you feel that the school work you are assigned is meaningful and important?

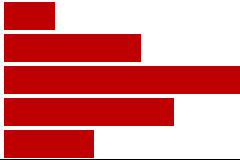
Response	6	8	10	12	Total	
Never	3.5	5.2	7.2	7.7	5.7	
Seldom	8.9	18.7	26.9	28.8	20.0	
Sometimes	27.6	39.1	40.4	41.4	36.8	
Often	34.2	26.9	19.7	17.9	25.4	
Almost always	25.9	10.1	5.8	4.3	12.2	
N of Valid	4424	4828	4184	3055	16491	
N of Miss	129	74	99	95	397	

Table 42: Putting them all together, what were your grades like last year?






Response	6	8	10	12	Total	
Mostly F's	1.3	0.8	1.1	0.5	0.9	
Mostly D's	2.4	2.4	3.5	3.3	2.9	
Mostly C's	11.3	13.1	16.4	18.0	14.4	
Mostly B's	35.8	40.4	37.7	39.8	38.4	
Mostly A's	49.2	43.3	41.2	38.5	43.5	
N of Valid	4407	4837	4189	3058	16491	
N of Miss	146	65	94	92	397	

Table 43: How important do you think the things you are learning in school are going to be for your later life?






Response	6	8	10	12	Total	
Very important	39.0	16.6	9.3	7.8	19.1	
Quite important	30.8	26.2	17.8	17.3	23.6	
Fairly important	20.5	33.7	34.8	34.7	30.6	
Slightly important	8.0	20.0	30.6	32.2	21.7	
Not at all important	1.8	3.5	7.5	8.0	4.9	
N of Valid	4432	4831	4179	3054	16496	
N of Miss	121	71	104	96	392	

Table 44: During the LAST FOUR WEEKS how many whole days of school have you missed because you skipped or "cut"?








Response	6	8	10	12	Total	
None	59.4	62.9	62.9	52.8	60.1	
1	15.1	13.2	12.8	13.2	13.6	
2	9.0	8.4	8.4	9.9	8.9	
3	6.7	6.8	6.2	8.9	7.0	
4-5	6.8	6.0	5.6	8.8	6.6	
6-10	2.0	1.8	3.0	4.3	2.6	
11 or more	1.1	0.9	1.3	2.1	1.2	
N of Valid	4441	4844	4198	3073	16556	
N of Miss	112	58	85	77	332	

Table 45: What are the chances you would be seen as cool if you: smoked cigarettes?






Response	6	8	10	12	Total	
No or very little chance	88.5	73.4	75.7	73.7	78.1	
Little chance	6.1	12.9	13.2	14.6	11.5	
Some chance	3.1	7.9	6.7	7.0	6.1	
Pretty good chance	1.4	4.5	3.0	2.9	3.0	
Very good chance	0.9	1.3	1.5	1.8	1.3	
N of Valid	4362	4779	4136	3009	16286	
N of Miss	191	123	147	141	602	

Table 46: What are the chances you would be seen as cool if you: worked hard at school?






Response	6	8	10	12	Total	
No or very little chance	6.0	11.8	11.8	11.3	10.1	
Little chance	9.3	16.7	16.1	15.6	14.4	
Some chance	19.0	25.8	28.5	30.4	25.5	
Pretty good chance	32.9	28.6	28.3	28.1	29.6	
Very good chance	32.9	17.1	15.2	14.6	20.4	
N of Valid	4322	4688	4072	2959	16041	
N of Miss	231	214	211	191	847	

Table 47: What are the chances you would be seen as cool if you: began drinking alcoholic beverages regularly, that is, at least once or twice a month?






Response	6	8	10	12	Total	
No or very little chance	85.7	65.7	57.1	48.5	65.7	
Little chance	7.6	13.6	14.5	16.0	12.7	
Some chance	3.7	11.2	14.6	16.4	11.0	
Pretty good chance	1.9	7.0	10.0	13.2	7.6	
Very good chance	1.2	2.5	3.7	5.9	3.1	
N of Valid	4325	4734	4110	2999	16168	
N of Miss	228	168	173	151	720	

Table 48: What are the chances you would be seen as cool if you: defended someone who was being bullied?

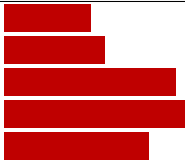
Response	6	8	10	12	Total	
No or very little chance	9.6	11.8	13.1	13.2	11.8	
Little chance	10.9	16.0	15.1	13.9	14.0	
Some chance	20.0	27.3	27.3	29.4	25.7	
Pretty good chance	28.0	26.1	27.0	28.0	27.2	
Very good chance	31.5	18.8	17.5	15.5	21.2	
N of Valid	4329	4740	4118	2988	16175	
N of Miss	224	162	165	162	713	

Table 49: What are the chances you would be seen as cool if you: smoked marijuana?


Response	6	8	10	12	Total	
No or very little chance	87.9	64.3	54.2	46.8	64.8	
Little chance	5.6	11.1	11.4	12.8	10.0	
Some chance	3.0	9.1	13.2	16.2	9.8	
Pretty good chance	2.0	9.4	12.0	13.2	8.8	
Very good chance	1.5	6.0	9.3	11.2	6.6	
N of Valid	4334	4754	4115	3003	16206	
N of Miss	219	148	168	147	682	

Table 50: What are the chances you would be seen as cool if you: carried a handgun?


Response	6	8	10	12	Total	
No or very little chance	85.9	76.7	77.7	77.2	79.5	
Little chance	6.8	10.1	10.8	11.1	9.6	
Some chance	3.6	6.4	6.1	6.1	5.5	
Pretty good chance	1.9	3.8	2.9	3.1	2.9	
Very good chance	1.9	2.9	2.4	2.5	2.4	
N of Valid	4319	4755	4116	2993	16183	
N of Miss	234	147	167	157	705	

Table 51: What are the chances you would be seen as cool if you: used e-cigarettes, e-cigars or e-hookahs (vaping)?






Response	6	8	10	12	Total	
No or very little chance	84.5	60.6	53.3	49.0	63.0	
Little chance	6.8	10.9	11.9	12.0	10.3	
Some chance	4.0	10.2	12.1	14.5	9.8	
Pretty good chance	2.4	9.9	12.1	13.5	9.1	
Very good chance	2.2	8.4	10.5	11.1	7.8	
N of Valid	4324	4727	4101	2983	16135	
N of Miss	229	175	182	167	753	

Table 52: What are the chances you would be seen as cool if you: bullied someone or cyber bullied someone?






Response	6	8	10	12	Total	
No or very little chance	84.5	60.6	53.3	49.0	63.0	
Little chance	6.8	10.9	11.9	12.0	10.3	
Some chance	4.0	10.2	12.1	14.5	9.8	
Pretty good chance	2.4	9.9	12.1	13.5	9.1	
Very good chance	2.2	8.4	10.5	11.1	7.8	
N of Valid	4324	4727	4101	2983	16135	
N of Miss	229	175	182	167	753	

Table 53: Think of your four best friends (the friends you feel closest to). In the past year (12 months), how many of your best friends have: participated in clubs, organizations or activities at school?






Response	6	8	10	12	Total	
0	16.5	11.3	13.1	15.2	13.9	
1	12.3	10.3	11.3	12.5	11.5	
2	18.5	18.6	19.3	18.6	18.8	
3	17.5	18.3	17.4	15.3	17.3	
4	35.2	41.5	38.8	38.4	38.6	
N of Valid	4319	4760	4117	3001	16197	
N of Miss	234	142	166	149	691	

Table 54: Think of your four best friends (the friends you feel closest to). In the past year (12 months), how many of your best friends have: smoked cigarettes?






Response	6	8	10	12	Total	
0	94.6	84.7	81.9	73.6	84.6	
1	3.3	8.2	10.2	12.9	8.3	
2	1.1	3.9	4.0	6.0	3.6	
3	0.5	1.6	1.7	3.4	1.7	
4	0.4	1.5	2.3	4.0	1.9	
N of Valid	4262	4625	4048	2958	15893	
N of Miss	291	277	235	192	995	

Table 55: Think of your four best friends (the friends you feel closest to). In the past year (12 months), how many of your best friends have: tried beer, wine or hard liquor (for example, vodka, whiskey, or gin) when their parents didn't know about it?






Response	6	8	10	12	Total	
0	87.8	70.0	55.3	43.4	66.1	
1	7.0	13.4	15.0	14.5	12.3	
2	2.7	7.3	11.0	12.8	8.0	
3	1.3	4.4	7.2	9.3	5.2	
4	1.2	4.9	11.4	19.9	8.3	
N of Valid	4332	4753	4113	2990	16188	
N of Miss	221	149	170	160	700	

Table 56: Think of your four best friends (the friends you feel closest to). In the past year (12 months), how many of your best friends have: used e-cigarettes, e-cigars, or e-hookahs?






Response	6	8	10	12	Total	
0	92.4	71.9	59.4	49.0	70.0	
1	4.6	12.2	14.0	14.3	11.0	
2	1.6	7.0	9.8	11.6	7.1	
3	0.7	4.2	6.2	7.9	4.5	
4	0.7	4.8	10.7	17.3	7.5	
N of Valid	4342	4754	4116	2994	16206	
N of Miss	211	148	167	156	682	

Table 57: Think of your four best friends (the friends you feel closest to). In the past year (12 months), how many of your best friends have: used marijuana?






Response	6	8	10	12	Total	
0	95.9	79.7	64.8	49.3	74.7	
1	2.7	9.3	13.0	15.7	9.6	
2	0.7	4.2	7.8	11.7	5.6	
3	0.2	3.0	5.5	7.3	3.7	
4	0.5	3.8	9.0	16.0	6.5	
N of Valid	4329	4749	4103	2989	16170	
N of Miss	224	153	180	161	718	

Table 58: Think of your four best friends (the friends you feel closest to). In the past year (12 months), how many of your best friends have: used prescription drugs or non-prescription drugs for the purpose of getting high?






Response	6	8	10	12	Total	
0	96.3	87.8	84.3	82.4	88.2	
1	2.4	6.8	8.1	8.4	6.3	
2	0.6	2.7	3.0	3.9	2.5	
3	0.4	1.2	1.7	1.4	1.1	
4	0.3	1.5	2.9	3.9	2.0	
N of Valid	4325	4745	4105	2989	16164	
N of Miss	228	157	178	161	724	

Table 59: Think of your four best friends (the friends you feel closest to). In the past year (12 months), how many of your best friends have: used synthetic marijuana (K2, spice) or bath salts?






Response	6	8	10	12	Total	
0	98.1	94.9	92.8	92.4	94.8	
1	1.1	2.5	3.8	3.8	2.7	
2	0.5	1.4	1.3	1.4	1.2	
3	0.1	0.5	0.9	0.5	0.5	
4	0.2	0.6	1.1	1.9	0.9	
N of Valid	4315	4747	4114	2992	16168	
N of Miss	238	155	169	158	720	

Table 60: Think of your four best friends (the friends you feel closest to). In the past year (12 months), how many of your best friends have: used LSD, cocaine, amphetamines, or other illegal drugs?






Response	6	8	10	12	Total	
0	98.4	94.2	89.5	85.1	92.4	
1	1.1	3.5	5.8	8.3	4.3	
2	0.3	1.2	2.2	3.4	1.6	
3	0.1	0.6	1.1	0.9	0.6	
4	0.1	0.6	1.5	2.3	1.0	
N of Valid	4327	4753	4109	2997	16186	
N of Miss	226	149	174	153	702	

Table 61: Think of your four best friends (the friends you feel closest to). In the past year (12 months), how many of your best friends have: been bullied?






Response	6	8	10	12	Total	
0	45.8	53.1	60.2	67.0	55.5	
1	26.3	22.5	18.0	14.8	21.0	
2	14.0	13.1	10.9	9.7	12.2	
3	6.2	5.0	4.4	3.3	4.9	
4	7.7	6.2	6.5	5.1	6.5	
N of Valid	4329	4749	4118	2998	16194	
N of Miss	224	153	165	152	694	

Table 62: Think of your four best friends (the friends you feel closest to). In the past year (12 months), how many of your best friends have: been suspended from school?






Response	6	8	10	12	Total	
0	76.7	67.4	75.4	80.6	74.3	
1	14.5	17.8	13.0	11.3	14.5	
2	4.7	7.7	5.8	4.5	5.8	
3	1.9	3.2	2.7	1.2	2.3	
4	2.2	4.0	3.1	2.3	3.0	
N of Valid	4315	4731	4114	2991	16151	
N of Miss	238	171	169	159	737	

Table 63: Think of your four best friends (the friends you feel closest to). In the past year (12 months), how many of your best friends have: carried a handgun?






Response	6	8	10	12	Total	
0	95.5	94.5	93.9	92.5	94.2	
1	2.6	3.3	3.3	3.8	3.2	
2	1.0	1.1	1.3	1.6	1.2	
3	0.4	0.5	0.6	0.7	0.5	
4	0.6	0.6	0.9	1.5	0.8	
N of Valid	4336	4751	4115	2994	16196	
N of Miss	217	151	168	156	692	

Table 64: Think of your four best friends (the friends you feel closest to). In the past year (12 months), how many of your best friends have: sold illegal drugs?






Response	6	8	10	12	Total	
0	98.7	93.4	89.6	87.1	92.7	
1	0.8	4.3	5.2	6.8	4.0	
2	0.2	1.1	2.7	3.1	1.7	
3	0.1	0.6	1.0	1.4	0.7	
4	0.2	0.6	1.5	1.7	0.9	
N of Valid	4328	4747	4111	2992	16178	
N of Miss	225	155	172	158	710	

Table 65: Think of your four best friends (the friends you feel closest to). In the past year (12 months), how many of your best friends have: regularly attended religious services?






Response	6	8	10	12	Total	
0	43.6	31.9	30.7	33.7	35.0	
1	12.5	16.8	17.3	19.9	16.4	
2	14.5	19.1	20.3	20.2	18.4	
3	12.0	15.7	13.3	13.1	13.6	
4	17.4	16.4	18.3	13.2	16.6	
N of Valid	4216	4713	4094	2991	16014	
N of Miss	337	189	189	159	874	

Table 66: Think of your four best friends (the friends you feel closest to). In the past year (12 months), how many of your best friends have: stolen or tried to steal a motor vehicle such as a car or motorcycle?






Response	6	8	10	12	Total	
0	97.8	96.0	94.6	95.8	96.1	
1	1.5	2.7	3.1	2.3	2.4	
2	0.3	0.8	1.3	0.7	0.8	
3	0.1	0.1	0.4	0.4	0.2	
4	0.3	0.5	0.6	0.7	0.5	
N of Valid	4325	4720	4097	2985	16127	
N of Miss	228	182	186	165	761	

Table 67: Think of your four best friends (the friends you feel closest to). In the past year (12 months), how many of your best friends have: been arrested?






Response	6	8	10	12	Total	
0	97.2	90.9	90.4	90.6	92.4	
1	1.9	5.9	5.5	5.9	4.7	
2	0.4	2.2	2.0	2.0	1.6	
3	0.2	0.5	0.9	0.5	0.5	
4	0.2	0.5	1.3	1.1	0.7	
N of Valid	4327	4750	4110	2998	16185	
N of Miss	226	152	173	152	703	

Table 68: Think of your four best friends (the friends you feel closest to). In the past year (12 months), how many of your best friends have: dropped out of school?






Response	6	8	10	12	Total	
0	96.4	96.6	94.5	90.7	94.9	
1	2.3	2.3	3.8	6.3	3.4	
2	0.7	0.5	1.0	1.6	0.9	
3	0.3	0.3	0.2	0.6	0.3	
4	0.3	0.3	0.5	0.8	0.5	
N of Valid	4324	4757	4113	2991	16185	
N of Miss	229	145	170	159	703	

Table 69: Think of your four best friends (the friends you feel closest to). In the past year (12 months), how many of your best friends have: been members of a gang?






Response	6	8	10	12	Total	
0	94.5	91.7	92.9	94.0	93.2	
1	3.0	4.7	3.9	3.0	3.7	
2	1.1	1.4	1.4	1.2	1.3	
3	0.5	0.7	0.6	0.3	0.5	
4	1.0	1.5	1.3	1.5	1.3	
N of Valid	4328	4753	4114	2998	16193	
N of Miss	225	149	169	152	695	

Table 70: How old were you when you first: smoked marijuana?










Response	6	8	10	12	Total	
Never	98.3	91.4	81.3	66.9	86.2	
10 or younger	0.8	0.8	1.1	1.1	0.9	
11	0.7	1.1	0.7	0.8	0.8	
12	0.2	2.3	1.5	1.7	1.4	
13	0.0	3.6	3.5	3.5	2.6	
14	0.0	0.7	5.6	5.4	2.6	
15	0.0	0.0	5.2	6.2	2.5	
16	0.0	0.0	1.0	8.9	1.9	
17 or older	0.1	0.1	0.1	5.4	1.1	
N of Valid	4341	4740	4114	2992	16187	
N of Miss	212	162	169	158	701	

Table 71: How old were you when you first: smoked a cigarette, even just a puff?


Response	6	8	10	12	Total	
Never	95.4	89.8	86.2	77.4	88.1	
10 or younger	3.2	2.9	2.9	3.6	3.1	
11	1.1	1.8	1.3	1.1	1.3	
12	0.2	2.3	1.1	1.6	1.3	
13	0.0	2.6	2.1	1.4	1.5	
14	0.0	0.5	3.4	2.5	1.4	
15	0.0	0.0	2.4	4.0	1.4	
16	0.0	0.0	0.7	5.3	1.1	
17 or older	0.0	0.0	0.0	3.3	0.6	
N of Valid	4275	4654	4055	2928	15912	
N of Miss	278	248	228	222	976	

Table 72: How old were you when you first: had more than a sip or two of beer, wine or hard liquor (for example, vodka, whiskey, or gin)?


Response	6	8	10	12	Total	
Never	87.3	73.3	62.3	50.6	70.1	
10 or younger	8.5	8.0	6.2	5.5	7.2	
11	3.4	3.9	2.1	1.4	2.8	
12	0.7	6.5	3.2	2.6	3.4	
13	0.0	6.9	5.3	3.5	4.0	
14	0.0	1.3	9.8	6.6	4.1	
15	0.0	0.0	9.0	9.2	4.0	
16	0.0	0.0	2.0	10.9	2.5	
17 or older	0.0	0.0	0.2	9.7	1.8	
N of Valid	4338	4731	4104	2974	16147	
N of Miss	215	171	179	176	741	

Table 73: How old were you when you first: began drinking alcoholic beverages regularly, that is, at least once or twice a month?










Response	6	8	10	12	Total	
Never	98.6	95.3	89.8	79.1	91.8	
10 or younger	0.6	0.4	0.5	0.6	0.5	
11	0.6	0.5	0.3	0.1	0.4	
12	0.2	1.2	0.4	0.4	0.6	
13	0.0	1.9	1.2	0.7	1.0	
14	0.0	0.5	2.6	1.7	1.1	
15	0.0	0.0	3.8	3.1	1.6	
16	0.0	0.0	1.2	6.3	1.5	
17 or older	0.1	0.0	0.1	8.0	1.5	
N of Valid	4342	4742	4111	2982	16177	
N of Miss	211	160	172	168	711	

Table 74: How old were you when you first: used Pegaramide (peg, Peggy)?


Response	6	8	10	12	Total	
Never	100.0	100.0	100.0	100.0	100.0	
10 or younger	0.0	0.0	0.0	0.0	0.0	
11	0.0	0.0	0.0	0.0	0.0	
12	0.0	0.0	0.0	0.0	0.0	
13	0.0	0.0	0.0	0.0	0.0	
14	0.0	0.0	0.0	0.0	0.0	
15	0.0	0.0	0.0	0.0	0.0	
16	0.0	0.0	0.0	0.0	0.0	
17 or older	0.0	0.0	0.0	0.0	0.0	
N of Valid	4277	4734	4112	2987	16110	
N of Miss	276	168	171	163	778	

Table 75: How old were you when you first: got suspended from school?










Response	6	8	10	12	Total	
Never	91.3	84.5	84.4	84.5	86.3	
10 or younger	5.5	4.3	4.3	4.2	4.6	
11	2.3	2.8	1.3	1.2	2.0	
12	0.9	3.7	2.1	1.4	2.1	
13	0.0	3.7	2.9	1.8	2.2	
14	0.0	0.7	2.7	2.0	1.3	
15	0.0	0.0	2.0	1.8	0.9	
16	0.0	0.0	0.3	1.9	0.4	
17 or older	0.0	0.1	0.0	1.2	0.3	
N of Valid	4339	4751	4110	2993	16193	
N of Miss	214	151	173	157	695	

Table 76: How old were you when you first: got arrested?










Response	6	8	10	12	Total	
Never	99.1	97.8	97.0	96.8	97.7	
10 or younger	0.4	0.4	0.3	0.3	0.4	
11	0.3	0.2	0.1	0.1	0.2	
12	0.1	0.7	0.4	0.1	0.3	
13	0.0	0.7	0.6	0.3	0.4	
14	0.0	0.2	1.0	0.6	0.4	
15	0.0	0.0	0.4	0.5	0.2	
16	0.0	0.0	0.2	0.8	0.2	
17 or older	0.0	0.0	0.0	0.6	0.1	
N of Valid	4343	4746	4114	2995	16198	
N of Miss	210	156	169	155	690	

Table 77: How old were you when you first: carried a handgun?










Response	6	8	10	12	Total	
Never	95.8	95.1	94.9	94.9	95.2	
10 or younger	2.4	1.7	1.7	1.4	1.8	
11	1.4	0.9	0.4	0.5	0.8	
12	0.3	1.0	0.5	0.4	0.5	
13	0.0	1.0	0.6	0.4	0.5	
14	0.0	0.3	0.9	0.4	0.4	
15	0.0	0.0	0.9	0.7	0.4	
16	0.0	0.0	0.1	0.5	0.1	
17 or older	0.1	0.0	0.1	0.8	0.2	
N of Valid	4333	4739	4110	2988	16170	
N of Miss	220	163	173	162	718	

Table 78: How old were you when you first: used e-cigarettes, e-cigars, or e-hookahs (vaping)?










Response	6	8	10	12	Total	
Never	95.9	83.9	75.4	66.9	81.8	
10 or younger	1.2	1.0	0.5	0.4	0.8	
11	2.2	1.8	0.7	0.3	1.4	
12	0.6	4.8	1.2	1.1	2.1	
13	0.0	7.5	3.6	1.8	3.5	
14	0.0	1.0	10.3	3.6	3.6	
15	0.0	0.1	6.9	7.2	3.1	
16	0.0	0.0	1.3	11.9	2.5	
17 or older	0.0	0.0	0.1	6.8	1.3	
N of Valid	4342	4736	4107	2981	16166	
N of Miss	211	166	176	169	722	

Table 79: How old were you when you first: belonged to a gang?










Response	6	8	10	12	Total	
Never	97.9	98.1	98.4	98.1	98.1	
10 or younger	0.9	0.3	0.4	0.4	0.5	
11	0.9	0.3	0.0	0.2	0.4	
12	0.3	0.5	0.0	0.1	0.2	
13	0.0	0.6	0.2	0.1	0.3	
14	0.0	0.1	0.3	0.2	0.2	
15	0.0	0.0	0.6	0.3	0.2	
16	0.0	0.0	0.1	0.4	0.1	
17 or older	0.0	0.0	0.0	0.2	0.0	
N of Valid	4328	4733	4109	2983	16153	
N of Miss	225	169	174	167	735	

Table 80: How old were you when you first: used prescription drugs not prescribed to you?










Response	6	8	10	12	Total	
Never	98.3	96.0	94.4	92.0	95.5	
10 or younger	1.1	1.1	0.8	0.8	0.9	
11	0.5	0.5	0.3	0.1	0.4	
12	0.1	0.7	0.7	0.2	0.5	
13	0.0	1.3	0.8	0.8	0.7	
14	0.0	0.4	1.5	1.5	0.8	
15	0.0	0.0	1.2	1.8	0.6	
16	0.0	0.0	0.2	1.8	0.4	
17 or older	0.0	0.0	0.0	1.0	0.2	
N of Valid	4335	4745	4117	2992	16189	
N of Miss	218	157	166	158	699	

Table 81: How wrong do you think it is for someone your age to: take a handgun to school?





Response	6	8	10	12	Total	
Very wrong	92.2	89.8	90.7	91.9	91.1	
Wrong	6.0	8.3	7.0	6.4	7.0	
A little bit wrong	1.2	1.5	1.6	1.3	1.4	
Not at all wrong	0.6	0.5	0.7	0.5	0.6	
N of Valid	4368	4769	4121	3000	16258	
N of Miss	185	133	162	150	630	

Table 82: How wrong do you think it is for someone your age to: steal anything?





Response	6	8	10	12	Total	
Very wrong	66.2	54.4	57.3	62.9	59.9	
Wrong	28.9	36.5	33.6	28.5	32.2	
A little bit wrong	4.2	8.2	8.5	8.0	7.1	
Not at all wrong	0.8	0.9	0.7	0.6	0.7	
N of Valid	4328	4705	4097	2981	16111	
N of Miss	225	197	186	169	777	

Table 83: How wrong do you think it is for someone your age to: pick a fight with someone?





Response	6	8	10	12	Total	
Very wrong	51.8	35.8	39.7	45.3	42.8	
Wrong	33.5	39.0	35.4	33.9	35.7	
A little bit wrong	12.4	21.5	21.6	18.1	18.4	
Not at all wrong	2.3	3.7	3.3	2.7	3.0	
N of Valid	4344	4730	4102	2988	16164	
N of Miss	209	172	181	162	724	

Table 84: How wrong do you think it is for someone your age to: attack someone with the idea of seriously hurting them?





Response	6	8	10	12	Total	
Very wrong	87.1	78.0	75.5	78.2	79.8	
Wrong	10.1	17.4	19.0	16.7	15.7	
A little bit wrong	2.1	3.7	4.5	4.0	3.5	
Not at all wrong	0.8	1.0	1.0	1.0	0.9	
N of Valid	4344	4748	4101	2988	16181	
N of Miss	209	154	182	162	707	

Table 85: How wrong do you think it is for someone your age to: stay away from school all day when their parents think they are at school?





Response	6	8	10	12	Total	
Very wrong	76.6	54.9	48.1	44.9	57.1	
Wrong	18.6	32.8	35.0	31.7	29.3	
A little bit wrong	3.9	10.5	14.5	19.8	11.5	
Not at all wrong	0.9	1.8	2.5	3.5	2.0	
N of Valid	4345	4760	4114	2989	16208	
N of Miss	208	142	169	161	680	

Table 86: How wrong do you think it is for someone your age to: drink beer, wine or hard liquor (for example, vodka, whiskey, or gin) regularly?





Response	6	8	10	12	Total	
Very wrong	89.7	70.9	57.7	47.1	68.2	
Wrong	7.6	19.9	24.3	24.5	18.6	
A little bit wrong	2.1	7.5	14.4	21.1	10.3	
Not at all wrong	0.7	1.7	3.6	7.4	2.9	
N of Valid	4350	4755	4112	2989	16206	
N of Miss	203	147	171	161	682	

Table 87: How wrong do you think it is for someone your age to: smoke cigarettes?

Response	6	8	10	12	Total	
Very wrong	92.2	79.7	73.5	65.8	78.9	
Wrong	6.2	15.4	19.2	21.1	14.9	
A little bit wrong	1.2	3.8	5.4	9.1	4.5	
Not at all wrong	0.5	1.0	1.9	4.0	1.7	
N of Valid	4353	4764	4115	2991	16223	
N of Miss	200	138	168	159	665	

Table 88: How wrong do you think it is for someone your age to: smoke marijuana?

Response	6	8	10	12	Total	
Very wrong	93.9	75.5	58.8	46.9	70.9	
Wrong	4.1	13.8	18.4	18.2	13.2	
A little bit wrong	1.4	7.0	13.2	19.1	9.3	
Not at all wrong	0.6	3.7	9.6	15.8	6.6	
N of Valid	4351	4754	4115	2989	16209	
N of Miss	202	148	168	161	679	

Table 89: How wrong do you think it is for someone your age to: use prescription drugs or non-prescription drugs for the purpose of getting high?

Response	6	8	10	12	Total	
Very wrong	94.5	84.5	80.5	79.0	85.2	
Wrong	4.4	11.7	14.8	16.0	11.3	
A little bit wrong	0.5	2.9	3.5	3.7	2.5	
Not at all wrong	0.6	0.9	1.2	1.3	1.0	
N of Valid	4348	4753	4106	2993	16200	
N of Miss	205	149	177	157	688	

Table 90: How wrong do you think it is for someone your age to: use synthetic marijuana (K2, spice) or bath salts?

Response	6	8	10	12	Total	
Very wrong	94.5	86.5	83.4	84.0	87.4	
Wrong	4.4	10.4	13.5	12.2	9.9	
A little bit wrong	0.5	2.2	2.0	2.3	1.7	
Not at all wrong	0.6	0.9	1.1	1.5	1.0	
N of Valid	4334	4750	4107	2996	16187	
N of Miss	219	152	176	154	701	

Table 91: How wrong do you think it is for someone your age to: use LSD, cocaine, amphetamines or another illegal drug?

Response	6	8	10	12	Total	
Very wrong	96.8	89.8	86.2	84.2	89.7	
Wrong	2.6	8.1	10.8	11.1	7.9	
A little bit wrong	0.3	1.5	2.0	3.0	1.6	
Not at all wrong	0.3	0.5	1.0	1.7	0.8	
N of Valid	4344	4749	4104	2989	16186	
N of Miss	209	153	179	161	702	

Table 92: How wrong do you think it is for someone your age to: use e-cigarettes, e-cigars or e-hookahs (vaping)?

Response	6	8	10	12	Total	
Very wrong	89.9	70.6	61.3	52.3	70.0	
Wrong	7.0	17.9	20.4	21.1	16.2	
A little bit wrong	2.4	8.6	13.8	17.2	9.8	
Not at all wrong	0.7	2.9	4.6	9.4	3.9	
N of Valid	4297	4710	4072	2948	16027	
N of Miss	256	192	211	202	861	

Table 93: At school during the past 12 months, did you receive help from the resource teacher, speech therapist or other special education teacher?

Response	6	8	10	12	Total
No	0.0	0.0	0.0	0.0	0.0
Yes	0.0	0.0	0.0	0.0	0.0
N of Valid	0	0	0	0	0
N of Miss	0	0	0	0	0

Table 94: How many times in the past year (12 months) have you: been suspended from school?

Response	6	8	10	12	Total	
Never	93.9	90.1	91.7	94.3	92.3	<div></div>
1 to 2 times	5.1	7.7	6.4	4.9	6.2	<div></div>
3 to 5 times	0.6	1.4	1.3	0.4	1.0	<div></div>
6 to 9 times	0.2	0.4	0.3	0.2	0.3	<div></div>
10+ times	0.1	0.3	0.3	0.1	0.2	<div></div>
N of Valid	4358	4769	4119	2991	16237	
N of Miss	195	133	164	159	651	

Table 95: How many times in the past year (12 months) have you: carried a handgun?

Response	6	8	10	12	Total	
Never	96.7	96.0	96.4	96.1	96.3	<div></div>
1 to 2 times	2.1	2.6	2.0	2.1	2.2	<div></div>
3 to 5 times	0.6	0.4	0.8	0.5	0.6	<div></div>
6 to 9 times	0.2	0.3	0.2	0.4	0.3	<div></div>
10+ times	0.4	0.8	0.6	0.8	0.6	<div></div>
N of Valid	4340	4749	4106	2986	16181	
N of Miss	213	153	177	164	707	

Table 96: How many times in the past year (12 months) have you: sold illegal drugs?






Response	6	8	10	12	Total	
Never	99.7	98.9	97.5	96.1	98.3	
1 to 2 times	0.2	0.6	1.3	1.9	0.9	
3 to 5 times	0.1	0.2	0.5	0.6	0.3	
6 to 9 times	0.0	0.1	0.3	0.2	0.2	
10+ times	0.0	0.1	0.4	1.1	0.4	
N of Valid	4344	4749	4103	2982	16178	
N of Miss	209	153	180	168	710	

Table 97: How many times in the past year (12 months) have you: stolen or tried to steal a motor vehicle such as a car or motorcycle?






Response	6	8	10	12	Total	
Never	99.2	99.0	99.0	99.0	99.0	
1 to 2 times	0.6	0.8	0.7	0.8	0.7	
3 to 5 times	0.1	0.1	0.1	0.1	0.1	
6 to 9 times	0.0	0.1	0.0	0.0	0.0	
10+ times	0.0	0.0	0.1	0.2	0.1	
N of Valid	4344	4755	4106	2977	16182	
N of Miss	209	147	177	173	706	

Table 98: How many times in the past year (12 months) have you: participated in clubs, organizations or activities at school?






Response	6	8	10	12	Total	
Never	40.0	36.2	40.3	42.1	39.3	
1 to 2 times	25.5	21.5	17.5	13.2	20.0	
3 to 5 times	15.5	15.5	11.8	11.2	13.8	
6 to 9 times	5.2	6.4	6.6	6.4	6.1	
10+ times	13.8	20.4	23.8	27.1	20.7	
N of Valid	4340	4763	4112	2990	16205	
N of Miss	213	139	171	160	683	

Table 99: How many times in the past year (12 months) have you: been arrested?






Response	6	8	10	12	Total	
Never	99.2	98.4	98.2	98.1	98.5	
1 to 2 times	0.6	1.3	1.4	1.5	1.2	
3 to 5 times	0.2	0.2	0.4	0.3	0.3	
6 to 9 times	0.0	0.0	0.0	0.0	0.0	
10+ times	0.0	0.0	0.1	0.2	0.1	
N of Valid	4339	4747	4089	2980	16155	
N of Miss	214	155	194	170	733	

Table 100: How many times in the past year (12 months) have you: attacked someone with the idea of seriously hurting them?






Response	6	8	10	12	Total	
Never	95.4	94.6	96.1	96.5	95.6	
1 to 2 times	3.7	4.1	3.0	2.6	3.4	
3 to 5 times	0.5	0.9	0.6	0.6	0.6	
6 to 9 times	0.2	0.2	0.1	0.1	0.1	
10+ times	0.3	0.2	0.2	0.2	0.2	
N of Valid	4351	4754	4109	2984	16198	
N of Miss	202	148	174	166	690	

Table 101: How many times in the past year (12 months) have you: been drunk or high at school?






Response	6	8	10	12	Total	
Never	99.2	95.6	91.1	87.5	93.9	
1 to 2 times	0.6	2.7	4.1	5.4	3.0	
3 to 5 times	0.1	0.9	1.9	2.2	1.2	
6 to 9 times	0.0	0.3	1.0	1.1	0.6	
10+ times	0.0	0.6	1.9	3.9	1.4	
N of Valid	4348	4750	4113	2982	16193	
N of Miss	205	152	170	168	695	

Table 102: How many times in the past year (12 months) have you: taken a handgun to school?






Response	6	8	10	12	Total	
Never	99.8	99.8	99.8	99.7	99.8	
1 to 2 times	0.2	0.2	0.1	0.1	0.2	
3 to 5 times	0.0	0.0	0.0	0.1	0.0	
6 to 9 times	0.0	0.0	0.0	0.0	0.0	
10+ times	0.0	0.0	0.0	0.1	0.0	
N of Valid	4343	4747	4111	2986	16187	
N of Miss	210	155	172	164	701	

Table 103: How many times in the past year (12 months) have you: used e-cigarettes, e-cigars, or e-hookahs (vaping)?






Response	6	8	10	12	Total	
Never	99.8	99.8	99.8	99.7	99.8	
1 to 2 times	0.2	0.2	0.1	0.1	0.2	
3 to 5 times	0.0	0.0	0.0	0.1	0.0	
6 to 9 times	0.0	0.0	0.0	0.0	0.0	
10+ times	0.0	0.0	0.0	0.1	0.0	
N of Valid	4343	4747	4111	2986	16187	
N of Miss	210	155	172	164	701	

Table 104: Are you currently on probation, or assigned a probation officer with Juvenile Court?



Response	6	8	10	12	Total	
No	98.4	97.3	96.8	97.5	97.5	
Yes	1.6	2.7	3.2	2.5	2.5	
N of Valid	4187	4640	4026	2923	15776	
N of Miss	366	262	257	227	1112	

Table 105: Have you ever belonged to a gang?






Response	6	8	10	12	Total	
No	95.5	95.8	96.2	96.3	95.9	
No, but would like to	1.5	1.5	1.7	1.4	1.5	
Yes, in the past	1.6	1.8	1.5	1.5	1.6	
Yes, belong now	1.1	0.7	0.6	0.8	0.8	
Yes, but would like to get out	0.3	0.2	0.1	0.0	0.2	
N of Valid	4318	4720	4073	2966	16077	
N of Miss	235	182	210	184	811	

Table 106: If you have ever belonged to a gang, did that gang have a name?




Response	6	8	10	12	Total	
No	16.7	14.4	19.7	24.4	18.2	
Yes	2.7	2.5	2.2	2.3	2.4	
I have never belonged to a gang	80.5	83.1	78.1	73.3	79.3	
N of Valid	4318	4742	4093	2981	16134	
N of Miss	235	160	190	169	754	

Table 107: You are at a party at someone's house, and one of your friends offers you a drink containing alcohol. What would you say or do?





Response	6	8	10	12	Total	
Drink it	4.2	14.4	22.3	32.9	17.1	
Tell your friend, 'No thanks, I don't drink' and suggest that you and your friend go and do something else	47.9	45.5	37.7	28.6	41.1	
Just say, 'No thanks' and walk away	31.0	26.9	29.9	31.4	29.6	
Make up a good excuse, tell your friend you had something else to do, and leave	16.9	13.1	10.2	7.1	12.3	
N of Valid	4334	4751	4089	2979	16153	
N of Miss	219	151	194	171	735	

Table 108: How often do you attend religious services or activities?





Response	6	8	10	12	Total	
Never	25.3	20.0	21.2	26.6	23.0	
Rarely	24.1	26.1	24.3	26.7	25.2	
1-2 Times a Month	13.1	14.9	13.7	13.8	13.9	
About Once a Week or More	37.4	39.0	40.8	32.9	37.9	
N of Valid	4278	4734	4115	2985	16112	
N of Miss	275	168	168	165	776	

Table 109: I think sometimes it's okay to cheat at school.





Response	6	8	10	12	Total	
NO!	60.6	33.8	24.8	25.4	37.2	
no	32.6	45.7	41.4	37.9	39.6	
yes	6.2	18.5	28.2	30.3	19.8	
YES!	0.7	2.0	5.6	6.4	3.4	
N of Valid	4318	4739	4079	2959	16095	
N of Miss	235	163	204	191	793	

Table 110: It is important to think before you act.





Response	6	8	10	12	Total	
NO!	2.8	2.5	2.9	3.5	2.9	
no	2.6	3.3	2.8	2.4	2.8	
yes	31.6	44.4	42.0	38.8	39.3	
YES!	63.1	49.7	52.3	55.2	55.0	
N of Valid	4287	4707	4064	2943	16001	
N of Miss	266	195	219	207	887	

Table 111: Sometimes I think that life is not worth it.





Response	6	8	10	12	Total	
NO!	51.8	41.3	35.7	35.2	41.5	
no	23.6	26.6	27.3	29.0	26.4	
yes	17.8	23.1	25.4	24.6	22.6	
YES!	6.8	9.1	11.6	11.2	9.5	
N of Valid	4253	4705	4059	2946	15963	
N of Miss	300	197	224	204	925	

Table 112: At times I think I am no good at all.





Response	6	8	10	12	Total	
NO!	32.4	25.9	23.0	23.9	26.5	
no	25.5	26.1	25.7	26.6	26.0	
yes	30.7	33.8	35.1	35.4	33.6	
YES!	11.4	14.2	16.2	14.1	13.9	
N of Valid	4278	4705	4059	2950	15992	
N of Miss	275	197	224	200	896	

Table 113: All in all, I am inclined to think that I am a failure.





Response	6	8	10	12	Total	
NO!	49.3	37.3	32.1	34.6	38.7	
no	28.8	33.1	34.3	33.4	32.3	
yes	15.2	20.5	22.5	21.5	19.8	
YES!	6.7	9.1	11.1	10.5	9.2	
N of Valid	4230	4703	4061	2945	15939	
N of Miss	323	199	222	205	949	

Table 114: In the past year, have you felt depressed or sad MOST days, even if you felt okay sometimes?





Response	6	8	10	12	Total	
NO!	37.8	32.4	26.7	26.1	31.2	
no	23.2	24.5	24.6	25.0	24.3	
yes	26.4	26.8	28.5	29.4	27.6	
YES!	12.6	16.3	20.1	19.5	16.9	
N of Valid	4285	4714	4060	2953	16012	
N of Miss	268	188	223	197	876	

Table 115: It is all right to beat up people if they start the fight.





Response	6	8	10	12	Total	
NO!	52.5	31.3	25.9	28.0	35.0	
no	24.7	28.2	27.9	25.8	26.8	
yes	14.9	25.0	27.7	27.7	23.5	
YES!	7.9	15.6	18.5	18.5	14.8	
N of Valid	4296	4717	4057	2948	16018	
N of Miss	257	185	226	202	870	

Table 116: I think it is okay to take something without asking if you can get away with it.





Response	6	8	10	12	Total	
NO!	77.4	58.8	55.7	58.4	63.0	
no	19.8	35.7	38.0	35.8	32.0	
yes	2.1	4.3	5.0	4.6	3.9	
YES!	0.7	1.1	1.3	1.3	1.1	
N of Valid	4287	4715	4056	2948	16006	
N of Miss	266	187	227	202	882	

Table 117: Where do you get the most information about living a drug and alcohol free life? Parents/guardians





Response	6	8	10	12	Total	
All the time	49.7	48.6	46.7	44.0	47.6	
Most	19.7	23.5	24.1	24.2	22.8	
Some	13.2	14.0	16.8	17.7	15.2	
Very little	17.4	13.8	12.4	14.0	14.4	
N of Valid	4173	4652	4033	2942	15800	
N of Miss	380	250	250	208	1088	

Table 118: Where do you get the most information about living a drug and alcohol free life? Friends





Response	6	8	10	12	Total	
All the time	19.8	15.1	14.7	14.4	16.1	
Most	15.7	18.9	17.3	15.8	17.0	
Some	21.8	27.4	29.0	30.3	26.9	
Very little	42.7	38.6	39.0	39.6	40.0	
N of Valid	4051	4547	3991	2925	15514	
N of Miss	502	355	292	225	1374	

Table 119: Where do you get the most information about living a drug and alcohol free life? Family members





Response	6	8	10	12	Total	
All the time	42.8	38.6	35.3	32.8	37.8	
Most	20.5	24.7	23.6	22.5	22.9	
Some	16.6	18.8	22.4	22.4	19.8	
Very little	20.2	17.9	18.8	22.2	19.5	
N of Valid	4078	4581	3993	2928	15580	
N of Miss	475	321	290	222	1308	

Table 120: Where do you get the most information about living a drug and alcohol free life? School





Response	6	8	10	12	Total	
All the time	55.3	50.9	43.7	38.2	47.9	
Most	19.0	26.0	24.9	25.3	23.8	
Some	11.6	13.7	18.9	21.6	16.0	
Very little	14.1	9.3	12.5	14.9	12.4	
N of Valid	4130	4641	4014	2940	15725	
N of Miss	423	261	269	210	1163	

Table 121: Where do you get the most information about living a drug and alcohol free life? Internet





Response	6	8	10	12	Total	
All the time	17.4	18.3	17.6	17.3	17.7	
Most	16.9	19.2	17.8	18.7	18.2	
Some	24.6	30.3	31.9	30.1	29.2	
Very little	41.1	32.2	32.7	33.9	35.0	
N of Valid	4052	4567	4002	2932	15553	
N of Miss	501	335	281	218	1335	

Table 122: Where do you get the most information about living a drug and alcohol free life? TV





Response	6	8	10	12	Total	
All the time	18.2	17.7	16.0	16.0	17.1	
Most	17.3	18.4	15.5	15.4	16.8	
Some	26.5	30.7	31.1	31.1	29.8	
Very little	38.0	33.1	37.4	37.5	36.3	
N of Valid	4054	4575	3999	2925	15553	
N of Miss	499	327	284	225	1335	

Table 123: Where do you get the most information about living a drug and alcohol free life? Social media





Response	6	8	10	12	Total	
All the time	15.6	16.3	15.6	16.7	16.0	
Most	13.8	15.9	15.9	15.1	15.2	
Some	22.7	27.2	28.4	29.1	26.7	
Very little	47.9	40.6	40.1	39.1	42.1	
N of Valid	4016	4585	4004	2938	15543	
N of Miss	537	317	279	212	1345	

Table 124: How much do you think people risk harming themselves (physically or in other ways) if they: smoked one or more packs of cigarettes per day?





Response	6	8	10	12	Total	
No risk	12.1	7.8	7.4	8.3	9.0	
Slight risk	7.0	8.4	7.8	8.4	7.9	
Moderate risk	18.5	18.9	19.8	19.4	19.1	
Great risk	62.4	64.8	65.0	63.9	64.1	
N of Valid	4271	4724	4064	2954	16013	
N of Miss	282	178	219	196	875	

Table 125: How much do you think people risk harming themselves (physically or in other ways) if they: try marijuana once or twice?





Response	6	8	10	12	Total	
No risk	15.3	20.8	35.1	46.6	27.7	
Slight risk	21.9	30.0	29.7	26.2	27.1	
Moderate risk	28.2	23.8	17.2	12.8	21.2	
Great risk	34.6	25.5	18.0	14.5	24.0	
N of Valid	4233	4687	4044	2932	15896	
N of Miss	320	215	239	218	992	

Table 126: How much do you think people risk harming themselves (physically or in other ways) if they: smoke marijuana once or twice a week?


Response	6	8	10	12	Total	
No risk	13.2	14.1	21.5	32.0	19.1	
Slight risk	9.2	15.7	24.4	26.1	18.1	
Moderate risk	24.5	27.5	25.7	21.1	25.1	
Great risk	53.0	42.8	28.4	20.8	37.8	
N of Valid	4222	4687	4041	2942	15892	
N of Miss	331	215	242	208	996	

Table 127: How much do you think people risk harming themselves (physically or in other ways) if they: take one or two drinks of an alcoholic beverage (beer, wine, liquor) nearly every day?


Response	6	8	10	12	Total	
No risk	13.6	10.3	10.7	11.9	11.6	
Slight risk	14.2	16.7	19.0	21.9	17.6	
Moderate risk	25.3	30.3	32.5	31.2	29.7	
Great risk	47.0	42.7	37.8	35.0	41.2	
N of Valid	4249	4710	4053	2944	15956	
N of Miss	304	192	230	206	932	

Table 128: How much do you think people risk harming themselves (physically or in other ways) if they: have five or more drinks of an alcoholic beverage once or twice a weekend?


Response	6	8	10	12	Total	
No risk	12.5	8.5	9.0	10.4	10.0	
Slight risk	7.9	10.0	13.4	16.5	11.5	
Moderate risk	22.2	28.2	29.9	31.2	27.6	
Great risk	57.4	53.3	47.6	41.8	50.8	
N of Valid	4248	4712	4055	2940	15955	
N of Miss	305	190	228	210	933	

Table 129: How much do you think people risk harming themselves (physically or in other ways) if they: use prescription drugs that are not prescribed to them?





Response	6	8	10	12	Total	
No risk	12.0	7.5	7.1	6.8	8.4	
Slight risk	4.9	6.5	7.4	7.8	6.5	
Moderate risk	16.3	20.1	21.1	20.9	19.5	
Great risk	66.8	66.0	64.4	64.4	65.5	
N of Valid	4257	4708	4052	2942	15959	
N of Miss	296	194	231	208	929	

Table 130: How much do you think people risk harming themselves (physically or in other ways) if they: use non-prescription drugs to get high?





Response	6	8	10	12	Total	
No risk	12.1	7.4	7.2	6.8	8.5	
Slight risk	4.7	6.0	6.3	7.3	6.0	
Moderate risk	13.9	20.0	21.5	20.6	18.9	
Great risk	69.3	66.6	65.0	65.3	66.7	
N of Valid	4248	4701	4052	2944	15945	
N of Miss	305	201	231	206	943	

Table 131: How much do you think people risk harming themselves (physically or in other ways) if they: use e-cigarettes, e-cigars, or e-hookahs?





Response	6	8	10	12	Total	
No risk	12.6	9.5	10.3	12.9	11.1	
Slight risk	7.5	16.6	22.7	24.9	17.2	
Moderate risk	20.6	27.3	29.9	30.4	26.8	
Great risk	59.3	46.6	37.2	31.8	44.9	
N of Valid	4211	4676	4021	2915	15823	
N of Miss	342	226	262	235	1065	

Table 132: Have you ever used smokeless tobacco (chew, snuff, plug, dipping tobacco, or chewing tobacco)?






Response	6	8	10	12	Total	
Never	96.7	95.0	93.3	89.8	94.1	
Once or Twice	2.6	3.6	4.3	5.9	3.9	
Once in a while but not regularly	0.4	0.8	1.2	1.5	0.9	
Regularly in the past	0.1	0.5	0.8	1.7	0.7	
Regularly now	0.2	0.2	0.5	1.1	0.4	
N of Valid	4210	4645	3977	2876	15708	
N of Miss	343	257	306	274	1180	

Table 133: How often have you used smokeless tobacco during the past 30 days?







Response	6	8	10	12	Total	
Not at all	98.9	98.8	97.4	95.9	97.9	
Once or twice	0.8	0.8	1.4	1.7	1.1	
Once or twice per week	0.1	0.1	0.3	0.4	0.2	
Three to five times per week	0.0	0.1	0.3	0.5	0.2	
About once a day	0.0	0.0	0.3	0.3	0.2	
More than once a day	0.1	0.1	0.3	1.1	0.4	
N of Valid	4210	4621	3961	2879	15671	
N of Miss	343	281	322	271	1217	

Table 134: Have you ever smoked cigarettes?






Response	6	8	10	12	Total	
Never	95.6	91.1	87.8	79.4	89.3	
Once or Twice	3.6	6.5	8.2	12.0	7.1	
Once in a while but not regularly	0.5	1.4	2.0	4.4	1.8	
Regularly in the past	0.3	0.7	1.4	2.9	1.2	
Regularly now	0.1	0.3	0.7	1.3	0.5	
N of Valid	4199	4625	3942	2871	15637	
N of Miss	354	277	341	279	1251	

Table 135: How frequently have you smoked cigarettes during the past 30 days?

Response	6	8	10	12	Total	
Not at all	99.3	98.3	97.3	94.6	97.6	
Less than one cigarette per day	0.5	1.4	1.7	3.4	1.6	
One to five cigarettes per day	0.1	0.3	0.5	1.3	0.5	
About one-half pack per day	0.0	0.0	0.1	0.2	0.1	
About one pack per day	0.0	0.0	0.2	0.2	0.1	
About one and one-half packs per day	0.0	0.0	0.1	0.1	0.1	
Two packs or more per day	0.0	0.0	0.1	0.2	0.1	
N of Valid	4197	4633	3967	2886	15683	
N of Miss	356	269	316	264	1205	

Table 136: Which statement best describes rules about smoking inside your home or your family cars?

Response	6	8	10	12	Total	
Smoking is not allowed anywhere inside your home or cars	67.9	68.0	72.9	73.2	70.2	
Smoking is allowed in some places and at some times or in some cars	7.2	7.7	5.9	7.9	7.1	
Smoking is allowed anywhere inside the home or cars	2.5	2.1	1.8	2.7	2.2	
There are no rules about smoking inside the home or cars	2.1	3.1	3.2	3.9	3.0	
I don't know	20.3	19.1	16.2	12.3	17.4	
N of Valid	4204	4671	3996	2889	15760	
N of Miss	349	231	287	261	1128	

Table 137: Have you ever used e-cigarettes, e-cigars, or e-hookahs (vaping)?

Response	6	8	10	12	Total	
Never	93.6	80.1	71.2	60.7	77.9	
Once or Twice	4.6	10.4	11.7	13.3	9.7	
Once in a while but not regularly	1.0	5.0	7.8	10.4	5.7	
Regularly in the past	0.5	3.2	5.9	7.1	3.9	
Regularly now	0.2	1.3	3.4	8.6	2.9	
N of Valid	4179	4637	3975	2872	15663	
N of Miss	374	265	308	278	1225	

Table 138: How frequently have you used e-cigarettes, e-cigars, or e-hookahs (vaping)?








Response	6	8	10	12	Total	
Not at all	98.0	91.1	83.9	75.3	88.2	
Less than 10 puffs per day	1.6	6.0	9.9	12.3	7.0	
10 to 50 puffs per day	0.2	1.8	3.9	7.5	3.0	
About one-half cartomiser per day	0.1	0.4	1.1	2.6	0.9	
About one cartomiser per day	0.1	0.3	0.5	1.5	0.5	
About one and one-half cartomisers per day	0.1	0.1	0.4	0.4	0.2	
Two cartomisers or more per day	0.0	0.2	0.3	0.5	0.2	
N of Valid	4156	4629	3969	2889	15643	
N of Miss	397	273	314	261	1245	

Table 139: During this school year, were you taught in any of your classes about the dangers of tobacco use?






Response	6	8	10	12	Total	
Never	22.0	18.0	29.2	33.5	24.7	
Rarely	14.6	17.1	20.4	21.7	18.1	
Sometimes	23.5	26.4	23.1	24.0	24.3	
Often	22.8	24.9	18.6	13.8	20.7	
Almost always	17.1	13.6	8.7	7.1	12.1	
N of Valid	4231	4687	4006	2899	15823	
N of Miss	322	215	277	251	1065	

Table 140: During the past 12 months, have you participated in any community activities to discourage people your age from using cigarettes, chewing tobacco, snuff, dip or cigars, e-cigarettes, e-cigars, or e-hookahs?






Response	6	8	10	12	Total	
Never	66.8	66.2	72.0	74.4	69.3	
Rarely	14.0	16.5	13.5	11.6	14.2	
Sometimes	9.8	9.6	8.5	8.1	9.1	
Often	5.3	5.4	3.7	3.6	4.6	
Almost always	4.0	2.4	2.3	2.2	2.8	
N of Valid	4166	4653	3992	2898	15709	
N of Miss	387	249	291	252	1179	

Table 141: Think back over the last two weeks. How many times have you had five or more alcoholic drinks in a row?


Response	6	8	10	12	Total	
None	98.5	95.5	91.6	84.1	93.2	
Once	0.9	2.5	4.1	7.4	3.4	
Twice	0.4	0.9	2.0	4.1	1.6	
3-5 times	0.2	0.7	1.4	2.6	1.1	
6-9 times	0.0	0.2	0.5	0.5	0.3	
10 or more times	0.0	0.2	0.5	1.3	0.4	
N of Valid	4140	4600	3941	2861	15542	
N of Miss	413	302	342	289	1346	

Table 142: During the past 30 days, how many times did you ride in a car or other vehicle driven by someone who had been drinking alcohol or using drugs to get high?


Response	6	8	10	12	Total	
0 times	91.9	89.4	88.2	85.3	89.0	
1 time	4.6	5.4	5.5	6.4	5.4	
2 or 3 times	2.0	3.5	3.9	4.6	3.4	
4 or 5 times	0.5	0.7	1.0	1.0	0.8	
6 or more times	0.9	1.1	1.4	2.7	1.4	
N of Valid	4147	4637	3968	2877	15629	
N of Miss	406	265	315	273	1259	

Table 143: During the past 30 days, how many times did you drive a car or other vehicle when you had been drinking alcohol or using drugs to get high?


Response	6	8	10	12	Total	
I did not drive a car in the past 30 days	53.6	61.5	49.4	31.3	50.8	
0 times	45.6	37.1	48.1	60.9	46.5	
1 time	0.3	0.6	1.2	3.0	1.1	
2 or 3 times	0.2	0.4	0.8	2.6	0.9	
4 or 5 times	0.1	0.2	0.3	0.8	0.3	
6 or more times	0.1	0.3	0.3	1.5	0.4	
N of Valid	4108	4650	3974	2882	15614	
N of Miss	445	252	309	268	1274	

Table 144: If you drank alcohol (not just a sip or taste) in the past year, where did you usually drink it?











Response	6	8	10	12	Total	
I did not drink alcohol in the past year	94.5	85.4	74.4	60.3	80.4	
At my home	3.1	6.5	11.1	15.4	8.4	
At someone else's home	1.3	6.0	12.0	20.3	8.9	
At an open area like a park, beach, field, back road, woods, or a street corner	0.4	0.7	1.2	1.2	0.8	
At a sporting event or concert	0.1	0.2	0.3	0.6	0.3	
At a restaurant, bar, or a nightclub	0.3	0.4	0.2	0.9	0.4	
At an empty building or a construction site	0.1	0.1	0.1	0.1	0.1	
At a hotel/motel	0.0	0.1	0.2	0.6	0.2	
An a car	0.1	0.3	0.2	0.2	0.2	
At school	0.1	0.3	0.4	0.3	0.3	
N of Valid	4101	4613	3956	2881	15551	
N of Miss	452	289	327	269	1337	

Table 145: How do you feel about someone your age having one or two drinks of an alcoholic beverage nearly every day?





Response	6	8	10	12	Total	
Neither approve nor disapprove	17.8	21.0	28.9	31.5	24.1	
Somewhat disapprove	7.1	14.8	19.6	22.0	15.3	
Strongly disapprove	60.5	51.6	39.2	36.1	47.9	
Don't know or can't say	14.6	12.5	12.2	10.5	12.6	
N of Valid	4124	4664	3981	2888	15657	
N of Miss	429	238	302	262	1231	

Table 146: On how many occasions have you had alcoholic beverages (beer, wine or hard liquor) to drink in your lifetime - more than just a few sips?






Response	6	8	10	12	Total	
0	91.9	80.9	69.8	56.0	76.4	
1-2	5.6	10.7	13.6	12.9	10.5	
3-5	1.1	4.5	6.8	9.9	5.2	
6-9	0.6	1.4	3.5	5.5	2.5	
10+	0.7	2.4	6.4	15.7	5.4	
N of Valid	4141	4643	3958	2877	15619	
N of Miss	412	259	325	273	1269	

Table 147: On how many occasions have you drunk one of more drinks of an alcoholic beverage during the past 30 days?






Response	6	8	10	12	Total	
0	98.6	94.6	89.3	78.0	91.3	
1-2	1.1	4.3	7.4	13.1	5.9	
3-5	0.1	0.7	2.1	5.0	1.7	
6-9	0.1	0.2	0.6	1.6	0.5	
10+	0.0	0.2	0.5	2.3	0.6	
N of Valid	4130	4626	3945	2868	15569	
N of Miss	423	276	338	282	1319	

Table 148: On how many occasions have you used marijuana (grass, pot) or hashish (hash, hash oil) in your lifetime?






Response	6	8	10	12	Total	
0	98.4	91.5	83.0	69.6	87.1	
1-2	1.0	3.8	5.6	7.5	4.2	
3-5	0.3	1.4	2.9	5.4	2.2	
6-9	0.1	0.8	1.8	2.7	1.2	
10+	0.3	2.5	6.8	14.8	5.3	
N of Valid	4128	4630	3949	2869	15576	
N of Miss	425	272	334	281	1312	

Table 149: On how many occasions have you used marijuana (grass, pot) or hashish (hash, hash oil) during the past 30 days?






Response	6	8	10	12	Total	
0	99.5	96.0	91.4	84.2	93.6	
1-2	0.3	2.1	3.7	5.7	2.7	
3-5	0.0	0.9	1.7	2.3	1.1	
6-9	0.1	0.3	0.8	1.4	0.6	
10+	0.1	0.8	2.4	6.5	2.1	
N of Valid	4118	4629	3947	2865	15559	
N of Miss	435	273	336	285	1329	

Table 150: On how many occasions have you used LSD or other psychedelics in your lifetime?






Response	6	8	10	12	Total	
0	99.9	99.0	97.9	94.7	98.2	
1-2	0.1	0.6	1.2	3.0	1.0	
3-5	0.0	0.3	0.6	1.0	0.4	
6-9	0.0	0.0	0.1	0.5	0.1	
10+	0.0	0.1	0.3	0.8	0.2	
N of Valid	4114	4630	3950	2876	15570	
N of Miss	439	272	333	274	1318	

Table 151: On how many occasions have you used LSD or other psychedelics during the past 30 days?






Response	6	8	10	12	Total	
0	100.0	99.6	99.3	98.6	99.4	
1-2	0.0	0.3	0.4	0.9	0.4	
3-5	0.0	0.1	0.2	0.2	0.1	
6-9	0.0	0.0	0.0	0.1	0.0	
10+	0.0	0.0	0.1	0.2	0.1	
N of Valid	4108	4632	3945	2875	15560	
N of Miss	445	270	338	275	1328	

Table 152: On how many occasions have you used cocaine or crack in your lifetime?






Response	6	8	10	12	Total	
0	99.7	99.4	99.1	97.7	99.1	
1-2	0.3	0.4	0.7	1.5	0.7	
3-5	0.0	0.2	0.1	0.5	0.2	
6-9	0.0	0.0	0.0	0.0	0.0	
10+	0.0	0.0	0.1	0.2	0.1	
N of Valid	4125	4639	3951	2873	15588	
N of Miss	428	263	332	277	1300	

Table 153: On how many occasions have you used cocaine or crack during the past 30 days?





Response	6	8	10	12	Total	
0	100.0	99.8	99.6	99.3	99.7	
1-2	0.0	0.1	0.2	0.4	0.2	
3-5	0.0	0.1	0.1	0.1	0.1	
6-9	0.0	0.0	0.0	0.0	0.0	
10+	0.0	0.0	0.1	0.2	0.0	
N of Valid	4117	4625	3943	2872	15557	
N of Miss	436	277	340	278	1331	

Table 154: On how many occasions have you sniffed glue, breathed the contents of an aerosol spray can, or inhaled other gases or sprays, in order to get high in your lifetime?






Response	6	8	10	12	Total	
0	96.3	94.7	96.9	97.1	96.1	
1-2	2.6	3.6	2.2	2.0	2.7	
3-5	0.5	0.7	0.5	0.4	0.6	
6-9	0.2	0.4	0.1	0.1	0.2	
10+	0.4	0.6	0.3	0.3	0.4	
N of Valid	4124	4633	3953	2873	15583	
N of Miss	429	269	330	277	1305	

Table 155: On how many occasions have you sniffed glue, breathed the contents of an aerosol spray can, or inhaled other gases or sprays, in order to get high during the past 30 days?






Response	6	8	10	12	Total	
0	98.4	97.8	99.1	99.4	98.6	
1-2	1.2	1.5	0.6	0.5	1.0	
3-5	0.1	0.4	0.2	0.0	0.2	
6-9	0.1	0.1	0.0	0.0	0.1	
10+	0.2	0.2	0.1	0.1	0.1	
N of Valid	4104	4613	3930	2859	15506	
N of Miss	449	289	353	291	1382	

Table 156: On how many occasions have you used Pegaramide (peg, Peggy, etc.) in your lifetime?


Response	6	8	10	12	Total	
0	100.0	100.0	100.0	100.0	100.0	
1-2	0.0	0.0	0.0	0.0	0.0	
3-5	0.0	0.0	0.0	0.0	0.0	
6-9	0.0	0.0	0.0	0.0	0.0	
10+	0.0	0.0	0.0	0.0	0.0	
N of Valid	4100	4625	3949	2872	15546	
N of Miss	453	277	334	278	1342	

Table 157: On how many occasions have you used Pegaramide (peg, Peggy, etc.) during the past 30 days?


Response	6	8	10	12	Total	
0	100.0	100.0	100.0	100.0	100.0	
1-2	0.0	0.0	0.0	0.0	0.0	
3-5	0.0	0.0	0.0	0.0	0.0	
6-9	0.0	0.0	0.0	0.0	0.0	
10+	0.0	0.0	0.0	0.0	0.0	
N of Valid	4097	4615	3952	2870	15534	
N of Miss	456	287	331	280	1354	

Table 158: On how many occasions have you used synthetic marijuana (K2, spice) in your lifetime?






Response	6	8	10	12	Total	
0	99.4	98.2	98.2	98.1	98.5	
1-2	0.3	1.1	0.9	1.1	0.8	
3-5	0.1	0.3	0.3	0.3	0.2	
6-9	0.1	0.2	0.2	0.1	0.1	
10+	0.1	0.2	0.4	0.3	0.3	
N of Valid	4117	4624	3941	2870	15552	
N of Miss	436	278	342	280	1336	

Table 159: On how many occasions have you used synthetic marijuana (K2, spice) during the past 30 days?


Response	6	8	10	12	Total	
0	99.8	99.2	99.1	99.4	99.4	
1-2	0.1	0.5	0.5	0.3	0.4	
3-5	0.0	0.1	0.1	0.1	0.1	
6-9	0.0	0.1	0.1	0.0	0.1	
10+	0.0	0.1	0.2	0.2	0.1	
N of Valid	4099	4614	3939	2869	15521	
N of Miss	454	288	344	281	1367	

Table 160: On how many occasions have you used methamphetamines (meth, speed, crank, crystal meth) in your lifetime?


Response	6	8	10	12	Total	
0	99.8	99.6	99.6	99.0	99.5	
1-2	0.2	0.2	0.2	0.5	0.3	
3-5	0.0	0.1	0.1	0.1	0.1	
6-9	0.0	0.0	0.1	0.0	0.0	
10+	0.0	0.1	0.1	0.4	0.1	
N of Valid	4106	4619	3945	2872	15542	
N of Miss	447	283	338	278	1346	

Table 161: On how many occasions have you used methamphetamines (meth, speed, crank, crystal meth) in the past 30 days?


Response	6	8	10	12	Total	
0	99.9	99.8	99.8	99.6	99.8	
1-2	0.1	0.1	0.1	0.2	0.1	
3-5	0.0	0.1	0.0	0.0	0.0	
6-9	0.0	0.0	0.0	0.0	0.0	
10+	0.0	0.1	0.1	0.1	0.1	
N of Valid	4103	4616	3941	2874	15534	
N of Miss	450	286	342	276	1354	

Table 162: On how many occasions have you used other chemical products (bath salts, plant food, etc.) in your lifetime?






Response	6	8	10	12	Total	
0	97.0	97.8	99.2	99.5	98.3	
1-2	1.6	1.1	0.4	0.2	0.9	
3-5	0.6	0.4	0.2	0.1	0.3	
6-9	0.2	0.2	0.1	0.0	0.1	
10+	0.5	0.5	0.2	0.2	0.4	
N of Valid	4101	4617	3942	2872	15532	
N of Miss	452	285	341	278	1356	

Table 163: On how many occasions have you used other chemical products (bath salts, plant food, etc.) during the past 30 days?






Response	6	8	10	12	Total	
0	98.6	98.9	99.7	99.8	99.2	
1-2	0.9	0.7	0.2	0.1	0.5	
3-5	0.2	0.1	0.0	0.0	0.1	
6-9	0.0	0.0	0.0	0.0	0.0	
10+	0.2	0.2	0.0	0.0	0.1	
N of Valid	4085	4606	3938	2869	15498	
N of Miss	468	296	345	281	1390	

Table 164: On how many occasions have you used heroin or other opiates in your lifetime?






Response	6	8	10	12	Total	
0	99.8	99.7	99.5	99.0	99.5	
1-2	0.2	0.2	0.3	0.3	0.3	
3-5	0.0	0.0	0.0	0.3	0.1	
6-9	0.0	0.0	0.0	0.2	0.1	
10+	0.0	0.0	0.1	0.2	0.1	
N of Valid	4089	4617	3938	2871	15515	
N of Miss	464	285	345	279	1373	

Table 165: On how many occasions have you used heroin or other opiates during the past 30 days?


Response	6	8	10	12	Total	
0	99.9	99.9	99.8	99.7	99.8	
1-2	0.1	0.1	0.2	0.2	0.1	
3-5	0.0	0.0	0.0	0.0	0.0	
6-9	0.0	0.0	0.0	0.0	0.0	
10+	0.0	0.0	0.1	0.1	0.0	
N of Valid	4014	4507	3864	2814	15199	
N of Miss	539	395	419	336	1689	

Table 166: On how many occasions have you used MDMA ('X', 'E', or ecstasy) in your lifetime?


Response	6	8	10	12	Total	
0	99.8	99.7	99.0	98.2	99.3	
1-2	0.2	0.3	0.6	1.2	0.5	
3-5	0.0	0.0	0.2	0.4	0.1	
6-9	0.0	0.0	0.0	0.1	0.0	
10+	0.0	0.0	0.1	0.2	0.1	
N of Valid	4056	4605	3932	2866	15459	
N of Miss	497	297	351	284	1429	

Table 167: On how many occasions have you used MDMA ('X', 'E', or ecstasy) during the past 30 days?


Response	6	8	10	12	Total	
0	100.0	99.9	99.8	99.7	99.8	
1-2	0.0	0.1	0.2	0.2	0.1	
3-5	0.0	0.0	0.0	0.0	0.0	
6-9	0.0	0.0	0.0	0.0	0.0	
10+	0.0	0.0	0.0	0.1	0.0	
N of Valid	4042	4584	3928	2867	15421	
N of Miss	511	318	355	283	1467	

Table 168: On how many occasions have you taken prescription drugs (such as Valium, Xanax, Ritalin, Adderall, OxyContin, Tramadol, or sleeping pills) not prescribed to you in your lifetime?

Response	6	8	10	12	Total	
0	97.3	95.2	94.9	92.2	95.1	
1-2	1.3	2.9	2.6	3.2	2.5	
3-5	0.5	0.8	1.1	1.8	1.0	
6-9	0.2	0.3	0.6	1.0	0.5	
10+	0.8	0.7	0.9	1.7	1.0	
N of Valid	4087	4622	3945	2869	15523	
N of Miss	466	280	338	281	1365	

Table 169: On how many occasions have you taken prescription drugs (such as Valium, Xanax, Ritalin, Adderall, OxyContin, Tramadol, or sleeping pills) not prescribed to you during the past 30 days?

Response	6	8	10	12	Total	
0	98.7	97.9	98.2	97.6	98.1	
1-2	0.8	1.5	1.3	1.6	1.3	
3-5	0.1	0.4	0.3	0.3	0.3	
6-9	0.0	0.1	0.0	0.2	0.1	
10+	0.4	0.2	0.3	0.3	0.3	
N of Valid	4084	4613	3938	2869	15504	
N of Miss	469	289	345	281	1384	

Table 170: On how many occasions have you taken non-prescription medicines such as diet pills (for example, Dietac, Dexatrim or Prolamine), stay-awake pills (for example No-Doz, Vivarin, or Wake), or cough or cold medicines (robos, DXM, etc.) to get high in your lifetime?

Response	6	8	10	12	Total	
0	99.1	98.1	98.3	97.3	98.3	
1-2	0.6	1.1	1.0	1.3	0.9	
3-5	0.0	0.3	0.3	0.7	0.3	
6-9	0.1	0.1	0.3	0.2	0.2	
10+	0.2	0.4	0.2	0.6	0.3	
N of Valid	4090	4617	3942	2871	15520	
N of Miss	463	285	341	279	1368	

Table 171: On how many occasions have you taken non-prescription medicines such as diet pills (for example, Dietac, Dexatrim or Prolamine), stay-awake pills (for example No-Doz, Vivarin, or Wake), or cough or cold medicines (robos, DXM, etc.) to get high during the past 30 days?






Response	6	8	10	12	Total	
0	99.4	99.1	99.2	99.3	99.3	
1-2	0.4	0.6	0.5	0.4	0.5	
3-5	0.0	0.1	0.1	0.1	0.1	
6-9	0.1	0.1	0.1	0.1	0.1	
10+	0.1	0.1	0.0	0.2	0.1	
N of Valid	4084	4608	3937	2868	15497	
N of Miss	469	294	346	282	1391	

Table 172: On how many occasions have you been drunk or very high from drinking alcoholic beverages during the past 30 days?






Response	6	8	10	12	Total	
0	99.2	96.9	93.7	87.1	94.9	
1-2	0.6	2.1	3.8	7.6	3.2	
3-5	0.0	0.6	1.3	2.8	1.0	
6-9	0.1	0.2	0.4	1.3	0.4	
10+	0.1	0.2	0.8	1.3	0.5	
N of Valid	4082	4599	3922	2860	15463	
N of Miss	471	303	361	290	1425	

Table 173: On how many occasions have you drunk flavored alcoholic beverages, sometimes called 'alcopops' (like Mike's Hard Lemonade, Smirnoff Ice, Bacardi Breezers, etc.) in your lifetime?






Response	6	8	10	12	Total	
0	97.0	91.1	84.0	74.2	87.7	
1-2	2.2	5.3	7.1	7.5	5.4	
3-5	0.5	2.1	4.3	5.6	2.9	
6-9	0.2	0.7	1.8	3.4	1.3	
10+	0.1	0.8	2.7	9.4	2.7	
N of Valid	4079	4604	3937	2871	15491	
N of Miss	474	298	346	279	1397	

Table 174: On how many occasions have you drunk flavored alcoholic beverages, sometimes called 'alcopops' (like Mike's Hard Lemonade, Smirnoff Ice, Bacardi Breezers, etc.) during the past 30 days?






Response	6	8	10	12	Total	
0	99.0	96.9	94.0	87.7	95.0	
1-2	0.9	2.4	4.0	7.6	3.4	
3-5	0.1	0.4	1.2	2.4	0.9	
6-9	0.0	0.1	0.5	1.1	0.4	
10+	0.0	0.2	0.3	1.1	0.3	
N of Valid	4085	4617	3943	2873	15518	
N of Miss	468	285	340	277	1370	

Table 175: If you smoked cigarettes (not just a puff or drag) in the past year, how did you usually get them?













Response	6	8	10	12	Total	
I did not smoke cigarettes in the past year	97.1	94.2	92.8	87.9	93.5	
I bought them myself with a fake ID	0.2	0.0	0.1	0.2	0.1	
I bought them myself without a fake ID	0.1	0.1	0.2	1.1	0.3	
I got them from someone I know age 18 or older	0.3	0.9	2.0	5.2	1.8	
I got them from someone I know under age 18	0.2	1.2	1.1	1.2	0.9	
I got them from my brother or sister	0.1	0.3	0.2	0.4	0.2	
I got them from home with my parents' permission	0.1	0.1	0.2	0.3	0.2	
I got them from home without my parents' permission	0.5	0.7	0.8	0.6	0.7	
I got them from another relative	0.1	0.3	0.3	0.4	0.2	
A stranger bought them for me	0.1	0.1	0.1	0.4	0.1	
I took them from a store or shop	0.0	0.0	0.1	0.0	0.1	
Other	1.3	2.2	2.1	2.3	2.0	
N of Valid	3996	4539	3869	2819	15223	
N of Miss	557	363	414	331	1665	

Table 176: If you used e-cigarettes, e-cigars, or e-hookahs (not just a puff or drag) in the past year, how did you usually get them? - I did not use e-cigarettes, e-cigars, or e-hookahs in the past year



Response	6	8	10	12	Total	
No	2.9	12.2	17.5	26.0	13.7	
Yes	97.1	87.8	82.5	74.0	86.3	
N of Valid	3924	4490	3850	2813	15077	
N of Miss	0	0	0	0	0	

Table 177: If you used e-cigarettes, e-cigars, or e-hookahs (not just a puff or drag) in the past year, how did you usually get them? - I bought them in a store such as a convenience store, supermarket, discount store, or gas station



Response	6	8	10	12	Total	
No	99.7	99.7	99.2	95.9	98.9	
Yes	0.3	0.3	0.8	4.1	1.1	
N of Valid	3924	4490	3850	2813	15077	
N of Miss	0	0	0	0	0	

Table 178: If you used e-cigarettes, e-cigars, or e-hookahs (not just a puff or drag) in the past year, how did you usually get them? - I got them on the Internet



Response	6	8	10	12	Total	
No	99.8	99.4	99.1	98.4	99.2	
Yes	0.2	0.6	0.9	1.6	0.8	
N of Valid	3924	4490	3850	2813	15077	
N of Miss	0	0	0	0	0	

Table 179: If you used e-cigarettes, e-cigars, or e-hookahs (not just a puff or drag) in the past year, how did you usually get them? - I got them at a store that sells electronic cigarettes, such as a "vape shop"



Response	6	8	10	12	Total	
No	99.8	99.7	99.2	97.4	99.2	
Yes	0.2	0.3	0.8	2.6	0.8	
N of Valid	3924	4490	3850	2813	15077	
N of Miss	0	0	0	0	0	

Table 180: If you used e-cigarettes, e-cigars, or e-hookahs (not just a puff or drag) in the past year, how did you usually get them? - I got them from a family member



Response	6	8	10	12	Total	
No	98.8	96.9	96.8	96.6	97.3	
Yes	1.2	3.1	3.2	3.4	2.7	
N of Valid	3924	4490	3850	2813	15077	
N of Miss	0	0	0	0	0	

Table 181: If you used e-cigarettes, e-cigars, or e-hookahs (not just a puff or drag) in the past year, how did you usually get them? - I got them from a friend



Response	6	8	10	12	Total	
No	98.6	91.0	86.5	81.0	90.0	
Yes	1.4	9.0	13.5	19.0	10.0	
N of Valid	3924	4490	3850	2813	15077	
N of Miss	0	0	0	0	0	

Table 182: If you used e-cigarettes, e-cigars, or e-hookahs (not just a puff or drag) in the past year, how did you usually get them? - A stranger got them for me



Response	6	8	10	12	Total	
No	99.8	99.4	99.2	98.8	99.3	
Yes	0.2	0.6	0.8	1.2	0.7	
N of Valid	3924	4490	3850	2813	15077	
N of Miss	0	0	0	0	0	

Table 183: If you used e-cigarettes, e-cigars, or e-hookahs (not just a puff or drag) in the past year, how did you usually get them? - I took them from a store or shop



Response	6	8	10	12	Total	
No	99.9	99.8	99.7	99.8	99.8	
Yes	0.1	0.2	0.3	0.2	0.2	
N of Valid	3924	4490	3850	2813	15077	
N of Miss	0	0	0	0	0	

Table 184: If you used e-cigarettes, e-cigars, or e-hookahs (not just a puff or drag) in the past year, how did you usually get them? - I got them some other way



Response	6	8	10	12	Total	
No	99.0	97.4	97.3	96.6	97.6	
Yes	1.0	2.6	2.7	3.4	2.4	
N of Valid	3924	4490	3850	2813	15077	
N of Miss	0	0	0	0	0	

Table 185: If you used marijuana (grass, pot) (not just a puff or drag) in the past year, how did you usually get it? - I did not use marijuana (grass, pot) in the past year



Response	6	8	10	12	Total	
No	2.2	8.2	15.4	25.8	11.8	
Yes	97.8	91.8	84.6	74.2	88.2	
N of Valid	3919	4471	3842	2813	15045	
N of Miss	0	0	0	0	0	

Table 186: If you used marijuana (grass, pot) (not just a puff or drag) in the past year, how did you usually get it? - I bought it myself



Response	6	8	10	12	Total	
No	99.7	97.9	94.0	88.8	95.7	
Yes	0.3	2.1	6.0	11.2	4.3	
N of Valid	3919	4471	3842	2813	15045	
N of Miss	0	0	0	0	0	

Table 187: If you used marijuana (grass, pot) (not just a puff or drag) in the past year, how did you usually get it? - I got it from someone at school



Response	6	8	10	12	Total	
No	99.5	97.9	94.7	94.0	96.8	
Yes	0.5	2.1	5.3	6.0	3.2	
N of Valid	3919	4471	3842	2813	15045	
N of Miss	0	0	0	0	0	

Table 188: If you used marijuana (grass, pot) (not just a puff or drag) in the past year, how did you usually get it? - I got it from someone with a medical marijuana card



Response	6	8	10	12	Total	
No	99.8	99.3	98.6	98.3	99.1	
Yes	0.2	0.7	1.4	1.7	0.9	
N of Valid	3919	4471	3842	2813	15045	
N of Miss	0	0	0	0	0	

Table 189: If you used marijuana (grass, pot) (not just a puff or drag) in the past year, how did you usually get it? - I got it from my brother or sister



Response	6	8	10	12	Total	
No	99.7	98.7	97.9	98.0	98.6	
Yes	0.3	1.3	2.1	2.0	1.4	
N of Valid	3919	4471	3842	2813	15045	
N of Miss	0	0	0	0	0	

Table 190: If you used marijuana (grass, pot) (not just a puff or drag) in the past year, how did you usually get it? - I got it from another relative



Response	6	8	10	12	Total	
No	99.7	98.4	97.3	97.4	98.3	
Yes	0.3	1.6	2.7	2.6	1.7	
N of Valid	3919	4471	3842	2813	15045	
N of Miss	0	0	0	0	0	

Table 191: If you used marijuana (grass, pot) (not just a puff or drag) in the past year, how did you usually get it? - Other



Response	6	8	10	12	Total	
No	98.6	95.7	94.0	89.9	94.9	
Yes	1.4	4.3	6.0	10.1	5.1	
N of Valid	3919	4471	3842	2813	15045	
N of Miss	0	0	0	0	0	

Table 192: If you drank alcohol (not just a sip or taste) in the past year, how did you usually get it?













Response	6	8	10	12	Total	
I did not drink alcohol in the past year	95.0	86.5	76.9	63.6	82.0	
I bought it myself with a fake ID	0.1	0.0	0.3	0.2	0.1	
I bought it myself without a fake ID	0.0	0.0	0.2	0.4	0.1	
I got it from someone I know age 21 or older	0.4	2.0	4.7	13.6	4.4	
I got it from someone I know under age 21	0.2	1.1	3.1	4.7	2.1	
I got it from my brother or sister	0.1	0.8	0.8	1.1	0.7	
I got it from home with my parents' permission	1.4	2.7	4.4	6.5	3.5	
I got it from home without my parents' permission	0.8	2.4	3.6	1.8	2.2	
I got it from another relative	0.4	1.1	2.0	1.6	1.2	
A stranger bought it for me	0.2	0.0	0.1	0.6	0.2	
I took it from a store or shop	0.0	0.1	0.1	0.1	0.1	
Other	1.3	3.2	3.7	5.8	3.3	
N of Valid	3953	4501	3848	2819	15121	
N of Miss	600	401	435	331	1767	

Table 193: If you used prescription drugs or over the counter drugs without a doctor telling you to use it or for the purpose of getting high, where did you get these drugs? - Did not use



Response	6	8	10	12	Total	
No	1.2	2.4	3.9	5.2	3.0	
Yes	98.8	97.6	96.1	94.8	97.0	
N of Valid	3946	4497	3844	2810	15097	
N of Miss	0	0	0	0	0	

Table 194: If you used prescription drugs or over the counter drugs without a doctor telling you to use it or for the purpose of getting high, where did you get these drugs? -
Bought or took from store or shop



Response	6	8	10	12	Total	
No	99.7	99.6	99.6	99.2	99.5	
Yes	0.3	0.4	0.4	0.8	0.5	
N of Valid	3946	4497	3844	2810	15097	
N of Miss	0	0	0	0	0	

Table 195: If you used prescription drugs or over the counter drugs without a doctor telling you to use it or for the purpose of getting high, where did you get these drugs? -
Got from parents with permission



Response	6	8	10	12	Total	
No	99.5	99.6	99.5	99.5	99.5	
Yes	0.5	0.4	0.5	0.5	0.5	
N of Valid	3946	4497	3844	2810	15097	
N of Miss	0	0	0	0	0	

Table 196: If you used prescription drugs or over the counter drugs without a doctor telling you to use it or for the purpose of getting high, where did you get these drugs? -
Got from home without permission



Response	6	8	10	12	Total	
No	99.8	99.2	99.1	99.1	99.3	
Yes	0.2	0.8	0.9	0.9	0.7	
N of Valid	3946	4497	3844	2810	15097	
N of Miss	0	0	0	0	0	

Table 197: If you used prescription drugs or over the counter drugs without a doctor telling you to use it or for the purpose of getting high, where did you get these drugs? -
Got from relative with permission



Response	6	8	10	12	Total	
No	99.8	99.8	99.6	99.4	99.7	
Yes	0.2	0.2	0.4	0.6	0.3	
N of Valid	3946	4497	3844	2810	15097	
N of Miss	0	0	0	0	0	

Table 198: If you used prescription drugs or over the counter drugs without a doctor telling you to use it or for the purpose of getting high, where did you get these drugs? -
Got from relative without permission



Response	6	8	10	12	Total	
No	99.9	99.8	99.5	99.6	99.7	
Yes	0.1	0.2	0.5	0.4	0.3	
N of Valid	3946	4497	3844	2810	15097	
N of Miss	0	0	0	0	0	

Table 199: If you used prescription drugs or over the counter drugs without a doctor telling you to use it or for the purpose of getting high, where did you get these drugs? -
Got from friend's home with permission



Response	6	8	10	12	Total	
No	99.9	99.7	99.2	99.3	99.6	
Yes	0.1	0.3	0.8	0.7	0.4	
N of Valid	3946	4497	3844	2810	15097	
N of Miss	0	0	0	0	0	

Table 200: If you used prescription drugs or over the counter drugs without a doctor telling you to use it or for the purpose of getting high, where did you get these drugs? -
Got from friend's home without permission



Response	6	8	10	12	Total	
No	99.9	99.9	99.7	99.6	99.8	
Yes	0.1	0.1	0.3	0.4	0.2	
N of Valid	3946	4497	3844	2810	15097	
N of Miss	0	0	0	0	0	

Table 201: If you used prescription drugs or over the counter drugs without a doctor telling you to use it or for the purpose of getting high, where did you get these drugs? -
Got from friend at school



Response	6	8	10	12	Total	
No	99.9	99.6	99.2	98.9	99.5	
Yes	0.1	0.4	0.8	1.1	0.5	
N of Valid	3946	4497	3844	2810	15097	
N of Miss	0	0	0	0	0	

Table 202: If you used prescription drugs or over the counter drugs without a doctor telling you to use it or for the purpose of getting high, where did you get these drugs? -
Got from friend at party



Response	6	8	10	12	Total	
No	99.7	99.4	99.5	99.3	99.5	
Yes	0.3	0.6	0.5	0.7	0.5	
N of Valid	3946	4497	3844	2810	15097	
N of Miss	0	0	0	0	0	

Table 203: If you used prescription drugs or over the counter drugs without a doctor telling you to use it or for the purpose of getting high, where did you get these drugs? -
Got from friend, elsewhere



Response	6	8	10	12	Total	
No	99.8	99.3	99.0	98.3	99.2	
Yes	0.2	0.7	1.0	1.7	0.8	
N of Valid	3946	4497	3844	2810	15097	
N of Miss	0	0	0	0	0	

Table 204: If you used prescription drugs or over the counter drugs without a doctor telling you to use it or for the purpose of getting high, where did you get these drugs? -
Got from internet sale



Response	6	8	10	12	Total	
No	99.8	99.7	99.6	99.7	99.7	
Yes	0.2	0.3	0.4	0.3	0.3	
N of Valid	3946	4497	3844	2810	15097	
N of Miss	0	0	0	0	0	

Table 205: During the last month, about how many marijuana cigarettes, or the equivalent, did you smoke a day, on the average?


Response	6	8	10	12	Total	
None	99.0	95.5	92.6	87.6	94.2	
Less than 1 a day	0.5	2.4	3.4	5.7	2.8	
1 a day	0.1	0.8	1.2	2.6	1.1	
2-3 a day	0.3	0.8	1.4	2.3	1.1	
4-6 a day	0.1	0.2	0.8	0.9	0.4	
7-10 a day	0.1	0.1	0.3	0.3	0.2	
11 or more a day	0.1	0.2	0.4	0.6	0.3	
N of Valid	3952	4502	3816	2794	15064	
N of Miss	601	400	467	356	1824	

Table 206: How wrong do your friends feel it would be for YOU to: have one or two drinks of an alcoholic beverage nearly every day?


Response	6	8	10	12	Total	
Very wrong	82.0	63.8	54.4	49.0	63.5	
Wrong	12.6	22.1	25.1	25.7	21.0	
A little bit wrong	4.0	10.2	13.1	15.6	10.3	
Not at all wrong	1.4	3.9	7.4	9.7	5.2	
N of Valid	4062	4594	3894	2842	15392	
N of Miss	491	308	389	308	1496	

Table 207: How wrong do your friends feel it would be for YOU to: smoke tobacco?


Response	6	8	10	12	Total	
Very wrong	86.9	71.1	65.0	58.6	71.4	
Wrong	9.9	19.5	22.3	22.2	18.2	
A little bit wrong	2.3	6.3	7.8	10.7	6.5	
Not at all wrong	0.8	3.0	4.9	8.5	3.9	
N of Valid	4043	4589	3893	2839	15364	
N of Miss	510	313	390	311	1524	

Table 208: How wrong do your friends feel it would be for YOU to: smoke marijuana?





Response	6	8	10	12	Total	
Very wrong	89.0	67.6	51.7	41.0	64.3	
Wrong	7.2	15.4	18.3	17.0	14.3	
A little bit wrong	2.6	9.8	14.2	18.2	10.6	
Not at all wrong	1.2	7.3	15.7	23.9	10.9	
N of Valid	4037	4583	3888	2837	15345	
N of Miss	516	319	395	313	1543	

Table 209: How wrong do your friends feel it would be for YOU to: use prescription drugs not prescribed to you?





Response	6	8	10	12	Total	
Very wrong	88.4	76.1	72.9	71.6	77.7	
Wrong	8.5	16.1	18.0	18.2	15.0	
A little bit wrong	2.1	5.4	5.9	6.8	4.9	
Not at all wrong	0.9	2.4	3.3	3.4	2.4	
N of Valid	4037	4575	3883	2826	15321	
N of Miss	516	327	400	324	1567	

Table 210: How wrong would most adults (over 21) in your neighborhood think it is for kids your age: to use marijuana?





Response	6	8	10	12	Total	
Very wrong	90.6	79.0	69.1	60.9	76.2	
Wrong	7.2	13.8	18.9	21.3	14.7	
A little bit wrong	1.3	5.3	7.7	11.1	5.9	
Not at all wrong	0.9	2.0	4.3	6.7	3.2	
N of Valid	3996	4567	3869	2820	15252	
N of Miss	557	335	414	330	1636	

Table 211: How wrong would most adults (over 21) in your neighborhood think it is for kids your age: to drink alcohol?





Response	6	8	10	12	Total	
Very wrong	85.2	74.1	64.0	55.4	71.0	
Wrong	10.4	17.3	21.8	24.1	17.9	
A little bit wrong	3.0	6.6	10.1	14.3	8.0	
Not at all wrong	1.4	2.0	4.0	6.2	3.2	
N of Valid	3982	4552	3858	2819	15211	
N of Miss	571	350	425	331	1677	

Table 212: How wrong would most adults (over 21) in your neighborhood think it is for kids your age: to smoke cigarettes?





Response	6	8	10	12	Total	
Very wrong	87.6	79.3	73.5	66.8	77.7	
Wrong	9.2	14.8	18.2	20.8	15.3	
A little bit wrong	2.3	4.4	5.7	8.5	4.9	
Not at all wrong	0.9	1.5	2.6	3.9	2.1	
N of Valid	3976	4547	3860	2816	15199	
N of Miss	577	355	423	334	1689	

Table 213: How much do each of the following statements describe your neighborhood? crime and/or drug selling





Response	6	8	10	12	Total	
NO!	85.1	78.1	76.9	73.9	78.9	
no	10.2	15.4	15.9	16.7	14.4	
yes	3.7	5.1	5.7	7.0	5.3	
YES!	1.1	1.4	1.5	2.3	1.5	
N of Valid	3958	4550	3864	2809	15181	
N of Miss	595	352	419	341	1707	

Table 214: How much do each of the following statements describe your neighborhood? fights


Response	6	8	10	12	Total	
NO!	77.2	75.3	75.6	75.4	75.9	
no	13.7	16.0	18.1	18.2	16.3	
yes	7.0	6.6	4.9	5.1	6.0	
YES!	2.1	2.1	1.5	1.3	1.8	
N of Valid	3952	4535	3861	2811	15159	
N of Miss	601	367	422	339	1729	

Table 215: How much do each of the following statements describe your neighborhood? lots of empty or abandoned buildings


Response	6	8	10	12	Total	
NO!	82.5	79.2	78.7	77.9	79.7	
no	13.2	16.3	17.0	17.5	15.9	
yes	3.3	3.5	3.5	3.4	3.4	
YES!	1.1	1.0	0.9	1.2	1.0	
N of Valid	3952	4542	3864	2810	15168	
N of Miss	601	360	419	340	1720	

Table 216: How much do each of the following statements describe your neighborhood? lots of graffiti


Response	6	8	10	12	Total	
NO!	85.2	81.4	80.6	80.6	82.1	
no	11.7	15.3	16.1	16.6	14.8	
yes	2.1	2.3	2.2	2.1	2.2	
YES!	1.0	1.0	1.0	0.7	1.0	
N of Valid	3932	4522	3841	2783	15078	
N of Miss	621	380	442	367	1810	

Table 217: I feel safe in my neighborhood.

Response	6	8	10	12	Total	
NO!	3.0	1.8	2.7	3.2	2.6	
no	6.6	6.5	5.3	6.0	6.1	
yes	39.2	41.9	42.8	42.3	41.5	
YES!	51.1	49.9	49.2	48.5	49.8	
N of Valid	3968	4528	3825	2797	15118	
N of Miss	585	374	458	353	1770	

Table 218: If a kid smoked marijuana in your neighborhood would he or she be caught by the police?

Response	6	8	10	12	Total	
NO!	12.1	16.4	23.3	29.8	19.5	
no	18.7	32.9	39.9	40.6	32.4	
yes	35.7	31.2	25.1	20.4	28.8	
YES!	33.5	19.5	11.8	9.1	19.3	
N of Valid	3964	4532	3844	2805	15145	
N of Miss	589	370	439	345	1743	

Table 219: If a kid drank some beer, wine or hard liquor (for example, vodka, whiskey, or gin) in your neighborhood would he or she be caught by the police?

Response	6	8	10	12	Total	
NO!	13.4	18.8	27.1	34.4	22.4	
no	24.4	38.6	41.9	41.4	36.3	
yes	34.1	27.3	21.1	16.7	25.5	
YES!	28.1	15.3	9.9	7.5	15.8	
N of Valid	3941	4522	3843	2804	15110	
N of Miss	612	380	440	346	1778	

Table 220: If a kid carried a handgun in your neighborhood would he or she be caught by the police?





Response	6	8	10	12	Total	
NO!	12.1	14.5	20.6	24.9	17.4	
no	13.7	22.0	26.7	28.0	22.1	
yes	30.8	31.7	30.0	28.4	30.4	
YES!	43.3	31.8	22.7	18.7	30.1	
N of Valid	3943	4518	3839	2804	15104	
N of Miss	610	384	444	346	1784	

Table 221: If you wanted to get some cigarettes, how easy would it be for you to get some?





Response	6	8	10	12	Total	
Very hard	81.4	61.5	49.0	38.0	59.1	
Sort of hard	9.3	16.8	20.1	17.7	15.9	
Sort of easy	5.6	13.5	18.1	20.7	14.0	
Very easy	3.6	8.3	12.8	23.7	11.1	
N of Valid	3877	4512	3843	2803	15035	
N of Miss	676	390	440	347	1853	

Table 222: If you wanted to get some beer, wine or hard liquor (for example, vodka, whiskey, or gin), how easy would it be for you to get some?





Response	6	8	10	12	Total	
Very hard	74.9	51.4	40.2	32.2	51.0	
Sort of hard	11.4	17.6	16.6	15.1	15.3	
Sort of easy	8.0	16.8	22.2	23.6	17.2	
Very easy	5.7	14.3	21.1	29.1	16.5	
N of Valid	3864	4496	3828	2796	14984	
N of Miss	689	406	455	354	1904	

Table 223: If you wanted to get a drug like cocaine, LSD, or amphetamines, how easy would it be for you to get some?


Response	6	8	10	12	Total	
Very hard	93.1	83.6	72.2	63.7	79.4	
Sort of hard	4.2	9.6	15.8	17.8	11.3	
Sort of easy	1.9	4.2	7.3	9.9	5.5	
Very easy	0.8	2.6	4.8	8.6	3.8	
N of Valid	3856	4498	3836	2804	14994	
N of Miss	697	404	447	346	1894	

Table 224: If you wanted to get a handgun, how easy would it be for you to get one?


Response	6	8	10	12	Total	
Very hard	82.0	72.2	65.9	61.2	71.0	
Sort of hard	9.1	14.0	14.7	17.0	13.5	
Sort of easy	5.0	7.6	10.3	10.1	8.1	
Very easy	3.9	6.2	9.0	11.6	7.4	
N of Valid	3847	4492	3831	2792	14962	
N of Miss	706	410	452	358	1926	

Table 225: If you wanted to get some marijuana, how easy would it be for you to get some?


Response	6	8	10	12	Total	
Very hard	90.6	68.4	51.0	37.5	63.9	
Sort of hard	5.0	11.5	13.5	12.8	10.6	
Sort of easy	2.4	10.1	15.0	17.1	10.7	
Very easy	2.1	10.1	20.5	32.6	14.9	
N of Valid	3843	4490	3819	2798	14950	
N of Miss	710	412	464	352	1938	

Table 226: If you wanted to get prescription drugs for the purpose of getting high, how easy would it be for you to get some?





Response	6	8	10	12	Total	
Very hard	85.0	65.9	59.0	54.8	67.0	
Sort of hard	7.6	13.7	15.8	16.7	13.2	
Sort of easy	4.3	11.2	12.7	13.9	10.3	
Very easy	3.1	9.2	12.5	14.6	9.5	
N of Valid	3852	4492	3829	2789	14962	
N of Miss	701	410	454	361	1926	

Table 227: If you wanted to get synthetic marijuana such as K2 or chemical products such as bath salts to get high, how easy would it be for you to get some?





Response	6	8	10	12	Total	
Very hard	92.5	81.5	72.0	67.4	79.3	
Sort of hard	4.3	10.1	14.6	17.0	11.1	
Sort of easy	1.8	4.8	7.5	7.2	5.2	
Very easy	1.3	3.6	5.9	8.4	4.5	
N of Valid	3848	4492	3830	2796	14966	
N of Miss	705	410	453	354	1922	

Table 228: If you wanted to get steroids to use or to enhance athletic performance, how easy would it be for you to get some?





Response	6	8	10	12	Total	
Very hard	92.1	82.6	76.5	70.8	81.3	
Sort of hard	5.0	11.2	13.3	16.5	11.1	
Sort of easy	2.0	3.8	5.7	6.3	4.3	
Very easy	0.9	2.4	4.4	6.4	3.3	
N of Valid	3838	4493	3828	2799	14958	
N of Miss	715	409	455	351	1930	

Table 229: If you wanted to get e-cigarettes, e-cigars, or e-hookahs, how easy would it be for you to get some?





Response	6	8	10	12	Total	
Very hard	85.4	62.4	48.4	39.6	60.4	
Sort of hard	7.0	11.8	11.3	10.3	10.2	
Sort of easy	3.8	11.5	15.3	14.0	11.0	
Very easy	3.8	14.4	24.9	36.0	18.4	
N of Valid	3835	4500	3833	2799	14967	
N of Miss	718	402	450	351	1921	

Table 230: During the past 12 months, have you participated in any alcohol prevention programs or seen any alcohol prevention messages in your school or community? Yes, a school-based program focused on preventing underage drinking and/or drinking and driving.



Response	6	8	10	12	Total	
No	72.3	75.3	83.4	86.6	78.7	
Yes	27.7	24.7	16.6	13.4	21.3	
N of Valid	3808	4476	3807	2782	14873	
N of Miss	0	0	0	0	0	

Table 231: During the past 12 months, have you participated in any alcohol prevention programs or seen any alcohol prevention messages in your school or community? Yes, a community-based program focused on preventing underage drinking and/or drinking and driving (for example, through your church or temple or through youth groups like Boys and Girls Club or 4-H).



Response	6	8	10	12	Total	
No	90.3	91.0	94.4	95.8	92.6	
Yes	9.7	9.0	5.6	4.2	7.4	
N of Valid	3808	4476	3807	2782	14873	
N of Miss	0	0	0	0	0	

Table 232: During the past 12 months, have you participated in any alcohol prevention programs or seen any alcohol prevention messages in your school or community? Yes, a media campaign addressing underage drinking and/or drinking and driving (for example, newspaper ads, posters, pamphlets, radio, TV).



Response	6	8	10	12	Total	
No	88.6	86.9	89.5	90.5	88.7	
Yes	11.4	13.1	10.5	9.5	11.3	
N of Valid	3808	4476	3807	2782	14873	
N of Miss	0	0	0	0	0	

Table 233: During the past 12 months, have you participated in any alcohol prevention programs or seen any alcohol prevention messages in your school or community? No



Response	6	8	10	12	Total	
No	32.5	32.4	23.2	19.6	27.7	
Yes	67.5	67.6	76.8	80.4	72.3	
N of Valid	3808	4476	3807	2782	14873	
N of Miss	0	0	0	0	0	

Table 234: How wrong do your parents feel it would be for YOU to: have one or two drinks of an alcoholic beverage nearly every day?





Response	6	8	10	12	Total	
Very wrong	92.0	88.1	84.1	78.7	86.3	
Wrong	6.1	8.5	10.2	13.1	9.2	
A little bit wrong	1.4	2.7	4.1	5.5	3.2	
Not at all wrong	0.5	0.8	1.5	2.7	1.2	
N of Valid	3899	4496	3818	2777	14990	
N of Miss	654	406	465	373	1898	

Table 235: How wrong do your parents feel it would be for YOU to: smoke tobacco?





Response	6	8	10	12	Total	
Very wrong	95.7	92.9	90.0	84.0	91.2	
Wrong	3.2	5.1	7.1	11.1	6.2	
A little bit wrong	0.9	1.4	1.8	3.1	1.7	
Not at all wrong	0.2	0.6	1.1	1.8	0.8	
N of Valid	3889	4491	3818	2772	14970	
N of Miss	664	411	465	378	1918	

Table 236: How wrong do your parents feel it would be for YOU to: smoke marijuana?





Response	6	8	10	12	Total	
Very wrong	96.6	89.1	82.1	74.8	86.6	
Wrong	2.4	6.3	9.4	11.3	7.0	
A little bit wrong	0.6	3.2	5.1	7.4	3.8	
Not at all wrong	0.4	1.5	3.3	6.5	2.6	
N of Valid	3885	4478	3811	2767	14941	
N of Miss	668	424	472	383	1947	

Table 237: How wrong do your parents feel it would be for YOU to: use prescription drugs not prescribed to you?





Response	6	8	10	12	Total	
Very wrong	96.0	92.4	91.0	89.2	92.4	
Wrong	3.1	5.6	6.7	7.8	5.6	
A little bit wrong	0.6	1.3	1.4	1.8	1.3	
Not at all wrong	0.3	0.6	0.9	1.2	0.7	
N of Valid	3882	4483	3812	2769	14946	
N of Miss	671	419	471	381	1942	

Table 238: How wrong do your parents feel it would be for YOU to: steal something?





Response	6	8	10	12	Total	
Very wrong	88.9	84.3	84.8	85.9	85.9	
Wrong	9.5	12.3	12.2	11.6	11.4	
A little bit wrong	1.3	2.8	2.4	1.7	2.1	
Not at all wrong	0.3	0.6	0.6	0.7	0.5	
N of Valid	3890	4483	3812	2768	14953	
N of Miss	663	419	471	382	1935	

Table 239: How wrong do your parents feel it would be for YOU to: draw graffiti, write things, or draw pictures on buildings or other property (without the owner's permission)?





Response	6	8	10	12	Total	
Very wrong	91.9	86.8	85.6	84.2	87.4	
Wrong	6.3	9.7	10.2	11.4	9.3	
A little bit wrong	1.3	2.9	3.0	3.2	2.6	
Not at all wrong	0.4	0.6	1.2	1.2	0.8	
N of Valid	3886	4490	3815	2771	14962	
N of Miss	667	412	468	379	1926	

Table 240: How wrong do your parents feel it would be for YOU to: pick a fight with someone?





Response	6	8	10	12	Total	
Very wrong	74.1	62.9	65.9	67.1	67.4	
Wrong	18.4	22.9	21.0	21.4	21.0	
A little bit wrong	6.1	11.8	11.1	9.5	9.7	
Not at all wrong	1.4	2.3	2.1	2.1	2.0	
N of Valid	3889	4487	3813	2770	14959	
N of Miss	664	415	470	380	1929	

Table 241: During the past 12 months, have you talked with at least one of your parents about the dangers of underage drinking and/or drinking and driving? By parents, we mean either your biological parents, adoptive parents, stepparents, or adult guardians - whether or not they live with you.



Response	6	8	10	12	Total	
No	46.6	48.8	47.1	50.4	48.1	
Yes	53.4	51.2	52.9	49.6	51.9	
N of Valid	3700	4288	3651	2659	14298	
N of Miss	853	614	632	491	2590	

Table 242: The rules in my family are clear.

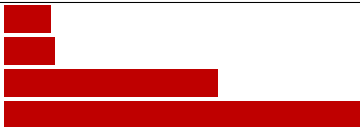
Response	6	8	10	12	Total	
NO!	4.1	4.3	5.6	6.6	5.0	
no	4.9	6.5	5.8	5.3	5.7	
yes	29.4	33.5	34.7	33.2	32.7	
YES!	61.5	55.7	53.9	55.0	56.6	
N of Valid	3819	4449	3786	2758	14812	
N of Miss	734	453	497	392	2076	

Table 243: People in my family have serious arguments about the same things, and often insult or yell at each other.

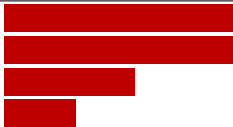
Response	6	8	10	12	Total	
NO!	42.5	33.4	33.0	35.3	36.0	
no	33.5	38.2	36.5	34.7	35.9	
yes	16.8	19.6	19.8	19.4	18.9	
YES!	7.1	8.8	10.7	10.6	9.2	
N of Valid	3813	4443	3796	2768	14820	
N of Miss	740	459	487	382	2068	

Table 244: When I am not at home, one of my parents knows where I am and who I am with.

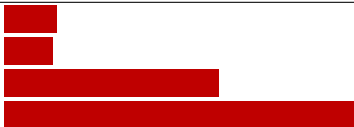
Response	6	8	10	12	Total	
NO!	6.2	5.3	6.2	7.5	6.2	
no	4.4	4.6	5.7	7.3	5.4	
yes	25.9	33.5	36.1	37.2	32.9	
YES!	63.5	56.6	52.0	48.0	55.6	
N of Valid	3821	4453	3789	2764	14827	
N of Miss	732	449	494	386	2061	

Table 245: My family has clear rules about alcohol and drug use.

Response	6	8	10	12	Total	
NO!	6.4	5.7	6.5	7.1	6.3	
no	4.8	7.0	7.5	8.5	6.8	
yes	18.9	25.0	29.3	33.1	26.0	
YES!	69.9	62.3	56.8	51.4	60.8	
N of Valid	3802	4435	3783	2763	14783	
N of Miss	751	467	500	387	2105	

Table 246: If you skipped school would you be caught by your parents?

Response	6	8	10	12	Total	
NO!	6.2	5.6	8.0	11.2	7.4	
no	4.7	8.7	12.4	15.0	9.8	
yes	19.9	26.4	30.5	33.7	27.1	
YES!	69.2	59.3	49.1	40.1	55.7	
N of Valid	3812	4448	3790	2764	14814	
N of Miss	741	454	493	386	2074	

Table 247: My parents ask if I've gotten my homework done.

Response	6	8	10	12	Total	
NO!	6.2	8.1	11.0	15.7	9.7	
no	8.9	14.0	16.4	21.0	14.6	
yes	28.4	33.4	34.6	32.8	32.3	
YES!	56.5	44.6	38.1	30.5	43.4	
N of Valid	3819	4456	3795	2765	14835	
N of Miss	734	446	488	385	2053	

Table 248: Would your parents know if you did not come home on time?





Response	6	8	10	12	Total	
NO!	4.8	5.7	6.5	9.5	6.4	
no	6.5	8.9	8.2	10.1	8.3	
yes	25.0	30.0	32.7	35.5	30.4	
YES!	63.7	55.4	52.6	45.0	54.9	
N of Valid	3820	4460	3794	2769	14843	
N of Miss	733	442	489	381	2045	

Table 249: Do you know how to properly dispose of leftover prescription drugs?



Response	6	8	10	12	Total	
No	80.9	74.1	64.1	58.2	70.3	
Yes	19.1	25.9	35.9	41.8	29.7	
N of Valid	3645	4324	3690	2708	14367	
N of Miss	908	578	593	442	2521	

Table 250: Have any of your brothers or sisters ever: drunk beer, wine or hard liquor (for example, vodka, whiskey or gin)?




Response	6	8	10	12	Total	
No	77.8	64.7	56.5	49.4	63.1	
Yes	17.4	30.7	38.3	45.7	32.0	
I don't have any brothers or sisters	4.8	4.6	5.2	4.9	4.9	
N of Valid	3843	4467	3789	2770	14869	
N of Miss	710	435	494	380	2019	

Table 251: Have any of your brothers or sisters ever: smoked marijuana?




Response	6	8	10	12	Total	
No	90.1	80.3	71.2	62.8	77.2	
Yes	5.2	15.1	23.6	32.2	17.9	
I don't have any brothers or sisters	4.8	4.6	5.3	5.0	4.9	
N of Valid	3829	4458	3785	2761	14833	
N of Miss	724	444	498	389	2055	

Table 252: Have any of your brothers or sisters ever: smoked cigarettes?




Response	6	8	10	12	Total	
No	86.9	81.4	76.4	71.3	79.7	
Yes	8.3	14.1	18.3	23.9	15.5	
I don't have any brothers or sisters	4.7	4.5	5.3	4.9	4.9	
N of Valid	3832	4448	3786	2758	14824	
N of Miss	721	454	497	392	2064	

Table 253: Have any of your brothers or sisters ever: taken a handgun to school?




Response	6	8	10	12	Total	
No	94.7	94.4	93.5	93.7	94.1	
Yes	0.5	1.0	1.1	1.5	1.0	
I don't have any brothers or sisters	4.8	4.6	5.4	4.9	4.9	
N of Valid	3828	4444	3785	2759	14816	
N of Miss	725	458	498	391	2072	

Table 254: Have any of your brothers or sisters ever: been suspended or expelled from school?




Response	6	8	10	12	Total	
No	83.8	78.7	77.6	76.9	79.4	
Yes	11.5	16.8	17.1	18.1	15.7	
I don't have any brothers or sisters	4.8	4.6	5.3	5.0	4.9	
N of Valid	3831	4455	3783	2761	14830	
N of Miss	722	447	500	389	2058	

Table 255: Have any of your brothers or sisters ever: used e-cigarettes, e-cigars or e-hookahs (vaping)?




Response	6	8	10	12	Total	
No	84.0	73.1	68.3	64.5	73.1	
Yes	11.2	22.3	26.6	30.6	22.1	
I don't have any brothers or sisters	4.8	4.6	5.2	4.9	4.9	
N of Valid	3829	4458	3786	2765	14838	
N of Miss	724	444	497	385	2050	

Table 256: Have any of your brothers or sisters ever: used prescription drugs not prescribed to him/her?




Response	6	8	10	12	Total	
No	92.7	90.2	87.7	85.5	89.3	
Yes	2.6	5.1	7.0	9.5	5.8	
I don't have any brothers or sisters	4.8	4.6	5.3	5.0	4.9	
N of Valid	3834	4457	3783	2765	14839	
N of Miss	719	445	500	385	2049	

Table 257: Have you changed homes in the past year (the last 12 months)?



Response	6	8	10	12	Total	
No	74.4	75.3	77.7	78.9	76.3	
Yes	25.6	24.7	22.3	21.1	23.7	
N of Valid	3760	4389	3699	2698	14546	
N of Miss	793	513	584	452	2342	

Table 258: How many times have you changed homes since kindergarten?






Response	6	8	10	12	Total	
Never	35.8	28.2	28.6	27.6	30.2	
1 or 2 times	35.9	35.6	33.1	30.5	34.1	
3 or 4 times	17.7	21.7	20.7	21.8	20.4	
5 or 6 times	5.6	7.7	9.5	11.3	8.3	
7 or more times	5.0	6.8	8.0	8.8	7.0	
N of Valid	3808	4440	3771	2751	14770	
N of Miss	745	462	512	399	2118	

Table 259: Have you changed schools (including changing from elementary to middle and middle to high school) in the past year?



Response	6	8	10	12	Total	
No	39.2	56.5	59.7	77.8	56.8	
Yes	60.8	43.5	40.3	22.2	43.2	
N of Valid	3779	4385	3733	2714	14611	
N of Miss	774	517	550	436	2277	

Table 260: How many times have you changed schools since kindergarten (including changing from elementary to middle and middle to high school)?

Response	6	8	10	12	Total	
Never	23.4	18.1	20.3	23.0	20.9	
1 or 2 times	46.5	33.7	21.7	19.7	31.3	
3 or 4 times	20.6	31.7	36.2	33.9	30.4	
5 or 6 times	6.1	10.3	14.8	15.8	11.4	
7 or more times	3.4	6.2	7.1	7.6	6.0	
N of Valid	3789	4420	3755	2735	14699	
N of Miss	764	482	528	415	2189	

Table 261: Has anyone in your family ever had severe alcohol or drug problems?

Response	6	8	10	12	Total	
No	74.8	66.8	62.0	60.9	66.5	
Yes	25.2	33.2	38.0	39.1	33.5	
N of Valid	3750	4404	3750	2730	14634	
N of Miss	803	498	533	420	2254	

Table 262: About how many adults (over 21) have you known personally who in the past year have: used marijuana, crack, cocaine, or other drugs?

Response	6	8	10	12	Total	
0	83.5	74.9	67.3	59.2	72.3	
1	9.2	12.1	12.9	13.7	11.8	
2	3.5	5.8	8.5	10.2	6.7	
3-4	2.0	3.8	5.7	7.5	4.5	
5	1.8	3.4	5.6	9.5	4.7	
N of Valid	3820	4466	3794	2773	14853	
N of Miss	733	436	489	377	2035	

Table 263: About how many adults (over 21) have you known personally who in the past year have: sold or dealt drugs?






Response	6	8	10	12	Total	
0	92.8	86.5	83.2	77.2	85.5	
1	4.7	6.7	7.8	10.1	7.1	
2	1.4	2.9	4.4	6.1	3.5	
3-4	0.6	2.0	2.3	3.0	1.9	
5	0.6	1.8	2.3	3.6	2.0	
N of Valid	3809	4455	3786	2766	14816	
N of Miss	744	447	497	384	2072	

Table 264: About how many adults (over 21) have you known personally who in the past year have: done other things that could get them in trouble with the police, like stealing, selling stolen goods, mugging or assaulting others, etc.?






Response	6	8	10	12	Total	
0	89.4	82.9	80.8	78.0	83.1	
1	6.4	8.8	9.2	9.4	8.4	
2	1.8	3.7	4.5	5.7	3.8	
3-4	1.4	2.0	2.7	3.0	2.2	
5	1.0	2.6	2.9	3.9	2.5	
N of Valid	3810	4456	3789	2767	14822	
N of Miss	743	446	494	383	2066	

Table 265: About how many adults (over 21) have you known personally who in the past year have: gotten drunk or high?







Response	6	8	10	12	Total	
0	67.5	52.7	46.7	42.0	53.0	
1	16.1	18.4	16.0	13.9	16.4	
2	6.5	10.1	11.7	12.4	10.0	
3-4	4.7	7.8	9.7	10.4	8.0	
5	5.2	11.0	15.9	21.3	12.6	
N of Valid	3783	4437	3763	2732	14715	
N of Miss	770	465	520	418	2173	

Table 266: How honest were you in filling out this survey?

Response	6	8	10	12	Total	
I was very honest	80.0	73.7	71.6	70.2	74.2	
I was honest pretty much of the time	17.6	20.6	21.5	21.8	20.3	
I was honest some of the time	1.9	4.4	5.1	5.8	4.2	
I was honest once in a while	0.5	1.2	1.8	2.2	1.4	
I was not honest at all	0.0	0.0	0.0	0.0	0.0	
N of Valid	3923	4520	3862	2805	15110	
N of Miss	630	382	421	345	1778	