

2014 APNA

Arkansas Prevention Needs Assessment Student Survey



Region 1 Tables

Arkansas Department of Human Services
Division of Behavioral Health Services
Prevention Services

Conducted by International Survey Associates dba Pride Surveys

Contents

1	INTRODUCTION	11
2	PERCENTAGE TABLES	16

List of Tables

1	Sex	17
2	Age	17
3	Are you Hispanic or Latino?	17
4	What is your race? Black or African American	18
5	What is your race? Asian	18
6	What is your race? American Indian	18
7	What is your race? Alaska Native	18
8	What is your race? White	19
9	What is your race? Native Hawaiian or Other Pacific Islander	19
10	What is your race? Other	19
11	What is the highest level of schooling completed by your mother or father?	20
12	Think of where you live most of the time. Which of the following people live there with you? Mother	20
13	Think of where you live most of the time. Which of the following people live there with you? Stepmother	20
14	Think of where you live most of the time. Which of the following people live there with you? Foster Mother	21
15	Think of where you live most of the time. Which of the following people live there with you? Grandmother	21
16	Think of where you live most of the time. Which of the following people live there with you? Aunt	21
17	Think of where you live most of the time. Which of the following people live there with you? Father	21
18	Think of where you live most of the time. Which of the following people live there with you? Stepfather	22
19	Think of where you live most of the time. Which of the following people live there with you? Foster Father	22
20	Think of where you live most of the time. Which of the following people live there with you? Grandfather	22
21	Think of where you live most of the time. Which of the following people live there with you? Uncle	22
22	Think of where you live most of the time. Which of the following people live there with you? Other Adults	23
23	Think of where you live most of the time. Which of the following people live there with you? Brother(s)	23
24	Think of where you live most of the time. Which of the following people live there with you? Stepbrother(s)	23
25	Think of where you live most of the time. Which of the following people live there with you? Sister(s)	23
26	Think of where you live most of the time. Which of the following people live there with you? Stepsister(s)	24

27	Think of where you live most of the time. Which of the following people live there with you? Other Children	24
28	In my school, students have lots of chances to help decide things like class activities and rules.	24
29	Teachers ask me to work on special classroom projects.	24
30	My teacher(s) notices when I am doing a good job and lets me know about it.	25
31	There are lots of chances for students in my school to get involved in sports, clubs, and other school activities outside of class.	25
32	There are lots of chances for students in my school to talk with a teacher one-on-one.	25
33	I feel safe at my school.	26
34	The school lets my parents know when I have done something well.	26
35	My teachers praise me when I work hard in school.	26
36	Are your school grades better than the grades of most students in your class?	27
37	I have lots of chances to be part of class discussions or activities.	27
38	Now thinking back over the past year in school, how often did you: enjoy being in school?	27
39	Now thinking back over the past year in school, how often did you: hate being in school?	28
40	Now thinking back over the past year in school, how often did you: try to do your best work in school?	28
41	How often do you feel that the school work you are assigned is meaningful and important?	28
42	Putting them all together, what were your grades like last year?	29
43	How important do you think the things you are learning in school are going to be for your later life?	29
44	Do your parents care about your skipping or cutting school?	29
45	During the LAST FOUR WEEKS how many whole days of school have you missed because you skipped or 'cut'?	30
46	What are the chances you would be seen as cool if you: smoked cigarettes?	30
47	What are the chances you would be seen as cool if you: worked hard at school?	30
48	What are the chances you would be seen as cool if you: began drinking alcoholic beverages regularly, that is, at least once or twice a month?	31
49	What are the chances you would be seen as cool if you: defended someone who was being bullied?	31
50	What are the chances you would be seen as cool if you: smoked marijuana?	31
51	What are the chances you would be seen as cool if you: carried a handgun?	32

52	What are the chances you would be seen as cool if you: used e-cigarettes, e-cigars or e-hookahs?	32
53	What are the chances you would be seen as cool if you: bullied someone or cyber bullied someone?	32
54	Think of your four best friends (the friends you feel closest to). In the past year (12 months), how many of your best friends have: participated in clubs, organizations or activities at school?	33
55	Think of your four best friends (the friends you feel closest to). In the past year (12 months), how many of your best friends have: smoked cigarettes?	33
56	Think of your four best friends (the friends you feel closest to). In the past year (12 months), how many of your best friends have: tried beer, wine or hard liquor (for example, vodka, whiskey, or gin) when their parents didn't know about it?	33
57	Think of your four best friends (the friends you feel closest to). In the past year (12 months), how many of your best friends have: used e-cigarettes, e-cigars, or e-hookahs?	34
58	Think of your four best friends (the friends you feel closest to). In the past year (12 months), how many of your best friends have: used marijuana?	34
59	Think of your four best friends (the friends you feel closest to). In the past year (12 months), how many of your best friends have: used prescription drugs or non-prescription drugs for the purpose of getting high?	34
60	Think of your four best friends (the friends you feel closest to). In the past year (12 months), how many of your best friends have: used synthetic marijuana (K2, spice) or bath salts?	35
61	Think of your four best friends (the friends you feel closest to). In the past year (12 months), how many of your best friends have: used LSD, cocaine, amphetamines, or other illegal drugs?	35
62	Think of your four best friends (the friends you feel closest to). In the past year (12 months), how many of your best friends have: been bullied?	35
63	Think of your four best friends (the friends you feel closest to). In the past year (12 months), how many of your best friends have: been suspended from school?	36
64	Think of your four best friends (the friends you feel closest to). In the past year (12 months), how many of your best friends have: carried a handgun?	36
65	Think of your four best friends (the friends you feel closest to). In the past year (12 months), how many of your best friends have: sold illegal drugs?	36
66	Think of your four best friends (the friends you feel closest to). In the past year (12 months), how many of your best friends have: regularly attended religious services?	37

67	Think of your four best friends (the friends you feel closest to). In the past year (12 months), how many of your best friends have: stolen or tried to steal a motor vehicle such as a car or motorcycle?	37
68	Think of your four best friends (the friends you feel closest to). In the past year (12 months), how many of your best friends have: been arrested?	37
69	Think of your four best friends (the friends you feel closest to). In the past year (12 months), how many of your best friends have: dropped out of school?	38
70	Think of your four best friends (the friends you feel closest to). In the past year (12 months), how many of your best friends have: been members of a gang?	38
71	How old were you when you first: smoked marijuana?	38
72	How old were you when you first: smoked a cigarette, even just a puff?	39
73	How old were you when you first: had more than a sip or two of beer, wine or hard liquor (for example, vodka, whiskey, or gin)?	39
74	How old were you when you first: began drinking alcoholic beverages regularly, that is, at least once or twice a month?	40
75	How old were you when you first: used Daztrex?	40
76	How old were you when you first: got suspended from school?	41
77	How old were you when you first: got arrested?	41
78	How old were you when you first: carried a handgun?	42
79	How old were you when you first: used e-cigarettes, e-cigars, or e-hookahs?	42
80	How old were you when you first: belonged to a gang?	43
81	How old were you when you first: used prescription drugs not prescribed to you?	43
82	How wrong do you think it is for someone your age to: take a handgun to school?	44
83	How wrong do you think it is for someone your age to: steal anything?	44
84	How wrong do you think it is for someone your age to: pick a fight with someone?	44
85	How wrong do you think it is for someone your age to: attack someone with the idea of seriously hurting them?	45
86	How wrong do you think it is for someone your age to: stay away from school all day when their parents think they are at school?	45
87	How wrong do you think it is for someone your age to: drink beer, wine or hard liquor (for example, vodka, whiskey, or gin) regularly?	45
88	How wrong do you think it is for someone your age to: smoke cigarettes?	46
89	How wrong do you think it is for someone your age to: smoke marijuana?	46

90	How wrong do you think it is for someone your age to: use prescription drugs or non-prescription drugs for the purpose of getting high?	46
91	How wrong do you think it is for someone your age to: use synthetic marijuana (K2, spice) or bath salts?	47
92	How wrong do you think it is for someone your age to: use LSD, cocaine, amphetamines or another illegal drug?	47
93	How wrong do you think it is for someone your age to: use e-cigarettes, e-cigars or e-hookahs?	47
94	At school during the past 12 months, did you receive help from the resource teacher, speech therapist or other special education teacher?	48
95	How many times in the past year (12 months) have you: been suspended from school?	48
96	How many times in the past year (12 months) have you: carried a handgun?	48
97	How many times in the past year (12 months) have you: sold illegal drugs?	49
98	How many times in the past year (12 months) have you: stolen or tried to steal a motor vehicle such as a car or motorcycle?	49
99	How many times in the past year (12 months) have you: participated in clubs, organizations or activities at school?	50
100	How many times in the past year (12 months) have you: been arrested?	50
101	How many times in the past year (12 months) have you: attacked someone with the idea of seriously hurting them?	51
102	How many times in the past year (12 months) have you: been drunk or high at school?	51
103	How many times in the past year (12 months) have you: taken a handgun to school?	52
104	Are you currently on probation, or assigned a probation officer with Juvenile Court?	52
105	Have you ever belonged to a gang?	52
106	If you have ever belonged to a gang, did that gang have a name?	53
107	You are at a party at someone's house, and one of your friends offers you a drink containing alcohol. What would you say or do?	53
108	How often do you attend religious services or activities?	53
109	I think sometimes it's okay to cheat at school.	54
110	It is important to think before you act.	54
111	Sometimes I think that life is not worth it.	54
112	At times I think I am no good at all.	55
113	All in all, I am inclined to think that I am a failure.	55
114	In the past year, have you felt depressed or sad MOST days, even if you felt okay sometimes?	55
115	It is all right to beat up people if they start the fight.	56
116	I think it is okay to take something without asking if you can get away with it.	56

117	Where do you get the most information about living a drug and alcohol free life? Parents/guardians	56
118	Where do you get the most information about living a drug and alcohol free life? Friends	57
119	Where do you get the most information about living a drug and alcohol free life? Family members	57
120	Where do you get the most information about living a drug and alcohol free life? School	57
121	Where do you get the most information about living a drug and alcohol free life? Internet	58
122	Where do you get the most information about living a drug and alcohol free life? TV	58
123	Where do you get the most information about living a drug and alcohol free life? Social media	58
124	How much do you think people risk harming themselves (physically or in other ways) if they: smoked one or more packs of cigarettes per day?	59
125	How much do you think people risk harming themselves (physically or in other ways) if they: try marijuana once or twice?	59
126	How much do you think people risk harming themselves (physically or in other ways) if they: smoke marijuana once or twice a week?	59
127	How much do you think people risk harming themselves (physically or in other ways) if they: take one or two drinks of an alcoholic beverage (beer, wine, liquor) nearly every day?	60
128	How much do you think people risk harming themselves (physically or in other ways) if they: have five or more drinks of an alcoholic beverage once or twice a weekend?	60
129	How much do you think people risk harming themselves (physically or in other ways) if they: use prescription drugs that are not prescribed to them?	60
130	How much do you think people risk harming themselves (physically or in other ways) if they: use non-prescription drugs to get high?	61
131	How much do you think people risk harming themselves (physically or in other ways) if they: use e-cigarettes, e-cigars, or e-hookahs?	61
132	Have you ever used smokeless tobacco (chew, snuff, plug, dipping tobacco, or chewing tobacco)?	61
133	How often have you used smokeless tobacco during the past 30 days?	62
134	Have you ever smoked cigarettes?	62
135	How frequently have you smoked cigarettes during the past 30 days?	62
136	Which statement best describes rules about smoking inside your home or your family cars?	63
137	Have you ever used e-cigarettes, e-cigars, or e-hookahs?	63
138	How frequently have you used e-cigarettes, e-cigars, or e-hookahs?	64
139	During this school year, were you taught in any of your classes about the dangers of tobacco use?	64

140	During the past 12 months, have you participated in any community activities to discourage people your age from using cigarettes, chewing tobacco, snuff, dip or cigars, e-cigarettes, e-cigars, or e-hookahs?	64
141	Think back over the last two weeks. How many times have you had five or more alcoholic drinks in a row?	65
142	During the past 30 days, how many times did you ride in a car or other vehicle driven by someone who had been drinking alcohol or using drugs to get high?	65
143	During the past 30 days, how many times did you drive a car or other vehicle when you had been drinking alcohol or using drugs to get high?	65
144	If you drank alcohol (not just a sip or taste) in the past year, how did you usually get it?	66
145	If you drank alcohol (not just a sip or taste) in the past year, where did you usually drink it?	66
146	How do you feel about someone your age having one or two drinks of an alcoholic beverage nearly every day?	67
147	On how many occasions have you had alcoholic beverages (beer, wine or hard liquor) to drink in your lifetime - more than just a few sips?	67
148	On how many occasions have you drunk one or more drinks of an alcoholic beverage during the past 30 days?	67
149	On how many occasions have you used marijuana (grass, pot) or hashish (hash, hash oil) in your lifetime?	68
150	On how many occasions have you used marijuana (grass, pot) or hashish (hash, hash oil) during the past 30 days?	68
151	On how many occasions have you used LSD or other psychedelics in your lifetime?	68
152	On how many occasions have you used LSD or other psychedelics during the past 30 days?	69
153	On how many occasions have you used cocaine or crack in your lifetime?	69
154	On how many occasions have you used cocaine or crack during the past 30 days?	69
155	On how many occasions have you sniffed glue, breathed the contents of an aerosol spray can, or inhaled other gases or sprays, in order to get high in your lifetime?	70
156	On how many occasions have you sniffed glue, breathed the contents of an aerosol spray can, or inhaled other gases or sprays, in order to get high during the past 30 days?	70
157	On how many occasions have you used Daztrex in your lifetime?	71
158	On how many occasions have you used Daztrex during the past 30 days?	71
159	On how many occasions have you used synthetic marijuana (K2, spice) in your lifetime?	71

160	On how many occasions have you used synthetic marijuana (K2, spice) during the past 30 days?	72
161	On how many occasions have you used methamphetamines (meth, speed, crank, crystal meth) in your lifetime?	72
162	On how many occasions have you used methamphetamines (meth, speed, crank, crystal meth) in the past 30 days?	72
163	On how many occasions have you used other chemical products (bath salts, plant food, etc.) in your lifetime?	73
164	On how many occasions have you used other chemical products (bath salts, plant food, etc.) during the past 30 days?	73
165	On how many occasions have you used heroin or other opiates in your lifetime?	73
166	On how many occasions have you used heroin or other opiates during the past 30 days?	74
167	On how many occasions have you used MDMA ('X', 'E', or ecstasy) in your lifetime?	74
168	On how many occasions have you used MDMA ('X', 'E', or ecstasy) during the past 30 days?	74
169	On how many occasions have you taken prescription drugs (such as Valium, Xanax, Ritalin, Adderall, OxyContin, Darvocet, or sleeping pills) not prescribed to you in your lifetime?	75
170	On how many occasions have you taken prescription drugs (such as Valium, Xanax, Ritalin, Adderall, OxyContin, Darvocet, or sleeping pills) not prescribed to you during the past 30 days?	75
171	On how many occasions have you taken non-prescription medicines such as diet pills (for example, Dietac, Dexatrim or Prolamine), stay-awake pills (for example No-Doz, Vivarin, or Wake), or cough or cold medicines (robos, DXM, etc.) to get high in your lifetime?	76
172	On how many occasions have you taken non-prescription medicines such as diet pills (for example, Dietac, Dexatrim or Prolamine), stay-awake pills (for example No-Doz, Vivarin, or Wake), or cough or cold medicines (robos, DXM, etc.) to get high during the past 30 days?	76
173	On how many occasions have you been drunk or very high from drinking alcoholic beverages during the past 30 days?	77
174	On how many occasions have you drunk flavored alcoholic beverages, sometimes called 'alcopops' (like Mike's Hard Lemonade, Smirnoff Ice, Bacardi Breezers, etc.) in your lifetime?	77
175	On how many occasions have you drunk flavored alcoholic beverages, sometimes called 'alcopops' (like Mike's Hard Lemonade, Smirnoff Ice, Bacardi Breezers, etc.) during the past 30 days?	78
176	If you used prescription drugs or over the counter drugs without a doctor telling you to use it or for the purpose of getting high, where did you get these drugs? - Did not use	78

177	If you used prescription drugs or over the counter drugs without a doctor telling you to use it or for the purpose of getting high, where did you get these drugs? - Bought or took from store or shop	78
178	If you used prescription drugs or over the counter drugs without a doctor telling you to use it or for the purpose of getting high, where did you get these drugs? - Got from parents with permission	79
179	If you used prescription drugs or over the counter drugs without a doctor telling you to use it or for the purpose of getting high, where did you get these drugs? - Got from home without permission	79
180	If you used prescription drugs or over the counter drugs without a doctor telling you to use it or for the purpose of getting high, where did you get these drugs? - Got from relative with permission	79
181	If you used prescription drugs or over the counter drugs without a doctor telling you to use it or for the purpose of getting high, where did you get these drugs? - Got from relative without permission	79
182	If you used prescription drugs or over the counter drugs without a doctor telling you to use it or for the purpose of getting high, where did you get these drugs? - Got from friend's home with permission	80
183	If you used prescription drugs or over the counter drugs without a doctor telling you to use it or for the purpose of getting high, where did you get these drugs? - Got from friend's home without permission	80
184	If you used prescription drugs or over the counter drugs without a doctor telling you to use it or for the purpose of getting high, where did you get these drugs? - Got from friend at school	80
185	If you used prescription drugs or over the counter drugs without a doctor telling you to use it or for the purpose of getting high, where did you get these drugs? - Got from friend at party	80
186	If you used prescription drugs or over the counter drugs without a doctor telling you to use it or for the purpose of getting high, where did you get these drugs? - Got from friend, elsewhere	81
187	If you used prescription drugs or over the counter drugs without a doctor telling you to use it or for the purpose of getting high, where did you get these drugs? - Got from internet sale	81
188	During the last month, about how many marijuana cigarettes, or the equivalent, did you smoke a day, on the average?	81
189	How wrong do your friends feel it would be for YOU to: have one or two drinks of an alcoholic beverage nearly every day?	82
190	How wrong do your friends feel it would be for YOU to: smoke tobacco?	82
191	How wrong do your friends feel it would be for YOU to: smoke marijuana?	82
192	How wrong do your friends feel it would be for YOU to: use prescription drugs not prescribed to you?	83
193	How wrong would most adults (over 21) in your neighborhood think it is for kids your age: to use marijuana?	83

194	How wrong would most adults (over 21) in your neighborhood think it is for kids your age: to drink alcohol?	83
195	How wrong would most adults (over 21) in your neighborhood think it is for kids your age: to smoke cigarettes?	84
196	How much do each of the following statements describe your neighborhood? crime and/or drug selling	84
197	How much do each of the following statements describe your neighborhood? fights	84
198	How much do each of the following statements describe your neighborhood? lots of empty or abandoned buildings	85
199	How much do each of the following statements describe your neighborhood? lots of graffiti	85
200	I feel safe in my neighborhood.	85
201	If a kid smoked marijuana in your neighborhood would he or she be caught by the police?	86
202	If a kid drank some beer, wine or hard liquor (for example, vodka, whiskey, or gin) in your neighborhood would he or she be caught by the police?	86
203	If a kid carried a handgun in your neighborhood would he or she be caught by the police?	86
204	If you wanted to get some cigarettes, how easy would it be for you to get some?	87
205	If you wanted to get some beer, wine or hard liquor (for example, vodka, whiskey, or gin), how easy would it be for you to get some?	87
206	If you wanted to get a drug like cocaine, LSD, or amphetamines, how easy would it be for you to get some?	87
207	If you wanted to get a handgun, how easy would it be for you to get one?	88
208	If you wanted to get some marijuana, how easy would it be for you to get some?	88
209	If you wanted to get prescription drugs for the purpose of getting high, how easy would it be for you to get some?	88
210	If you wanted to get synthetic marijuana such as K2 or chemical products such as bath salts to get high, how easy would it be for you to get some?	89
211	If you wanted to get steroids to use or to enhance athletic performance, how easy would it be for you to get some?	89
212	If you wanted to get e-cigarettes, e-cigars, or e-hookahs, how easy would it be for you to get some?	89
213	During the past 12 months, have you participated in any alcohol prevention programs or seen any alcohol prevention messages in your school or community? Yes, a school-based program focused on preventing underage drinking and/or drinking and driving.	90

214	During the past 12 months, have you participated in any alcohol prevention programs or seen any alcohol prevention messages in your school or community? Yes, a community-based program focused on preventing underage drinking and/or drinking and driving (for example, through your church or temple or through youth groups like Boys and Girls Club or 4-H).	90
215	During the past 12 months, have you participated in any alcohol prevention programs or seen any alcohol prevention messages in your school or community? Yes, a media campaign addressing underage drinking and/or drinking and driving (for example, newspaper ads, posters, pamphlets, radio, TV).	90
216	During the past 12 months, have you participated in any alcohol prevention programs or seen any alcohol prevention messages in your school or community? No	90
217	How wrong do your parents feel it would be for YOU to: have one or two drinks of an alcoholic beverage nearly every day?	91
218	How wrong do your parents feel it would be for YOU to: smoke tobacco?	91
219	How wrong do your parents feel it would be for YOU to: smoke marijuana?	91
220	How wrong do your parents feel it would be for YOU to: use prescription drugs not prescribed to you?	92
221	How wrong do your parents feel it would be for YOU to: steal something worth more than \$5?	92
222	How wrong do your parents feel it would be for YOU to: draw graffiti, write things, or draw pictures on buildings or other property (without the owner's permission)?	92
223	How wrong do your parents feel it would be for YOU to: pick a fight with someone?	93
224	During the past 12 months, have you talked with at least one of your parents about the dangers of underage drinking and/or drinking and driving? By parents, we mean either your biological parents, adoptive parents, stepparents, or adult guardians - whether or not they live with you.	93
225	The rules in my family are clear.	93
226	People in my family have serious arguments about the same things, and often insult or yell at each other.	94
227	When I am not at home, one of my parents knows where I am and who I am with.	94
228	My family has clear rules about alcohol and drug use.	94
229	If you skipped school would you be caught by your parents?	95
230	My parents ask if I've gotten my homework done.	95
231	Would your parents know if you did not come home on time?	95
232	Do you know how to properly dispose of leftover prescription drugs?	96

233	Have any of your brothers or sisters ever: drunk beer, wine or hard liquor (for example, vodka, whiskey or gin)?	96
234	Have any of your brothers or sisters ever: smoked marijuana?	96
235	Have any of your brothers or sisters ever: smoked cigarettes?	96
236	Have any of your brothers or sisters ever: taken a handgun to school? .	97
237	Have any of your brothers or sisters ever: been suspended or expelled from school?	97
238	Have any of your brothers or sisters ever: used e-cigarettes, e-cigars or e-hookahs?	97
239	Have any of your brothers or sisters ever: used prescription drugs not prescribed to him/her?	97
240	Have you changed homes in the past year (the last 12 months)? . .	98
241	How many times have you changed homes since kindergarten? . . .	98
242	Have you changed schools (including changing from elementary to middle and middle to high school) in the past year?	98
243	How many times have you changed schools since kindergarten (including changing from elementary to middle and middle to high school)?	99
244	Has anyone in your family ever had severe alcohol or drug problems? .	99
245	About how many adults (over 21) have you known personally who in the past year have: used marijuana, crack, cocaine, or other drugs? .	99
246	About how many adults (over 21) have you known personally who in the past year have: sold or dealt drugs?	100
247	About how many adults (over 21) have you known personally who in the past year have: done other things that could get them in trouble with the police, like stealing, selling stolen goods, mugging or assaulting others, etc.?	100
248	About how many adults (over 21) have you known personally who in the past year have: gotten drunk or high?	100
249	Have you seen or heard information about underage drinking in the past 12 months from the following sources? Radio	101
250	Have you seen or heard information about underage drinking in the past 12 months from the following sources? TV.	101
251	Have you seen or heard information about underage drinking in the past 12 months from the following sources? Print. This includes information on underage drinking you may have seen in the newspaper, on a billboard, in pamphlets, on stickers, etc.	101
252	Have you seen or heard information about underage drinking in the past 12 months from the following sources? Website or social media? (Facebook, Myspace, website, etc.)	101
253	The next questions ask about your opinions of the information you saw or heard. If you have seen or heard more than one ad, please think about your favorite ad when answering these questions. The information about underage drinking that I saw or heard was convincing.	102

254	The next questions ask about your opinions of the information you saw or heard. If you have seen or heard more than one ad, please think about your favorite ad when answering these questions. The information about underage drinking that I saw or heard grabbed my attention.	102
255	The next questions ask about your opinions of the information you saw or heard. If you have seen or heard more than one ad, please think about your favorite ad when answering these questions. The information about underage drinking that I saw or heard said something important to me.	102
256	The next questions ask about your opinions of the information you saw or heard. If you have seen or heard more than one ad, please think about your favorite ad when answering these questions. Seeing or hearing this information about underage drinking made me want to stop or decrease my drinking.	103
257	How honest were you in filling out this survey?	103

List of Figures

1	Grade Chart	12
2	Gender Chart	13
3	Age Chart	14
4	Ethnic Origin Chart	15

1 INTRODUCTION

This report was generated from data collected on the *2014 Arkansas Prevention Needs Assessment Student Survey*. This report contains basic frequency tables of all data collected and graphs on the selected demographic variables of grade, gender, age and ethnic origin. The graph on ethnic origin is represented as a bar chart rather than as a pie chart. This is because students were allowed to mark more than one response for ethnic origin as opposed to being allowed to mark only one response. The bars represent the percent of students who marked each of the ethnic categories.

Questions regarding the information found in this report can be directed to:

Pride Surveys

160 Vanderbilt Court
Bowling Green, KY 42103
1-800-279-6361
www.pridesurveys.com

Grade Chart

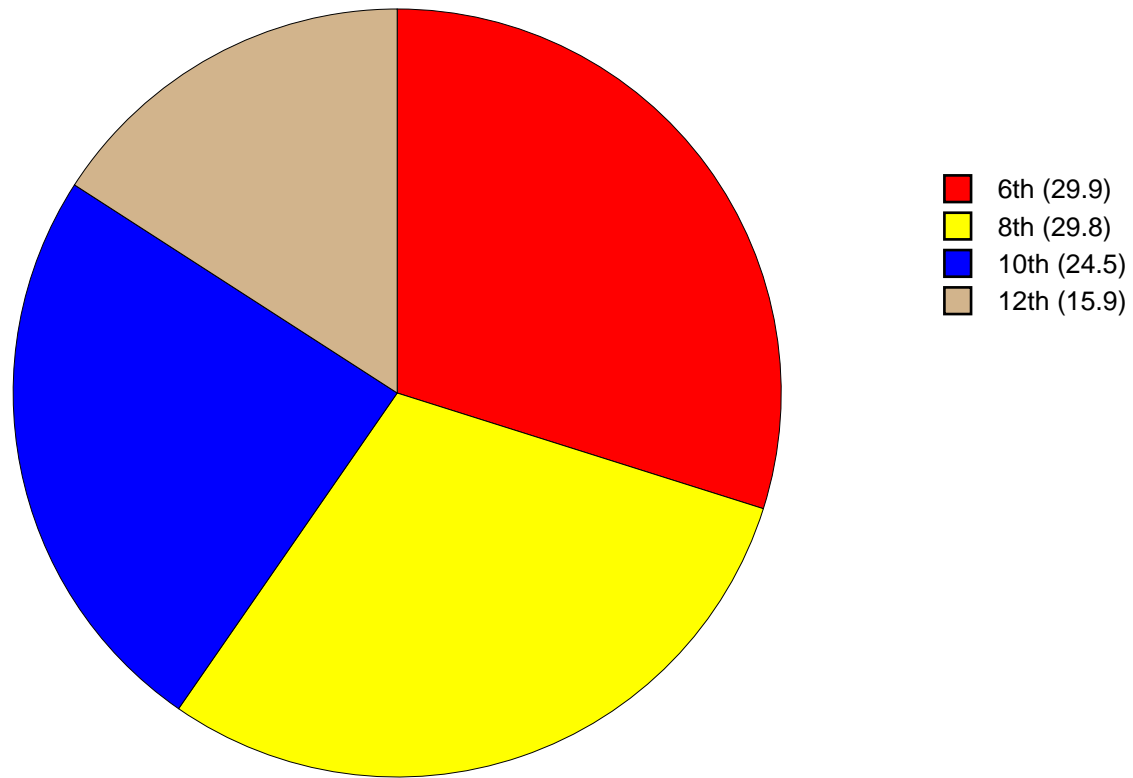


Figure 1: Grade Chart

Gender Chart

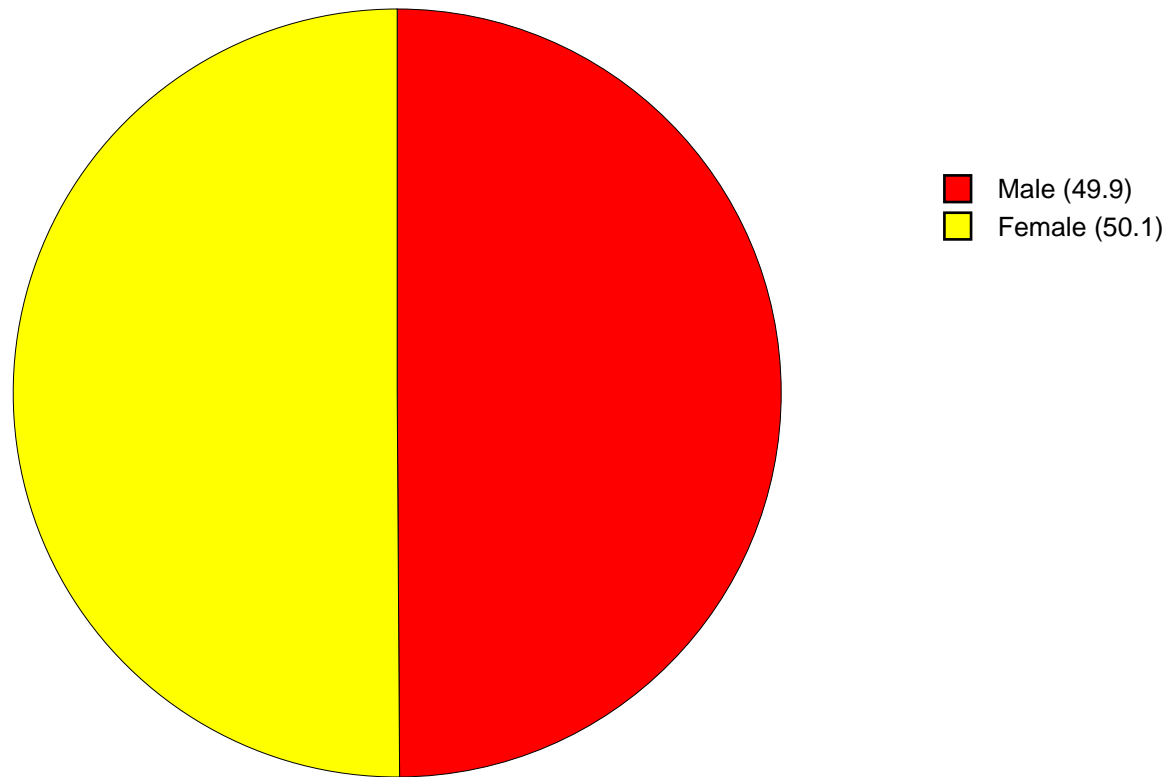


Figure 2: Gender Chart

Age Chart

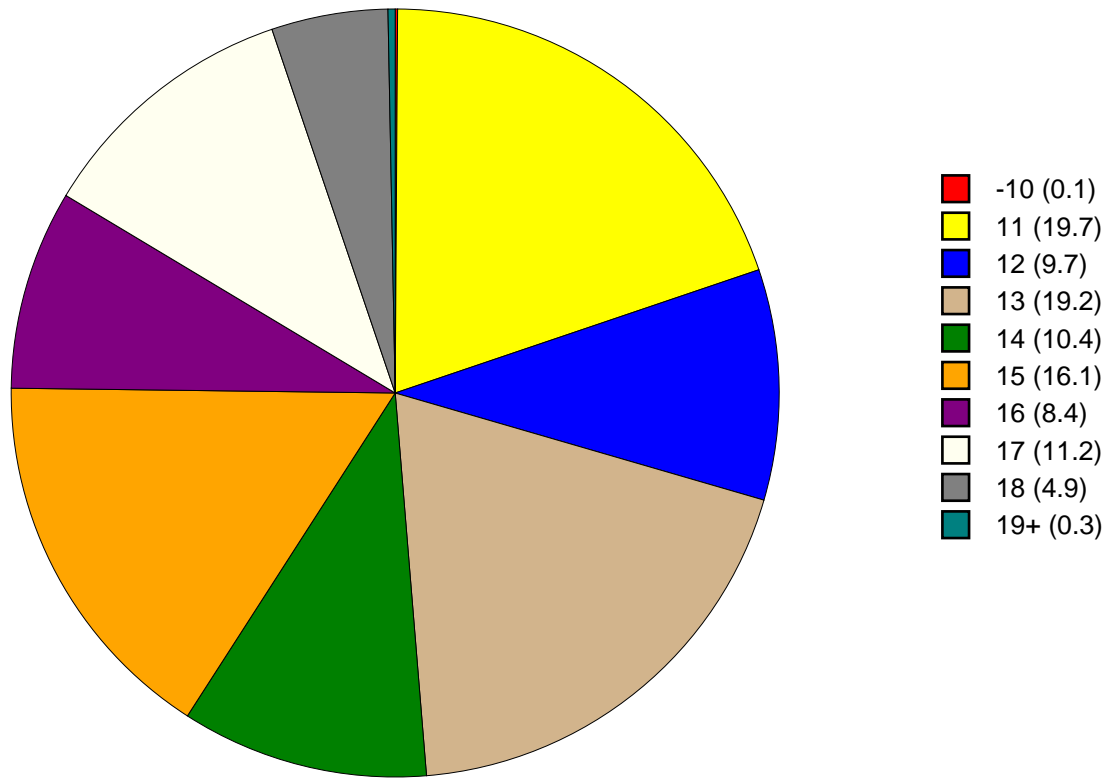


Figure 3: Age Chart

Ethnic Origin Chart

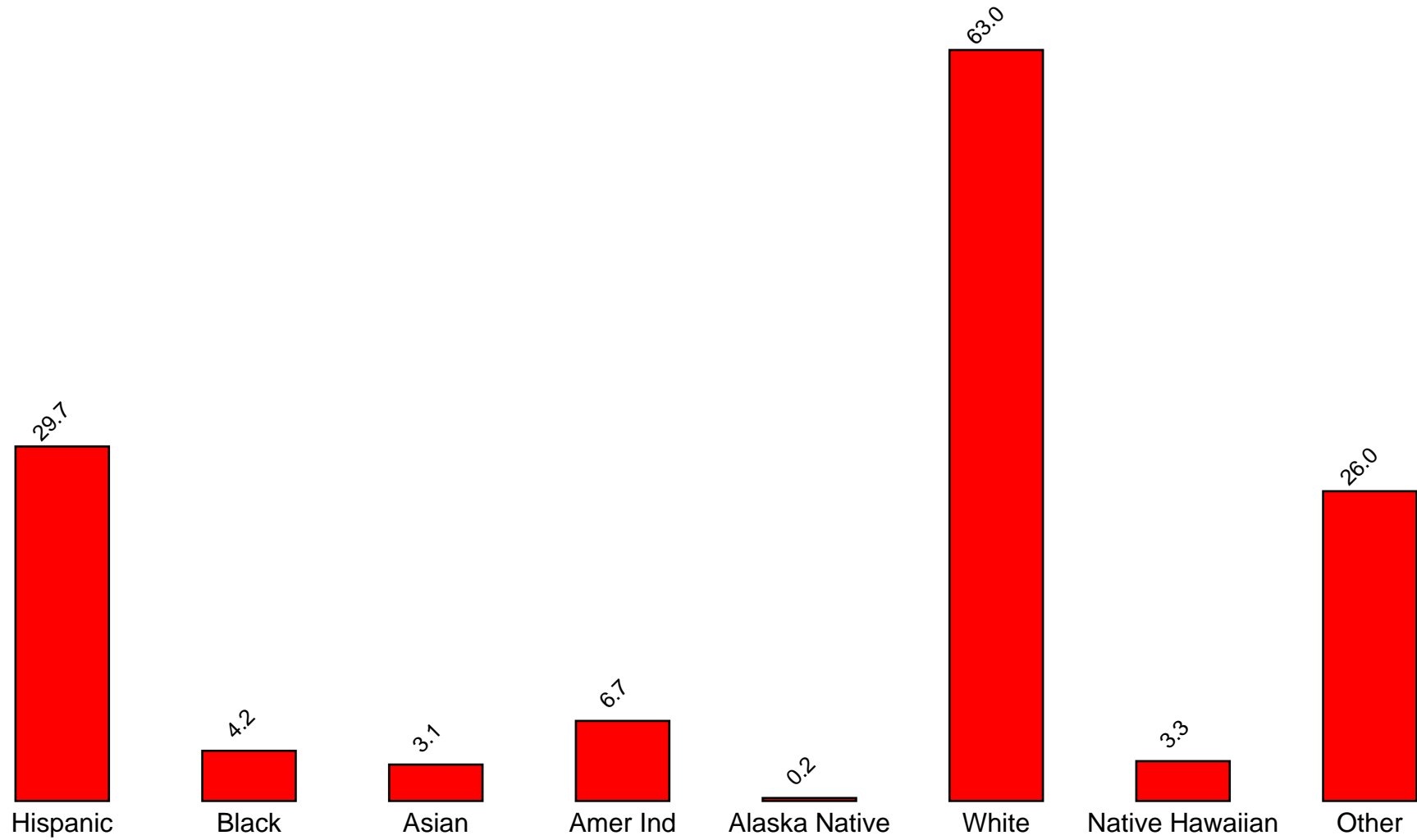


Figure 4: Ethnic Origin Chart

2 PERCENTAGE TABLES

The following tables contain frequency distribution detailing how your students responded to each question on the survey. The tables appear in the same order as the questions on the survey. The tables include breakdowns by grade level as well as overall percentages. The *N of Valid* row is a frequency count of the number of valid responses to each question for each grade and overall. The *N of Miss* row is a frequency count of the number of invalid (marked more than one response) or missing (i.e. did not respond) responses to each question for each grade and overall.

For the questions that allowed more than one response (i.e. race, live with, etc.) each response becomes a separate table. If a student did not mark the response, that was counted as a NO response, and if they did mark the response, that was counted as a YES response. Since a non response is a valid response for these questions, the *N of Miss* will always be zero for these questions.

Table 1: Sex



Response	6	8	10	12	Total	
Male	50.8	51.0	49.4	46.8	49.9	
Female	49.2	49.0	50.6	53.2	50.1	
N of Valid	4231	4222	3482	2256	14191	
N of Miss	40	28	16	10	94	

Table 2: Age











Response	6	8	10	12	Total	
10 or younger	0.4	0.0	0.0	0.0	0.1	
11	66.1	0.0	0.0	0.0	19.7	
12	32.0	0.5	0.0	0.0	9.7	
13	1.5	63.1	0.0	0.0	19.2	
14	0.1	34.5	0.5	0.0	10.4	
15	0.0	1.9	63.2	0.0	16.1	
16	0.0	0.0	33.4	1.2	8.4	
17	0.0	0.0	2.6	66.5	11.2	
18	0.0	0.0	0.3	30.5	4.9	
19 or older	0.0	0.0	0.0	1.9	0.3	
N of Valid	4248	4238	3485	2259	14230	
N of Miss	23	12	13	7	55	

Table 3: Are you Hispanic or Latino?



Response	6	8	10	12	Total	
No	68.0	70.1	71.3	73.1	70.3	
Yes	32.0	29.9	28.7	26.9	29.7	
N of Valid	4053	4170	3449	2257	13929	
N of Miss	218	80	49	9	356	

Table 4: What is your race? Black or African American



Response	6	8	10	12	Total	
No	95.8	95.2	96.1	96.5	95.8	
Yes	4.2	4.8	3.9	3.5	4.2	
N of Valid	4271	4250	3498	2266	14285	
N of Miss	0	0	0	0	0	

Table 5: What is your race? Asian



Response	6	8	10	12	Total	
No	97.1	97.2	96.8	96.4	96.9	
Yes	2.9	2.8	3.2	3.6	3.1	
N of Valid	4271	4250	3498	2266	14285	
N of Miss	0	0	0	0	0	

Table 6: What is your race? American Indian



Response	6	8	10	12	Total	
No	91.2	93.4	94.5	95.2	93.3	
Yes	8.8	6.6	5.5	4.8	6.7	
N of Valid	4271	4250	3498	2266	14285	
N of Miss	0	0	0	0	0	

Table 7: What is your race? Alaska Native



Response	6	8	10	12	Total	
No	99.9	99.6	99.8	99.7	99.8	
Yes	0.1	0.4	0.2	0.3	0.2	
N of Valid	4271	4250	3498	2266	14285	
N of Miss	0	0	0	0	0	

Table 8: What is your race? White



Response	6	8	10	12	Total	
No	41.4	37.1	36.0	30.1	37.0	
Yes	58.6	62.9	64.0	69.9	63.0	
N of Valid	4271	4250	3498	2266	14285	
N of Miss	0	0	0	0	0	

Table 9: What is your race? Native Hawaiian or Other Pacific Islander



Response	6	8	10	12	Total	
No	96.4	96.4	96.3	98.2	96.7	
Yes	3.6	3.6	3.7	1.8	3.3	
N of Valid	4271	4250	3498	2266	14285	
N of Miss	0	0	0	0	0	

Table 10: What is your race? Other



Response	6	8	10	12	Total	
No	68.2	74.4	76.2	80.8	74.0	
Yes	31.8	25.6	23.8	19.2	26.0	
N of Valid	4271	4250	3498	2266	14285	
N of Miss	0	0	0	0	0	

Table 11: What is the highest level of schooling completed by your mother or father?









Response	6	8	10	12	Total	
Completed grade school or less	3.5	4.1	4.1	6.5	4.3	
Some high school	4.8	7.7	12.0	15.6	9.2	
Completed high school	11.7	14.6	17.9	19.3	15.3	
Some college	7.8	11.6	14.4	15.6	11.8	
Completed college	20.6	20.2	24.2	22.2	21.6	
Graduate or professional school after college	9.4	12.3	12.5	11.9	11.4	
Don't know	40.5	27.7	12.9	6.6	24.4	
Does not apply	1.8	1.8	2.1	2.2	1.9	
N of Valid	4072	4189	3453	2245	13959	
N of Miss	199	61	45	21	326	

Table 12: Think of where you live most of the time. Which of the following people live there with you? Mother



Response	6	8	10	12	Total	
No	10.0	10.8	13.4	14.8	11.8	
Yes	90.0	89.2	86.6	85.2	88.2	
N of Valid	4271	4250	3498	2266	14285	
N of Miss	0	0	0	0	0	

Table 13: Think of where you live most of the time. Which of the following people live there with you? Stepmother



Response	6	8	10	12	Total	
No	95.2	94.9	93.9	93.7	94.6	
Yes	4.8	5.1	6.1	6.3	5.4	
N of Valid	4271	4250	3498	2266	14285	
N of Miss	0	0	0	0	0	

Table 14: Think of where you live most of the time. Which of the following people live there with you? Foster Mother

Response	6	8	10	12	Total	
No	99.6	99.6	99.6	99.6	99.6	
Yes	0.4	0.4	0.4	0.4	0.4	
N of Valid	4271	4250	3498	2266	14285	
N of Miss	0	0	0	0	0	

Table 15: Think of where you live most of the time. Which of the following people live there with you? Grandmother

Response	6	8	10	12	Total	
No	89.7	90.4	92.7	93.6	91.3	
Yes	10.3	9.6	7.3	6.4	8.7	
N of Valid	4271	4250	3498	2266	14285	
N of Miss	0	0	0	0	0	

Table 16: Think of where you live most of the time. Which of the following people live there with you? Aunt

Response	6	8	10	12	Total	
No	93.9	95.4	96.2	97.0	95.4	
Yes	6.1	4.6	3.8	3.0	4.6	
N of Valid	4271	4250	3498	2266	14285	
N of Miss	0	0	0	0	0	

Table 17: Think of where you live most of the time. Which of the following people live there with you? Father

Response	6	8	10	12	Total	
No	30.7	34.4	36.0	36.5	34.0	
Yes	69.3	65.6	64.0	63.5	66.0	
N of Valid	4271	4250	3498	2266	14285	
N of Miss	0	0	0	0	0	

Table 18: Think of where you live most of the time. Which of the following people live there with you? Stepfather



Response	6	8	10	12	Total	
No	86.7	85.7	85.9	87.3	86.3	
Yes	13.3	14.3	14.1	12.7	13.7	
N of Valid	4271	4250	3498	2266	14285	
N of Miss	0	0	0	0	0	

Table 19: Think of where you live most of the time. Which of the following people live there with you? Foster Father



Response	6	8	10	12	Total	
No	99.7	99.7	99.6	99.6	99.7	
Yes	0.3	0.3	0.4	0.4	0.3	
N of Valid	4271	4250	3498	2266	14285	
N of Miss	0	0	0	0	0	

Table 20: Think of where you live most of the time. Which of the following people live there with you? Grandfather



Response	6	8	10	12	Total	
No	93.3	94.5	95.3	96.2	94.6	
Yes	6.7	5.5	4.7	3.8	5.4	
N of Valid	4271	4250	3498	2266	14285	
N of Miss	0	0	0	0	0	

Table 21: Think of where you live most of the time. Which of the following people live there with you? Uncle



Response	6	8	10	12	Total	
No	93.0	94.4	95.6	97.2	94.7	
Yes	7.0	5.6	4.4	2.8	5.3	
N of Valid	4271	4250	3498	2266	14285	
N of Miss	0	0	0	0	0	

Table 22: Think of where you live most of the time. Which of the following people live there with you? Other Adults



Response	6	8	10	12	Total	
No	97.6	97.3	97.7	97.2	97.5	
Yes	2.4	2.7	2.3	2.8	2.5	
N of Valid	4271	4250	3498	2266	14285	
N of Miss	0	0	0	0	0	

Table 23: Think of where you live most of the time. Which of the following people live there with you? Brother(s)



Response	6	8	10	12	Total	
No	44.7	47.2	51.1	56.9	48.9	
Yes	55.3	52.8	48.9	43.1	51.1	
N of Valid	4271	4250	3498	2266	14285	
N of Miss	0	0	0	0	0	

Table 24: Think of where you live most of the time. Which of the following people live there with you? Stepbrother(s)



Response	6	8	10	12	Total	
No	94.5	94.4	95.5	97.2	95.2	
Yes	5.5	5.6	4.5	2.8	4.8	
N of Valid	4271	4250	3498	2266	14285	
N of Miss	0	0	0	0	0	

Table 25: Think of where you live most of the time. Which of the following people live there with you? Sister(s)



Response	6	8	10	12	Total	
No	47.6	48.5	52.5	58.0	50.7	
Yes	52.4	51.5	47.5	42.0	49.3	
N of Valid	4271	4250	3498	2266	14285	
N of Miss	0	0	0	0	0	

Table 26: Think of where you live most of the time. Which of the following people live there with you? Stepsister(s)

Response	6	8	10	12	Total	
No	95.4	94.8	95.8	97.0	95.6	
Yes	4.6	5.2	4.2	3.0	4.4	
N of Valid	4271	4250	3498	2266	14285	
N of Miss	0	0	0	0	0	

Table 27: Think of where you live most of the time. Which of the following people live there with you? Other Children

Response	6	8	10	12	Total	
No	95.0	95.3	95.5	94.2	95.1	
Yes	5.0	4.7	4.5	5.8	4.9	
N of Valid	4271	4250	3498	2266	14285	
N of Miss	0	0	0	0	0	

Table 28: In my school, students have lots of chances to help decide things like class activities and rules.

Response	6	8	10	12	Total	
NO!	6.8	7.9	9.0	13.4	8.7	
no	33.4	32.7	30.5	32.9	32.4	
yes	51.8	51.5	49.9	41.5	49.6	
YES!	8.0	7.9	10.7	12.1	9.3	
N of Valid	4152	4200	3463	2243	14058	
N of Miss	119	50	35	23	227	

Table 29: Teachers ask me to work on special classroom projects.

Response	6	8	10	12	Total	
NO!	8.1	7.7	8.0	8.3	8.0	
no	37.4	40.1	43.6	38.7	40.0	
yes	42.1	43.7	42.2	45.5	43.1	
YES!	12.3	8.5	6.1	7.4	8.9	
N of Valid	4161	4200	3449	2244	14054	
N of Miss	110	50	49	22	231	

Table 30: My teacher(s) notices when I am doing a good job and lets me know about it.

Response	6	8	10	12	Total	
NO!	3.1	5.5	7.5	7.1	5.5	
no	17.3	22.8	27.6	25.5	22.7	
yes	51.8	51.8	50.8	53.3	51.8	
YES!	27.9	19.9	14.1	14.1	20.0	
N of Valid	4191	4190	3459	2237	14077	
N of Miss	80	60	39	29	208	

Table 31: There are lots of chances for students in my school to get involved in sports, clubs, and other school activities outside of class.

Response	6	8	10	12	Total	
NO!	2.0	2.0	2.2	2.5	2.1	
no	7.7	6.6	6.1	6.3	6.8	
yes	36.2	38.3	39.9	42.9	38.8	
YES!	54.1	53.0	51.8	48.3	52.3	
N of Valid	4202	4204	3466	2244	14116	
N of Miss	69	46	32	22	169	

Table 32: There are lots of chances for students in my school to talk with a teacher one-on-one.

Response	6	8	10	12	Total	
NO!	2.8	3.6	4.3	3.9	3.6	
no	15.6	19.5	20.1	18.0	18.2	
yes	51.2	50.7	53.2	54.0	52.0	
YES!	30.4	26.2	22.4	24.1	26.2	
N of Valid	4167	4203	3452	2235	14057	
N of Miss	104	47	46	31	228	

Table 33: I feel safe at my school.





Response	6	8	10	12	Total	
NO!	2.7	3.7	4.6	4.2	3.7	
no	7.6	10.3	12.8	10.4	10.1	
yes	38.5	52.9	59.7	59.8	51.4	
YES!	51.2	33.1	22.9	25.7	34.8	
N of Valid	4187	4190	3451	2241	14069	
N of Miss	84	60	47	25	216	

Table 34: The school lets my parents know when I have done something well.





Response	6	8	10	12	Total	
NO!	8.8	13.9	21.6	23.8	15.9	
no	31.8	42.8	48.0	49.8	42.0	
yes	40.8	33.0	25.3	21.2	31.5	
YES!	18.5	10.3	5.1	5.1	10.6	
N of Valid	4129	4173	3440	2232	13974	
N of Miss	142	77	58	34	311	

Table 35: My teachers praise me when I work hard in school.





Response	6	8	10	12	Total	
NO!	10.0	11.8	14.1	11.3	11.8	
no	30.8	38.3	43.1	42.4	38.0	
yes	45.2	40.8	37.1	38.5	40.8	
YES!	14.0	9.0	5.6	7.8	9.4	
N of Valid	4081	4161	3442	2233	13917	
N of Miss	190	89	56	33	368	

Table 36: Are your school grades better than the grades of most students in your class?

Response	6	8	10	12	Total	
NO!	6.1	5.5	6.3	5.6	5.9	
no	29.6	29.1	33.0	27.1	29.9	
yes	47.6	48.7	46.7	49.7	48.0	
YES!	16.7	16.7	14.1	17.6	16.2	
N of Valid	4089	4187	3442	2228	13946	
N of Miss	182	63	56	38	339	

Table 37: I have lots of chances to be part of class discussions or activities.

Response	6	8	10	12	Total	
NO!	2.8	2.7	3.2	2.5	2.8	
no	12.1	12.4	14.5	14.6	13.2	
yes	49.6	58.6	63.3	63.7	57.9	
YES!	35.4	26.3	19.0	19.2	26.1	
N of Valid	4198	4203	3466	2235	14102	
N of Miss	73	47	32	31	183	

Table 38: Now thinking back over the past year in school, how often did you: enjoy being in school?

Response	6	8	10	12	Total	
Never	4.2	5.1	8.1	9.0	6.2	
Seldom	8.3	11.9	15.9	17.8	12.7	
Sometimes	30.9	35.7	40.4	38.9	35.9	
Often	28.6	31.4	26.6	26.6	28.6	
Almost always	28.1	15.9	9.0	7.7	16.6	
N of Valid	4215	4212	3465	2231	14123	
N of Miss	56	38	33	35	162	

Table 39: Now thinking back over the past year in school, how often did you: hate being in school?

Response	6	8	10	12	Total	
Never	18.9	7.7	5.1	4.3	9.9	
Seldom	36.2	31.5	22.4	20.6	28.9	
Sometimes	27.6	36.0	38.4	40.7	34.8	
Often	10.8	16.2	21.9	21.9	16.9	
Almost always	6.4	8.7	12.1	12.4	9.5	
N of Valid	4175	4192	3450	2226	14043	
N of Miss	96	58	48	40	242	

Table 40: Now thinking back over the past year in school, how often did you: try to do your best work in school?

Response	6	8	10	12	Total	
Never	0.3	0.6	0.8	1.0	0.6	
Seldom	0.9	1.5	2.1	3.0	1.7	
Sometimes	5.7	10.1	18.2	20.3	12.4	
Often	21.6	32.8	38.5	37.4	31.6	
Almost always	71.5	55.0	40.4	38.4	53.7	
N of Valid	4157	4180	3440	2226	14003	
N of Miss	114	70	58	40	282	

Table 41: How often do you feel that the school work you are assigned is meaningful and important?

Response	6	8	10	12	Total	
Never	3.2	4.7	8.2	8.9	5.8	
Seldom	8.9	14.9	25.8	29.1	18.0	
Sometimes	22.1	32.6	35.3	37.2	30.9	
Often	34.8	31.6	22.4	19.0	28.3	
Almost always	31.0	16.2	8.2	5.8	17.0	
N of Valid	4181	4192	3457	2223	14053	
N of Miss	90	58	41	43	232	

Table 42: Putting them all together, what were your grades like last year?

Response	6	8	10	12	Total	
Mostly F's	1.3	0.8	1.0	0.4	0.9	
Mostly D's	2.5	2.7	3.9	3.5	3.1	
Mostly C's	11.4	13.3	19.7	21.0	15.6	
Mostly B's	35.3	37.9	39.8	39.2	37.8	
Mostly A's	49.6	45.3	35.7	36.0	42.6	
N of Valid	3973	4081	3396	2203	13653	
N of Miss	298	169	102	63	632	

Table 43: How important do you think the things you are learning in school are going to be for your later life?

Response	6	8	10	12	Total	
Very important	49.8	29.3	16.2	11.9	29.5	
Quite important	28.7	31.2	21.7	20.4	26.4	
Fairly important	15.6	25.9	33.9	32.4	25.8	
Slightly important	4.6	11.0	22.3	28.1	14.6	
Not at all important	1.2	2.6	6.0	7.2	3.7	
N of Valid	4212	4216	3457	2223	14108	
N of Miss	59	34	41	43	177	

Table 44: Do your parents care about your skipping or cutting school?

Response	6	8	10	12	Total	
Yes	95.8	96.8	96.4	90.3	95.4	
No	4.2	3.2	3.6	9.7	4.6	
N of Valid	4201	4200	3445	2211	14057	
N of Miss	70	50	53	55	228	

Table 45: During the LAST FOUR WEEKS how many whole days of school have you missed because you skipped or 'cut'?








Response	6	8	10	12	Total	
None	78.9	80.3	74.7	64.0	75.9	
1	8.8	7.7	9.5	12.5	9.2	
2	4.5	4.5	5.3	9.2	5.5	
3	3.4	3.6	4.2	5.7	4.0	
4-5	2.9	2.6	3.5	5.7	3.4	
6-10	1.0	0.8	1.8	1.9	1.3	
11 or more	0.4	0.5	0.9	0.9	0.6	
N of Valid	4209	4209	3455	2227	14100	
N of Miss	62	41	43	39	185	

Table 46: What are the chances you would be seen as cool if you: smoked cigarettes?






Response	6	8	10	12	Total	
No or very little chance	91.8	78.2	68.5	62.1	77.3	
Little chance	5.0	11.6	16.3	20.3	12.2	
Some chance	1.9	6.0	10.0	11.4	6.6	
Pretty good chance	0.7	2.6	3.4	3.9	2.4	
Very good chance	0.6	1.7	1.7	2.3	1.5	
N of Valid	4147	4186	3433	2218	13984	
N of Miss	124	64	65	48	301	

Table 47: What are the chances you would be seen as cool if you: worked hard at school?






Response	6	8	10	12	Total	
No or very little chance	4.7	7.6	9.8	11.3	7.9	
Little chance	6.1	13.5	16.1	17.0	12.5	
Some chance	15.6	23.5	29.6	30.2	23.7	
Pretty good chance	30.0	30.0	26.3	25.5	28.4	
Very good chance	43.7	25.4	18.2	15.9	27.6	
N of Valid	4165	4193	3437	2222	14017	
N of Miss	106	57	61	44	268	

Table 48: What are the chances you would be seen as cool if you: began drinking alcoholic beverages regularly, that is, at least once or twice a month?






Response	6	8	10	12	Total	
No or very little chance	89.5	71.7	50.3	39.3	66.6	
Little chance	6.4	13.4	17.3	17.1	12.9	
Some chance	2.5	7.8	14.9	20.5	10.0	
Pretty good chance	1.1	4.9	12.1	15.4	7.2	
Very good chance	0.6	2.1	5.4	7.8	3.4	
N of Valid	4137	4186	3431	2214	13968	
N of Miss	134	64	67	52	317	

Table 49: What are the chances you would be seen as cool if you: defended someone who was being bullied?






Response	6	8	10	12	Total	
No or very little chance	7.9	7.1	8.8	10.0	8.2	
Little chance	6.7	10.8	11.9	10.8	9.8	
Some chance	13.7	21.3	25.7	25.5	20.8	
Pretty good chance	27.3	30.6	29.3	30.5	29.3	
Very good chance	44.3	30.3	24.4	23.3	31.9	
N of Valid	4164	4184	3434	2216	13998	
N of Miss	107	66	64	50	287	

Table 50: What are the chances you would be seen as cool if you: smoked marijuana?






Response	6	8	10	12	Total	
No or very little chance	92.9	72.5	51.4	41.7	68.5	
Little chance	3.4	9.4	13.8	15.3	9.7	
Some chance	1.8	7.1	13.6	17.9	8.8	
Pretty good chance	0.9	5.6	11.4	13.5	6.9	
Very good chance	0.9	5.4	9.8	11.6	6.1	
N of Valid	4146	4193	3435	2215	13989	
N of Miss	125	57	63	51	296	

Table 51: What are the chances you would be seen as cool if you: carried a handgun?






Response	6	8	10	12	Total	
No or very little chance	85.2	77.6	76.4	75.9	79.3	
Little chance	7.8	11.2	11.9	12.4	10.6	
Some chance	3.7	5.2	5.8	5.7	5.0	
Pretty good chance	1.8	2.9	3.1	3.3	2.7	
Very good chance	1.5	3.1	2.7	2.6	2.4	
N of Valid	4131	4181	3423	2213	13948	
N of Miss	140	69	75	53	337	

Table 52: What are the chances you would be seen as cool if you: used e-cigarettes, e-cigars or e-hookahs?






Response	6	8	10	12	Total	
No or very little chance	92.0	74.1	57.2	47.7	71.0	
Little chance	4.4	9.8	15.1	16.2	10.5	
Some chance	2.0	8.0	13.9	15.9	8.9	
Pretty good chance	0.8	4.6	8.3	12.7	5.7	
Very good chance	0.9	3.5	5.6	7.5	3.9	
N of Valid	4114	4165	3428	2219	13926	
N of Miss	157	85	70	47	359	

Table 53: What are the chances you would be seen as cool if you: bullied someone or cyber bullied someone?






Response	6	8	10	12	Total	
No or very little chance	87.6	79.2	77.5	77.1	80.9	
Little chance	7.6	11.5	13.0	13.0	10.9	
Some chance	2.3	4.9	5.7	6.1	4.5	
Pretty good chance	1.4	3.1	2.6	2.4	2.3	
Very good chance	1.2	1.3	1.3	1.4	1.3	
N of Valid	4159	4187	3437	2221	14004	
N of Miss	112	63	61	45	281	

Table 54: Think of your four best friends (the friends you feel closest to). In the past year (12 months), how many of your best friends have: participated in clubs, organizations or activities at school?






Response	6	8	10	12	Total	
0	12.5	9.3	9.6	10.2	10.5	
1	11.4	9.4	12.0	11.5	11.0	
2	17.6	17.9	16.3	16.0	17.2	
3	16.8	17.8	17.4	14.8	16.9	
4	41.6	45.6	44.6	47.5	44.5	
N of Valid	4101	4169	3439	2214	13923	
N of Miss	170	81	59	52	362	

Table 55: Think of your four best friends (the friends you feel closest to). In the past year (12 months), how many of your best friends have: smoked cigarettes?






Response	6	8	10	12	Total	
0	95.1	82.4	66.0	53.9	77.6	
1	3.2	9.8	15.9	19.8	10.9	
2	0.8	3.9	8.8	12.1	5.5	
3	0.4	2.0	3.9	5.7	2.6	
4	0.5	2.0	5.4	8.5	3.4	
N of Valid	4150	4171	3424	2209	13954	
N of Miss	121	79	74	57	331	

Table 56: Think of your four best friends (the friends you feel closest to). In the past year (12 months), how many of your best friends have: tried beer, wine or hard liquor (for example, vodka, whiskey, or gin) when their parents didn't know about it?






Response	6	8	10	12	Total	
0	91.7	69.9	41.7	30.3	63.2	
1	5.3	12.8	17.3	15.2	12.1	
2	1.8	7.5	14.0	14.8	8.6	
3	0.5	4.4	9.1	12.4	5.7	
4	0.7	5.3	17.9	27.3	10.5	
N of Valid	4147	4181	3431	2213	13972	
N of Miss	124	69	67	53	313	

Table 57: Think of your four best friends (the friends you feel closest to). In the past year (12 months), how many of your best friends have: used e-cigarettes, e-cigars, or e-hookahs?






Response	6	8	10	12	Total	
0	95.9	83.2	63.9	48.6	76.8	
1	2.9	8.2	12.6	15.9	8.9	
2	0.7	3.6	9.6	13.8	5.8	
3	0.2	2.5	4.9	8.4	3.3	
4	0.3	2.6	8.9	13.3	5.2	
N of Valid	4137	4176	3426	2211	13950	
N of Miss	134	74	72	55	335	

Table 58: Think of your four best friends (the friends you feel closest to). In the past year (12 months), how many of your best friends have: used marijuana?






Response	6	8	10	12	Total	
0	96.6	79.6	55.8	44.3	73.2	
1	2.2	9.9	15.8	17.1	10.2	
2	0.6	4.3	9.4	12.6	5.8	
3	0.3	2.4	6.3	8.1	3.6	
4	0.3	3.7	12.7	17.9	7.2	
N of Valid	4110	4166	3425	2205	13906	
N of Miss	161	84	73	61	379	

Table 59: Think of your four best friends (the friends you feel closest to). In the past year (12 months), how many of your best friends have: used prescription drugs or non-prescription drugs for the purpose of getting high?






Response	6	8	10	12	Total	
0	96.9	88.4	76.9	70.7	85.3	
1	2.1	5.7	10.6	12.9	7.0	
2	0.4	2.8	5.5	7.5	3.5	
3	0.2	1.2	2.8	3.3	1.6	
4	0.4	1.8	4.2	5.6	2.6	
N of Valid	4131	4180	3427	2212	13950	
N of Miss	140	70	71	54	335	

Table 60: Think of your four best friends (the friends you feel closest to). In the past year (12 months), how many of your best friends have: used synthetic marijuana (K2, spice) or bath salts?






Response	6	8	10	12	Total	
0	98.4	93.7	89.0	85.0	92.5	
1	1.0	3.4	4.8	7.3	3.7	
2	0.4	1.1	3.0	3.4	1.7	
3	0.0	0.5	1.1	1.4	0.7	
4	0.2	1.2	2.1	2.8	1.4	
N of Valid	4100	4170	3424	2212	13906	
N of Miss	171	80	74	54	379	

Table 61: Think of your four best friends (the friends you feel closest to). In the past year (12 months), how many of your best friends have: used LSD, cocaine, amphetamines, or other illegal drugs?






Response	6	8	10	12	Total	
0	98.1	93.3	86.5	82.2	91.3	
1	1.5	4.0	6.8	9.2	4.8	
2	0.2	1.3	3.0	4.2	1.9	
3	0.1	0.6	1.3	1.5	0.8	
4	0.1	0.9	2.3	3.0	1.3	
N of Valid	4111	4173	3422	2214	13920	
N of Miss	160	77	76	52	365	

Table 62: Think of your four best friends (the friends you feel closest to). In the past year (12 months), how many of your best friends have: been bullied?






Response	6	8	10	12	Total	
0	39.2	44.1	54.8	69.0	49.3	
1	26.5	24.7	19.3	15.1	22.4	
2	16.5	15.3	12.3	8.7	13.8	
3	7.5	6.1	5.5	3.0	5.9	
4	10.2	9.8	8.2	4.2	8.6	
N of Valid	4083	4169	3417	2207	13876	
N of Miss	188	81	81	59	409	

Table 63: Think of your four best friends (the friends you feel closest to). In the past year (12 months), how many of your best friends have: been suspended from school?






Response	6	8	10	12	Total	
0	79.2	67.6	71.0	77.4	73.4	
1	13.8	16.6	14.7	12.1	14.6	
2	4.0	8.1	8.1	5.2	6.4	
3	1.1	3.1	2.7	2.3	2.3	
4	1.9	4.7	3.4	3.0	3.3	
N of Valid	4132	4182	3425	2214	13953	
N of Miss	139	68	73	52	332	

Table 64: Think of your four best friends (the friends you feel closest to). In the past year (12 months), how many of your best friends have: carried a handgun?






Response	6	8	10	12	Total	
0	95.9	95.5	93.6	93.8	94.9	
1	2.6	2.1	3.4	3.4	2.8	
2	0.8	1.2	1.3	1.4	1.1	
3	0.3	0.4	0.6	0.5	0.4	
4	0.4	0.8	1.2	0.9	0.8	
N of Valid	4134	4179	3422	2210	13945	
N of Miss	137	71	76	56	340	

Table 65: Think of your four best friends (the friends you feel closest to). In the past year (12 months), how many of your best friends have: sold illegal drugs?






Response	6	8	10	12	Total	
0	98.8	93.0	83.8	79.7	90.4	
1	0.8	4.3	8.4	10.2	5.2	
2	0.1	1.1	4.3	5.7	2.3	
3	0.1	0.7	1.1	1.5	0.7	
4	0.1	0.9	2.4	2.9	1.4	
N of Valid	4119	4169	3407	2204	13899	
N of Miss	152	81	91	62	386	

Table 66: Think of your four best friends (the friends you feel closest to). In the past year (12 months), how many of your best friends have: regularly attended religious services?






Response	6	8	10	12	Total	
0	32.8	22.4	21.1	24.7	25.4	
1	12.5	13.9	16.7	18.4	14.9	
2	13.3	18.1	22.1	21.6	18.3	
3	15.0	19.5	18.3	15.8	17.3	
4	26.3	26.1	21.9	19.6	24.1	
N of Valid	3965	4139	3416	2208	13728	
N of Miss	306	111	82	58	557	

Table 67: Think of your four best friends (the friends you feel closest to). In the past year (12 months), how many of your best friends have: stolen or tried to steal a motor vehicle such as a car or motorcycle?






Response	6	8	10	12	Total	
0	98.2	95.6	93.2	94.9	95.6	
1	1.3	2.7	4.6	3.4	2.9	
2	0.3	0.8	0.9	0.7	0.7	
3	0.1	0.3	0.4	0.6	0.3	
4	0.1	0.6	0.9	0.4	0.5	
N of Valid	4133	4181	3425	2211	13950	
N of Miss	138	69	73	55	335	

Table 68: Think of your four best friends (the friends you feel closest to). In the past year (12 months), how many of your best friends have: been arrested?






Response	6	8	10	12	Total	
0	96.5	89.1	83.4	82.4	88.8	
1	2.4	7.1	9.2	9.9	6.7	
2	0.7	1.8	3.8	4.8	2.4	
3	0.2	0.8	1.7	1.2	0.9	
4	0.2	1.2	1.9	1.7	1.1	
N of Valid	4133	4182	3417	2214	13946	
N of Miss	138	68	81	52	339	

Table 69: Think of your four best friends (the friends you feel closest to). In the past year (12 months), how many of your best friends have: dropped out of school?






Response	6	8	10	12	Total	
0	96.0	96.1	92.3	87.7	93.8	
1	2.8	2.6	5.1	8.5	4.2	
2	0.7	0.6	1.3	2.4	1.1	
3	0.3	0.4	0.4	0.8	0.4	
4	0.2	0.3	0.9	0.7	0.5	
N of Valid	4126	4181	3423	2212	13942	
N of Miss	145	69	75	54	343	

Table 70: Think of your four best friends (the friends you feel closest to). In the past year (12 months), how many of your best friends have: been members of a gang?






Response	6	8	10	12	Total	
0	94.0	90.0	91.2	92.8	91.9	
1	3.4	5.1	3.9	3.3	4.0	
2	0.9	2.2	1.8	1.5	1.6	
3	0.4	0.9	0.6	0.5	0.6	
4	1.3	1.8	2.5	1.8	1.8	
N of Valid	4129	4179	3423	2211	13942	
N of Miss	142	71	75	55	343	

Table 71: How old were you when you first: smoked marijuana?










Response	6	8	10	12	Total	
Never	98.9	92.2	74.8	63.2	85.4	
10 or younger	0.3	0.9	1.6	1.5	1.0	
11	0.4	1.3	1.7	1.5	1.1	
12	0.2	2.0	2.7	2.8	1.8	
13	0.0	2.8	5.5	4.3	2.9	
14	0.0	0.8	6.6	4.8	2.6	
15	0.0	0.1	6.2	7.0	2.7	
16	0.0	0.0	0.9	8.9	1.6	
17 or older	0.0	0.0	0.1	6.0	1.0	
N of Valid	4137	4174	3426	2187	13924	
N of Miss	134	76	72	79	361	

Table 72: How old were you when you first: smoked a cigarette, even just a puff?










Response	6	8	10	12	Total	
Never	95.3	85.5	74.5	62.8	82.1	
10 or younger	3.0	5.0	6.1	5.6	4.8	
11	1.4	2.4	2.5	2.3	2.1	
12	0.2	3.3	3.1	3.7	2.4	
13	0.0	2.9	4.4	4.0	2.6	
14	0.0	0.8	4.2	4.6	2.0	
15	0.0	0.0	4.1	5.1	1.8	
16	0.0	0.0	1.0	6.6	1.3	
17 or older	0.0	0.0	0.0	5.3	0.9	
N of Valid	4156	4179	3440	2201	13976	
N of Miss	115	71	58	65	309	

Table 73: How old were you when you first: had more than a sip or two of beer, wine or hard liquor (for example, vodka, whiskey, or gin)?










Response	6	8	10	12	Total	
Never	88.4	71.1	51.0	36.7	65.9	
10 or younger	8.0	8.9	8.2	6.1	8.0	
11	2.9	4.6	3.0	2.8	3.4	
12	0.6	6.2	4.5	4.3	3.8	
13	0.1	7.4	7.8	5.8	5.1	
14	0.0	1.7	10.6	8.0	4.4	
15	0.0	0.0	12.3	11.9	4.9	
16	0.0	0.0	2.3	13.8	2.7	
17 or older	0.0	0.0	0.2	10.4	1.7	
N of Valid	4144	4183	3440	2201	13968	
N of Miss	127	67	58	65	317	

Table 74: How old were you when you first: began drinking alcoholic beverages regularly, that is, at least once or twice a month?










Response	6	8	10	12	Total	
Never	99.1	94.8	82.8	69.3	89.1	
10 or younger	0.5	0.5	0.9	0.4	0.6	
11	0.2	0.5	0.4	0.6	0.4	
12	0.1	1.1	1.0	1.0	0.8	
13	0.0	2.2	2.7	1.5	1.6	
14	0.0	0.7	4.3	2.7	1.7	
15	0.0	0.1	6.1	5.3	2.4	
16	0.0	0.0	1.7	8.6	1.8	
17 or older	0.0	0.0	0.1	10.6	1.7	
N of Valid	4156	4192	3438	2204	13990	
N of Miss	115	58	60	62	295	

Table 75: How old were you when you first: used Daztrex?


Response	6	8	10	12	Total	
Never	100.0	100.0	100.0	100.0	100.0	
10 or younger	0.0	0.0	0.0	0.0	0.0	
11	0.0	0.0	0.0	0.0	0.0	
12	0.0	0.0	0.0	0.0	0.0	
13	0.0	0.0	0.0	0.0	0.0	
14	0.0	0.0	0.0	0.0	0.0	
15	0.0	0.0	0.0	0.0	0.0	
16	0.0	0.0	0.0	0.0	0.0	
17 or older	0.0	0.0	0.0	0.0	0.0	
N of Valid	4007	4156	3430	2197	13790	
N of Miss	264	94	68	69	495	

Table 76: How old were you when you first: got suspended from school?










Response	6	8	10	12	Total	
Never	91.6	84.0	81.9	82.2	85.5	
10 or younger	5.9	5.3	4.5	3.3	4.9	
11	1.9	3.2	2.2	2.1	2.4	
12	0.5	3.9	3.0	2.0	2.4	
13	0.0	2.9	3.1	2.4	2.0	
14	0.0	0.8	3.3	2.6	1.5	
15	0.0	0.0	1.6	2.5	0.8	
16	0.0	0.0	0.3	2.0	0.4	
17 or older	0.0	0.0	0.0	1.0	0.2	
N of Valid	4143	4187	3438	2202	13970	
N of Miss	128	63	60	64	315	

Table 77: How old were you when you first: got arrested?










Response	6	8	10	12	Total	
Never	99.4	97.3	94.2	93.3	96.5	
10 or younger	0.3	0.3	0.4	0.4	0.4	
11	0.2	0.5	0.3	0.1	0.3	
12	0.1	0.5	0.7	0.5	0.4	
13	0.0	1.0	1.0	0.6	0.6	
14	0.0	0.3	1.5	1.0	0.6	
15	0.0	0.0	1.3	1.1	0.5	
16	0.0	0.0	0.5	1.7	0.4	
17 or older	0.0	0.0	0.0	1.3	0.2	
N of Valid	4154	4195	3437	2208	13994	
N of Miss	117	55	61	58	291	

Table 78: How old were you when you first: carried a handgun?










Response	6	8	10	12	Total	
Never	96.1	96.0	95.1	95.6	95.8	
10 or younger	2.1	1.6	1.5	0.9	1.6	
11	1.3	0.5	0.5	0.3	0.7	
12	0.5	0.7	0.7	0.4	0.6	
13	0.0	0.8	0.8	0.5	0.5	
14	0.0	0.3	0.9	0.3	0.4	
15	0.0	0.0	0.4	0.5	0.2	
16	0.0	0.0	0.3	0.9	0.2	
17 or older	0.0	0.0	0.0	0.6	0.1	
N of Valid	4145	4178	3437	2202	13962	
N of Miss	126	72	61	64	323	

Table 79: How old were you when you first: used e-cigarettes, e-cigars, or e-hookahs?










Response	6	8	10	12	Total	
Never	98.3	89.9	77.4	68.3	85.9	
10 or younger	0.7	0.3	0.2	0.0	0.3	
11	0.9	0.9	0.5	0.1	0.7	
12	0.2	2.3	0.9	0.2	1.0	
13	0.0	5.0	2.5	1.0	2.3	
14	0.0	1.4	7.8	1.3	2.6	
15	0.0	0.0	9.0	4.5	2.9	
16	0.0	0.0	1.8	12.9	2.5	
17 or older	0.0	0.0	0.0	11.5	1.8	
N of Valid	4136	4183	3439	2205	13963	
N of Miss	135	67	59	61	322	

Table 80: How old were you when you first: belonged to a gang?










Response	6	8	10	12	Total	
Never	98.0	96.5	97.2	97.1	97.2	
10 or younger	0.9	0.7	0.6	0.6	0.7	
11	0.8	0.5	0.3	0.2	0.5	
12	0.2	1.0	0.4	0.4	0.5	
13	0.0	1.0	0.4	0.3	0.5	
14	0.0	0.3	0.5	0.4	0.3	
15	0.0	0.0	0.4	0.4	0.2	
16	0.0	0.0	0.2	0.2	0.1	
17 or older	0.0	0.0	0.0	0.4	0.1	
N of Valid	4142	4190	3434	2205	13971	
N of Miss	129	60	64	61	314	

Table 81: How old were you when you first: used prescription drugs not prescribed to you?










Response	6	8	10	12	Total	
Never	99.0	95.7	89.7	85.1	93.5	
10 or younger	0.7	0.9	0.7	0.7	0.7	
11	0.3	0.4	0.5	0.6	0.4	
12	0.0	1.1	1.0	0.6	0.7	
13	0.0	1.5	1.5	0.7	0.9	
14	0.0	0.5	2.9	1.8	1.1	
15	0.0	0.0	3.0	3.0	1.2	
16	0.0	0.0	0.6	5.2	1.0	
17 or older	0.0	0.0	0.1	2.1	0.4	
N of Valid	4138	4188	3441	2202	13969	
N of Miss	133	62	57	64	316	

Table 82: How wrong do you think it is for someone your age to: take a handgun to school?





Response	6	8	10	12	Total	
Very wrong	92.5	86.5	87.9	90.0	89.2	
Wrong	5.8	10.5	8.3	7.1	8.0	
A little bit wrong	1.1	2.4	2.7	2.2	2.0	
Not at all wrong	0.6	0.7	1.0	0.8	0.8	
N of Valid	4182	4206	3452	2211	14051	
N of Miss	89	44	46	55	234	

Table 83: How wrong do you think it is for someone your age to: steal anything?





Response	6	8	10	12	Total	
Very wrong	75.1	60.7	59.3	66.2	65.5	
Wrong	21.5	31.2	32.2	26.5	27.8	
A little bit wrong	2.6	7.0	7.5	6.5	5.7	
Not at all wrong	0.8	1.1	1.0	0.7	0.9	
N of Valid	4165	4206	3448	2207	14026	
N of Miss	106	44	50	59	259	

Table 84: How wrong do you think it is for someone your age to: pick a fight with someone?





Response	6	8	10	12	Total	
Very wrong	65.5	44.0	38.6	46.0	49.4	
Wrong	26.1	34.8	35.4	32.8	32.1	
A little bit wrong	6.9	17.4	22.0	18.1	15.6	
Not at all wrong	1.5	3.7	4.0	3.1	3.0	
N of Valid	4139	4176	3432	2200	13947	
N of Miss	132	74	66	66	338	

Table 85: How wrong do you think it is for someone your age to: attack someone with the idea of seriously hurting them?





Response	6	8	10	12	Total	
Very wrong	91.2	79.3	74.4	76.8	81.2	
Wrong	6.6	15.3	18.3	17.2	13.8	
A little bit wrong	1.3	4.2	5.8	4.4	3.7	
Not at all wrong	0.9	1.2	1.5	1.5	1.2	
N of Valid	4160	4189	3441	2204	13994	
N of Miss	111	61	57	62	291	

Table 86: How wrong do you think it is for someone your age to: stay away from school all day when their parents think they are at school?





Response	6	8	10	12	Total	
Very wrong	86.3	65.2	49.6	41.3	63.9	
Wrong	11.4	25.1	31.4	32.8	23.8	
A little bit wrong	1.6	7.6	15.7	21.7	10.0	
Not at all wrong	0.7	2.1	3.3	4.2	2.3	
N of Valid	4152	4201	3440	2201	13994	
N of Miss	119	49	58	65	291	

Table 87: How wrong do you think it is for someone your age to: drink beer, wine or hard liquor (for example, vodka, whiskey, or gin) regularly?





Response	6	8	10	12	Total	
Very wrong	93.0	71.8	50.3	40.3	67.9	
Wrong	5.0	17.3	24.2	24.3	16.5	
A little bit wrong	1.3	7.8	17.9	24.7	11.0	
Not at all wrong	0.7	3.1	7.6	10.7	4.7	
N of Valid	4159	4195	3443	2206	14003	
N of Miss	112	55	55	60	282	

Table 88: How wrong do you think it is for someone your age to: smoke cigarettes?





Response	6	8	10	12	Total	
Very wrong	93.5	79.1	63.6	50.0	75.0	
Wrong	5.3	14.2	20.8	23.7	14.7	
A little bit wrong	0.7	4.7	10.6	15.6	6.7	
Not at all wrong	0.6	2.0	4.9	10.7	3.7	
N of Valid	4152	4196	3444	2208	14000	
N of Miss	119	54	54	58	285	

Table 89: How wrong do you think it is for someone your age to: smoke marijuana?





Response	6	8	10	12	Total	
Very wrong	95.7	78.2	57.3	45.7	73.1	
Wrong	2.8	11.5	16.1	18.2	11.1	
A little bit wrong	0.7	5.8	13.3	17.2	7.9	
Not at all wrong	0.9	4.5	13.4	18.9	7.9	
N of Valid	4134	4189	3444	2203	13970	
N of Miss	137	61	54	63	315	

Table 90: How wrong do you think it is for someone your age to: use prescription drugs or non-prescription drugs for the purpose of getting high?





Response	6	8	10	12	Total	
Very wrong	96.4	87.7	77.6	72.1	85.3	
Wrong	2.6	8.6	15.2	18.4	10.0	
A little bit wrong	0.5	2.5	4.8	6.9	3.2	
Not at all wrong	0.6	1.2	2.4	2.6	1.5	
N of Valid	4140	4201	3444	2208	13993	
N of Miss	131	49	54	58	292	

Table 91: How wrong do you think it is for someone your age to: use synthetic marijuana (K2, spice) or bath salts?


Response	6	8	10	12	Total	
Very wrong	96.1	88.5	82.4	79.4	87.8	
Wrong	2.7	8.3	12.0	14.2	8.5	
A little bit wrong	0.5	1.9	3.6	4.1	2.3	
Not at all wrong	0.7	1.3	2.0	2.2	1.4	
N of Valid	4095	4196	3443	2204	13938	
N of Miss	176	54	55	62	347	

Table 92: How wrong do you think it is for someone your age to: use LSD, cocaine, amphetamines or another illegal drug?


Response	6	8	10	12	Total	
Very wrong	97.3	91.6	85.4	82.1	90.2	
Wrong	2.0	6.1	10.2	12.0	6.8	
A little bit wrong	0.1	1.3	2.5	3.8	1.6	
Not at all wrong	0.6	1.0	2.0	2.1	1.3	
N of Valid	4120	4197	3442	2202	13961	
N of Miss	151	53	56	64	324	

Table 93: How wrong do you think it is for someone your age to: use e-cigarettes, e-cigars or e-hookahs?


Response	6	8	10	12	Total	
Very wrong	92.6	74.2	55.6	44.7	70.4	
Wrong	5.2	13.9	16.4	15.6	12.2	
A little bit wrong	1.3	7.1	15.6	19.0	9.4	
Not at all wrong	0.8	4.8	12.4	20.6	8.0	
N of Valid	4126	4192	3439	2200	13957	
N of Miss	145	58	59	66	328	

Table 94: At school during the past 12 months, did you receive help from the resource teacher, speech therapist or other special education teacher?



Response	6	8	10	12	Total	
No	77.7	84.7	88.4	90.6	84.5	
Yes	22.3	15.3	11.6	9.4	15.5	
N of Valid	3680	3837	3128	2032	12677	
N of Miss	591	413	370	234	1608	

Table 95: How many times in the past year (12 months) have you: been suspended from school?









Response	6	8	10	12	Total	
Never	94.4	90.1	91.6	93.3	92.2	
1 to 2 times	4.5	7.9	6.4	5.7	6.2	
3 to 5 times	0.7	1.1	1.1	0.6	0.9	
6 to 9 times	0.2	0.5	0.4	0.1	0.3	
10 to 19 times	0.1	0.2	0.2	0.1	0.2	
20 to 29 times	0.0	0.1	0.1	0.0	0.1	
30 to 39 times	0.0	0.0	0.0	0.0	0.0	
40+ times	0.1	0.1	0.2	0.1	0.1	
N of Valid	4142	4186	3436	2209	13973	
N of Miss	129	64	62	57	312	

Table 96: How many times in the past year (12 months) have you: carried a handgun?









Response	6	8	10	12	Total	
Never	96.6	95.8	95.7	97.0	96.2	
1 to 2 times	1.9	2.1	1.9	0.9	1.8	
3 to 5 times	0.8	0.8	0.8	0.7	0.8	
6 to 9 times	0.3	0.4	0.5	0.2	0.3	
10 to 19 times	0.3	0.3	0.3	0.3	0.3	
20 to 29 times	0.0	0.1	0.2	0.2	0.1	
30 to 39 times	0.0	0.1	0.0	0.2	0.1	
40+ times	0.2	0.5	0.6	0.6	0.5	
N of Valid	4133	4177	3431	2203	13944	
N of Miss	138	73	67	63	341	

Table 97: How many times in the past year (12 months) have you: sold illegal drugs?









Response	6	8	10	12	Total	
Never	99.8	98.4	94.4	92.8	97.0	
1 to 2 times	0.1	0.8	2.1	2.5	1.2	
3 to 5 times	0.0	0.2	1.0	1.0	0.5	
6 to 9 times	0.0	0.2	0.8	1.4	0.5	
10 to 19 times	0.0	0.0	0.6	0.5	0.2	
20 to 29 times	0.0	0.1	0.2	0.4	0.2	
30 to 39 times	0.0	0.0	0.0	0.3	0.1	
40+ times	0.0	0.1	0.9	1.0	0.4	
N of Valid	4098	4159	3420	2200	13877	
N of Miss	173	91	78	66	408	

Table 98: How many times in the past year (12 months) have you: stolen or tried to steal a motor vehicle such as a car or motorcycle?









Response	6	8	10	12	Total	
Never	99.4	99.1	98.5	99.0	99.0	
1 to 2 times	0.4	0.6	1.1	0.5	0.7	
3 to 5 times	0.0	0.1	0.2	0.1	0.1	
6 to 9 times	0.1	0.0	0.1	0.1	0.1	
10 to 19 times	0.0	0.0	0.0	0.1	0.0	
20 to 29 times	0.0	0.0	0.0	0.0	0.0	
30 to 39 times	0.0	0.0	0.0	0.0	0.0	
40+ times	0.0	0.0	0.1	0.1	0.1	
N of Valid	4119	4172	3426	2203	13920	
N of Miss	152	78	72	63	365	

Table 99: How many times in the past year (12 months) have you: participated in clubs, organizations or activities at school?









Response	6	8	10	12	Total	
Never	29.9	29.2	27.7	27.3	28.7	
1 to 2 times	26.8	20.0	16.3	14.3	20.2	
3 to 5 times	17.3	16.1	11.6	9.9	14.3	
6 to 9 times	8.6	8.1	7.4	7.1	7.9	
10 to 19 times	5.7	6.9	8.2	8.2	7.1	
20 to 29 times	3.0	3.9	5.6	6.5	4.5	
30 to 39 times	1.7	1.8	2.7	3.3	2.2	
40+ times	7.0	14.1	20.6	23.4	15.1	
N of Valid	4079	4150	3430	2195	13854	
N of Miss	192	100	68	71	431	

Table 100: How many times in the past year (12 months) have you: been arrested?









Response	6	8	10	12	Total	
Never	99.4	97.7	96.0	96.0	97.5	
1 to 2 times	0.4	1.8	2.9	3.2	1.9	
3 to 5 times	0.0	0.2	0.6	0.3	0.3	
6 to 9 times	0.1	0.1	0.1	0.2	0.1	
10 to 19 times	0.0	0.0	0.1	0.1	0.1	
20 to 29 times	0.0	0.1	0.1	0.0	0.0	
30 to 39 times	0.0	0.0	0.0	0.0	0.0	
40+ times	0.0	0.1	0.3	0.1	0.1	
N of Valid	4116	4166	3430	2200	13912	
N of Miss	155	84	68	66	373	

Table 101: How many times in the past year (12 months) have you: attacked someone with the idea of seriously hurting them?









Response	6	8	10	12	Total	
Never	95.0	92.4	92.2	94.5	93.5	
1 to 2 times	3.7	4.9	5.1	3.6	4.4	
3 to 5 times	0.7	1.7	1.3	1.0	1.2	
6 to 9 times	0.3	0.5	0.5	0.2	0.4	
10 to 19 times	0.1	0.1	0.2	0.2	0.2	
20 to 29 times	0.1	0.1	0.1	0.1	0.1	
30 to 39 times	0.0	0.0	0.0	0.0	0.0	
40+ times	0.1	0.2	0.6	0.3	0.3	
N of Valid	4117	4173	3435	2201	13926	
N of Miss	154	77	63	65	359	

Table 102: How many times in the past year (12 months) have you: been drunk or high at school?









Response	6	8	10	12	Total	
Never	99.2	95.4	88.1	84.7	93.0	
1 to 2 times	0.7	2.6	5.2	5.9	3.2	
3 to 5 times	0.1	0.6	2.1	3.0	1.2	
6 to 9 times	0.0	0.6	1.5	2.0	0.9	
10 to 19 times	0.0	0.3	1.1	1.2	0.6	
20 to 29 times	0.0	0.1	0.5	0.9	0.3	
30 to 39 times	0.0	0.0	0.1	0.3	0.1	
40+ times	0.0	0.3	1.4	1.8	0.7	
N of Valid	4122	4172	3436	2202	13932	
N of Miss	149	78	62	64	353	

Table 103: How many times in the past year (12 months) have you: taken a handgun to school?

Response	6	8	10	12	Total	
Never	99.9	99.7	99.3	99.6	99.7	
1 to 2 times	0.1	0.1	0.4	0.1	0.2	
3 to 5 times	0.0	0.1	0.0	0.0	0.1	
6 to 9 times	0.0	0.0	0.1	0.1	0.0	
10 to 19 times	0.0	0.0	0.0	0.0	0.0	
20 to 29 times	0.0	0.0	0.0	0.0	0.0	
30 to 39 times	0.0	0.0	0.0	0.0	0.0	
40+ times	0.0	0.0	0.2	0.1	0.1	
N of Valid	4114	4176	3428	2201	13919	
N of Miss	157	74	70	65	366	

Table 104: Are you currently on probation, or assigned a probation officer with Juvenile Court?

Response	6	8	10	12	Total	
No	99.2	98.4	98.0	98.3	98.5	
Yes	0.8	1.6	2.0	1.7	1.5	
N of Valid	3522	3768	3143	2062	12495	
N of Miss	749	482	355	204	1790	

Table 105: Have you ever belonged to a gang?

Response	6	8	10	12	Total	
No	95.8	93.8	94.8	94.7	94.8	
No, but would like to	0.9	1.6	1.7	1.8	1.5	
Yes, in the past	2.3	3.1	2.1	2.0	2.4	
Yes, belong now	0.7	1.2	1.3	1.3	1.1	
Yes, but would like to get out	0.3	0.2	0.1	0.2	0.2	
N of Valid	4124	4200	3448	2208	13980	
N of Miss	147	50	50	58	305	

Table 106: If you have ever belonged to a gang, did that gang have a name?




Response	6	8	10	12	Total	
No	6.9	5.4	8.9	12.2	7.8	
Yes	2.6	4.0	3.5	3.4	3.4	
I have never belonged to a gang	90.4	90.6	87.6	84.4	88.9	
N of Valid	4081	4172	3404	2173	13830	
N of Miss	190	78	94	93	455	

Table 107: You are at a party at someone's house, and one of your friends offers you a drink containing alcohol. What would you say or do?





Response	6	8	10	12	Total	
Drink it	2.2	13.8	31.3	42.3	19.2	
Tell your friend, 'No thanks, I don't drink' and suggest that you and your friend go and do something else	46.7	44.0	33.0	25.8	39.2	
Just say, 'No thanks' and walk away	31.5	28.0	26.0	26.1	28.2	
Make up a good excuse, tell your friend you had something else to do, and leave	19.6	14.2	9.7	5.7	13.3	
N of Valid	4075	4159	3404	2192	13830	
N of Miss	196	91	94	74	455	

Table 108: How often do you attend religious services or activities?





Response	6	8	10	12	Total	
Never	20.8	14.5	17.6	21.9	18.3	
Rarely	22.0	21.7	22.7	24.6	22.5	
1-2 Times a Month	12.9	13.8	14.1	15.1	13.8	
About Once a Week or More	44.2	50.0	45.6	38.5	45.4	
N of Valid	3987	4164	3428	2200	13779	
N of Miss	284	86	70	66	506	

Table 109: I think sometimes it's okay to cheat at school.





Response	6	8	10	12	Total	
NO!	73.8	46.0	26.3	21.3	45.4	
no	22.2	40.2	43.5	40.8	35.8	
yes	3.6	12.5	26.7	32.6	16.5	
YES!	0.4	1.3	3.6	5.3	2.2	
N of Valid	4109	4193	3433	2201	13936	
N of Miss	162	57	65	65	349	

Table 110: It is important to think before you act.





Response	6	8	10	12	Total	
NO!	1.6	1.6	1.1	1.5	1.5	
no	1.8	3.5	2.8	2.0	2.6	
yes	23.7	36.3	40.8	39.7	34.3	
YES!	72.9	58.6	55.3	56.7	61.7	
N of Valid	4098	4190	3437	2198	13923	
N of Miss	173	60	61	68	362	

Table 111: Sometimes I think that life is not worth it.





Response	6	8	10	12	Total	
NO!	60.1	46.6	39.0	43.4	48.1	
no	20.8	23.7	26.6	29.0	24.4	
yes	13.6	20.6	23.9	21.8	19.6	
YES!	5.6	9.1	10.5	5.8	7.9	
N of Valid	4000	4152	3411	2193	13756	
N of Miss	271	98	87	73	529	

Table 112: At times I think I am no good at all.

Response	6	8	10	12	Total	
NO!	38.4	32.5	25.3	31.0	32.2	
no	25.2	26.3	27.4	29.7	26.8	
yes	27.6	29.1	33.5	30.8	30.0	
YES!	8.8	12.1	13.7	8.5	11.0	
N of Valid	4034	4167	3412	2189	13802	
N of Miss	237	83	86	77	483	

Table 113: All in all, I am inclined to think that I am a failure.

Response	6	8	10	12	Total	
NO!	56.1	45.3	37.6	44.1	46.3	
no	25.4	30.3	35.5	35.6	31.0	
yes	13.9	16.5	17.8	15.0	15.9	
YES!	4.5	7.8	9.1	5.3	6.8	
N of Valid	4009	4159	3419	2190	13777	
N of Miss	262	91	79	76	508	

Table 114: In the past year, have you felt depressed or sad MOST days, even if you felt okay sometimes?

Response	6	8	10	12	Total	
NO!	35.7	35.0	27.8	32.5	33.0	
no	25.2	24.4	26.7	29.9	26.1	
yes	27.2	25.2	27.1	25.5	26.3	
YES!	11.8	15.4	18.3	12.1	14.6	
N of Valid	4037	4177	3423	2191	13828	
N of Miss	234	73	75	75	457	

Table 115: It is all right to beat up people if they start the fight.





Response	6	8	10	12	Total	
NO!	63.2	36.5	27.6	30.3	41.1	
no	19.4	26.2	26.5	25.6	24.2	
yes	12.2	22.9	26.8	26.0	21.2	
YES!	5.3	14.4	19.1	18.1	13.5	
N of Valid	4041	4173	3420	2188	13822	
N of Miss	230	77	78	78	463	

Table 116: I think it is okay to take something without asking if you can get away with it.





Response	6	8	10	12	Total	
NO!	83.8	64.7	56.2	58.0	67.1	
no	14.4	30.7	36.8	36.1	28.3	
yes	1.3	3.7	5.6	4.7	3.6	
YES!	0.5	0.9	1.4	1.2	1.0	
N of Valid	4054	4176	3424	2196	13850	
N of Miss	217	74	74	70	435	

Table 117: Where do you get the most information about living a drug and alcohol free life? Parents/guardians





Response	6	8	10	12	Total	
All the time	50.2	49.4	47.8	41.5	48.0	
Most	20.9	22.8	22.8	25.3	22.7	
Some	14.8	15.7	16.8	19.1	16.3	
Very little	14.1	12.1	12.6	14.1	13.1	
N of Valid	3891	4121	3400	2185	13597	
N of Miss	380	129	98	81	688	

Table 118: Where do you get the most information about living a drug and alcohol free life? Friends





Response	6	8	10	12	Total	
All the time	18.3	14.0	12.7	10.4	14.3	
Most	15.4	18.4	17.6	16.3	17.0	
Some	24.0	29.6	30.9	32.8	28.9	
Very little	42.3	38.1	38.8	40.4	39.8	
N of Valid	3797	4086	3365	2182	13430	
N of Miss	474	164	133	84	855	

Table 119: Where do you get the most information about living a drug and alcohol free life? Family members





Response	6	8	10	12	Total	
All the time	42.7	37.5	33.6	28.3	36.5	
Most	21.4	25.3	23.9	23.9	23.6	
Some	17.4	20.4	23.5	25.7	21.2	
Very little	18.5	16.9	19.0	22.0	18.7	
N of Valid	3830	4083	3377	2180	13470	
N of Miss	441	167	121	86	815	

Table 120: Where do you get the most information about living a drug and alcohol free life? School





Response	6	8	10	12	Total	
All the time	60.7	53.7	38.6	34.0	48.8	
Most	18.5	23.0	27.2	24.6	23.0	
Some	9.5	14.2	21.4	25.8	16.5	
Very little	11.3	9.0	12.8	15.7	11.7	
N of Valid	3882	4111	3380	2178	13551	
N of Miss	389	139	118	88	734	

Table 121: Where do you get the most information about living a drug and alcohol free life? Internet





Response	6	8	10	12	Total	
All the time	14.4	12.4	10.6	10.1	12.1	
Most	12.7	13.4	11.8	11.0	12.4	
Some	21.9	29.5	28.5	27.2	26.7	
Very little	51.0	44.7	49.2	51.6	48.7	
N of Valid	3777	4073	3360	2182	13392	
N of Miss	494	177	138	84	893	

Table 122: Where do you get the most information about living a drug and alcohol free life? TV





Response	6	8	10	12	Total	
All the time	21.3	15.1	12.2	10.6	15.4	
Most	14.8	17.2	14.4	13.2	15.2	
Some	25.4	30.5	32.1	32.8	29.8	
Very little	38.5	37.1	41.3	43.5	39.6	
N of Valid	3801	4081	3360	2179	13421	
N of Miss	470	169	138	87	864	

Table 123: Where do you get the most information about living a drug and alcohol free life? Social media





Response	6	8	10	12	Total	
All the time	15.4	10.9	10.7	9.4	11.9	
Most	12.4	13.6	10.8	10.1	12.0	
Some	21.3	27.2	28.1	27.3	25.8	
Very little	50.8	48.3	50.4	53.1	50.3	
N of Valid	3697	4042	3355	2180	13274	
N of Miss	574	208	143	86	1011	

Table 124: How much do you think people risk harming themselves (physically or in other ways) if they: smoked one or more packs of cigarettes per day?

Response	6	8	10	12	Total	
No risk	12.8	6.0	5.4	5.0	7.7	
Slight risk	5.4	6.6	7.2	7.2	6.5	
Moderate risk	15.1	18.9	20.0	19.7	18.2	
Great risk	66.7	68.5	67.4	68.1	67.7	
N of Valid	3962	4134	3387	2178	13661	
N of Miss	309	116	111	88	624	

Table 125: How much do you think people risk harming themselves (physically or in other ways) if they: try marijuana once or twice?

Response	6	8	10	12	Total	
No risk	14.2	17.3	32.4	42.4	24.2	
Slight risk	16.5	26.7	29.5	27.5	24.6	
Moderate risk	26.4	24.2	17.9	13.4	21.5	
Great risk	43.0	31.8	20.2	16.7	29.7	
N of Valid	3911	4123	3377	2163	13574	
N of Miss	360	127	121	103	711	

Table 126: How much do you think people risk harming themselves (physically or in other ways) if they: smoke marijuana once or twice a week?

Response	6	8	10	12	Total	
No risk	13.8	12.9	22.1	28.9	18.0	
Slight risk	7.8	12.8	20.4	23.9	15.1	
Moderate risk	18.6	25.2	25.5	20.6	22.6	
Great risk	59.8	49.1	31.9	26.6	44.3	
N of Valid	3869	4079	3360	2158	13466	
N of Miss	402	171	138	108	819	

Table 127: How much do you think people risk harming themselves (physically or in other ways) if they: take one or two drinks of an alcoholic beverage (beer, wine, liquor) nearly every day?

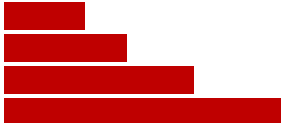
Response	6	8	10	12	Total	
No risk	13.6	9.2	9.4	9.9	10.6	
Slight risk	13.8	17.0	20.0	21.9	17.6	
Moderate risk	24.7	28.1	31.2	32.8	28.6	
Great risk	47.9	45.8	39.4	35.5	43.2	
N of Valid	3937	4114	3377	2173	13601	
N of Miss	334	136	121	93	684	

Table 128: How much do you think people risk harming themselves (physically or in other ways) if they: have five or more drinks of an alcoholic beverage once or twice a weekend?


Response	6	8	10	12	Total	
No risk	12.9	7.9	7.3	8.3	9.3	
Slight risk	7.2	10.3	14.7	16.5	11.5	
Moderate risk	21.0	24.1	29.0	29.4	25.3	
Great risk	59.0	57.7	49.0	45.9	54.0	
N of Valid	3925	4119	3380	2176	13600	
N of Miss	346	131	118	90	685	

Table 129: How much do you think people risk harming themselves (physically or in other ways) if they: use prescription drugs that are not prescribed to them?


Response	6	8	10	12	Total	
No risk	12.3	5.9	4.9	4.3	7.2	
Slight risk	4.4	5.8	7.7	8.8	6.4	
Moderate risk	14.1	18.4	21.2	22.9	18.6	
Great risk	69.1	69.9	66.2	64.0	67.8	
N of Valid	3912	4122	3379	2173	13586	
N of Miss	359	128	119	93	699	

Table 130: How much do you think people risk harming themselves (physically or in other ways) if they: use non-prescription drugs to get high?

Response	6	8	10	12	Total	
No risk	12.4	6.1	5.2	4.2	7.4	
Slight risk	2.9	5.6	7.2	7.2	5.5	
Moderate risk	12.5	17.1	21.3	22.0	17.6	
Great risk	72.2	71.2	66.3	66.6	69.5	
N of Valid	3913	4120	3375	2171	13579	
N of Miss	358	130	123	95	706	

Table 131: How much do you think people risk harming themselves (physically or in other ways) if they: use e-cigarettes, e-cigars, or e-hookahs?

Response	6	8	10	12	Total	
No risk	14.6	14.7	23.0	26.6	18.6	
Slight risk	11.8	20.7	29.1	32.8	22.2	
Moderate risk	22.7	25.3	20.0	18.5	22.1	
Great risk	51.0	39.2	27.9	22.2	37.0	
N of Valid	3896	4112	3374	2178	13560	
N of Miss	375	138	124	88	725	

Table 132: Have you ever used smokeless tobacco (chew, snuff, plug, dipping tobacco, or chewing tobacco)?

Response	6	8	10	12	Total	
Never	97.0	92.2	86.3	80.2	90.2	
Once or Twice	2.3	4.8	7.5	9.5	5.5	
Once in a while but not regularly	0.3	1.6	2.5	4.3	1.9	
Regularly in the past	0.3	0.8	1.3	2.0	0.9	
Regularly now	0.1	0.6	2.5	4.1	1.5	
N of Valid	3966	4145	3390	2184	13685	
N of Miss	305	105	108	82	600	

Table 133: How often have you used smokeless tobacco during the past 30 days?







Response	6	8	10	12	Total	
Not at all	99.3	97.2	94.1	91.7	96.2	
Once or twice	0.5	1.7	2.6	3.3	1.8	
Once or twice per week	0.0	0.3	0.6	0.5	0.4	
Three to five times per week	0.0	0.2	0.5	0.6	0.3	
About once a day	0.1	0.2	0.4	0.9	0.3	
More than once a day	0.1	0.4	1.8	3.1	1.1	
N of Valid	3940	4143	3385	2180	13648	
N of Miss	331	107	113	86	637	

Table 134: Have you ever smoked cigarettes?






Response	6	8	10	12	Total	
Never	95.6	86.3	75.8	65.3	83.1	
Once or Twice	3.8	9.5	12.5	16.0	9.6	
Once in a while but not regularly	0.3	2.4	5.9	8.5	3.6	
Regularly in the past	0.2	1.2	2.6	4.4	1.8	
Regularly now	0.1	0.7	3.1	5.8	1.9	
N of Valid	3948	4140	3380	2181	13649	
N of Miss	323	110	118	85	636	

Table 135: How frequently have you smoked cigarettes during the past 30 days?








Response	6	8	10	12	Total	
Not at all	99.5	96.7	91.9	86.2	94.7	
Less than one cigarette per day	0.3	2.2	5.1	7.1	3.1	
One to five cigarettes per day	0.1	0.7	1.8	4.1	1.4	
About one-half pack per day	0.0	0.1	0.8	1.8	0.5	
About one pack per day	0.0	0.1	0.2	0.5	0.2	
About one and one-half packs per day	0.0	0.0	0.1	0.2	0.1	
Two packs or more per day	0.0	0.1	0.1	0.1	0.1	
N of Valid	3942	4144	3382	2177	13645	
N of Miss	329	106	116	89	640	

Table 136: Which statement best describes rules about smoking inside your home or your family cars?






Response	6	8	10	12	Total	
Smoking is not allowed anywhere inside your home or cars	70.7	70.0	74.1	76.0	72.2	
Smoking is allowed in some places and at some times or in some cars	8.5	9.4	8.9	8.6	8.9	
Smoking is allowed anywhere inside the home or cars	2.0	2.0	2.6	2.8	2.3	
There are no rules about smoking inside the home or cars	1.9	3.7	4.3	4.3	3.5	
I don't know	16.9	14.8	10.1	8.4	13.2	
N of Valid	3893	4112	3363	2174	13542	
N of Miss	378	138	135	92	743	

Table 137: Have you ever used e-cigarettes, e-cigars, or e-hookahs?






Response	6	8	10	12	Total	
Never	97.3	87.2	72.5	62.1	82.4	
Once or Twice	1.9	7.7	12.6	15.8	8.5	
Once in a while but not regularly	0.6	3.1	8.9	12.7	5.4	
Regularly in the past	0.1	1.0	3.2	5.4	2.0	
Regularly now	0.1	1.0	2.8	4.1	1.7	
N of Valid	3898	4113	3358	2170	13539	
N of Miss	373	137	140	96	746	

Table 138: How frequently have you used e-cigarettes, e-cigars, or e-hookahs?








Response	6	8	10	12	Total	
Not at all	99.1	94.1	85.1	78.4	90.8	
Less than 10 puffs per day	0.7	4.1	9.7	13.2	6.0	
10 to 50 puffs per day	0.1	1.2	3.4	5.0	2.0	
About one-half cartomiser per day	0.1	0.2	1.3	1.5	0.6	
About one cartomiser per day	0.1	0.1	0.3	0.9	0.3	
About one and one-half cartomisers per day	0.0	0.1	0.1	0.4	0.1	
Two cartomisers or more per day	0.0	0.1	0.2	0.6	0.2	
N of Valid	3837	4082	3347	2161	13427	
N of Miss	434	168	151	105	858	

Table 139: During this school year, were you taught in any of your classes about the dangers of tobacco use?






Response	6	8	10	12	Total	
Never	16.3	20.8	39.4	48.0	28.5	
Rarely	11.8	17.5	20.4	19.8	17.0	
Sometimes	24.0	25.2	21.4	18.4	22.8	
Often	26.4	21.9	11.9	9.3	18.7	
Almost always	21.4	14.6	7.0	4.5	13.0	
N of Valid	3808	4084	3337	2150	13379	
N of Miss	463	166	161	116	906	

Table 140: During the past 12 months, have you participated in any community activities to discourage people your age from using cigarettes, chewing tobacco, snuff, dip or cigars, e-cigarettes, e-cigars, or e-hookahs?






Response	6	8	10	12	Total	
Never	59.7	67.0	73.9	77.8	68.4	
Rarely	15.9	14.9	12.4	12.2	14.1	
Sometimes	12.9	10.9	8.3	6.1	10.0	
Often	7.4	4.6	3.6	2.5	4.8	
Almost always	4.2	2.5	1.8	1.3	2.6	
N of Valid	3753	4059	3335	2158	13305	
N of Miss	518	191	163	108	980	

Table 141: Think back over the last two weeks. How many times have you had five or more alcoholic drinks in a row?


Response	6	8	10	12	Total	
None	98.4	94.5	85.6	78.2	90.8	
Once	0.9	2.8	5.6	8.6	3.9	
Twice	0.3	1.2	3.3	5.9	2.2	
3-5 times	0.2	0.8	3.3	4.4	1.8	
6-9 times	0.1	0.3	0.7	1.1	0.5	
10 or more times	0.1	0.5	1.6	1.7	0.8	
N of Valid	3822	4084	3342	2154	13402	
N of Miss	449	166	156	112	883	

Table 142: During the past 30 days, how many times did you ride in a car or other vehicle driven by someone who had been drinking alcohol or using drugs to get high?


Response	6	8	10	12	Total	
0 times	92.0	88.7	83.5	79.5	86.9	
1 time	4.7	5.6	6.8	8.0	6.0	
2 or 3 times	1.7	3.0	5.7	6.6	3.9	
4 or 5 times	0.5	1.2	1.6	2.2	1.2	
6 or more times	1.1	1.6	2.4	3.6	2.0	
N of Valid	3790	4063	3344	2152	13349	
N of Miss	481	187	154	114	936	

Table 143: During the past 30 days, how many times did you drive a car or other vehicle when you had been drinking alcohol or using drugs to get high?


Response	6	8	10	12	Total	
I did not drive a car in the past 30 days	56.4	63.6	46.3	25.0	50.9	
0 times	43.0	35.0	49.9	65.4	46.0	
1 time	0.3	0.8	1.8	3.9	1.4	
2 or 3 times	0.2	0.3	0.9	2.6	0.8	
4 or 5 times	0.0	0.1	0.4	0.7	0.3	
6 or more times	0.1	0.2	0.8	2.3	0.7	
N of Valid	3652	3984	3289	2136	13061	
N of Miss	619	266	209	130	1224	

Table 144: If you drank alcohol (not just a sip or taste) in the past year, how did you usually get it?













Response	6	8	10	12	Total	
I did not drink alcohol in the past year	95.6	85.8	66.2	51.8	78.3	
I bought it myself with a fake ID	0.0	0.1	0.2	0.5	0.2	
I bought it myself without a fake ID	0.0	0.1	0.4	0.9	0.3	
I got it from someone I know age 21 or older	0.7	2.6	9.3	20.7	6.6	
I got it from someone I know under age 21	0.2	1.4	6.0	6.5	3.0	
I got it from my brother or sister	0.2	0.3	1.1	0.9	0.6	
I got it from home with my parents' permission	1.1	2.6	4.5	6.7	3.3	
I got it from home without my parents' permission	0.3	1.9	3.6	2.0	1.9	
I got it from another relative	0.3	1.4	1.9	2.2	1.3	
A stranger bought it for me	0.0	0.2	0.5	0.6	0.3	
I took it from a store or shop	0.1	0.1	0.3	0.2	0.1	
Other	1.5	3.4	6.0	7.0	4.1	
N of Valid	3741	4015	3273	2102	13131	
N of Miss	530	235	225	164	1154	

Table 145: If you drank alcohol (not just a sip or taste) in the past year, where did you usually drink it?











Response	6	8	10	12	Total	
I did not drink alcohol in the past year	96.7	86.1	66.5	51.9	78.8	
At my home	1.6	5.5	11.2	14.3	7.2	
At someone else's home	0.7	5.9	17.3	27.7	10.7	
At an open area like a park, beach, field, back road, woods, or a street corner	0.4	1.1	2.3	2.7	1.5	
At a sporting event or concert	0.0	0.2	0.6	0.5	0.3	
At a restaurant, bar, or a nightclub	0.2	0.2	0.4	1.0	0.4	
At an empty building or a construction site	0.1	0.3	0.3	0.2	0.2	
At a hotel/motel	0.1	0.2	0.4	0.6	0.3	
An a car	0.0	0.4	0.4	0.6	0.3	
At school	0.0	0.2	0.6	0.5	0.3	
N of Valid	3720	3995	3250	2089	13054	
N of Miss	551	255	248	177	1231	

Table 146: How do you feel about someone your age having one or two drinks of an alcoholic beverage nearly every day?





Response	6	8	10	12	Total	
Neither approve nor disapprove	18.3	22.3	30.8	31.6	24.8	
Somewhat disapprove	5.8	13.2	21.3	25.0	15.1	
Strongly disapprove	61.4	52.2	38.9	36.0	48.8	
Don't know or can't say	14.5	12.2	8.9	7.4	11.2	
N of Valid	3676	3983	3300	2133	13092	
N of Miss	595	267	198	133	1193	

Table 147: On how many occasions have you had alcoholic beverages (beer, wine or hard liquor) to drink in your lifetime - more than just a few sips?








Response	6	8	10	12	Total	
0	93.1	79.3	58.0	42.3	72.0	
1-2	4.8	9.2	13.1	12.1	9.4	
3-5	1.1	4.6	9.0	10.3	5.6	
6-9	0.4	2.4	5.7	7.6	3.5	
10-19	0.3	1.8	5.7	9.0	3.5	
20-39	0.1	1.1	3.7	7.3	2.5	
40	0.1	1.6	4.8	11.4	3.5	
N of Valid	3802	4095	3350	2145	13392	
N of Miss	469	155	148	121	893	

Table 148: On how many occasions have you drunk one of more drinks of an alcoholic beverage during the past 30 days?








Response	6	8	10	12	Total	
0	98.9	93.4	81.0	71.3	88.3	
1-2	0.8	4.2	10.3	14.2	6.4	
3-5	0.2	1.0	4.5	7.0	2.6	
6-9	0.1	0.9	1.8	3.3	1.3	
10-19	0.0	0.2	1.7	2.5	0.9	
20-39	0.0	0.2	0.2	0.8	0.3	
40	0.0	0.2	0.5	0.8	0.3	
N of Valid	3796	4087	3324	2135	13342	
N of Miss	475	163	174	131	943	

Table 149: On how many occasions have you used marijuana (grass, pot) or hashish (hash, hash oil) in your lifetime?


Response	6	8	10	12	Total	
0	98.7	91.7	76.1	64.7	85.5	
1-2	0.8	3.1	6.1	7.4	3.9	
3-5	0.2	1.3	4.2	5.3	2.4	
6-9	0.2	0.8	2.6	3.2	1.5	
10-19	0.0	1.1	2.0	4.4	1.5	
20-39	0.1	0.7	2.6	3.3	1.4	
40	0.1	1.3	6.4	11.6	3.9	
N of Valid	3784	4067	3321	2132	13304	
N of Miss	487	183	177	134	981	

Table 150: On how many occasions have you used marijuana (grass, pot) or hashish (hash, hash oil) during the past 30 days?


Response	6	8	10	12	Total	
0	99.7	95.6	87.5	82.9	92.7	
1-2	0.2	2.1	4.9	6.0	2.9	
3-5	0.1	0.9	2.1	3.0	1.3	
6-9	0.0	0.5	2.0	2.2	1.0	
10-19	0.0	0.4	1.0	1.9	0.7	
20-39	0.0	0.3	0.8	1.5	0.5	
40	0.0	0.3	1.7	2.5	0.9	
N of Valid	3777	4083	3331	2135	13326	
N of Miss	494	167	167	131	959	

Table 151: On how many occasions have you used LSD or other psychedelics in your lifetime?


Response	6	8	10	12	Total	
0	99.9	99.3	96.9	94.5	98.1	
1-2	0.1	0.5	1.6	3.0	1.0	
3-5	0.0	0.1	0.6	1.2	0.4	
6-9	0.0	0.0	0.5	0.7	0.2	
10-19	0.0	0.0	0.2	0.4	0.1	
20-39	0.0	0.0	0.0	0.2	0.0	
40	0.0	0.1	0.1	0.0	0.1	
N of Valid	3717	4071	3330	2143	13261	
N of Miss	554	179	168	123	1024	

Table 152: On how many occasions have you used LSD or other psychedelics during the past 30 days?

Response	6	8	10	12	Total	
0	100.0	99.6	98.9	98.6	99.4	
1-2	0.0	0.2	0.7	1.1	0.5	
3-5	0.0	0.1	0.1	0.2	0.1	
6-9	0.0	0.0	0.1	0.0	0.0	
10-19	0.0	0.0	0.1	0.0	0.0	
20-39	0.0	0.0	0.0	0.0	0.0	
40	0.0	0.0	0.0	0.0	0.0	
N of Valid	3715	4067	3340	2142	13264	
N of Miss	556	183	158	124	1021	

Table 153: On how many occasions have you used cocaine or crack in your lifetime?

Response	6	8	10	12	Total	
0	99.8	99.0	98.1	97.3	98.7	
1-2	0.1	0.7	1.2	1.8	0.8	
3-5	0.1	0.2	0.4	0.3	0.2	
6-9	0.0	0.0	0.1	0.1	0.0	
10-19	0.0	0.1	0.0	0.1	0.0	
20-39	0.0	0.0	0.0	0.1	0.0	
40	0.0	0.0	0.1	0.2	0.1	
N of Valid	3764	4076	3339	2143	13322	
N of Miss	507	174	159	123	963	

Table 154: On how many occasions have you used cocaine or crack during the past 30 days?

Response	6	8	10	12	Total	
0	99.9	99.6	99.5	99.3	99.6	
1-2	0.1	0.3	0.3	0.4	0.3	
3-5	0.0	0.0	0.1	0.0	0.0	
6-9	0.0	0.0	0.1	0.1	0.0	
10-19	0.0	0.1	0.0	0.0	0.0	
20-39	0.0	0.0	0.0	0.0	0.0	
40	0.0	0.0	0.1	0.1	0.0	
N of Valid	3754	4073	3326	2141	13294	
N of Miss	517	177	172	125	991	

Table 155: On how many occasions have you sniffed glue, breathed the contents of an aerosol spray can, or inhaled other gases or sprays, in order to get high in your lifetime?








Response	6	8	10	12	Total	
0	96.5	93.5	93.9	95.4	94.8	
1-2	2.4	3.5	3.8	2.4	3.1	
3-5	0.5	1.6	1.1	1.0	1.1	
6-9	0.2	0.6	0.6	0.3	0.4	
10-19	0.2	0.4	0.4	0.3	0.3	
20-39	0.1	0.2	0.1	0.4	0.2	
40	0.1	0.3	0.1	0.2	0.2	
N of Valid	3760	4082	3334	2142	13318	
N of Miss	511	168	164	124	967	

Table 156: On how many occasions have you sniffed glue, breathed the contents of an aerosol spray can, or inhaled other gases or sprays, in order to get high during the past 30 days?








Response	6	8	10	12	Total	
0	98.9	97.7	98.5	99.1	98.5	
1-2	0.8	1.8	1.1	0.6	1.1	
3-5	0.1	0.4	0.2	0.2	0.2	
6-9	0.1	0.1	0.1	0.1	0.1	
10-19	0.0	0.0	0.1	0.0	0.0	
20-39	0.0	0.0	0.0	0.0	0.0	
40	0.0	0.0	0.0	0.0	0.0	
N of Valid	3744	4073	3332	2140	13289	
N of Miss	527	177	166	126	996	

Table 157: On how many occasions have you used Daztrex in your lifetime?


Response	6	8	10	12	Total	
0	100.0	100.0	100.0	100.0	100.0	
1-2	0.0	0.0	0.0	0.0	0.0	
3-5	0.0	0.0	0.0	0.0	0.0	
6-9	0.0	0.0	0.0	0.0	0.0	
10-19	0.0	0.0	0.0	0.0	0.0	
20-39	0.0	0.0	0.0	0.0	0.0	
40	0.0	0.0	0.0	0.0	0.0	
N of Valid	3682	4066	3334	2135	13217	
N of Miss	589	184	164	131	1068	

Table 158: On how many occasions have you used Daztrex during the past 30 days?


Response	6	8	10	12	Total	
0	100.0	100.0	100.0	100.0	100.0	
1-2	0.0	0.0	0.0	0.0	0.0	
3-5	0.0	0.0	0.0	0.0	0.0	
6-9	0.0	0.0	0.0	0.0	0.0	
10-19	0.0	0.0	0.0	0.0	0.0	
20-39	0.0	0.0	0.0	0.0	0.0	
40	0.0	0.0	0.0	0.0	0.0	
N of Valid	3672	4062	3325	2128	13187	
N of Miss	599	188	173	138	1098	

Table 159: On how many occasions have you used synthetic marijuana (K2, spice) in your lifetime?








Response	6	8	10	12	Total	
0	99.7	98.0	95.9	91.9	97.0	
1-2	0.2	1.0	2.1	3.8	1.5	
3-5	0.1	0.2	1.0	1.6	0.6	
6-9	0.1	0.3	0.4	1.3	0.4	
10-19	0.0	0.1	0.2	0.7	0.2	
20-39	0.0	0.1	0.1	0.3	0.1	
40	0.0	0.3	0.2	0.4	0.2	
N of Valid	3720	4078	3333	2136	13267	
N of Miss	551	172	165	130	1018	

Table 160: On how many occasions have you used synthetic marijuana (K2, spice) during the past 30 days?


Response	6	8	10	12	Total	
0	99.9	99.3	98.8	99.2	99.3	
1-2	0.1	0.4	0.8	0.5	0.4	
3-5	0.0	0.1	0.2	0.2	0.1	
6-9	0.0	0.0	0.1	0.1	0.1	
10-19	0.0	0.0	0.0	0.0	0.0	
20-39	0.0	0.0	0.0	0.0	0.0	
40	0.0	0.1	0.0	0.0	0.0	
N of Valid	3711	4070	3334	2135	13250	
N of Miss	560	180	164	131	1035	

Table 161: On how many occasions have you used methamphetamines (meth, speed, crank, crystal meth) in your lifetime?


Response	6	8	10	12	Total	
0	99.8	99.3	98.8	97.8	99.1	
1-2	0.1	0.4	0.9	1.2	0.6	
3-5	0.0	0.1	0.1	0.3	0.1	
6-9	0.0	0.0	0.1	0.1	0.0	
10-19	0.0	0.0	0.1	0.2	0.1	
20-39	0.0	0.0	0.0	0.1	0.0	
40	0.0	0.1	0.1	0.2	0.1	
N of Valid	3720	4071	3330	2135	13256	
N of Miss	551	179	168	131	1029	

Table 162: On how many occasions have you used methamphetamines (meth, speed, crank, crystal meth) in the past 30 days?


Response	6	8	10	12	Total	
0	99.9	99.6	99.6	99.7	99.7	
1-2	0.1	0.2	0.2	0.2	0.2	
3-5	0.0	0.0	0.0	0.0	0.0	
6-9	0.0	0.0	0.0	0.0	0.0	
10-19	0.0	0.0	0.1	0.0	0.0	
20-39	0.0	0.0	0.0	0.0	0.0	
40	0.0	0.0	0.1	0.0	0.0	
N of Valid	3715	4070	3326	2131	13242	
N of Miss	556	180	172	135	1043	

Table 163: On how many occasions have you used other chemical products (bath salts, plant food, etc.) in your lifetime?


Response	6	8	10	12	Total	
0	98.6	98.8	99.1	99.3	98.9	
1-2	1.1	0.8	0.5	0.3	0.7	
3-5	0.2	0.2	0.2	0.3	0.2	
6-9	0.0	0.1	0.1	0.0	0.0	
10-19	0.0	0.0	0.1	0.0	0.1	
20-39	0.0	0.1	0.0	0.0	0.0	
40	0.1	0.0	0.0	0.0	0.0	
N of Valid	3683	4067	3330	2137	13217	
N of Miss	588	183	168	129	1068	

Table 164: On how many occasions have you used other chemical products (bath salts, plant food, etc.) during the past 30 days?


Response	6	8	10	12	Total	
0	99.5	99.4	99.7	99.9	99.6	
1-2	0.3	0.4	0.2	0.1	0.3	
3-5	0.1	0.1	0.1	0.0	0.1	
6-9	0.1	0.1	0.0	0.0	0.0	
10-19	0.0	0.0	0.0	0.0	0.0	
20-39	0.0	0.0	0.0	0.0	0.0	
40	0.0	0.0	0.0	0.0	0.0	
N of Valid	3688	4061	3329	2131	13209	
N of Miss	583	189	169	135	1076	

Table 165: On how many occasions have you used heroin or other opiates in your lifetime?


Response	6	8	10	12	Total	
0	99.9	99.5	99.1	98.8	99.4	
1-2	0.0	0.3	0.5	0.6	0.3	
3-5	0.0	0.1	0.1	0.2	0.1	
6-9	0.0	0.0	0.1	0.0	0.0	
10-19	0.0	0.0	0.1	0.2	0.1	
20-39	0.0	0.0	0.0	0.0	0.0	
40	0.0	0.0	0.1	0.2	0.1	
N of Valid	3675	4067	3328	2132	13202	
N of Miss	596	183	170	134	1083	

Table 166: On how many occasions have you used heroin or other opiates during the past 30 days?


Response	6	8	10	12	Total	
0	100.0	99.8	99.6	99.6	99.8	
1-2	0.0	0.1	0.3	0.1	0.1	
3-5	0.0	0.0	0.0	0.1	0.0	
6-9	0.0	0.0	0.0	0.0	0.0	
10-19	0.0	0.0	0.1	0.1	0.0	
20-39	0.0	0.0	0.0	0.0	0.0	
40	0.0	0.0	0.1	0.1	0.0	
N of Valid	3668	4060	3325	2132	13185	
N of Miss	603	190	173	134	1100	

Table 167: On how many occasions have you used MDMA ('X', 'E', or ecstasy) in your lifetime?


Response	6	8	10	12	Total	
0	100.0	99.5	98.0	97.2	98.9	
1-2	0.0	0.4	1.2	1.5	0.7	
3-5	0.0	0.0	0.4	0.7	0.2	
6-9	0.0	0.0	0.2	0.2	0.1	
10-19	0.0	0.0	0.1	0.3	0.1	
20-39	0.0	0.0	0.0	0.1	0.0	
40	0.0	0.0	0.1	0.0	0.0	
N of Valid	3643	4065	3326	2129	13163	
N of Miss	628	185	172	137	1122	

Table 168: On how many occasions have you used MDMA ('X', 'E', or ecstasy) during the past 30 days?


Response	6	8	10	12	Total	
0	99.9	99.9	99.1	99.4	99.6	
1-2	0.0	0.1	0.7	0.3	0.3	
3-5	0.0	0.0	0.1	0.0	0.0	
6-9	0.0	0.0	0.0	0.1	0.0	
10-19	0.0	0.0	0.0	0.1	0.0	
20-39	0.0	0.0	0.0	0.0	0.0	
40	0.0	0.0	0.1	0.0	0.0	
N of Valid	3637	4058	3326	2127	13148	
N of Miss	634	192	172	139	1137	

Table 169: On how many occasions have you taken prescription drugs (such as Valium, Xanax, Ritalin, Adderall, OxyContin, Darvocet, or sleeping pills) not prescribed to you in your lifetime?








Response	6	8	10	12	Total	
0	98.7	95.3	89.3	84.3	93.0	
1-2	0.7	2.3	4.0	5.3	2.8	
3-5	0.2	1.2	2.6	3.3	1.6	
6-9	0.1	0.5	1.1	2.0	0.8	
10-19	0.0	0.3	1.2	1.9	0.7	
20-39	0.0	0.1	0.5	1.2	0.4	
40	0.2	0.3	1.2	2.0	0.8	
N of Valid	3689	4058	3324	2132	13203	
N of Miss	582	192	174	134	1082	

Table 170: On how many occasions have you taken prescription drugs (such as Valium, Xanax, Ritalin, Adderall, OxyContin, Darvocet, or sleeping pills) not prescribed to you during the past 30 days?








Response	6	8	10	12	Total	
0	99.3	97.9	94.9	93.9	96.9	
1-2	0.5	1.5	3.0	3.4	1.9	
3-5	0.1	0.3	1.3	1.3	0.6	
6-9	0.0	0.1	0.5	0.7	0.3	
10-19	0.0	0.1	0.2	0.4	0.2	
20-39	0.1	0.0	0.0	0.2	0.1	
40	0.0	0.0	0.1	0.1	0.0	
N of Valid	3685	4057	3323	2131	13196	
N of Miss	586	193	175	135	1089	

Table 171: On how many occasions have you taken non-prescription medicines such as diet pills (for example, Dietac, Dexatrim or Prolamine), stay-awake pills (for example No-Doz, Vivarin, or Wake), or cough or cold medicines (robos, DXM, etc.) to get high in your lifetime?








Response	6	8	10	12	Total	
0	98.8	97.4	96.2	95.0	97.1	
1-2	0.7	1.4	1.5	1.7	1.3	
3-5	0.3	0.4	0.8	1.1	0.6	
6-9	0.1	0.2	0.5	0.6	0.3	
10-19	0.1	0.1	0.3	0.8	0.3	
20-39	0.0	0.1	0.2	0.3	0.2	
40	0.0	0.2	0.5	0.4	0.3	
N of Valid	3688	4063	3326	2134	13211	
N of Miss	583	187	172	132	1074	

Table 172: On how many occasions have you taken non-prescription medicines such as diet pills (for example, Dietac, Dexatrim or Prolamine), stay-awake pills (for example No-Doz, Vivarin, or Wake), or cough or cold medicines (robos, DXM, etc.) to get high during the past 30 days?








Response	6	8	10	12	Total	
0	99.6	98.9	98.1	98.3	98.8	
1-2	0.3	0.7	1.1	0.7	0.7	
3-5	0.1	0.2	0.4	0.4	0.3	
6-9	0.0	0.0	0.1	0.2	0.1	
10-19	0.0	0.1	0.2	0.1	0.1	
20-39	0.0	0.0	0.1	0.1	0.0	
40	0.0	0.0	0.1	0.1	0.1	
N of Valid	3685	4056	3320	2121	13182	
N of Miss	586	194	178	145	1103	

Table 173: On how many occasions have you been drunk or very high from drinking alcoholic beverages during the past 30 days?

Response	6	8	10	12	Total	
0	99.6	96.1	87.8	80.7	92.5	
1-2	0.3	2.4	6.5	10.2	4.1	
3-5	0.0	0.6	2.8	4.4	1.6	
6-9	0.0	0.2	1.2	2.2	0.7	
10-19	0.0	0.2	0.8	1.5	0.5	
20-39	0.0	0.1	0.3	0.4	0.2	
40	0.0	0.2	0.6	0.7	0.3	
N of Valid	3686	4047	3308	2113	13154	
N of Miss	585	203	190	153	1131	

Table 174: On how many occasions have you drunk flavored alcoholic beverages, sometimes called 'alcopops' (like Mike's Hard Lemonade, Smirnoff Ice, Bacardi Breezers, etc.) in your lifetime?

Response	6	8	10	12	Total	
0	97.0	87.2	73.4	61.6	82.3	
1-2	2.3	6.6	9.1	8.9	6.4	
3-5	0.4	2.7	6.7	8.6	4.0	
6-9	0.1	1.3	4.1	6.5	2.5	
10-19	0.2	1.2	2.8	5.5	2.0	
20-39	0.0	0.3	1.7	3.2	1.0	
40	0.0	0.7	2.2	5.6	1.7	
N of Valid	3690	4057	3319	2123	13189	
N of Miss	581	193	179	143	1096	

Table 175: On how many occasions have you drunk flavored alcoholic beverages, sometimes called 'alcopops' (like Mike's Hard Lemonade, Smirnoff Ice, Bacardi Breezers, etc.) during the past 30 days?








Response	6	8	10	12	Total	
0	99.4	95.8	88.8	83.0	93.0	
1-2	0.5	2.8	6.4	9.8	4.2	
3-5	0.1	0.7	2.7	3.8	1.5	
6-9	0.1	0.3	0.9	1.8	0.6	
10-19	0.0	0.1	0.5	0.8	0.3	
20-39	0.0	0.1	0.3	0.3	0.2	
40	0.0	0.1	0.3	0.4	0.2	
N of Valid	3681	4057	3324	2128	13190	
N of Miss	590	193	174	138	1095	

Table 176: If you used prescription drugs or over the counter drugs without a doctor telling you to use it or for the purpose of getting high, where did you get these drugs? - Did not use



Response	6	8	10	12	Total	
No	18.1	9.8	13.4	18.4	14.5	
Yes	81.9	90.2	86.6	81.6	85.5	
N of Valid	4271	4250	3498	2266	14285	
N of Miss	0	0	0	0	0	

Table 177: If you used prescription drugs or over the counter drugs without a doctor telling you to use it or for the purpose of getting high, where did you get these drugs? - Bought or took from store or shop



Response	6	8	10	12	Total	
No	99.7	99.6	99.2	98.9	99.4	
Yes	0.3	0.4	0.8	1.1	0.6	
N of Valid	4271	4250	3498	2266	14285	
N of Miss	0	0	0	0	0	

Table 178: If you used prescription drugs or over the counter drugs without a doctor telling you to use it or for the purpose of getting high, where did you get these drugs? -
Got from parents with permission



Response	6	8	10	12	Total	
No	99.6	99.4	98.9	98.9	99.3	
Yes	0.4	0.6	1.1	1.1	0.7	
N of Valid	4271	4250	3498	2266	14285	
N of Miss	0	0	0	0	0	

Table 179: If you used prescription drugs or over the counter drugs without a doctor telling you to use it or for the purpose of getting high, where did you get these drugs? -
Got from home without permission



Response	6	8	10	12	Total	
No	99.8	98.9	98.4	97.7	98.9	
Yes	0.2	1.1	1.6	2.3	1.1	
N of Valid	4271	4250	3498	2266	14285	
N of Miss	0	0	0	0	0	

Table 180: If you used prescription drugs or over the counter drugs without a doctor telling you to use it or for the purpose of getting high, where did you get these drugs? -
Got from relative with permission



Response	6	8	10	12	Total	
No	99.8	99.8	99.2	99.3	99.6	
Yes	0.2	0.2	0.8	0.7	0.4	
N of Valid	4271	4250	3498	2266	14285	
N of Miss	0	0	0	0	0	

Table 181: If you used prescription drugs or over the counter drugs without a doctor telling you to use it or for the purpose of getting high, where did you get these drugs? -
Got from relative without permission



Response	6	8	10	12	Total	
No	99.9	99.8	99.2	99.5	99.6	
Yes	0.1	0.2	0.8	0.5	0.4	
N of Valid	4271	4250	3498	2266	14285	
N of Miss	0	0	0	0	0	

Table 182: If you used prescription drugs or over the counter drugs without a doctor telling you to use it or for the purpose of getting high, where did you get these drugs? -
Got from friend's home with permission



Response	6	8	10	12	Total	
No	99.8	99.6	99.0	98.3	99.3	
Yes	0.2	0.4	1.0	1.7	0.7	
N of Valid	4271	4250	3498	2266	14285	
N of Miss	0	0	0	0	0	

Table 183: If you used prescription drugs or over the counter drugs without a doctor telling you to use it or for the purpose of getting high, where did you get these drugs? -
Got from friend's home without permission



Response	6	8	10	12	Total	
No	99.9	99.7	99.5	99.6	99.7	
Yes	0.1	0.3	0.5	0.4	0.3	
N of Valid	4271	4250	3498	2266	14285	
N of Miss	0	0	0	0	0	

Table 184: If you used prescription drugs or over the counter drugs without a doctor telling you to use it or for the purpose of getting high, where did you get these drugs? -
Got from friend at school



Response	6	8	10	12	Total	
No	99.9	99.5	98.0	98.4	99.1	
Yes	0.1	0.5	2.0	1.6	0.9	
N of Valid	4271	4250	3498	2266	14285	
N of Miss	0	0	0	0	0	

Table 185: If you used prescription drugs or over the counter drugs without a doctor telling you to use it or for the purpose of getting high, where did you get these drugs? -
Got from friend at party



Response	6	8	10	12	Total	
No	99.9	99.5	98.6	98.5	99.2	
Yes	0.1	0.5	1.4	1.5	0.8	
N of Valid	4271	4250	3498	2266	14285	
N of Miss	0	0	0	0	0	

Table 186: If you used prescription drugs or over the counter drugs without a doctor telling you to use it or for the purpose of getting high, where did you get these drugs? -
Got from friend, elsewhere



Response	6	8	10	12	Total	
No	99.8	99.2	97.1	96.3	98.4	
Yes	0.2	0.8	2.9	3.7	1.6	
N of Valid	4271	4250	3498	2266	14285	
N of Miss	0	0	0	0	0	

Table 187: If you used prescription drugs or over the counter drugs without a doctor telling you to use it or for the purpose of getting high, where did you get these drugs? -
Got from internet sale



Response	6	8	10	12	Total	
No	99.8	99.9	99.7	99.6	99.8	
Yes	0.2	0.1	0.3	0.4	0.2	
N of Valid	4271	4250	3498	2266	14285	
N of Miss	0	0	0	0	0	

Table 188: During the last month, about how many marijuana cigarettes, or the equivalent, did you smoke a day, on the average?








Response	6	8	10	12	Total	
None	99.2	95.0	88.3	85.3	92.9	
Less than 1 a day	0.5	2.4	5.4	6.0	3.2	
1 a day	0.0	0.9	1.9	2.6	1.2	
2-3 a day	0.1	0.9	2.0	2.9	1.3	
4-6 a day	0.0	0.4	1.2	1.6	0.7	
7-10 a day	0.0	0.1	0.6	0.6	0.3	
11 or more a day	0.1	0.2	0.8	1.0	0.5	
N of Valid	3589	4010	3297	2095	12991	
N of Miss	682	240	201	171	1294	

Table 189: How wrong do your friends feel it would be for YOU to: have one or two drinks of an alcoholic beverage nearly every day?





Response	6	8	10	12	Total	
Very wrong	86.2	65.5	47.1	38.9	62.3	
Wrong	10.0	18.9	23.2	25.6	18.6	
A little bit wrong	2.8	10.2	17.6	20.9	11.8	
Not at all wrong	1.0	5.5	12.0	14.6	7.4	
N of Valid	3568	4000	3288	2085	12941	
N of Miss	703	250	210	181	1344	

Table 190: How wrong do your friends feel it would be for YOU to: smoke tobacco?





Response	6	8	10	12	Total	
Very wrong	91.0	73.8	56.7	46.7	69.8	
Wrong	6.5	15.5	22.7	21.0	15.8	
A little bit wrong	1.6	6.5	11.1	16.8	8.0	
Not at all wrong	0.8	4.1	9.5	15.5	6.4	
N of Valid	3560	3992	3277	2083	12912	
N of Miss	711	258	221	183	1373	

Table 191: How wrong do your friends feel it would be for YOU to: smoke marijuana?





Response	6	8	10	12	Total	
Very wrong	93.2	72.5	48.5	39.1	66.7	
Wrong	4.4	12.0	17.3	16.0	11.9	
A little bit wrong	1.2	7.6	14.2	18.9	9.3	
Not at all wrong	1.2	7.9	20.0	26.0	12.1	
N of Valid	3549	3994	3279	2082	12904	
N of Miss	722	256	219	184	1381	

Table 192: How wrong do your friends feel it would be for YOU to: use prescription drugs not prescribed to you?





Response	6	8	10	12	Total	
Very wrong	92.4	80.3	67.5	61.6	77.4	
Wrong	5.7	11.9	18.4	19.9	13.1	
A little bit wrong	1.0	4.7	7.9	11.6	5.6	
Not at all wrong	1.0	3.0	6.2	6.8	3.9	
N of Valid	3553	3988	3281	2086	12908	
N of Miss	718	262	217	180	1377	

Table 193: How wrong would most adults (over 21) in your neighborhood think it is for kids your age: to use marijuana?





Response	6	8	10	12	Total	
Very wrong	91.0	79.4	66.7	59.1	76.1	
Wrong	6.3	12.8	18.8	22.4	14.1	
A little bit wrong	1.4	5.3	9.5	11.8	6.4	
Not at all wrong	1.3	2.5	5.0	6.8	3.5	
N of Valid	3518	3981	3274	2080	12853	
N of Miss	753	269	224	186	1432	

Table 194: How wrong would most adults (over 21) in your neighborhood think it is for kids your age: to drink alcohol?





Response	6	8	10	12	Total	
Very wrong	85.2	73.9	58.5	50.6	69.3	
Wrong	10.0	15.2	23.6	24.0	17.4	
A little bit wrong	3.0	7.7	11.9	17.4	9.1	
Not at all wrong	1.7	3.2	5.9	7.9	4.3	
N of Valid	3510	3991	3262	2076	12839	
N of Miss	761	259	236	190	1446	

Table 195: How wrong would most adults (over 21) in your neighborhood think it is for kids your age: to smoke cigarettes?





Response	6	8	10	12	Total	
Very wrong	87.7	77.7	66.6	54.8	73.9	
Wrong	8.2	13.6	19.7	23.1	15.2	
A little bit wrong	2.3	5.8	8.8	14.3	7.0	
Not at all wrong	1.8	2.8	4.9	7.8	3.9	
N of Valid	3506	3986	3265	2073	12830	
N of Miss	765	264	233	193	1455	

Table 196: How much do each of the following statements describe your neighborhood? crime and/or drug selling





Response	6	8	10	12	Total	
NO!	84.0	73.6	66.5	66.0	73.4	
no	10.8	17.3	23.1	24.3	18.2	
yes	3.7	6.7	8.2	7.7	6.4	
YES!	1.4	2.3	2.3	2.0	2.0	
N of Valid	3468	3951	3265	2078	12762	
N of Miss	803	299	233	188	1523	

Table 197: How much do each of the following statements describe your neighborhood? fights





Response	6	8	10	12	Total	
NO!	74.3	65.9	64.9	67.0	68.1	
no	14.6	21.5	24.6	25.3	21.0	
yes	8.7	9.6	8.2	6.5	8.5	
YES!	2.4	3.0	2.2	1.3	2.4	
N of Valid	3463	3954	3257	2073	12747	
N of Miss	808	296	241	193	1538	

Table 198: How much do each of the following statements describe your neighborhood? lots of empty or abandoned buildings

Response	6	8	10	12	Total	
NO!	78.8	71.6	68.0	69.9	72.3	
no	16.0	22.0	25.4	24.7	21.7	
yes	3.8	4.8	5.5	4.6	4.7	
YES!	1.4	1.5	1.1	0.8	1.3	
N of Valid	3452	3954	3256	2071	12733	
N of Miss	819	296	242	195	1552	

Table 199: How much do each of the following statements describe your neighborhood? lots of graffiti

Response	6	8	10	12	Total	
NO!	83.8	76.2	72.8	74.2	77.0	
no	11.8	17.7	22.9	22.5	18.2	
yes	3.2	4.5	3.1	2.6	3.4	
YES!	1.3	1.6	1.2	0.8	1.3	
N of Valid	3413	3923	3238	2066	12640	
N of Miss	858	327	260	200	1645	

Table 200: I feel safe in my neighborhood.

Response	6	8	10	12	Total	
NO!	7.5	6.2	5.5	4.9	6.2	
no	7.4	7.8	8.1	5.8	7.4	
yes	26.9	34.1	37.7	37.1	33.6	
YES!	58.2	51.9	48.7	52.2	52.8	
N of Valid	3456	3947	3256	2063	12722	
N of Miss	815	303	242	203	1563	

Table 201: If a kid smoked marijuana in your neighborhood would he or she be caught by the police?

Response	6	8	10	12	Total	
NO!	9.4	11.8	16.7	20.6	13.8	
no	15.9	31.5	45.3	49.6	33.8	
yes	31.0	31.6	25.5	20.3	28.0	
YES!	43.7	25.2	12.5	9.5	24.3	
N of Valid	3385	3886	3226	2052	12549	
N of Miss	886	364	272	214	1736	

Table 202: If a kid drank some beer, wine or hard liquor (for example, vodka, whiskey, or gin) in your neighborhood would he or she be caught by the police?

Response	6	8	10	12	Total	
NO!	10.5	15.0	20.8	26.0	17.1	
no	21.3	38.4	51.0	51.6	39.2	
yes	32.0	27.3	19.4	15.8	24.6	
YES!	36.2	19.4	8.8	6.5	19.1	
N of Valid	3364	3876	3229	2047	12516	
N of Miss	907	374	269	219	1769	

Table 203: If a kid carried a handgun in your neighborhood would he or she be caught by the police?

Response	6	8	10	12	Total	
NO!	9.6	11.8	14.3	16.8	12.7	
no	12.5	21.6	29.9	32.9	23.1	
yes	28.3	31.9	31.2	29.0	30.3	
YES!	49.6	34.6	24.6	21.2	33.9	
N of Valid	3364	3878	3222	2043	12507	
N of Miss	907	372	276	223	1778	

Table 204: If you wanted to get some cigarettes, how easy would it be for you to get some?

Response	6	8	10	12	Total	
Very hard	80.8	58.8	34.4	19.0	51.7	
Sort of hard	8.7	15.9	18.1	12.1	13.9	
Sort of easy	6.0	14.6	22.3	19.6	15.2	
Very easy	4.4	10.7	25.2	49.2	19.2	
N of Valid	3285	3840	3215	2048	12388	
N of Miss	986	410	283	218	1897	

Table 205: If you wanted to get some beer, wine or hard liquor (for example, vodka, whiskey, or gin), how easy would it be for you to get some?

Response	6	8	10	12	Total	
Very hard	77.7	51.7	28.7	19.0	47.2	
Sort of hard	10.0	17.0	16.4	14.1	14.5	
Sort of easy	7.3	16.3	24.3	27.8	17.9	
Very easy	5.0	15.1	30.5	39.1	20.4	
N of Valid	3269	3838	3216	2046	12369	
N of Miss	1002	412	282	220	1916	

Table 206: If you wanted to get a drug like cocaine, LSD, or amphetamines, how easy would it be for you to get some?

Response	6	8	10	12	Total	
Very hard	94.6	84.5	66.1	56.6	77.7	
Sort of hard	3.4	9.1	17.2	23.6	12.1	
Sort of easy	1.1	3.6	8.0	10.7	5.3	
Very easy	0.9	2.8	8.7	9.2	4.9	
N of Valid	3260	3829	3212	2042	12343	
N of Miss	1011	421	286	224	1942	

Table 207: If you wanted to get a handgun, how easy would it be for you to get one?


Response	6	8	10	12	Total	
Very hard	80.5	70.2	60.2	56.4	68.0	
Sort of hard	9.9	13.0	15.6	17.7	13.6	
Sort of easy	5.7	8.2	10.7	11.1	8.7	
Very easy	3.9	8.6	13.4	14.8	9.6	
N of Valid	3265	3823	3205	2042	12335	
N of Miss	1006	427	293	224	1950	

Table 208: If you wanted to get some marijuana, how easy would it be for you to get some?


Response	6	8	10	12	Total	
Very hard	92.5	70.9	39.4	27.2	61.1	
Sort of hard	3.6	8.1	11.2	10.2	8.1	
Sort of easy	2.2	9.9	16.1	18.3	10.9	
Very easy	1.7	11.1	33.3	44.3	19.9	
N of Valid	3243	3807	3197	2040	12287	
N of Miss	1028	443	301	226	1998	

Table 209: If you wanted to get prescription drugs for the purpose of getting high, how easy would it be for you to get some?


Response	6	8	10	12	Total	
Very hard	86.1	67.8	47.6	37.8	62.4	
Sort of hard	6.7	11.8	16.2	19.8	12.9	
Sort of easy	3.4	10.5	16.2	19.5	11.6	
Very easy	3.8	9.9	19.9	22.8	13.0	
N of Valid	3241	3815	3201	2041	12298	
N of Miss	1030	435	297	225	1987	

Table 210: If you wanted to get synthetic marijuana such as K2 or chemical products such as bath salts to get high, how easy would it be for you to get some?


Response	6	8	10	12	Total	
Very hard	94.2	81.9	63.8	54.5	75.9	
Sort of hard	3.0	9.0	15.6	21.3	11.2	
Sort of easy	1.4	4.9	10.1	11.8	6.5	
Very easy	1.4	4.2	10.5	12.4	6.4	
N of Valid	3234	3819	3204	2042	12299	
N of Miss	1037	431	294	224	1986	

Table 211: If you wanted to get steroids to use or to enhance athletic performance, how easy would it be for you to get some?


Response	6	8	10	12	Total	
Very hard	92.5	83.9	68.8	58.9	78.1	
Sort of hard	4.3	9.3	16.0	22.2	11.9	
Sort of easy	1.8	4.2	8.0	9.7	5.5	
Very easy	1.3	2.6	7.2	9.2	4.6	
N of Valid	3231	3813	3197	2039	12280	
N of Miss	1040	437	301	227	2005	

Table 212: If you wanted to get e-cigarettes, e-cigars, or e-hookahs, how easy would it be for you to get some?


Response	6	8	10	12	Total	
Very hard	87.9	70.0	44.0	29.8	61.3	
Sort of hard	6.0	10.5	13.5	10.0	10.0	
Sort of easy	3.2	9.1	17.2	17.7	11.1	
Very easy	2.9	10.4	25.2	42.5	17.6	
N of Valid	3234	3812	3203	2040	12289	
N of Miss	1037	438	295	226	1996	

Table 213: During the past 12 months, have you participated in any alcohol prevention programs or seen any alcohol prevention messages in your school or community? Yes, a school-based program focused on preventing underage drinking and/or drinking and driving.



Response	6	8	10	12	Total	
No	73.4	78.9	87.9	89.8	81.2	
Yes	26.6	21.1	12.1	10.2	18.8	
N of Valid	4271	4250	3498	2266	14285	
N of Miss	0	0	0	0	0	

Table 214: During the past 12 months, have you participated in any alcohol prevention programs or seen any alcohol prevention messages in your school or community? Yes, a community-based program focused on preventing underage drinking and/or drinking and driving (for example, through your church or temple or through youth groups like Boys and Girls Club or 4-H).



Response	6	8	10	12	Total	
No	91.5	93.0	95.1	96.2	93.6	
Yes	8.5	7.0	4.9	3.8	6.4	
N of Valid	4271	4250	3498	2266	14285	
N of Miss	0	0	0	0	0	

Table 215: During the past 12 months, have you participated in any alcohol prevention programs or seen any alcohol prevention messages in your school or community? Yes, a media campaign addressing underage drinking and/or drinking and driving (for example, newspaper ads, posters, pamphlets, radio, TV).



Response	6	8	10	12	Total	
No	89.9	88.3	90.2	91.6	89.8	
Yes	10.1	11.7	9.8	8.4	10.2	
N of Valid	4271	4250	3498	2266	14285	
N of Miss	0	0	0	0	0	

Table 216: During the past 12 months, have you participated in any alcohol prevention programs or seen any alcohol prevention messages in your school or community? No



Response	6	8	10	12	Total	
No	58.9	41.9	31.3	28.8	42.3	
Yes	41.1	58.1	68.7	71.2	57.7	
N of Valid	4271	4250	3498	2266	14285	
N of Miss	0	0	0	0	0	

Table 217: How wrong do your parents feel it would be for YOU to: have one or two drinks of an alcoholic beverage nearly every day?





Response	6	8	10	12	Total	
Very wrong	93.3	87.2	81.3	74.4	85.2	
Wrong	5.0	8.7	12.2	15.4	9.7	
A little bit wrong	1.2	2.6	5.1	7.4	3.6	
Not at all wrong	0.5	1.5	1.5	2.9	1.5	
N of Valid	3325	3900	3224	2051	12500	
N of Miss	946	350	274	215	1785	

Table 218: How wrong do your parents feel it would be for YOU to: smoke tobacco?





Response	6	8	10	12	Total	
Very wrong	97.1	92.9	86.5	75.7	89.6	
Wrong	2.1	5.0	9.0	14.8	6.9	
A little bit wrong	0.4	1.3	3.0	5.8	2.2	
Not at all wrong	0.3	0.8	1.5	3.8	1.3	
N of Valid	3321	3891	3216	2050	12478	
N of Miss	950	359	282	216	1807	

Table 219: How wrong do your parents feel it would be for YOU to: smoke marijuana?





Response	6	8	10	12	Total	
Very wrong	98.1	92.2	83.1	77.3	89.0	
Wrong	1.1	4.1	8.8	11.4	5.7	
A little bit wrong	0.4	2.0	5.3	6.2	3.1	
Not at all wrong	0.3	1.8	2.7	5.1	2.2	
N of Valid	3291	3874	3201	2044	12410	
N of Miss	980	376	297	222	1875	

Table 220: How wrong do your parents feel it would be for YOU to: use prescription drugs not prescribed to you?

Response	6	8	10	12	Total	
Very wrong	97.2	94.1	90.4	86.6	92.8	
Wrong	2.0	3.9	6.5	9.2	4.9	
A little bit wrong	0.5	1.2	2.2	2.6	1.5	
Not at all wrong	0.3	0.8	0.9	1.5	0.8	
N of Valid	3310	3879	3208	2044	12441	
N of Miss	961	371	290	222	1844	

Table 221: How wrong do your parents feel it would be for YOU to: steal something worth more than \$5?

Response	6	8	10	12	Total	
Very wrong	90.6	83.6	83.6	84.0	85.5	
Wrong	7.7	12.8	12.7	12.2	11.3	
A little bit wrong	1.4	2.9	2.7	2.6	2.4	
Not at all wrong	0.4	0.8	1.0	1.2	0.8	
N of Valid	3311	3889	3209	2048	12457	
N of Miss	960	361	289	218	1828	

Table 222: How wrong do your parents feel it would be for YOU to: draw graffiti, write things, or draw pictures on buildings or other property (without the owner's permission)?

Response	6	8	10	12	Total	
Very wrong	94.4	87.5	84.6	83.1	87.9	
Wrong	4.3	8.8	10.7	12.4	8.7	
A little bit wrong	0.9	2.2	3.3	3.0	2.3	
Not at all wrong	0.4	1.5	1.4	1.4	1.2	
N of Valid	3308	3891	3213	2045	12457	
N of Miss	963	359	285	221	1828	

Table 223: How wrong do your parents feel it would be for YOU to: pick a fight with someone?





Response	6	8	10	12	Total	
Very wrong	80.5	65.7	61.3	62.7	68.0	
Wrong	14.2	21.2	23.7	23.4	20.4	
A little bit wrong	4.1	10.6	12.1	11.1	9.3	
Not at all wrong	1.1	2.5	3.0	2.7	2.3	
N of Valid	3314	3884	3207	2045	12450	
N of Miss	957	366	291	221	1835	

Table 224: During the past 12 months, have you talked with at least one of your parents about the dangers of underage drinking and/or drinking and driving? By parents, we mean either your biological parents, adoptive parents, stepparents, or adult guardians - whether or not they live with you.



Response	6	8	10	12	Total	
No	40.3	48.9	48.6	51.8	47.1	
Yes	59.7	51.1	51.4	48.2	52.9	
N of Valid	3181	3820	3177	2017	12195	
N of Miss	1090	430	321	249	2090	

Table 225: The rules in my family are clear.





Response	6	8	10	12	Total	
NO!	1.8	1.7	2.2	2.9	2.1	
no	4.0	6.1	6.6	6.1	5.7	
yes	23.3	31.3	38.8	41.2	32.8	
YES!	70.9	61.0	52.4	49.8	59.5	
N of Valid	3221	3862	3207	2043	12333	
N of Miss	1050	388	291	223	1952	

Table 226: People in my family have serious arguments about the same things, and often insult or yell at each other.

Response	6	8	10	12	Total	
NO!	42.4	31.4	24.0	26.4	31.5	
no	34.5	40.0	41.6	42.1	39.3	
yes	16.1	19.6	23.5	22.2	20.1	
YES!	7.1	9.0	10.9	9.2	9.0	
N of Valid	3184	3835	3200	2036	12255	
N of Miss	1087	415	298	230	2030	

Table 227: When I am not at home, one of my parents knows where I am and who I am with.

Response	6	8	10	12	Total	
NO!	2.6	2.7	2.6	4.1	2.9	
no	3.4	5.3	6.3	7.6	5.4	
yes	22.3	31.4	39.0	46.8	33.5	
YES!	71.7	60.7	52.1	41.5	58.1	
N of Valid	3220	3853	3194	2039	12306	
N of Miss	1051	397	304	227	1979	

Table 228: My family has clear rules about alcohol and drug use.

Response	6	8	10	12	Total	
NO!	2.9	2.6	2.5	3.8	2.8	
no	3.5	7.9	9.4	9.6	7.4	
yes	14.2	21.3	31.1	35.9	24.4	
YES!	79.5	68.2	57.0	50.7	65.3	
N of Valid	3180	3835	3201	2036	12252	
N of Miss	1091	415	297	230	2033	

Table 229: If you skipped school would you be caught by your parents?





Response	6	8	10	12	Total	
NO!	3.6	3.8	5.7	7.6	4.9	
no	4.1	9.0	17.5	22.2	12.1	
yes	16.0	25.2	30.4	35.0	25.8	
YES!	76.3	62.1	46.4	35.2	57.2	
N of Valid	3185	3826	3185	2037	12233	
N of Miss	1086	424	313	229	2052	

Table 230: My parents ask if I've gotten my homework done.





Response	6	8	10	12	Total	
NO!	2.0	4.1	7.0	10.7	5.4	
no	3.8	10.6	15.1	24.9	12.4	
yes	21.4	31.1	38.3	37.0	31.4	
YES!	72.8	54.2	39.6	27.5	50.8	
N of Valid	3201	3835	3196	2037	12269	
N of Miss	1070	415	302	229	2016	

Table 231: Would your parents know if you did not come home on time?





Response	6	8	10	12	Total	
NO!	3.2	3.2	3.9	6.2	3.9	
no	5.3	10.1	10.8	13.0	9.5	
yes	20.5	28.7	36.1	39.1	30.2	
YES!	71.0	58.0	49.3	41.7	56.4	
N of Valid	3187	3833	3191	2030	12241	
N of Miss	1084	417	307	236	2044	

Table 232: Do you know how to properly dispose of leftover prescription drugs?



Response	6	8	10	12	Total	
No	76.5	72.4	62.5	60.6	68.8	
Yes	23.5	27.6	37.5	39.4	31.2	
N of Valid	2936	3683	3079	1991	11689	
N of Miss	1335	567	419	275	2596	

Table 233: Have any of your brothers or sisters ever: drunk beer, wine or hard liquor (for example, vodka, whiskey or gin)?




Response	6	8	10	12	Total	
No	81.6	66.0	50.1	42.6	62.0	
Yes	14.9	30.0	45.3	53.2	34.0	
I don't have any brothers or sisters	3.5	4.1	4.6	4.1	4.1	
N of Valid	3157	3808	3182	2036	12183	
N of Miss	1114	442	316	230	2102	

Table 234: Have any of your brothers or sisters ever: smoked marijuana?




Response	6	8	10	12	Total	
No	92.7	82.3	68.7	61.0	77.9	
Yes	3.8	13.6	27.0	34.9	18.1	
I don't have any brothers or sisters	3.4	4.1	4.3	4.0	4.0	
N of Valid	3154	3803	3173	2029	12159	
N of Miss	1117	447	325	237	2126	

Table 235: Have any of your brothers or sisters ever: smoked cigarettes?




Response	6	8	10	12	Total	
No	87.3	76.6	67.9	62.3	74.7	
Yes	9.2	19.4	27.6	33.5	21.2	
I don't have any brothers or sisters	3.5	4.1	4.5	4.2	4.1	
N of Valid	3149	3801	3169	2030	12149	
N of Miss	1122	449	329	236	2136	

Table 236: Have any of your brothers or sisters ever: taken a handgun to school?




Response	6	8	10	12	Total	
No	95.9	95.0	94.0	94.9	94.9	
Yes	0.6	1.0	1.6	1.0	1.1	
I don't have any brothers or sisters	3.5	4.0	4.4	4.1	4.0	
N of Valid	3143	3790	3175	2029	12137	
N of Miss	1128	460	323	237	2148	

Table 237: Have any of your brothers or sisters ever: been suspended or expelled from school?




Response	6	8	10	12	Total	
No	85.1	76.9	72.6	74.3	77.5	
Yes	11.5	19.0	22.9	21.6	18.5	
I don't have any brothers or sisters	3.5	4.1	4.5	4.1	4.0	
N of Valid	3140	3796	3173	2029	12138	
N of Miss	1131	454	325	237	2147	

Table 238: Have any of your brothers or sisters ever: used e-cigarettes, e-cigars or e-hookahs?




Response	6	8	10	12	Total	
No	91.7	83.3	73.5	70.8	80.8	
Yes	4.8	12.6	22.1	25.2	15.2	
I don't have any brothers or sisters	3.5	4.1	4.4	4.0	4.0	
N of Valid	3142	3796	3166	2031	12135	
N of Miss	1129	454	332	235	2150	

Table 239: Have any of your brothers or sisters ever: used prescription drugs not prescribed to him/her?




Response	6	8	10	12	Total	
No	93.9	89.9	84.7	82.2	88.3	
Yes	2.6	6.0	10.9	13.7	7.7	
I don't have any brothers or sisters	3.5	4.1	4.5	4.1	4.0	
N of Valid	3131	3799	3174	2028	12132	
N of Miss	1140	451	324	238	2153	

Table 240: Have you changed homes in the past year (the last 12 months)?



Response	6	8	10	12	Total	
No	74.5	73.6	76.5	78.6	75.4	
Yes	25.5	26.4	23.5	21.4	24.6	
N of Valid	3136	3816	3196	2042	12190	
N of Miss	1135	434	302	224	2095	

Table 241: How many times have you changed homes since kindergarten?






Response	6	8	10	12	Total	
Never	39.7	31.5	27.5	23.7	31.2	
1 or 2 times	30.8	31.6	31.8	31.3	31.4	
3 or 4 times	17.5	19.4	18.4	22.3	19.1	
5 or 6 times	6.5	8.9	11.5	10.2	9.2	
7 or more times	5.5	8.6	10.8	12.5	9.0	
N of Valid	3087	3780	3174	2031	12072	
N of Miss	1184	470	324	235	2213	

Table 242: Have you changed schools (including changing from elementary to middle and middle to high school) in the past year?



Response	6	8	10	12	Total	
No	35.1	51.8	55.3	79.3	53.1	
Yes	64.9	48.2	44.7	20.7	46.9	
N of Valid	3047	3757	3173	2026	12003	
N of Miss	1224	493	325	240	2282	

Table 243: How many times have you changed schools since kindergarten (including changing from elementary to middle and middle to high school)?






Response	6	8	10	12	Total	
Never	22.7	18.4	17.0	18.2	19.1	
1 or 2 times	45.3	35.7	20.4	18.3	31.2	
3 or 4 times	21.2	29.1	36.2	34.3	29.8	
5 or 6 times	7.3	9.0	15.9	18.2	11.9	
7 or more times	3.5	7.8	10.6	11.0	8.0	
N of Valid	3076	3770	3179	2033	12058	
N of Miss	1195	480	319	233	2227	

Table 244: Has anyone in your family ever had severe alcohol or drug problems?



Response	6	8	10	12	Total	
No	79.7	68.6	61.7	59.0	68.0	
Yes	20.3	31.4	38.3	41.0	32.0	
N of Valid	3079	3770	3182	2033	12064	
N of Miss	1192	480	316	233	2221	

Table 245: About how many adults (over 21) have you known personally who in the past year have: used marijuana, crack, cocaine, or other drugs?






Response	6	8	10	12	Total	
0	84.9	73.8	61.2	55.5	70.2	
1	8.7	12.1	14.6	14.5	12.3	
2	3.1	6.5	9.7	11.2	7.3	
3-4	1.5	3.5	6.7	8.5	4.7	
5	1.8	4.1	7.9	10.2	5.5	
N of Valid	3061	3766	3167	2029	12023	
N of Miss	1210	484	331	237	2262	

Table 246: About how many adults (over 21) have you known personally who in the past year have: sold or dealt drugs?






Response	6	8	10	12	Total	
0	93.2	85.3	76.7	71.3	82.7	
1	4.1	7.5	9.9	11.6	8.0	
2	1.7	3.6	5.6	7.4	4.3	
3-4	0.3	1.5	3.5	4.7	2.3	
5	0.7	2.1	4.3	4.8	2.8	
N of Valid	3039	3755	3159	2027	11980	
N of Miss	1232	495	339	239	2305	

Table 247: About how many adults (over 21) have you known personally who in the past year have: done other things that could get them in trouble with the police, like stealing, selling stolen goods, mugging or assaulting others, etc.?






Response	6	8	10	12	Total	
0	88.5	79.8	73.4	72.5	79.1	
1	7.7	10.7	12.4	12.2	10.6	
2	2.0	3.7	5.6	6.5	4.2	
3-4	0.9	2.8	4.0	4.2	2.9	
5	1.0	3.0	4.6	4.5	3.2	
N of Valid	3048	3757	3170	2025	12000	
N of Miss	1223	493	328	241	2285	

Table 248: About how many adults (over 21) have you known personally who in the past year have: gotten drunk or high?






Response	6	8	10	12	Total	
0	70.2	50.5	37.9	32.3	49.1	
1	15.8	19.1	17.3	16.1	17.3	
2	5.7	9.6	12.7	12.8	10.0	
3-4	3.8	7.6	11.1	12.6	8.4	
5	4.6	13.2	21.1	26.3	15.3	
N of Valid	3049	3744	3165	2028	11986	
N of Miss	1222	506	333	238	2299	

Table 249: Have you seen or heard information about underage drinking in the past 12 months from the following sources? Radio



Response	6	8	10	12	Total	
No	62.9	55.8	56.8	56.7	58.0	
Yes	37.1	44.2	43.2	43.3	42.0	
N of Valid	3109	3789	3194	2061	12153	
N of Miss	1162	461	304	205	2132	

Table 250: Have you seen or heard information about underage drinking in the past 12 months from the following sources? TV.



Response	6	8	10	12	Total	
No	38.6	32.2	34.3	37.0	35.2	
Yes	61.4	67.8	65.7	63.0	64.8	
N of Valid	3116	3774	3200	2057	12147	
N of Miss	1155	476	298	209	2138	

Table 251: Have you seen or heard information about underage drinking in the past 12 months from the following sources? Print. This includes information on underage drinking you may have seen in the newspaper, on a billboard, in pamphlets, on stickers, etc.



Response	6	8	10	12	Total	
No	55.0	49.3	51.2	51.8	51.7	
Yes	45.0	50.7	48.8	48.2	48.3	
N of Valid	3092	3776	3188	2056	12112	
N of Miss	1179	474	310	210	2173	

Table 252: Have you seen or heard information about underage drinking in the past 12 months from the following sources? Website or social media? (Facebook, Myspace, website, etc.)



Response	6	8	10	12	Total	
No	59.0	46.2	43.8	44.9	48.6	
Yes	41.0	53.8	56.2	55.1	51.4	
N of Valid	3091	3776	3191	2059	12117	
N of Miss	1180	474	307	207	2168	

Table 253: The next questions ask about your opinions of the information you saw or heard. If you have seen or heard more than one ad, please think about your favorite ad when answering these questions. The information about underage drinking that I saw or heard was convincing.


Response	6	8	10	12	Total	
NO!	26.2	15.9	14.7	15.7	18.1	
no	7.5	13.3	21.9	23.7	15.9	
yes	20.3	30.9	35.3	36.1	30.3	
YES!	22.8	20.4	12.7	10.8	17.3	
I have not seen or heard any ads about underage drinking in the past 12 months.	23.2	19.5	15.4	13.7	18.4	
N of Valid	2982	3719	3166	2051	11918	
N of Miss	1289	531	332	215	2367	

Table 254: The next questions ask about your opinions of the information you saw or heard. If you have seen or heard more than one ad, please think about your favorite ad when answering these questions. The information about underage drinking that I saw or heard grabbed my attention.

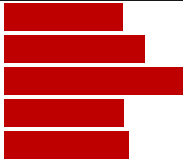
Response	6	8	10	12	Total	
NO!	24.6	14.9	13.8	14.9	17.1	
no	11.9	19.6	25.8	27.3	20.6	
yes	18.3	27.1	32.5	31.7	27.1	
YES!	22.5	19.1	13.0	12.2	17.1	
I have not seen or heard any ads about underage drinking in the past 12 months.	22.7	19.2	14.9	13.9	18.1	
N of Valid	2987	3708	3159	2049	11903	
N of Miss	1284	542	339	217	2382	

Table 255: The next questions ask about your opinions of the information you saw or heard. If you have seen or heard more than one ad, please think about your favorite ad when answering these questions. The information about underage drinking that I saw or heard said something important to me.

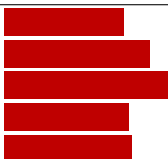
Response	6	8	10	12	Total	
NO!	22.6	15.1	14.9	16.4	17.1	
no	11.4	19.9	27.6	29.2	21.4	
yes	17.3	25.7	28.5	28.9	24.9	
YES!	25.3	19.4	13.6	11.5	18.0	
I have not seen or heard any ads about underage drinking in the past 12 months.	23.4	19.8	15.4	14.0	18.6	
N of Valid	2977	3703	3151	2048	11879	
N of Miss	1294	547	347	218	2406	

Table 256: The next questions ask about your opinions of the information you saw or heard. If you have seen or heard more than one ad, please think about your favorite ad when answering these questions. Seeing or hearing this information about underage drinking made me want to stop or decrease my drinking.










Response	6	8	10	12	Total	
NO!	24.5	17.0	17.2	19.3	19.3	
no	4.6	11.2	21.5	27.7	15.3	
yes	7.6	14.7	21.9	21.9	16.2	
YES!	24.8	24.4	16.4	12.7	20.2	
I have not seen or heard any ads about underage drinking in the past 12 months.	38.5	32.8	22.9	18.4	28.9	
N of Valid	2693	3549	3059	2024	11325	
N of Miss	1578	701	439	242	2960	

Table 257: How honest were you in filling out this survey?

Response	6	8	10	12	Total	
I was very honest	86.5	80.6	76.5	76.3	80.3	
I was honest pretty much of the time	12.0	15.9	19.1	19.1	16.3	
I was honest some of the time	1.3	2.3	2.9	3.1	2.3	
I was honest once in a while	0.3	1.2	1.5	1.5	1.1	
I was not honest at all	0.0	0.0	0.0	0.0	0.0	
N of Valid	3120	3779	3199	2072	12170	
N of Miss	1151	471	299	194	2115	