

# 2013 APNA

Arkansas Prevention Needs Assessment Student Survey



Region 1 Tables

Arkansas Department of Human Services  
Division of Behavioral Health Services  
Prevention Services

Conducted by International Survey Associates dba Pride Surveys



## Contents

1	INTRODUCTION	10
2	PERCENTAGE TABLES	15

## List of Tables

1	Sex	16
2	Age	16
3	Are you Hispanic or Latino?	16
4	What is your race? Black or African American	17
5	What is your race? Asian	17
6	What is your race? American Indian	17
7	What is your race? Alaska Native	17
8	What is your race? White	18
9	What is your race? Native Hawaiian or Other Pacific Islander	18
10	What is your race? Other	18
11	What is the highest level of schooling completed by your mother or father?	19
12	Think of where you live most of the time. Which of the following people live there with you? Mother	19
13	Think of where you live most of the time. Which of the following people live there with you? Stepmother	19
14	Think of where you live most of the time. Which of the following people live there with you? Foster Mother	20
15	Think of where you live most of the time. Which of the following people live there with you? Grandmother	20
16	Think of where you live most of the time. Which of the following people live there with you? Aunt	20
17	Think of where you live most of the time. Which of the following people live there with you? Father	20
18	Think of where you live most of the time. Which of the following people live there with you? Stepfather	21
19	Think of where you live most of the time. Which of the following people live there with you? Foster Father	21
20	Think of where you live most of the time. Which of the following people live there with you? Grandfather	21
21	Think of where you live most of the time. Which of the following people live there with you? Uncle	21
22	Think of where you live most of the time. Which of the following people live there with you? Other Adults	22
23	Think of where you live most of the time. Which of the following people live there with you? Brother(s)	22
24	Think of where you live most of the time. Which of the following people live there with you? Stepbrother(s)	22
25	Think of where you live most of the time. Which of the following people live there with you? Sister(s)	22
26	Think of where you live most of the time. Which of the following people live there with you? Stepsister(s)	23

27	Think of where you live most of the time. Which of the following people live there with you? Other Children . . . . .	23
28	In my school, students have lots of chances to help decide things like class activities and rules. . . . .	23
29	Teachers ask me to work on special classroom projects. . . . .	23
30	My teacher(s) notices when I am doing a good job and lets me know about it. . . . .	24
31	There are lots of chances for students in my school to get involved in sports, clubs, and other school activities outside of class. . . . .	24
32	There are lots of chances for students in my school to talk with a teacher one-on-one. . . . .	24
33	I feel safe at my school. . . . .	25
34	The school lets my parents know when I have done something well. . . . .	25
35	My teachers praise me when I work hard in school. . . . .	25
36	Are your school grades better than the grades of most students in your class? . . . . .	26
37	I have lots of chances to be part of class discussions or activities. . . . .	26
38	Now thinking back over the past year in school, how often did you: enjoy being in school? . . . . .	26
39	Now thinking back over the past year in school, how often did you: hate being in school? . . . . .	27
40	Now thinking back over the past year in school, how often did you: try to do your best work in school? . . . . .	27
41	How often do you feel that the school work you are assigned is meaningful and important? . . . . .	27
42	Putting them all together, what were your grades like last year? . . . . .	28
43	How important do you think the things you are learning in school are going to be for your later life? . . . . .	28
44	How interesting are most of your courses to you? . . . . .	28
45	During the LAST FOUR WEEKS how many whole days of school have you missed because you skipped or 'cut'? . . . . .	29
46	What are the chances you would be seen as cool if you: smoked cigarettes? . . . . .	29
47	What are the chances you would be seen as cool if you: worked hard at school? . . . . .	29
48	What are the chances you would be seen as cool if you: began drinking alcoholic beverages regularly, that is, at least once or twice a month? . . . . .	30
49	What are the chances you would be seen as cool if you: defended someone who was being verbally abused at school? . . . . .	30
50	What are the chances you would be seen as cool if you: smoked marijuana? . . . . .	30
51	What are the chances you would be seen as cool if you: carried a handgun? . . . . .	31

52	Think of your four best friends (the friends you feel closest to). In the past year (12 months), how many of your best friends have: participated in clubs, organizations or activities at school? . . . . .	31
53	Think of your four best friends (the friends you feel closest to). In the past year (12 months), how many of your best friends have: smoked cigarettes? . . . . .	31
54	Think of your four best friends (the friends you feel closest to). In the past year (12 months), how many of your best friends have: tried beer, wine or hard liquor (for example, vodka, whiskey, or gin) when their parents didn't know about it? . . . . .	32
55	Think of your four best friends (the friends you feel closest to). In the past year (12 months), how many of your best friends have: made a commitment to stay drug-free? . . . . .	32
56	Think of your four best friends (the friends you feel closest to). In the past year (12 months), how many of your best friends have: used marijuana? . . . . .	32
57	Think of your four best friends (the friends you feel closest to). In the past year (12 months), how many of your best friends have: used prescription drugs or non-prescription drugs for the purposes of getting high? . . . . .	33
58	Think of your four best friends (the friends you feel closest to). In the past year (12 months), how many of your best friends have: used synthetic marijuana (K2, spice) or bath salts? . . . . .	33
59	Think of your four best friends (the friends you feel closest to). In the past year (12 months), how many of your best friends have: used LSD, cocaine, amphetamines, or other illegal drugs? . . . . .	33
60	Think of your four best friends (the friends you feel closest to). In the past year (12 months), how many of your best friends have: tried to do well in school? . . . . .	34
61	Think of your four best friends (the friends you feel closest to). In the past year (12 months), how many of your best friends have: been suspended from school? . . . . .	34
62	Think of your four best friends (the friends you feel closest to). In the past year (12 months), how many of your best friends have: liked school? . . . . .	34
63	Think of your four best friends (the friends you feel closest to). In the past year (12 months), how many of your best friends have: carried a handgun? . . . . .	35
64	Think of your four best friends (the friends you feel closest to). In the past year (12 months), how many of your best friends have: sold illegal drugs? . . . . .	35
65	Think of your four best friends (the friends you feel closest to). In the past year (12 months), how many of your best friends have: regularly attended religious services? . . . . .	35

66	Think of your four best friends (the friends you feel closest to). In the past year (12 months), how many of your best friends have: stolen or tried to steal a motor vehicle such as a car or motorcycle?	36
67	Think of your four best friends (the friends you feel closest to). In the past year (12 months), how many of your best friends have: been arrested?	36
68	Think of your four best friends (the friends you feel closest to). In the past year (12 months), how many of your best friends have: dropped out of school?	36
69	Think of your four best friends (the friends you feel closest to). In the past year (12 months), how many of your best friends have: been members of a gang?	37
70	How old were you when you first: smoked marijuana?	37
71	How old were you when you first: smoked a cigarette, even just a puff?	38
72	How old were you when you first: had more than a sip or two of beer, wine or hard liquor (for example, vodka, whiskey, or gin)?	38
73	How old were you when you first: began drinking alcoholic beverages regularly, that is, at least once or twice a month?	39
74	How old were you when you first: used Daztrex?	39
75	How old were you when you first: got suspended from school?	40
76	How old were you when you first: got arrested?	40
77	How old were you when you first: carried a handgun?	41
78	How old were you when you first: attacked someone with the idea of seriously hurting them?	41
79	How old were you when you first: belonged to a gang?	42
80	How wrong do you think it is for someone your age to: take a handgun to school?	42
81	How wrong do you think it is for someone your age to: steal anything worth more than \$5?	42
82	How wrong do you think it is for someone your age to: pick a fight with someone?	43
83	How wrong do you think it is for someone your age to: attack someone with the idea of seriously hurting them?	43
84	How wrong do you think it is for someone your age to: stay away from school all day when their parents think they are at school?	43
85	How wrong do you think it is for someone your age to: drink beer, wine or hard liquor (for example, vodka, whiskey, or gin) regularly?	44
86	How wrong do you think it is for someone your age to: smoke cigarettes?	44
87	How wrong do you think it is for someone your age to: smoke marijuana?	44
88	How wrong do you think it is for someone your age to: use prescription drugs or non-prescription drugs for the purpose of getting high?	45

89	How wrong do you think it is for someone your age to: use synthetic marijuana (K2, spice) or bath salts?	45
90	How wrong do you think it is for someone your age to: use LSD, cocaine, amphetamines or another illegal drug?	45
91	At school during the past 12 months, did you receive help from the resource teacher, speech therapist or other special education teacher?	46
92	How many times in the past year (12 months) have you: been suspended from school?	46
93	How many times in the past year (12 months) have you: carried a handgun?	46
94	How many times in the past year (12 months) have you: sold illegal drugs?	47
95	How many times in the past year (12 months) have you: stolen or tried to steal a motor vehicle such as a car or motorcycle?	47
96	How many times in the past year (12 months) have you: participated in clubs, organizations or activities at school?	48
97	How many times in the past year (12 months) have you: been arrested?	48
98	How many times in the past year (12 months) have you: attacked someone with the idea of seriously hurting them?	49
99	How many times in the past year (12 months) have you: been drunk or high at school?	49
100	How many times in the past year (12 months) have you: taken a handgun to school?	50
101	Are you currently on probation, or assigned a probation officer with Juvenile Court?	50
102	Have you ever belonged to a gang?	50
103	If you have ever belonged to a gang, did that gang have a name?	51
104	You are at a party at someone's house, and one of your friends offers you a drink containing alcohol. What would you say or do?	51
105	How often do you attend religious services or activities?	51
106	I think sometimes it's okay to cheat at school.	52
107	It is important to think before you act.	52
108	Sometimes I think that life is not worth it.	52
109	At times I think I am no good at all.	53
110	All in all, I am inclined to think that I am a failure.	53
111	In the past year, have you felt depressed or sad MOST days, even if you felt okay sometimes?	53
112	It is all right to beat up people if they start the fight.	54
113	I think it is okay to take something without asking if you can get away with it.	54
114	Where do you get the most information about living a drug and alcohol free life? Parents/guardians	54
115	Where do you get the most information about living a drug and alcohol free life? Friends	55

116	Where do you get the most information about living a drug and alcohol free life? Family members . . . . .	55
117	Where do you get the most information about living a drug and alcohol free life? School . . . . .	55
118	Where do you get the most information about living a drug and alcohol free life? Internet . . . . .	56
119	Where do you get the most information about living a drug and alcohol free life? TV . . . . .	56
120	Where do you get the most information about living a drug and alcohol free life? Social media . . . . .	56
121	How much do you think people risk harming themselves (physically or in other ways) if they: smoked one or more packs of cigarettes per day? . . . . .	57
122	How much do you think people risk harming themselves (physically or in other ways) if they: try marijuana once or twice? . . . . .	57
123	How much do you think people risk harming themselves (physically or in other ways) if they: smoke marijuana once or twice a week? . . . . .	57
124	How much do you think people risk harming themselves (physically or in other ways) if they: take one or two drinks of an alcoholic beverage (beer, wine, liquor) nearly every day? . . . . .	58
125	How much do you think people risk harming themselves (physically or in other ways) if they: have five or more drinks of an alcoholic beverage once or twice each weekend? . . . . .	58
126	How much do you think people risk harming themselves (physically or in other ways) if they: use prescription drugs that are not prescribed to them? . . . . .	58
127	How much do you think people risk harming themselves (physically or in other ways) if they: use non-prescription drugs to get high? . . . . .	59
128	Have you ever used smokeless tobacco (chew, snuff, plug, dipping tobacco, or chewing tobacco)? . . . . .	59
129	How often have you taken smokeless tobacco during the past 30 days? . . . . .	59
130	Have you ever smoked cigarettes? . . . . .	60
131	How frequently have you smoked cigarettes during the past 30 days? . . . . .	60
132	Which statement best describes rules about smoking inside your home? . . . . .	60
133	Which statement best describes rules about smoking in your family cars? . . . . .	61
134	During this school year, were you taught in any of your classes about the dangers of tobacco use? . . . . .	61
135	During the past 12 months, have you participated in any community activities to discourage people your age from using cigarettes, chewing tobacco, snuff, dip or cigars? . . . . .	61
136	Think back over the last two weeks. How many times have you had five or more alcoholic drinks in a row? . . . . .	62

137	During the past 30 days, how many times did you ride in a car or other vehicle driven by someone who had been drinking alcohol or using drugs to get high? . . . . .	62
138	During the past 30 days, how many times did you drive a car or other vehicle when you had been drinking alcohol or using drugs to get high? . . . . .	62
139	If you drank alcohol (not just a sip or taste) in the past year, how did you usually get it? . . . . .	63
140	If you drank alcohol (not just a sip or taste) in the past year, where did you usually drink it? . . . . .	63
141	How do you feel about someone your age having one or two drinks of an alcoholic beverage nearly every day? . . . . .	64
142	On how many occasions have you had alcoholic beverages (beer, wine or hard liquor) to drink in your lifetime - more than just a few sips? . . . . .	64
143	On how many occasions have you drunk one of more drinks of an alcoholic beverage during the past 30 days? . . . . .	64
144	On how many occasions have you used marijuana (grass, pot) or hashish (hash, hash oil) in your lifetime? . . . . .	65
145	On how many occasions have you used marijuana (grass, pot) or hashish (hash, hash oil) during the past 30 days? . . . . .	65
146	On how many occasions have you used LSD or other psychedelics in your lifetime? . . . . .	65
147	On how many occasions have you used LSD or other psychedelics during the past 30 days? . . . . .	66
148	On how many occasions have you used cocaine or crack in your lifetime? . . . . .	66
149	On how many occasions have you used cocaine or crack during the past 30 days? . . . . .	66
150	On how many occasions have you sniffed glue, breathed the contents of an aerosol spray can, or inhaled other gases or sprays, in order to get high in your lifetime? . . . . .	67
151	On how many occasions have you sniffed glue, breathed the contents of an aerosol spray can, or inhaled other gases or sprays, in order to get high during the past 30 days? . . . . .	67
152	On how many occasions have you used Daztrex in your lifetime? . . . . .	68
153	On how many occasions have you used Daztrex during the past 30 days? . . . . .	68
154	On how many occasions have you used synthetic marijuana in your lifetime? . . . . .	68
155	On how many occasions have you used synthetic marijuana during the past 30 days? . . . . .	69
156	On how many occasions have you used methamphetamines (meth, speed, crank, crystal meth) in your lifetime? . . . . .	69



157	On how many occasions have you used methamphetamines (meth, speed, crank, crystal meth) in the past 30 days? . . . . .	69
158	On how many occasions have you used other chemical products (bath salts, plant food, etc.) in your lifetime? . . . . .	70
159	On how many occasions have you used other chemical products (bath salts, plant food, etc.) during the past 30 days? . . . . .	70
160	On how many occasions have you used heroin or other opiates in your lifetime? . . . . .	70
161	On how many occasions have you used heroin or other opiates during the past 30 days? . . . . .	71
162	On how many occasions have you used MDMA ('X', 'E', or ecstasy) in your lifetime? . . . . .	71
163	On how many occasions have you used MDMA ('X', 'E', or ecstasy) during the past 30 days? . . . . .	71
164	On how many occasions have you taken prescription drugs (such as Valium, Xanax, Ritalin, Adderall, OxyContin, Darvocet, or sleeping pills) not prescribed to you in your lifetime? . . . . .	72
165	On how many occasions have you taken prescription drugs (such as Valium, Xanax, Ritalin, Adderall, OxyContin, Darvocet, or sleeping pills) not prescribed to you during the past 30 days? . . . . .	72
166	On how many occasions have you taken non-prescription medicines such as diet pills (for example, Dietac, Dexatrim or Prolamine), stay-awake pills (for example No-Doz, Vivarin, or Wake), or cough or cold medicines (robos, DXM, etc.) to get high in your lifetime? . . . . .	73
167	On how many occasions have you taken non-prescription medicines such as diet pills (for example, Dietac, Dexatrim or Prolamine), stay-awake pills (for example No-Doz, Vivarin, or Wake), or cough or cold medicines (robos, DXM, etc.) to get high during the past 30 days? . . . . .	73
168	On how many occasions have you been drunk or very high from drinking alcoholic beverages during the past 30 days? . . . . .	74
169	On how many occasions have you drunk flavored alcoholic beverages, sometimes called 'alcopops' (like Mike's Hard Lemonade, Smirnoff Ice, Bacardi Breezers, etc.) in your lifetime? . . . . .	74
170	On how many occasions have you drunk flavored alcoholic beverages, sometimes called 'alcopops' (like Mike's Hard Lemonade, Smirnoff Ice, Bacardi Breezers, etc.) during the past 30 days? . . . . .	75
171	If you used prescription drugs or over the counter drugs without a doctor telling you to use it or for the purpose of getting high, where did you get these drugs? . . . . .	75
172	During the last month, about how many marijuana cigarettes, or the equivalent, did you smoke a day, on the average? . . . . .	76
173	How wrong do your friends feel it would be for YOU to: drink alcohol? . . . . .	76
174	How wrong do your friends feel it would be for YOU to: smoke tobacco? . . . . .	76

175	How wrong do your friends feel it would be for YOU to: smoke marijuana? . . . . .	77
176	How wrong do your friends feel it would be for YOU to: use prescription drugs not prescribed to you . . . . .	77
177	How wrong would most adults (over 21) in your neighborhood think it is for kids your age: to use marijuana? . . . . .	77
178	How wrong would most adults (over 21) in your neighborhood think it is for kids your age: to drink alcohol? . . . . .	78
179	How wrong would most adults (over 21) in your neighborhood think it is for kids your age: to smoke cigarettes? . . . . .	78
180	How much do each of the following statements describe your neighborhood? crime and/or drug selling . . . . .	78
181	How much do each of the following statements describe your neighborhood? fights . . . . .	79
182	How much do each of the following statements describe your neighborhood? lots of empty or abandoned buildings . . . . .	79
183	How much do each of the following statements describe your neighborhood? lots of graffiti . . . . .	79
184	I feel safe in my neighborhood. . . . .	80
185	If a kid smoked marijuana in your neighborhood would he or she be caught by the police? . . . . .	80
186	If a kid drank some beer, wine or hard liquor (for example, vodka, whiskey, or gin) in your neighborhood would he or she be caught by the police? . . . . .	80
187	If a kid carried a handgun in your neighborhood would he or she be caught by the police? . . . . .	81
188	If you wanted to get some cigarettes, how easy would it be for you to get some? . . . . .	81
189	If you wanted to get some beer, wine or hard liquor (for example, vodka, whiskey, or gin), how easy would it be for you to get some? . . . . .	81
190	If you wanted to get a drug like cocaine, LSD, or amphetamines, how easy would it be for you to get some? . . . . .	82
191	If you wanted to get a handgun, how easy would it be for you to get one? . . . . .	82
192	If you wanted to get some marijuana, how easy would it be for you to get some? . . . . .	82
193	If you wanted to get prescription drugs for the purpose of getting high, how easy would it be for you to get some? . . . . .	83
194	If you wanted to get synthetic marijuana such as K2 or chemical products such as bath salts to get high, how easy would it be for you to get some? . . . . .	83
195	If you wanted to get steroids to enhance athletic performance, how easy would it be for you to get some? . . . . .	83

196	During the past 12 months, have you participated in any alcohol prevention programs or seen any alcohol prevention messages in your school or community? Yes, a school-based program focused on preventing underage drinking and/or drinking and driving. . . .	84
197	During the past 12 months, have you participated in any alcohol prevention programs or seen any alcohol prevention messages in your school or community? Yes, a community-based program focused on preventing underage drinking and/or drinking and driving (for example, through your church or temple or through youth groups like Boys and Girls Club or 4-H). . . .	84
198	During the past 12 months, have you participated in any alcohol prevention programs or seen any alcohol prevention messages in your school or community? Yes, a media campaign addressing underage drinking and/or drinking and driving (for example, newspaper ads, posters, pamphlets, radio, TV). . . .	84
199	During the past 12 months, have you participated in any alcohol prevention programs or seen any alcohol prevention messages in your school or community? No . . . .	84
200	How wrong do your parents feel it would be for YOU to: drink beer, wine or hard liquor (for example, vodka, whiskey or gin) regularly? .	85
201	How wrong do your parents feel it would be for YOU to: smoke tobacco? . . . .	85
202	How wrong do your parents feel it would be for YOU to: smoke marijuana? . . . .	85
203	How wrong do your parents feel it would be for YOU to: use prescription drugs not prescribed to you? . . . .	86
204	How wrong do your parents feel it would be for YOU to: steal something worth more than \$5? . . . .	86
205	How wrong do your parents feel it would be for YOU to: draw graffiti, write things, or draw pictures on buildings or other property (without the owner's permission)? . . . .	86
206	How wrong do your parents feel it would be for YOU to: pick a fight with someone? . . . .	87
207	During the past 12 months, have you talked with at least one of your parents about the dangers of underage drinking and/or drinking and driving? By parents, we mean either your biological parents, adoptive parents, stepparents, or adult guardians - whether or not they live with you. . . .	87
208	The rules in my family are clear. . . .	87
209	People in my family often insult or yell at each other. . . .	88
210	When I am not at home, one of my parents knows where I am and who I am with. . . .	88
211	We argue about the same things in my family over and over. . . .	88

212	If you drank some beer or wine or liquor (for example, vodka, whiskey, or gin) without your parents' permission, would you be caught by your parents? . . . .	89
213	My family has clear rules about alcohol and drug use. . . .	89
214	If you carried a handgun without your parents' permission, would you be caught by your parents? . . . .	89
215	If you skipped school would you be caught by your parents? . . . .	90
216	My parents ask if I've gotten my homework done. . . .	90
217	People in my family have serious arguments. . . .	90
218	Would your parents know if you did not come home on time? . . . .	91
219	Have any of your brothers or sisters ever: drunk beer, wine or hard liquor (for example, vodka, whiskey or gin)? . . . .	91
220	Have any of your brothers or sisters ever: smoked marijuana? . . . .	91
221	Have any of your brothers or sisters ever: smoked cigarettes? . . . .	91
222	Have any of your brothers or sisters ever: taken a handgun to school? .	92
223	Have any of your brothers or sisters ever: been suspended or expelled from school? . . . .	92
224	Have you changed homes in the past year (the last 12 months)? . . .	92
225	How many times have you changed homes since kindergarten? . . . .	92
226	Have you changed schools (including changing from elementary to middle and middle to high school) in the past year? . . . .	93
227	How many times have you changed schools since kindergarten (including changing from elementary to middle and middle to high school)? . . . .	93
228	Has anyone in your family ever had severe alcohol or drug problems? .	93
229	About how many adults (over 21) have you known personally who in the past year have: used marijuana, crack, cocaine, or other drugs? .	94
230	About how many adults (over 21) have you known personally who in the past year have: sold or dealt drugs? . . . .	94
231	About how many adults (over 21) have you known personally who in the past year have: done other things that could get them in trouble with the police, like stealing, selling stolen goods, mugging or assaulting others, etc.? . . . .	94
232	About how many adults (over 21) have you known personally who in the past year have: gotten drunk or high? . . . .	95
233	Have you seen or heard information about underage drinking in the past 12 months from the following sources? Radio . . . .	95
234	Have you seen or heard information about underage drinking in the past 12 months from the following sources? TV. . . .	95
235	Have you seen or heard information about underage drinking in the past 12 months from the following sources? Print. This includes information on underage drinking you may have seen in the newspaper, on a billboard, in pamphlets, on stickers, etc. . . .	95



236	Have you seen or heard information about underage drinking in the past 12 months from the following sources? Website or social media? (Facebook, Myspace, website, etc.) . . . . .	96
237	The next questions ask about your opinions of the information you saw or heard. If you have seen or heard more than one ad, please think about your favorite ad when answering these questions. The information about underage drinking that I saw or heard was convincing. . . . .	96
238	The next questions ask about your opinions of the information you saw or heard. If you have seen or heard more than one ad, please think about your favorite ad when answering these questions. The information about underage drinking that I saw or heard grabbed my attention. . . . .	96
239	The next questions ask about your opinions of the information you saw or heard. If you have seen or heard more than one ad, please think about your favorite ad when answering these questions. The information about underage drinking that I saw or heard said something important to me. . . . .	97
240	The next questions ask about your opinions of the information you saw or heard. If you have seen or heard more than one ad, please think about your favorite ad when answering these questions. Seeing or hearing this information about underage drinking made me want to stop or decrease my drinking. . . . .	97
241	How honest were you in filling out this survey? . . . . .	97

## List of Figures

1	Grade Chart . . . . .	11
2	Gender Chart . . . . .	12
3	Age Chart . . . . .	13
4	Ethnic Origin Chart . . . . .	14

# 1 INTRODUCTION

This report was generated from data collected on the *2013 Arkansas Prevention Needs Assessment Student Survey*. This report contains basic frequency tables of all data collected and graphs on the selected demographic variables of grade, gender, age and ethnic origin. The graph on ethnic origin is represented as a bar chart rather than as a pie chart. This is because students were allowed to mark more than one response for ethnic origin as opposed to being allowed to mark only one response. The bars represent the percent of students who marked each of the ethnic categories.

Questions regarding the information found in this report can be directed to:

**Pride Surveys**

160 Vanderbilt Court  
Bowling Green, KY 42103  
1-800-279-6361  
[www.pridesurveys.com](http://www.pridesurveys.com)

# Grade Chart

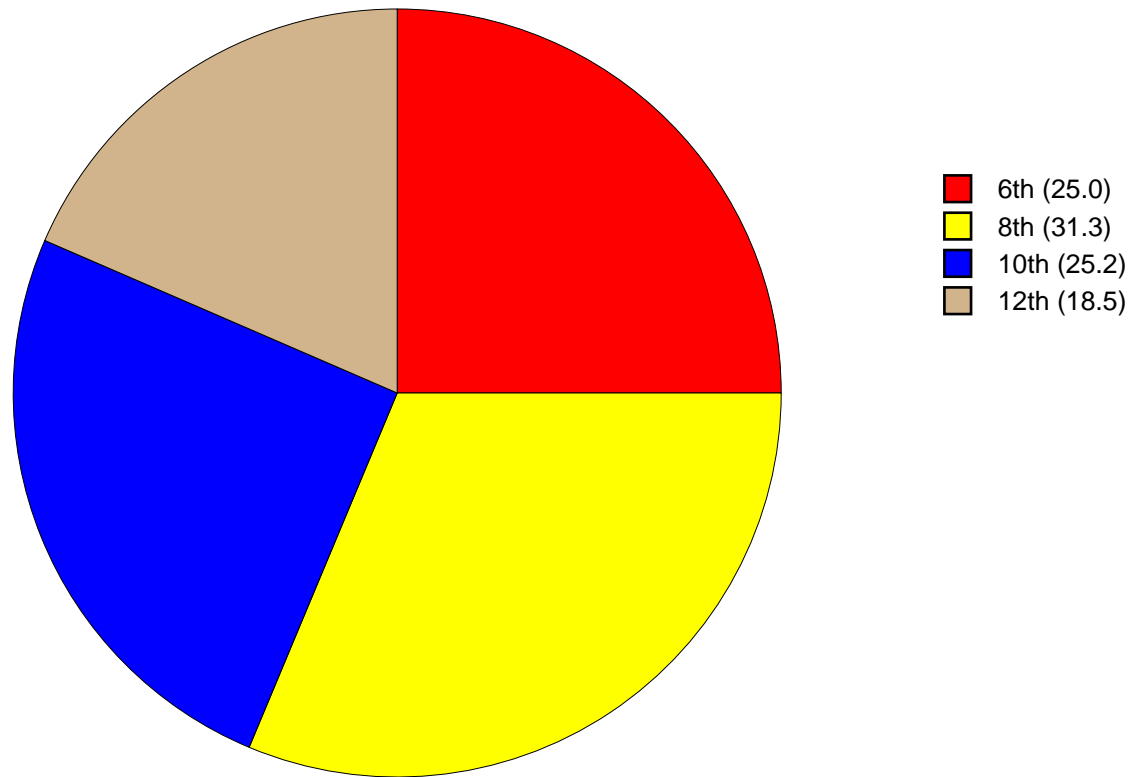


Figure 1: Grade Chart

## Gender Chart

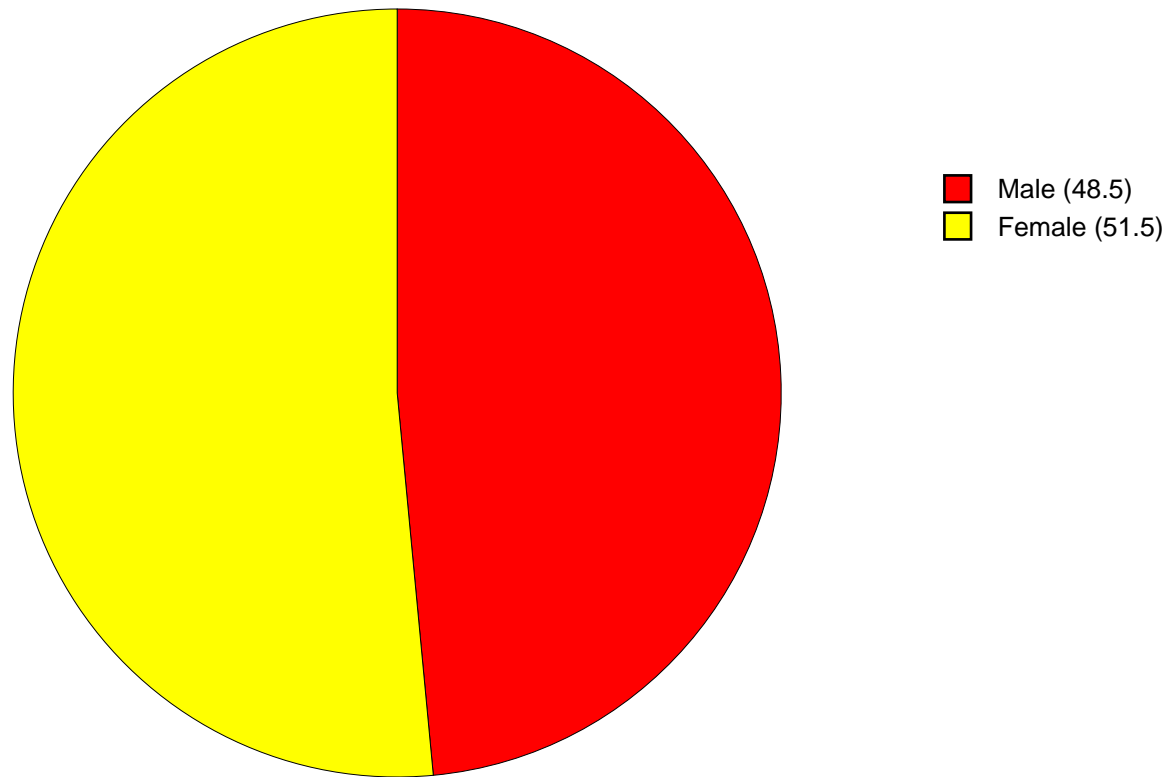


Figure 2: Gender Chart

# Age Chart

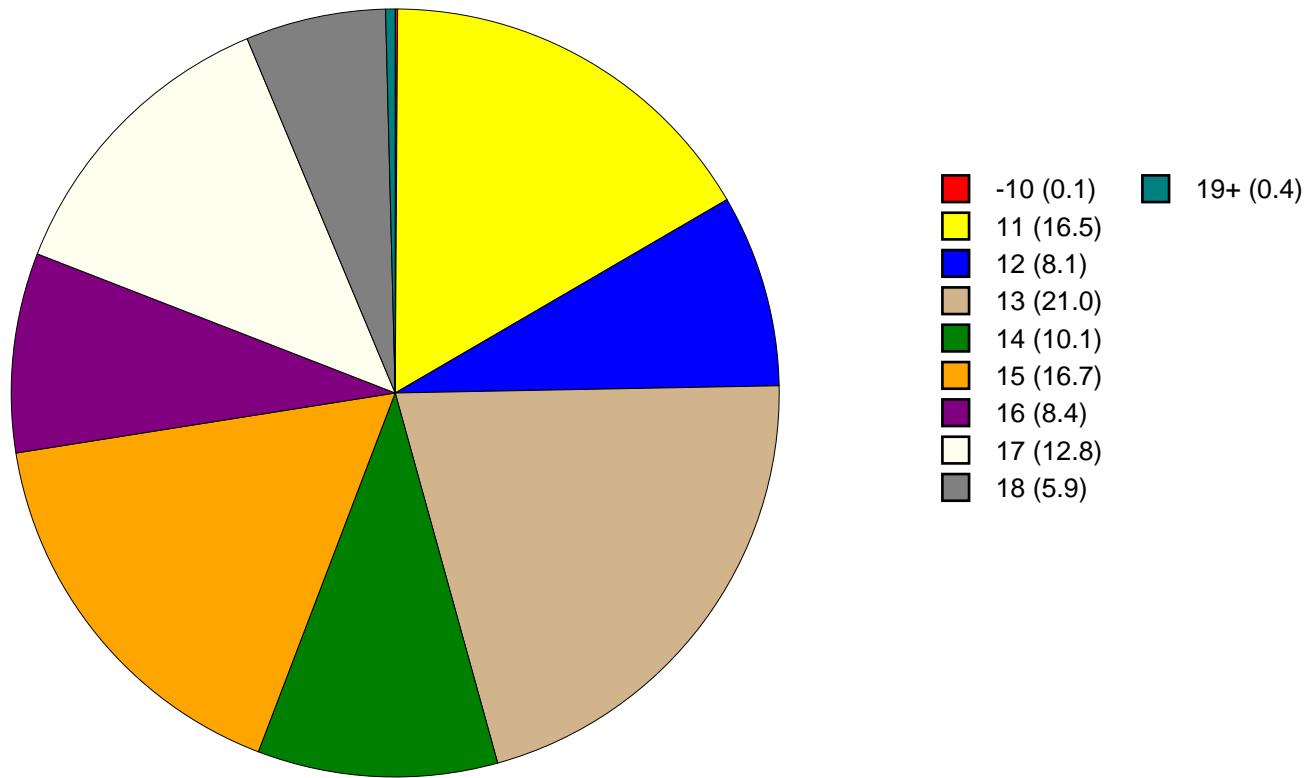


Figure 3: Age Chart

# Ethnic Origin Chart

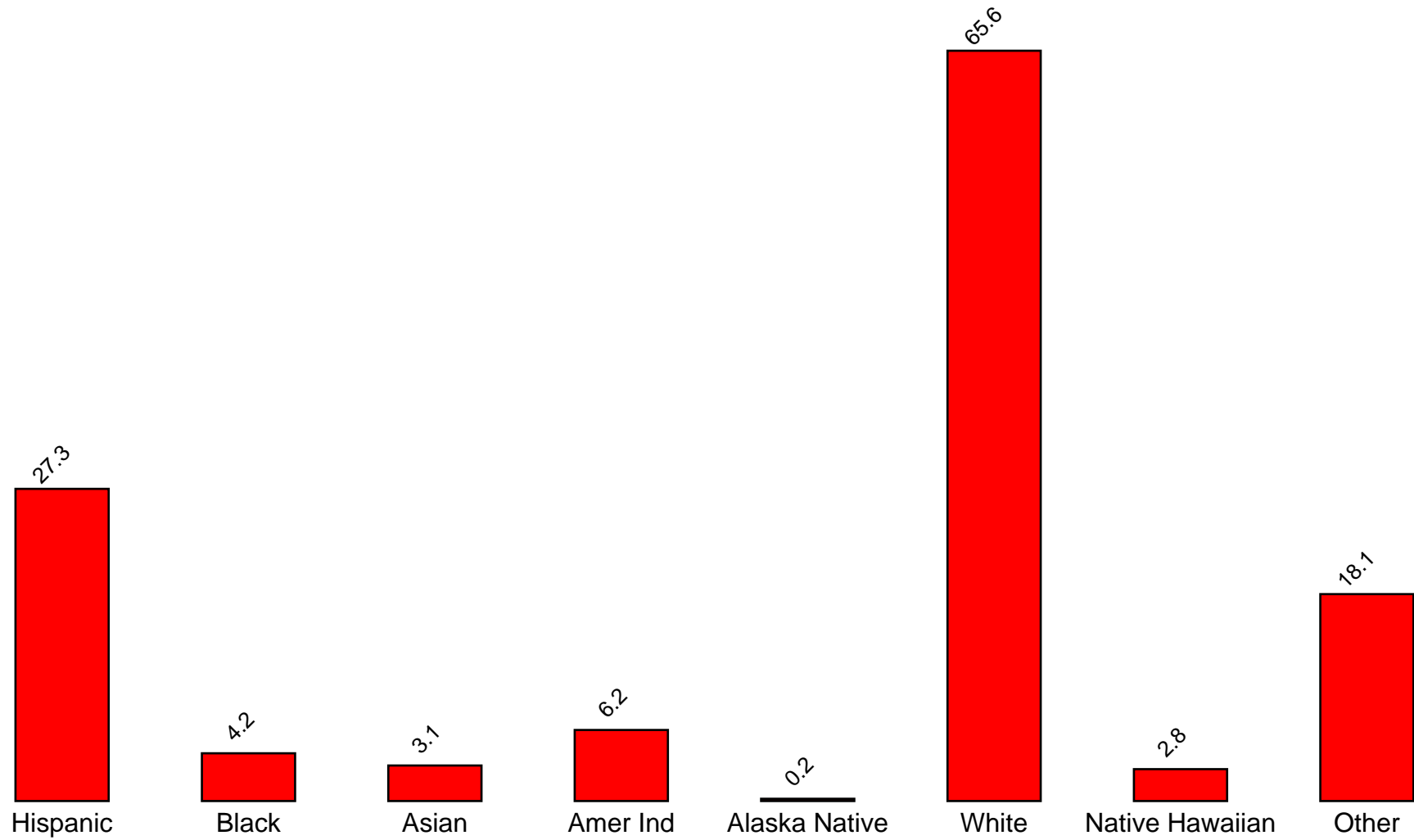


Figure 4: Ethnic Origin Chart



## 2 PERCENTAGE TABLES

The following tables contain frequency distribution detailing how your students responded to each question on the survey. The tables appear in the same order as the questions on the survey. The tables include breakdowns by grade level as well as overall percentages. The *N of Valid* row is a frequency count of the number of valid responses to each question for each grade and overall. The *N of Miss* row is a frequency count of the number of invalid (marked more than one response) or missing (i.e. did not respond) responses to each question for each grade and overall.

For the questions that allowed more than one response (i.e. race, live with, etc.) each response becomes a separate table. If a student did not mark the response, that was counted as a NO response, and if they did mark the response, that was counted as a YES response. Since a non response is a valid response for these questions, the *N of Miss* will always be zero for these questions.

Table 1: Sex



Response	6	8	10	12	Total	
Male	49.4	49.4	47.9	46.6	48.5	
Female	50.6	50.6	52.1	53.4	51.5	
N of Valid	4277	5360	4311	3184	17132	
N of Miss	28	25	24	9	86	

Table 2: Age











Response	6	8	10	12	Total	
10 or younger	0.4	0.0	0.0	0.0	0.1	
11	65.9	0.0	0.0	0.0	16.5	
12	31.9	0.3	0.0	0.0	8.1	
13	1.8	65.8	0.0	0.0	21.0	
14	0.0	32.1	0.4	0.0	10.1	
15	0.0	1.7	64.3	0.0	16.7	
16	0.0	0.1	32.5	1.3	8.4	
17	0.0	0.0	2.6	65.3	12.8	
18	0.0	0.0	0.1	31.5	5.9	
19 or older	0.0	0.0	0.0	1.9	0.4	
N of Valid	4288	5364	4317	3183	17152	
N of Miss	17	21	18	10	66	

Table 3: Are you Hispanic or Latino?



Response	6	8	10	12	Total	
No	68.4	74.2	73.1	75.1	72.7	
Yes	31.6	25.8	26.9	24.9	27.3	
N of Valid	4071	5310	4281	3177	16839	
N of Miss	234	75	54	16	379	

Table 4: What is your race? Black or African American



Response	6	8	10	12	Total	
No	95.7	95.8	95.7	96.1	95.8	
Yes	4.3	4.2	4.3	3.9	4.2	
N of Valid	4305	5385	4335	3193	17218	
N of Miss	0	0	0	0	0	

Table 5: What is your race? Asian



Response	6	8	10	12	Total	
No	98.0	96.1	97.0	96.7	96.9	
Yes	2.0	3.9	3.0	3.3	3.1	
N of Valid	4305	5385	4335	3193	17218	
N of Miss	0	0	0	0	0	

Table 6: What is your race? American Indian



Response	6	8	10	12	Total	
No	91.7	93.7	94.9	95.2	93.8	
Yes	8.3	6.3	5.1	4.8	6.2	
N of Valid	4305	5385	4335	3193	17218	
N of Miss	0	0	0	0	0	

Table 7: What is your race? Alaska Native



Response	6	8	10	12	Total	
No	99.8	99.9	99.7	99.7	99.8	
Yes	0.2	0.1	0.3	0.3	0.2	
N of Valid	4305	5385	4335	3193	17218	
N of Miss	0	0	0	0	0	

Table 8: What is your race? White



Response	6	8	10	12	Total	
No	41.3	33.2	33.2	28.6	34.4	
Yes	58.7	66.8	66.8	71.4	65.6	
N of Valid	4305	5385	4335	3193	17218	
N of Miss	0	0	0	0	0	

Table 9: What is your race? Native Hawaiian or Other Pacific Islander



Response	6	8	10	12	Total	
No	96.7	97.2	97.1	98.2	97.2	
Yes	3.3	2.8	2.9	1.8	2.8	
N of Valid	4305	5385	4335	3193	17218	
N of Miss	0	0	0	0	0	

Table 10: What is your race? Other



Response	6	8	10	12	Total	
No	76.2	82.9	83.7	85.4	81.9	
Yes	23.8	17.1	16.3	14.6	18.1	
N of Valid	4305	5385	4335	3193	17218	
N of Miss	0	0	0	0	0	

Table 11: What is the highest level of schooling completed by your mother or father?









Response	6	8	10	12	Total	
Completed grade school or less	4.1	3.4	4.1	5.6	4.2	
Some high school	4.9	6.6	11.2	13.8	8.7	
Completed high school	12.3	15.3	18.4	19.2	16.1	
Some college	8.0	11.7	14.6	16.9	12.5	
Completed college	20.3	21.9	23.8	23.2	22.3	
Graduate or professional school after college	10.3	14.2	11.9	12.4	12.4	
Don't know	38.0	25.7	14.4	6.9	22.3	
Does not apply	2.0	1.1	1.6	2.0	1.6	
N of Valid	4060	5306	4269	3163	16798	
N of Miss	245	79	66	30	420	

Table 12: Think of where you live most of the time. Which of the following people live there with you? Mother



Response	6	8	10	12	Total	
No	10.1	11.7	12.3	14.3	11.9	
Yes	89.9	88.3	87.7	85.7	88.1	
N of Valid	4305	5385	4335	3193	17218	
N of Miss	0	0	0	0	0	

Table 13: Think of where you live most of the time. Which of the following people live there with you? Stepmother



Response	6	8	10	12	Total	
No	95.1	94.9	94.7	94.9	94.9	
Yes	4.9	5.1	5.3	5.1	5.1	
N of Valid	4305	5385	4335	3193	17218	
N of Miss	0	0	0	0	0	

Table 14: Think of where you live most of the time. Which of the following people live there with you? Foster Mother



Response	6	8	10	12	Total	
No	99.7	99.6	99.5	99.6	99.6	
Yes	0.3	0.4	0.5	0.4	0.4	
N of Valid	4305	5385	4335	3193	17218	
N of Miss	0	0	0	0	0	

Table 15: Think of where you live most of the time. Which of the following people live there with you? Grandmother



Response	6	8	10	12	Total	
No	89.2	91.4	93.0	94.1	91.7	
Yes	10.8	8.6	7.0	5.9	8.3	
N of Valid	4305	5385	4335	3193	17218	
N of Miss	0	0	0	0	0	

Table 16: Think of where you live most of the time. Which of the following people live there with you? Aunt



Response	6	8	10	12	Total	
No	93.9	96.3	96.5	97.5	96.0	
Yes	6.1	3.7	3.5	2.5	4.0	
N of Valid	4305	5385	4335	3193	17218	
N of Miss	0	0	0	0	0	

Table 17: Think of where you live most of the time. Which of the following people live there with you? Father



Response	6	8	10	12	Total	
No	32.5	33.4	36.5	36.9	34.6	
Yes	67.5	66.6	63.5	63.1	65.4	
N of Valid	4305	5385	4335	3193	17218	
N of Miss	0	0	0	0	0	



Table 18: Think of where you live most of the time. Which of the following people live there with you? Stepfather



Response	6	8	10	12	Total	
No	86.8	86.7	85.2	87.3	86.5	
Yes	13.2	13.3	14.8	12.7	13.5	
N of Valid	4305	5385	4335	3193	17218	
N of Miss	0	0	0	0	0	

Table 19: Think of where you live most of the time. Which of the following people live there with you? Foster Father



Response	6	8	10	12	Total	
No	99.7	99.7	99.5	99.7	99.6	
Yes	0.3	0.3	0.5	0.3	0.4	
N of Valid	4305	5385	4335	3193	17218	
N of Miss	0	0	0	0	0	

Table 20: Think of where you live most of the time. Which of the following people live there with you? Grandfather



Response	6	8	10	12	Total	
No	92.4	95.1	95.8	96.7	94.9	
Yes	7.6	4.9	4.2	3.3	5.1	
N of Valid	4305	5385	4335	3193	17218	
N of Miss	0	0	0	0	0	

Table 21: Think of where you live most of the time. Which of the following people live there with you? Uncle



Response	6	8	10	12	Total	
No	92.8	95.6	96.1	97.1	95.3	
Yes	7.2	4.4	3.9	2.9	4.7	
N of Valid	4305	5385	4335	3193	17218	
N of Miss	0	0	0	0	0	

Table 22: Think of where you live most of the time. Which of the following people live there with you? Other Adults



Response	6	8	10	12	Total	
No	96.9	97.6	98.2	96.9	97.4	
Yes	3.1	2.4	1.8	3.1	2.6	
N of Valid	4305	5385	4335	3193	17218	
N of Miss	0	0	0	0	0	

Table 23: Think of where you live most of the time. Which of the following people live there with you? Brother(s)



Response	6	8	10	12	Total	
No	45.0	49.2	51.0	56.1	49.9	
Yes	55.0	50.8	49.0	43.9	50.1	
N of Valid	4305	5385	4335	3193	17218	
N of Miss	0	0	0	0	0	

Table 24: Think of where you live most of the time. Which of the following people live there with you? Stepbrother(s)



Response	6	8	10	12	Total	
No	94.8	94.9	95.4	96.6	95.3	
Yes	5.2	5.1	4.6	3.4	4.7	
N of Valid	4305	5385	4335	3193	17218	
N of Miss	0	0	0	0	0	

Table 25: Think of where you live most of the time. Which of the following people live there with you? Sister(s)



Response	6	8	10	12	Total	
No	48.3	50.4	54.1	57.4	52.1	
Yes	51.7	49.6	45.9	42.6	47.9	
N of Valid	4305	5385	4335	3193	17218	
N of Miss	0	0	0	0	0	

Table 26: Think of where you live most of the time. Which of the following people live there with you? Stepsister(s)



Response	6	8	10	12	Total	
No	95.4	95.3	95.9	96.6	95.7	
Yes	4.6	4.7	4.1	3.4	4.3	
N of Valid	4305	5385	4335	3193	17218	
N of Miss	0	0	0	0	0	

Table 27: Think of where you live most of the time. Which of the following people live there with you? Other Children



Response	6	8	10	12	Total	
No	94.7	95.8	95.1	95.4	95.3	
Yes	5.3	4.2	4.9	4.6	4.7	
N of Valid	4305	5385	4335	3193	17218	
N of Miss	0	0	0	0	0	

Table 28: In my school, students have lots of chances to help decide things like class activities and rules.





Response	6	8	10	12	Total	
NO!	7.8	8.7	8.9	12.3	9.2	
no	34.7	34.1	31.4	33.4	33.4	
yes	50.1	49.0	48.5	41.9	47.8	
YES!	7.4	8.1	11.3	12.4	9.5	
N of Valid	4148	5309	4293	3155	16905	
N of Miss	157	76	42	38	313	

Table 29: Teachers ask me to work on special classroom projects.





Response	6	8	10	12	Total	
NO!	8.5	8.2	8.0	8.2	8.2	
no	37.2	42.7	44.1	39.7	41.2	
yes	43.2	41.9	41.9	44.2	42.7	
YES!	11.0	7.2	6.0	7.9	8.0	
N of Valid	4154	5295	4291	3159	16899	
N of Miss	151	90	44	34	319	

Table 30: My teacher(s) notices when I am doing a good job and lets me know about it.

Response	6	8	10	12	Total	
NO!	3.1	5.6	6.4	7.2	5.5	
no	14.9	22.9	29.1	24.4	22.8	
yes	51.1	50.4	51.1	55.0	51.6	
YES!	30.9	21.1	13.3	13.4	20.1	
N of Valid	4191	5309	4283	3149	16932	
N of Miss	114	76	52	44	286	

Table 31: There are lots of chances for students in my school to get involved in sports, clubs, and other school activities outside of class.

Response	6	8	10	12	Total	
NO!	2.2	1.7	2.1	2.3	2.0	
no	8.3	6.3	5.5	6.4	6.6	
yes	38.1	36.2	39.5	40.9	38.4	
YES!	51.5	55.8	52.9	50.4	53.0	
N of Valid	4206	5329	4299	3160	16994	
N of Miss	99	56	36	33	224	

Table 32: There are lots of chances for students in my school to talk with a teacher one-on-one.

Response	6	8	10	12	Total	
NO!	2.6	3.2	4.2	4.1	3.5	
no	15.5	18.4	19.5	16.7	17.7	
yes	51.5	52.1	55.0	55.0	53.2	
YES!	30.5	26.3	21.4	24.1	25.7	
N of Valid	4161	5302	4289	3158	16910	
N of Miss	144	83	46	35	308	

Table 33: I feel safe at my school.

Response	6	8	10	12	Total	
NO!	2.3	3.7	4.5	4.4	3.7	
no	6.5	10.6	11.5	10.2	9.7	
yes	37.4	51.2	60.1	58.8	51.4	
YES!	53.8	34.6	23.9	26.6	35.2	
N of Valid	4200	5303	4282	3157	16942	
N of Miss	105	82	53	36	276	

Table 34: The school lets my parents know when I have done something well.

Response	6	8	10	12	Total	
NO!	8.2	15.0	19.5	22.7	15.9	
no	29.1	42.4	49.7	47.4	41.9	
yes	42.9	32.4	25.5	24.2	31.7	
YES!	19.8	10.2	5.3	5.7	10.5	
N of Valid	4146	5290	4267	3154	16857	
N of Miss	159	95	68	39	361	

Table 35: My teachers praise me when I work hard in school.

Response	6	8	10	12	Total	
NO!	9.4	11.8	13.0	12.7	11.7	
no	30.8	39.4	43.9	39.5	38.5	
yes	44.9	39.9	36.6	41.0	40.5	
YES!	14.9	8.9	6.5	6.8	9.3	
N of Valid	4022	5256	4263	3152	16693	
N of Miss	283	129	72	41	525	

Table 36: Are your school grades better than the grades of most students in your class?

Response	6	8	10	12	Total	
NO!	5.4	5.6	7.0	5.0	5.8	
no	28.8	27.4	31.1	26.4	28.5	
yes	49.1	49.6	48.0	50.0	49.1	
YES!	16.7	17.3	13.8	18.7	16.5	
N of Valid	4069	5274	4272	3153	16768	
N of Miss	236	111	63	40	450	

Table 37: I have lots of chances to be part of class discussions or activities.

Response	6	8	10	12	Total	
NO!	2.1	2.3	2.3	2.7	2.3	
no	12.6	12.6	13.9	13.2	13.0	
yes	49.4	57.9	64.1	63.7	58.5	
YES!	35.8	27.2	19.7	20.4	26.2	
N of Valid	4174	5320	4284	3161	16939	
N of Miss	131	65	51	32	279	

Table 38: Now thinking back over the past year in school, how often did you: enjoy being in school?

Response	6	8	10	12	Total	
Never	4.6	6.2	8.1	9.8	6.9	
Seldom	4.7	8.8	13.1	14.0	9.8	
Sometimes	32.9	37.7	42.2	41.4	38.3	
Often	29.0	31.7	27.3	26.6	29.0	
Almost always	28.8	15.6	9.3	8.3	15.9	
N of Valid	4222	5358	4301	3163	17044	
N of Miss	83	27	34	30	174	



Table 39: Now thinking back over the past year in school, how often did you: hate being in school?

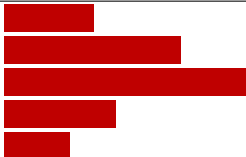
Response	6	8	10	12	Total	
Never	26.3	10.5	5.7	5.0	12.1	
Seldom	27.2	29.6	24.1	23.5	26.5	
Sometimes	32.1	37.2	40.0	40.2	37.2	
Often	9.1	14.7	20.3	20.5	15.9	
Almost always	5.3	7.9	9.8	10.8	8.3	
N of Valid	4178	5336	4290	3155	16959	
N of Miss	127	49	45	38	259	

Table 40: Now thinking back over the past year in school, how often did you: try to do your best work in school?

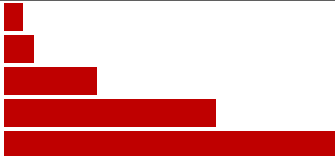
Response	6	8	10	12	Total	
Never	0.3	0.3	0.9	0.9	0.6	
Seldom	0.8	1.5	3.1	4.1	2.2	
Sometimes	5.3	10.7	17.6	18.9	12.6	
Often	21.3	32.1	37.9	40.0	32.4	
Almost always	72.3	55.5	40.5	36.1	52.2	
N of Valid	4162	5309	4267	3152	16890	
N of Miss	143	76	68	41	328	

Table 41: How often do you feel that the school work you are assigned is meaningful and important?

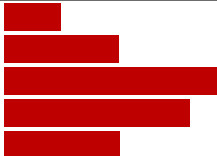
Response	6	8	10	12	Total	
Never	3.2	6.1	8.0	9.9	6.6	
Seldom	5.8	14.3	22.8	25.2	16.4	
Sometimes	22.7	32.4	38.2	38.2	32.6	
Often	35.0	31.0	22.5	21.1	28.0	
Almost always	33.4	16.2	8.5	5.5	16.5	
N of Valid	4189	5345	4284	3152	16970	
N of Miss	116	40	51	41	248	

Table 42: Putting them all together, what were your grades like last year?

Response	6	8	10	12	Total	
Mostly F's	1.2	1.0	1.3	0.6	1.0	
Mostly D's	2.3	2.3	5.3	2.3	3.1	
Mostly C's	10.4	13.7	21.7	20.2	16.2	
Mostly B's	36.3	36.6	38.6	40.6	37.8	
Mostly A's	49.8	46.4	33.1	36.3	41.9	
N of Valid	4061	5207	4223	3134	16625	
N of Miss	244	178	112	59	593	

Table 43: How important do you think the things you are learning in school are going to be for your later life?

Response	6	8	10	12	Total	
Very important	52.9	30.2	17.2	12.6	29.3	
Quite important	27.5	30.3	23.4	20.9	26.1	
Fairly important	14.2	25.6	33.0	33.2	26.0	
Slightly important	4.5	11.5	21.6	27.1	15.2	
Not at all important	1.0	2.4	4.7	6.2	3.3	
N of Valid	4240	5347	4292	3155	17034	
N of Miss	65	38	43	38	184	

Table 44: How interesting are most of your courses to you?

Response	6	8	10	12	Total	
Very interesting and stimulating	17.8	10.5	7.3	7.5	10.9	
Quite interesting	42.7	34.5	26.6	27.1	33.1	
Fairly interesting	29.6	38.3	42.8	40.2	37.7	
Slightly dull	7.0	12.2	17.7	18.3	13.5	
Very dull	2.9	4.5	5.6	7.0	4.8	
N of Valid	4120	5332	4293	3159	16904	
N of Miss	185	53	42	34	314	

Table 45: During the LAST FOUR WEEKS how many whole days of school have you missed because you skipped or 'cut'?

Response	6	8	10	12	Total	
None	76.8	79.2	74.1	59.3	73.6	
1	9.9	9.2	10.0	14.4	10.5	
2	5.9	4.5	6.1	9.9	6.3	
3	3.7	3.4	4.3	6.2	4.2	
04/05/13	2.4	2.4	3.3	6.5	3.4	
06/10/13	0.9	0.9	1.4	2.4	1.3	
11 or more	0.5	0.4	0.8	1.2	0.7	
N of Valid	4213	5347	4297	3164	17021	
N of Miss	92	38	38	29	197	

Table 46: What are the chances you would be seen as cool if you: smoked cigarettes?

Response	6	8	10	12	Total	
No or very little chance	92.0	80.4	68.4	65.7	77.5	
Little chance	3.9	10.3	17.3	19.7	12.3	
Some chance	2.3	5.4	9.3	8.8	6.3	
Pretty good chance	1.2	2.6	3.2	3.2	2.5	
Very good chance	0.6	1.2	1.8	2.6	1.4	
N of Valid	4118	5307	4268	3150	16843	
N of Miss	187	78	67	43	375	

Table 47: What are the chances you would be seen as cool if you: worked hard at school?

Response	6	8	10	12	Total	
No or very little chance	4.0	9.6	10.6	12.4	9.0	
Little chance	6.8	13.1	16.6	17.6	13.3	
Some chance	15.3	23.2	27.9	29.4	23.6	
Pretty good chance	28.6	29.0	27.7	25.3	27.9	
Very good chance	45.3	25.2	17.2	15.3	26.3	
N of Valid	4152	5308	4268	3155	16883	
N of Miss	153	77	67	38	335	

Table 48: What are the chances you would be seen as cool if you: began drinking alcoholic beverages regularly, that is, at least once or twice a month?






Response	6	8	10	12	Total	
No or very little chance	89.7	73.1	49.9	40.8	65.2	
Little chance	6.2	14.2	18.4	18.6	14.1	
Some chance	2.2	6.6	15.5	17.8	9.9	
Pretty good chance	1.2	4.1	12.1	14.9	7.5	
Very good chance	0.7	1.9	4.1	7.9	3.3	
N of Valid	4117	5309	4271	3153	16850	
N of Miss	188	76	64	40	368	

Table 49: What are the chances you would be seen as cool if you: defended someone who was being verbally abused at school?






Response	6	8	10	12	Total	
No or very little chance	15.1	10.7	11.8	10.8	12.1	
Little chance	8.6	11.1	12.9	13.0	11.3	
Some chance	13.7	21.8	26.1	27.3	21.9	
Pretty good chance	23.3	29.8	28.0	27.7	27.4	
Very good chance	39.2	26.6	21.2	21.1	27.3	
N of Valid	4115	5295	4263	3154	16827	
N of Miss	190	90	72	39	391	

Table 50: What are the chances you would be seen as cool if you: smoked marijuana?






Response	6	8	10	12	Total	
No or very little chance	92.9	74.9	51.3	44.0	67.6	
Little chance	3.1	9.8	14.6	15.8	10.5	
Some chance	1.6	5.7	13.6	16.3	8.7	
Pretty good chance	1.1	4.8	10.9	12.7	6.9	
Very good chance	1.3	4.7	9.6	11.1	6.3	
N of Valid	4128	5306	4267	3153	16854	
N of Miss	177	79	68	40	364	

Table 51: What are the chances you would be seen as cool if you: carried a handgun?






Response	6	8	10	12	Total	
No or very little chance	87.8	82.2	78.8	78.6	82.0	
Little chance	6.3	8.8	11.2	11.7	9.3	
Some chance	2.7	4.7	5.3	5.0	4.4	
Pretty good chance	1.3	2.1	2.4	2.2	2.0	
Very good chance	2.0	2.1	2.3	2.5	2.2	
N of Valid	4132	5310	4265	3153	16860	
N of Miss	173	75	70	40	358	

Table 52: Think of your four best friends (the friends you feel closest to). In the past year (12 months), how many of your best friends have: participated in clubs, organizations or activities at school?






Response	6	8	10	12	Total	
0	12.8	9.1	10.4	11.1	10.7	
1	12.8	10.4	11.5	11.0	11.4	
2	19.4	18.3	19.1	17.0	18.5	
3	16.8	18.1	16.4	15.2	16.8	
4	38.3	44.0	42.5	45.6	42.5	
N of Valid	4124	5303	4263	3136	16826	
N of Miss	181	82	72	57	392	

Table 53: Think of your four best friends (the friends you feel closest to). In the past year (12 months), how many of your best friends have: smoked cigarettes?






Response	6	8	10	12	Total	
0	94.5	83.8	66.1	56.4	76.9	
1	3.6	8.6	15.8	18.0	10.9	
2	1.0	3.7	7.8	11.6	5.6	
3	0.4	1.9	4.3	5.6	2.8	
4	0.6	2.0	6.0	8.3	3.8	
N of Valid	4154	5312	4261	3135	16862	
N of Miss	151	73	74	58	356	

Table 54: Think of your four best friends (the friends you feel closest to). In the past year (12 months), how many of your best friends have: tried beer, wine or hard liquor (for example, vodka, whiskey, or gin) when their parents didn't know about it?






Response	6	8	10	12	Total	
0	90.4	71.4	41.2	31.0	60.9	
1	5.7	12.7	16.4	15.0	12.3	
2	1.8	7.0	14.6	15.3	9.2	
3	1.2	3.7	10.0	10.8	6.0	
4	0.9	5.1	17.9	27.8	11.5	
N of Valid	4153	5310	4252	3128	16843	
N of Miss	152	75	83	65	375	

Table 55: Think of your four best friends (the friends you feel closest to). In the past year (12 months), how many of your best friends have: made a commitment to stay drug-free?






Response	6	8	10	12	Total	
0	12.3	21.2	31.9	39.0	25.1	
1	5.3	7.2	15.0	16.4	10.4	
2	6.3	8.3	11.5	11.6	9.2	
3	8.4	11.3	10.9	8.9	10.1	
4	67.7	51.9	30.8	24.1	45.2	
N of Valid	4079	5246	4226	3114	16665	
N of Miss	226	139	109	79	553	

Table 56: Think of your four best friends (the friends you feel closest to). In the past year (12 months), how many of your best friends have: used marijuana?






Response	6	8	10	12	Total	
0	95.7	81.1	54.1	44.9	71.1	
1	2.4	8.1	14.7	15.6	9.8	
2	0.6	4.4	10.2	12.0	6.3	
3	0.5	2.5	7.6	9.5	4.6	
4	0.9	3.8	13.4	18.0	8.2	
N of Valid	4139	5306	4248	3126	16819	
N of Miss	166	79	87	67	399	

Table 57: Think of your four best friends (the friends you feel closest to). In the past year (12 months), how many of your best friends have: used prescription drugs or non-prescription drugs for the purposes of getting high?






Response	6	8	10	12	Total	
0	95.3	88.7	74.6	69.7	83.2	
1	2.8	5.6	11.3	12.7	7.7	
2	0.7	2.5	6.0	7.5	3.9	
3	0.4	1.5	3.2	4.2	2.1	
4	0.8	1.7	4.9	5.9	3.0	
N of Valid	4129	5318	4267	3128	16842	
N of Miss	176	67	68	65	376	

Table 58: Think of your four best friends (the friends you feel closest to). In the past year (12 months), how many of your best friends have: used synthetic marijuana (K2, spice) or bath salts?






Response	6	8	10	12	Total	
0	97.8	93.5	85.5	83.4	90.6	
1	1.2	3.5	6.5	7.3	4.4	
2	0.5	1.3	3.8	4.0	2.2	
3	0.2	0.6	1.7	2.0	1.0	
4	0.3	1.0	2.6	3.2	1.6	
N of Valid	4076	5304	4254	3128	16762	
N of Miss	229	81	81	65	456	

Table 59: Think of your four best friends (the friends you feel closest to). In the past year (12 months), how many of your best friends have: used LSD, cocaine, amphetamines, or other illegal drugs?






Response	6	8	10	12	Total	
0	97.3	92.9	84.5	81.5	89.7	
1	1.6	4.1	8.3	9.2	5.5	
2	0.4	1.5	3.3	4.2	2.2	
3	0.2	0.7	1.6	1.5	1.0	
4	0.5	0.8	2.3	3.6	1.6	
N of Valid	4107	5307	4255	3124	16793	
N of Miss	198	78	80	69	425	

Table 60: Think of your four best friends (the friends you feel closest to). In the past year (12 months), how many of your best friends have: tried to do well in school?






Response	6	8	10	12	Total	
0	1.9	2.4	3.4	4.4	2.9	
1	3.3	4.2	5.6	5.5	4.6	
2	5.7	8.6	13.0	15.2	10.3	
3	14.2	19.8	22.8	19.2	19.1	
4	74.9	64.9	55.2	55.7	63.2	
N of Valid	4141	5295	4255	3131	16822	
N of Miss	164	90	80	62	396	

Table 61: Think of your four best friends (the friends you feel closest to). In the past year (12 months), how many of your best friends have: been suspended from school?






Response	6	8	10	12	Total	
0	75.0	68.8	67.5	75.4	71.2	
1	15.2	16.8	16.3	14.1	15.8	
2	5.1	7.4	8.1	5.4	6.6	
3	2.0	3.1	3.8	2.1	2.8	
4	2.7	3.9	4.3	3.0	3.5	
N of Valid	4135	5309	4257	3131	16832	
N of Miss	170	76	78	62	386	

Table 62: Think of your four best friends (the friends you feel closest to). In the past year (12 months), how many of your best friends have: liked school?






Response	6	8	10	12	Total	
0	10.2	18.5	25.6	27.1	19.9	
1	10.0	12.5	14.1	15.4	12.8	
2	19.2	23.3	26.2	25.1	23.4	
3	24.2	22.6	18.5	16.4	20.8	
4	36.5	23.1	15.6	16.1	23.2	
N of Valid	4128	5298	4246	3125	16797	
N of Miss	177	87	89	68	421	



Table 63: Think of your four best friends (the friends you feel closest to). In the past year (12 months), how many of your best friends have: carried a handgun?






Response	6	8	10	12	Total	
0	95.4	95.3	94.0	94.1	94.8	
1	2.4	2.8	3.0	2.9	2.8	
2	0.9	1.0	1.3	1.5	1.2	
3	0.5	0.4	0.7	0.4	0.5	
4	0.9	0.6	0.9	1.1	0.8	
N of Valid	4153	5310	4259	3128	16850	
N of Miss	152	75	76	65	368	

Table 64: Think of your four best friends (the friends you feel closest to). In the past year (12 months), how many of your best friends have: sold illegal drugs?






Response	6	8	10	12	Total	
0	97.8	92.9	81.6	78.1	88.5	
1	1.1	4.3	9.1	10.6	5.9	
2	0.5	1.4	4.5	6.4	2.9	
3	0.2	0.6	2.3	2.2	1.3	
4	0.4	0.8	2.5	2.8	1.5	
N of Valid	4122	5301	4250	3117	16790	
N of Miss	183	84	85	76	428	

Table 65: Think of your four best friends (the friends you feel closest to). In the past year (12 months), how many of your best friends have: regularly attended religious services?






Response	6	8	10	12	Total	
0	28.6	17.3	18.9	22.9	21.4	
1	10.5	12.9	17.4	17.5	14.4	
2	14.7	18.9	22.4	23.0	19.6	
3	16.2	21.1	18.0	15.8	18.1	
4	30.1	29.8	23.3	20.8	26.5	
N of Valid	3908	5241	4243	3123	16515	
N of Miss	397	144	92	70	703	

Table 66: Think of your four best friends (the friends you feel closest to). In the past year (12 months), how many of your best friends have: stolen or tried to steal a motor vehicle such as a car or motorcycle?






Response	6	8	10	12	Total	
0	97.2	95.8	93.7	94.3	95.3	
1	1.9	2.7	4.0	3.6	3.0	
2	0.5	0.8	1.3	0.9	0.9	
3	0.1	0.3	0.4	0.3	0.3	
4	0.2	0.4	0.6	0.9	0.5	
N of Valid	4150	5322	4258	3136	16866	
N of Miss	155	63	77	57	352	

Table 67: Think of your four best friends (the friends you feel closest to). In the past year (12 months), how many of your best friends have: been arrested?






Response	6	8	10	12	Total	
0	95.7	87.7	81.3	79.7	86.6	
1	3.0	7.4	10.6	11.8	7.9	
2	0.6	2.8	4.4	5.4	3.2	
3	0.3	0.9	1.9	1.4	1.1	
4	0.4	1.2	1.8	1.6	1.2	
N of Valid	4148	5320	4252	3133	16853	
N of Miss	157	65	83	60	365	

Table 68: Think of your four best friends (the friends you feel closest to). In the past year (12 months), how many of your best friends have: dropped out of school?






Response	6	8	10	12	Total	
0	95.5	95.4	92.1	87.4	93.1	
1	3.3	3.1	5.2	8.5	4.7	
2	0.6	0.9	1.4	2.4	1.2	
3	0.2	0.3	0.7	0.8	0.5	
4	0.3	0.4	0.6	0.9	0.5	
N of Valid	4145	5320	4260	3129	16854	
N of Miss	160	65	75	64	364	

Table 69: Think of your four best friends (the friends you feel closest to). In the past year (12 months), how many of your best friends have: been members of a gang?






Response	6	8	10	12	Total	
0	93.0	91.8	89.6	93.2	91.8	
1	4.0	4.2	4.9	2.9	4.1	
2	1.2	1.6	2.0	1.5	1.6	
3	0.6	0.8	1.0	0.4	0.7	
4	1.2	1.6	2.4	2.1	1.8	
N of Valid	4139	5310	4255	3131	16835	
N of Miss	166	75	80	62	383	

Table 70: How old were you when you first: smoked marijuana?










Response	6	8	10	12	Total	
Never	98.7	92.5	75.4	62.8	84.2	
10 or younger	0.5	0.6	1.3	1.3	0.9	
11	0.6	0.9	1.7	1.1	1.1	
12	0.2	2.4	2.8	1.9	1.9	
13	0.0	2.7	4.9	4.8	3.0	
14	0.0	0.7	6.9	5.7	3.0	
15	0.0	0.0	5.9	7.9	3.0	
16	0.0	0.0	1.2	8.9	1.9	
17 or older	0.0	0.1	0.1	5.7	1.1	
N of Valid	4164	5293	4241	3128	16826	
N of Miss	141	92	94	65	392	

Table 71: How old were you when you first: smoked a cigarette, even just a puff?


Response	6	8	10	12	Total	
Never	95.3	85.8	73.5	62.9	80.8	
10 or younger	3.1	5.0	6.1	6.0	5.0	
11	1.2	2.4	3.1	2.2	2.2	
12	0.4	3.1	3.2	2.9	2.4	
13	0.0	3.3	4.4	5.0	3.0	
14	0.0	0.4	4.8	3.9	2.0	
15	0.0	0.0	4.0	5.3	2.0	
16	0.0	0.0	1.0	6.0	1.4	
17 or older	0.0	0.1	0.1	5.8	1.1	
N of Valid	4180	5320	4264	3128	16892	
N of Miss	125	65	71	65	326	

Table 72: How old were you when you first: had more than a sip or two of beer, wine or hard liquor (for example, vodka, whiskey, or gin)?

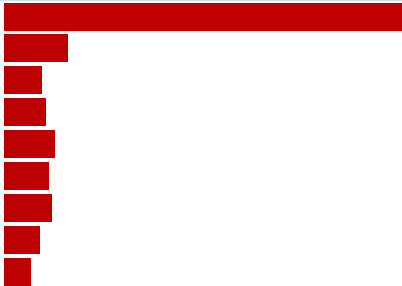
Response	6	8	10	12	Total	
Never	88.1	71.3	49.4	37.1	63.5	
10 or younger	7.9	8.7	8.1	5.9	7.9	
11	3.4	4.6	3.3	2.5	3.6	
12	0.7	6.4	5.1	4.6	4.3	
13	0.0	7.5	8.7	6.7	5.8	
14	0.0	1.5	11.1	8.0	4.8	
15	0.0	0.1	11.6	12.1	5.2	
16	0.0	0.0	2.5	14.0	3.2	
17 or older	0.0	0.1	0.1	9.0	1.7	
N of Valid	4177	5315	4264	3132	16888	
N of Miss	128	70	71	61	330	

Table 73: How old were you when you first: began drinking alcoholic beverages regularly, that is, at least once or twice a month?










Response	6	8	10	12	Total	
Never	99.0	95.2	83.4	71.1	88.7	
10 or younger	0.6	0.6	0.7	0.4	0.6	
11	0.3	0.5	0.8	0.6	0.5	
12	0.1	1.1	1.0	0.8	0.7	
13	0.0	2.0	2.0	2.1	1.5	
14	0.0	0.6	4.3	2.7	1.8	
15	0.0	0.0	6.4	4.5	2.5	
16	0.0	0.0	1.4	8.9	2.0	
17 or older	0.0	0.0	0.0	8.9	1.7	
N of Valid	4181	5323	4267	3131	16902	
N of Miss	124	62	68	62	316	

Table 74: How old were you when you first: used Daztrex?


Response	6	8	10	12	Total	
Never	100.0	100.0	100.0	100.0	100.0	
10 or younger	0.0	0.0	0.0	0.0	0.0	
11	0.0	0.0	0.0	0.0	0.0	
12	0.0	0.0	0.0	0.0	0.0	
13	0.0	0.0	0.0	0.0	0.0	
14	0.0	0.0	0.0	0.0	0.0	
15	0.0	0.0	0.0	0.0	0.0	
16	0.0	0.0	0.0	0.0	0.0	
17 or older	0.0	0.0	0.0	0.0	0.0	
N of Valid	4011	5274	4243	3125	16653	
N of Miss	294	111	92	68	565	

Table 75: How old were you when you first: got suspended from school?










Response	6	8	10	12	Total	
Never	91.6	86.2	81.7	82.5	85.7	
10 or younger	5.8	4.9	4.7	3.3	4.8	
11	2.0	3.1	2.2	1.1	2.2	
12	0.5	3.4	3.1	2.4	2.4	
13	0.1	2.1	3.1	2.8	2.0	
14	0.0	0.3	3.0	2.6	1.3	
15	0.0	0.0	1.7	2.6	0.9	
16	0.0	0.0	0.4	1.5	0.4	
17 or older	0.0	0.0	0.1	1.3	0.3	
N of Valid	4166	5315	4262	3127	16870	
N of Miss	139	70	73	66	348	

Table 76: How old were you when you first: got arrested?










Response	6	8	10	12	Total	
Never	99.3	96.8	94.4	92.4	96.0	
10 or younger	0.3	0.5	0.4	0.3	0.4	
11	0.3	0.5	0.2	0.3	0.3	
12	0.1	0.6	0.7	0.3	0.5	
13	0.0	1.2	1.0	0.7	0.8	
14	0.0	0.3	1.6	1.0	0.7	
15	0.0	0.0	1.2	1.3	0.6	
16	0.0	0.0	0.3	1.5	0.4	
17 or older	0.0	0.0	0.1	2.2	0.4	
N of Valid	4156	5323	4259	3132	16870	
N of Miss	149	62	76	61	348	

Table 77: How old were you when you first: carried a handgun?










Response	6	8	10	12	Total	
Never	96.7	96.6	96.0	95.7	96.3	
10 or younger	1.8	1.1	1.2	1.0	1.3	
11	1.3	0.7	0.4	0.2	0.6	
12	0.2	0.8	0.6	0.4	0.5	
13	0.0	0.6	0.4	0.3	0.4	
14	0.0	0.1	0.6	0.5	0.3	
15	0.0	0.0	0.5	0.4	0.2	
16	0.0	0.0	0.3	0.9	0.2	
17 or older	0.0	0.0	0.1	0.6	0.2	
N of Valid	4144	5308	4255	3128	16835	
N of Miss	161	77	80	65	383	

Table 78: How old were you when you first: attacked someone with the idea of seriously hurting them?










Response	6	8	10	12	Total	
Never	93.3	89.6	87.9	89.0	90.0	
10 or younger	3.5	3.3	2.9	2.4	3.1	
11	2.4	1.6	0.9	1.0	1.5	
12	0.6	2.2	1.4	1.2	1.4	
13	0.1	2.6	1.9	1.0	1.5	
14	0.0	0.6	2.3	1.2	1.0	
15	0.0	0.1	2.1	1.3	0.8	
16	0.0	0.0	0.6	1.5	0.4	
17 or older	0.0	0.0	0.0	1.3	0.3	
N of Valid	4168	5314	4257	3130	16869	
N of Miss	137	71	78	63	349	

Table 79: How old were you when you first: belonged to a gang?


Response	6	8	10	12	Total	
Never	97.9	97.5	96.8	97.3	97.4	
10 or younger	0.8	0.5	0.6	0.4	0.6	
11	0.9	0.4	0.3	0.3	0.5	
12	0.3	0.6	0.4	0.3	0.4	
13	0.0	0.7	0.7	0.4	0.5	
14	0.0	0.3	0.4	0.4	0.3	
15	0.0	0.0	0.7	0.4	0.2	
16	0.0	0.0	0.2	0.2	0.1	
17 or older	0.0	0.0	0.1	0.4	0.1	
N of Valid	4169	5311	4263	3130	16873	
N of Miss	136	74	72	63	345	

Table 80: How wrong do you think it is for someone your age to: take a handgun to school?


Response	6	8	10	12	Total	
Very wrong	92.6	88.0	88.3	90.2	89.7	
Wrong	5.4	9.5	9.0	7.0	7.9	
A little bit wrong	1.3	1.8	1.9	2.1	1.8	
Not wrong at all	0.6	0.6	0.8	0.7	0.7	
N of Valid	4231	5355	4277	3146	17009	
N of Miss	74	30	58	47	209	

Table 81: How wrong do you think it is for someone your age to: steal anything worth more than \$5?


Response	6	8	10	12	Total	
Very wrong	69.0	56.7	50.9	60.6	59.0	
Wrong	24.7	32.5	35.7	29.0	30.7	
A little bit wrong	5.3	9.5	11.7	8.6	8.9	
Not wrong at all	1.0	1.3	1.7	1.8	1.4	
N of Valid	4210	5345	4271	3147	16973	
N of Miss	95	40	64	46	245	



Table 82: How wrong do you think it is for someone your age to: pick a fight with someone?

Response	6	8	10	12	Total	
Very wrong	62.9	44.1	33.3	41.4	45.6	
Wrong	27.0	33.4	36.9	33.4	32.7	
A little bit wrong	8.0	18.6	24.8	20.6	17.9	
Not wrong at all	2.0	3.8	5.0	4.6	3.8	
N of Valid	4177	5323	4253	3129	16882	
N of Miss	128	62	82	64	336	

Table 83: How wrong do you think it is for someone your age to: attack someone with the idea of seriously hurting them?

Response	6	8	10	12	Total	
Very wrong	88.0	75.3	66.6	70.4	75.4	
Wrong	8.2	17.8	23.6	20.1	17.3	
A little bit wrong	2.5	5.1	7.7	7.5	5.6	
Not wrong at all	1.3	1.8	2.1	2.0	1.8	
N of Valid	4206	5338	4262	3137	16943	
N of Miss	99	47	73	56	275	

Table 84: How wrong do you think it is for someone your age to: stay away from school all day when their parents think they are at school?

Response	6	8	10	12	Total	
Very wrong	86.3	67.9	46.9	39.3	61.9	
Wrong	10.4	22.9	33.1	32.2	24.1	
A little bit wrong	2.3	7.4	16.9	22.5	11.3	
Not wrong at all	1.0	1.8	3.1	6.0	2.7	
N of Valid	4219	5347	4277	3140	16983	
N of Miss	86	38	58	53	235	

Table 85: How wrong do you think it is for someone your age to: drink beer, wine or hard liquor (for example, vodka, whiskey, or gin) regularly?





Response	6	8	10	12	Total	
Very wrong	92.2	74.9	48.7	40.2	66.2	
Wrong	5.1	15.4	24.5	24.0	16.7	
A little bit wrong	1.8	6.9	19.3	23.9	11.9	
Not wrong at all	1.0	2.8	7.6	11.8	5.2	
N of Valid	4213	5350	4269	3141	16973	
N of Miss	92	35	66	52	245	

Table 86: How wrong do you think it is for someone your age to: smoke cigarettes?





Response	6	8	10	12	Total	
Very wrong	93.5	80.5	61.5	52.0	73.7	
Wrong	4.6	13.3	21.5	22.2	14.8	
A little bit wrong	1.0	4.3	11.1	14.8	7.1	
Not wrong at all	0.9	2.0	5.9	10.9	4.4	
N of Valid	4211	5352	4273	3142	16978	
N of Miss	94	33	62	51	240	

Table 87: How wrong do you think it is for someone your age to: smoke marijuana?





Response	6	8	10	12	Total	
Very wrong	95.5	81.5	55.8	48.3	72.3	
Wrong	2.5	9.0	16.8	16.4	10.8	
A little bit wrong	1.0	5.0	12.7	16.3	8.0	
Not wrong at all	1.0	4.5	14.8	19.0	8.9	
N of Valid	4191	5344	4267	3137	16939	
N of Miss	114	41	68	56	279	

Table 88: How wrong do you think it is for someone your age to: use prescription drugs or non-prescription drugs for the purpose of getting high?





Response	6	8	10	12	Total	
Very wrong	95.0	88.3	74.3	72.8	83.6	
Wrong	3.3	8.6	16.0	16.4	10.6	
A little bit wrong	0.9	1.8	6.5	8.0	3.9	
Not wrong at all	0.8	1.3	3.2	2.8	1.9	
N of Valid	4187	5345	4268	3141	16941	
N of Miss	118	40	67	52	277	

Table 89: How wrong do you think it is for someone your age to: use synthetic marijuana (K2, spice) or bath salts?





Response	6	8	10	12	Total	
Very wrong	96.1	89.9	80.0	79.6	87.0	
Wrong	2.5	7.2	13.1	13.4	8.7	
A little bit wrong	0.7	1.9	4.1	4.5	2.6	
Not wrong at all	0.8	1.0	2.7	2.5	1.7	
N of Valid	4150	5334	4264	3141	16889	
N of Miss	155	51	71	52	329	

Table 90: How wrong do you think it is for someone your age to: use LSD, cocaine, amphetamines or another illegal drug?





Response	6	8	10	12	Total	
Very wrong	97.5	92.8	84.6	83.7	90.2	
Wrong	1.4	5.3	10.2	10.2	6.5	
A little bit wrong	0.4	0.9	3.2	3.9	1.9	
Not wrong at all	0.7	1.0	2.0	2.1	1.4	
N of Valid	4184	5339	4264	3140	16927	
N of Miss	121	46	71	53	291	

Table 91: At school during the past 12 months, did you receive help from the resource teacher, speech therapist or other special education teacher?



Response	6	8	10	12	Total	
No	78.1	84.6	89.2	91.2	85.4	
Yes	21.9	15.4	10.8	8.8	14.6	
N of Valid	3826	4994	3967	2962	15749	
N of Miss	479	391	368	231	1469	

Table 92: How many times in the past year (12 months) have you: been suspended from school?









Response	6	8	10	12	Total	
Never	93.3	91.6	91.0	93.4	92.2	
1 to 2 times	5.6	6.5	7.1	5.3	6.2	
3 to 5 times	0.7	1.2	1.2	0.7	1.0	
6 to 9 times	0.3	0.4	0.4	0.3	0.4	
10 to 19 times	0.0	0.2	0.2	0.2	0.2	
20 to 29 times	0.0	0.1	0.1	0.0	0.0	
30 to 39 times	0.0	0.0	0.0	0.0	0.0	
40+ times	0.0	0.0	0.1	0.2	0.1	
N of Valid	4203	5342	4269	3138	16952	
N of Miss	102	43	66	55	266	

Table 93: How many times in the past year (12 months) have you: carried a handgun?









Response	6	8	10	12	Total	
Never	96.6	96.9	96.5	96.7	96.7	
1 to 2 times	2.1	1.6	1.6	1.3	1.7	
3 to 5 times	0.5	0.7	0.7	0.7	0.6	
6 to 9 times	0.2	0.2	0.4	0.3	0.3	
10 to 19 times	0.2	0.2	0.2	0.2	0.2	
20 to 29 times	0.1	0.1	0.1	0.1	0.1	
30 to 39 times	0.0	0.1	0.0	0.1	0.0	
40+ times	0.3	0.3	0.5	0.6	0.4	
N of Valid	4190	5335	4263	3136	16924	
N of Miss	115	50	72	57	294	

Table 94: How many times in the past year (12 months) have you: sold illegal drugs?









Response	6	8	10	12	Total	
Never	99.7	98.4	94.6	93.0	96.8	
1 to 2 times	0.2	0.8	2.2	2.8	1.4	
3 to 5 times	0.0	0.3	1.0	1.0	0.5	
6 to 9 times	0.0	0.2	0.7	1.0	0.4	
10 to 19 times	0.0	0.0	0.4	0.5	0.2	
20 to 29 times	0.0	0.1	0.3	0.3	0.2	
30 to 39 times	0.0	0.0	0.1	0.2	0.1	
40+ times	0.0	0.2	0.7	1.2	0.5	
N of Valid	4151	5314	4247	3134	16846	
N of Miss	154	71	88	59	372	

Table 95: How many times in the past year (12 months) have you: stolen or tried to steal a motor vehicle such as a car or motorcycle?









Response	6	8	10	12	Total	
Never	99.5	99.0	98.7	98.9	99.0	
1 to 2 times	0.4	0.7	0.8	0.4	0.6	
3 to 5 times	0.0	0.2	0.2	0.2	0.2	
6 to 9 times	0.0	0.1	0.1	0.2	0.1	
10 to 19 times	0.0	0.0	0.0	0.0	0.0	
20 to 29 times	0.0	0.0	0.0	0.0	0.0	
30 to 39 times	0.0	0.0	0.0	0.0	0.0	
40+ times	0.0	0.1	0.1	0.2	0.1	
N of Valid	4181	5331	4256	3134	16902	
N of Miss	124	54	79	59	316	

Table 96: How many times in the past year (12 months) have you: participated in clubs, organizations or activities at school?









Response	6	8	10	12	Total	
Never	27.6	26.4	25.7	27.0	26.6	
1 to 2 times	28.0	20.9	17.8	13.0	20.4	
3 to 5 times	17.5	16.3	13.6	12.3	15.2	
6 to 9 times	8.8	8.5	8.4	8.1	8.5	
10 to 19 times	6.4	7.4	7.7	8.5	7.4	
20 to 29 times	3.2	3.9	5.1	5.7	4.4	
30 to 39 times	1.6	2.2	2.0	3.2	2.2	
40+ times	6.9	14.4	19.7	22.1	15.3	
N of Valid	4147	5305	4249	3135	16836	
N of Miss	158	80	86	58	382	

Table 97: How many times in the past year (12 months) have you: been arrested?









Response	6	8	10	12	Total	
Never	99.1	97.5	96.0	95.6	97.2	
1 to 2 times	0.7	2.2	3.2	3.7	2.3	
3 to 5 times	0.1	0.2	0.4	0.4	0.3	
6 to 9 times	0.0	0.1	0.1	0.1	0.1	
10 to 19 times	0.0	0.1	0.1	0.1	0.1	
20 to 29 times	0.0	0.0	0.1	0.0	0.0	
30 to 39 times	0.0	0.0	0.0	0.0	0.0	
40+ times	0.0	0.0	0.1	0.1	0.1	
N of Valid	4170	5322	4247	3131	16870	
N of Miss	135	63	88	62	348	

Table 98: How many times in the past year (12 months) have you: attacked someone with the idea of seriously hurting them?


Response	6	8	10	12	Total	
Never	93.9	91.8	91.9	93.7	92.7	
1 to 2 times	4.1	5.6	5.5	4.1	4.9	
3 to 5 times	0.9	1.4	1.4	1.1	1.2	
6 to 9 times	0.4	0.7	0.6	0.4	0.5	
10 to 19 times	0.2	0.3	0.2	0.2	0.2	
20 to 29 times	0.2	0.1	0.1	0.3	0.2	
30 to 39 times	0.0	0.0	0.0	0.1	0.0	
40+ times	0.2	0.1	0.1	0.3	0.2	
N of Valid	4171	5330	4256	3134	16891	
N of Miss	134	55	79	59	327	

Table 99: How many times in the past year (12 months) have you: been drunk or high at school?


Response	6	8	10	12	Total	
Never	99.1	95.6	88.1	83.2	92.3	
1 to 2 times	0.6	2.5	5.3	5.9	3.4	
3 to 5 times	0.2	0.9	2.2	3.4	1.5	
6 to 9 times	0.1	0.4	1.2	1.9	0.8	
10 to 19 times	0.0	0.3	1.0	1.7	0.7	
20 to 29 times	0.0	0.1	0.9	0.9	0.4	
30 to 39 times	0.0	0.0	0.1	0.6	0.1	
40+ times	0.0	0.1	1.2	2.4	0.8	
N of Valid	4166	5324	4249	3134	16873	
N of Miss	139	61	86	59	345	

Table 100: How many times in the past year (12 months) have you: taken a handgun to school?

Response	6	8	10	12	Total	
Never	99.8	99.7	99.7	99.5	99.7	
1 to 2 times	0.1	0.1	0.1	0.2	0.1	
3 to 5 times	0.0	0.0	0.1	0.0	0.0	
6 to 9 times	0.0	0.0	0.0	0.1	0.0	
10 to 19 times	0.0	0.0	0.0	0.0	0.0	
20 to 29 times	0.0	0.0	0.0	0.0	0.0	
30 to 39 times	0.0	0.0	0.0	0.0	0.0	
40+ times	0.0	0.1	0.1	0.2	0.1	
N of Valid	4180	5328	4253	3136	16897	
N of Miss	125	57	82	57	321	

Table 101: Are you currently on probation, or assigned a probation officer with Juvenile Court?

Response	6	8	10	12	Total	
No	99.1	98.0	97.6	98.0	98.2	
Yes	0.9	2.0	2.4	2.0	1.8	
N of Valid	3636	4854	3944	3004	15438	
N of Miss	669	531	391	189	1780	

Table 102: Have you ever belonged to a gang?

Response	6	8	10	12	Total	
No	96.1	95.0	94.3	95.2	95.1	
No, but would like to	1.0	1.6	1.7	1.7	1.5	
Yes, in the past	2.0	2.3	2.6	2.0	2.3	
Yes, belong now	0.7	0.9	1.1	1.0	0.9	
Yes, but would like to get out	0.2	0.2	0.2	0.1	0.2	
N of Valid	4202	5342	4268	3143	16955	
N of Miss	103	43	67	50	263	



Table 103: If you have ever belonged to a gang, did that gang have a name?




Response	6	8	10	12	Total	
No	7.3	6.0	9.5	12.7	8.4	
Yes	2.1	3.3	4.0	3.0	3.1	
I have never belonged to a gang	90.5	90.8	86.6	84.3	88.5	
N of Valid	4166	5286	4210	3097	16759	
N of Miss	139	99	125	96	459	

Table 104: You are at a party at someone's house, and one of your friends offers you a drink containing alcohol. What would you say or do?





Response	6	8	10	12	Total	
Drink it	2.3	12.6	30.0	40.5	19.6	
Tell your friend, 'No thanks, I don't drink' and suggest that you and your friend go and do something else	49.2	45.8	34.4	26.3	40.1	
Just say, 'No thanks' and walk away	29.0	26.5	26.2	26.2	27.0	
Make up a good excuse, tell your friend you had something else to do, and leave	19.5	15.1	9.4	7.0	13.3	
N of Valid	4154	5301	4234	3122	16811	
N of Miss	151	84	101	71	407	

Table 105: How often do you attend religious services or activities?





Response	6	8	10	12	Total	
Never	20.1	13.0	16.1	20.8	17.0	
Rarely	21.8	23.3	24.0	25.3	23.5	
1-2 Times a Month	13.7	14.5	14.5	14.5	14.3	
About Once a Week or More	44.4	49.1	45.4	39.5	45.2	
N of Valid	4043	5308	4240	3128	16719	
N of Miss	262	77	95	65	499	

Table 106: I think sometimes it's okay to cheat at school.

Response	6	8	10	12	Total	
NO!	72.2	46.0	24.6	21.2	42.5	
no	22.3	39.6	44.4	40.2	36.6	
yes	4.9	13.0	27.1	32.9	18.2	
YES!	0.6	1.5	3.9	5.7	2.7	
N of Valid	4190	5336	4249	3135	16910	
N of Miss	115	49	86	58	308	

Table 107: It is important to think before you act.

Response	6	8	10	12	Total	
NO!	1.7	1.3	1.2	1.7	1.5	
no	1.9	3.0	2.7	2.0	2.5	
yes	23.6	35.0	40.8	38.2	34.2	
YES!	72.7	60.6	55.3	58.1	61.8	
N of Valid	4181	5330	4252	3129	16892	
N of Miss	124	55	83	64	326	

Table 108: Sometimes I think that life is not worth it.

Response	6	8	10	12	Total	
NO!	60.5	50.0	43.2	45.9	50.1	
no	22.2	23.4	26.7	28.4	24.9	
yes	12.3	18.7	21.5	19.2	17.9	
YES!	5.1	8.0	8.6	6.5	7.2	
N of Valid	4084	5289	4216	3110	16699	
N of Miss	221	96	119	83	519	

Table 109: At times I think I am no good at all.

Response	6	8	10	12	Total	
NO!	38.3	31.6	27.5	29.8	31.8	
no	26.1	26.2	28.0	29.9	27.3	
yes	27.2	30.7	33.4	31.7	30.7	
YES!	8.4	11.6	11.1	8.6	10.1	
N of Valid	4124	5304	4224	3114	16766	
N of Miss	181	81	111	79	452	

Table 110: All in all, I am inclined to think that I am a failure.

Response	6	8	10	12	Total	
NO!	56.3	46.8	41.4	43.9	47.2	
no	26.1	30.8	34.4	36.1	31.6	
yes	13.1	15.0	17.3	15.0	15.1	
YES!	4.4	7.4	6.8	5.0	6.1	
N of Valid	4082	5294	4223	3115	16714	
N of Miss	223	91	112	78	504	

Table 111: In the past year, have you felt depressed or sad MOST days, even if you felt okay sometimes?

Response	6	8	10	12	Total	
NO!	35.1	36.0	30.1	33.5	33.8	
no	25.3	25.4	27.6	29.4	26.7	
yes	27.9	24.4	26.8	24.9	26.0	
YES!	11.7	14.2	15.5	12.2	13.6	
N of Valid	4110	5313	4234	3123	16780	
N of Miss	195	72	101	70	438	

Table 112: It is all right to beat up people if they start the fight.





Response	6	8	10	12	Total	
NO!	62.3	38.6	27.9	29.8	40.1	
no	19.5	24.5	26.8	25.5	24.0	
yes	11.2	22.8	27.7	25.7	21.7	
YES!	6.9	14.1	17.6	19.0	14.1	
N of Valid	4130	5309	4236	3128	16803	
N of Miss	175	76	99	65	415	

Table 113: I think it is okay to take something without asking if you can get away with it.





Response	6	8	10	12	Total	
NO!	82.4	66.1	54.3	56.4	65.4	
no	15.7	29.3	38.3	37.1	29.6	
yes	1.4	3.8	6.0	5.5	4.1	
YES!	0.6	0.7	1.5	1.0	0.9	
N of Valid	4150	5320	4230	3127	16827	
N of Miss	155	65	105	66	391	

Table 114: Where do you get the most information about living a drug and alcohol free life? Parents/guardians





Response	6	8	10	12	Total	
All the time	47.1	43.5	38.5	34.9	41.5	
Most	25.4	28.4	28.0	29.3	27.8	
Some	15.9	17.8	21.1	21.2	18.8	
Very little	11.6	10.4	12.4	14.5	12.0	
N of Valid	4000	5263	4192	3109	16564	
N of Miss	305	122	143	84	654	

Table 115: Where do you get the most information about living a drug and alcohol free life? Friends





Response	6	8	10	12	Total	
All the time	20.2	14.1	10.8	10.4	14.0	
Most	16.1	17.5	18.2	16.7	17.2	
Some	26.7	30.6	32.1	32.4	30.4	
Very little	36.9	37.8	38.9	40.4	38.3	
N of Valid	3891	5210	4162	3089	16352	
N of Miss	414	175	173	104	866	

Table 116: Where do you get the most information about living a drug and alcohol free life? Family members





Response	6	8	10	12	Total	
All the time	40.4	33.4	27.2	23.6	31.6	
Most	25.0	26.5	26.6	25.6	26.0	
Some	19.0	23.5	25.4	26.5	23.5	
Very little	15.6	16.6	20.8	24.4	18.9	
N of Valid	3927	5204	4171	3090	16392	
N of Miss	378	181	164	103	826	

Table 117: Where do you get the most information about living a drug and alcohol free life? School





Response	6	8	10	12	Total	
All the time	56.6	46.1	31.1	27.8	41.4	
Most	25.9	30.7	31.3	28.8	29.3	
Some	9.3	14.3	24.1	27.6	18.1	
Very little	8.2	8.8	13.5	15.9	11.2	
N of Valid	3973	5241	4163	3095	16472	
N of Miss	332	144	172	98	746	

Table 118: Where do you get the most information about living a drug and alcohol free life? Internet





Response	6	8	10	12	Total	
All the time	12.6	8.4	8.6	8.3	9.4	
Most	12.2	12.0	11.0	10.2	11.5	
Some	20.5	26.8	26.4	25.7	25.0	
Very little	54.7	52.7	54.0	55.7	54.1	
N of Valid	3858	5174	4134	3080	16246	
N of Miss	447	211	201	113	972	

Table 119: Where do you get the most information about living a drug and alcohol free life? TV





Response	6	8	10	12	Total	
All the time	16.2	11.0	8.6	7.8	11.0	
Most	14.0	14.8	11.9	11.6	13.3	
Some	27.3	32.2	31.9	30.7	30.6	
Very little	42.5	42.0	47.7	49.9	45.1	
N of Valid	3878	5184	4144	3080	16286	
N of Miss	427	201	191	113	932	

Table 120: Where do you get the most information about living a drug and alcohol free life? Social media





Response	6	8	10	12	Total	
All the time	14.3	9.4	8.3	7.5	9.9	
Most	11.2	12.7	10.3	9.7	11.2	
Some	21.3	26.9	27.1	26.4	25.6	
Very little	53.2	51.0	54.3	56.3	53.4	
N of Valid	3746	5164	4128	3074	16112	
N of Miss	559	221	207	119	1106	

Table 121: How much do you think people risk harming themselves (physically or in other ways) if they: smoked one or more packs of cigarettes per day?


Response	6	8	10	12	Total	
No risk	13.6	5.7	5.1	5.2	7.4	
Slight risk	5.7	7.1	7.1	6.2	6.6	
Moderate risk	16.9	17.2	19.9	19.6	18.3	
Great risk	63.7	70.0	67.9	69.1	67.8	
N of Valid	4074	5293	4204	3104	16675	
N of Miss	231	92	131	89	543	

Table 122: How much do you think people risk harming themselves (physically or in other ways) if they: try marijuana once or twice?


Response	6	8	10	12	Total	
No risk	15.5	15.3	30.3	40.7	23.9	
Slight risk	16.4	23.0	27.5	25.2	23.0	
Moderate risk	26.6	25.0	18.8	14.5	21.8	
Great risk	41.5	36.7	23.3	19.6	31.3	
N of Valid	4017	5261	4185	3092	16555	
N of Miss	288	124	150	101	663	

Table 123: How much do you think people risk harming themselves (physically or in other ways) if they: smoke marijuana once or twice a week?


Response	6	8	10	12	Total	
No risk	14.9	10.9	21.0	27.8	17.6	
Slight risk	7.0	11.3	19.5	21.2	14.2	
Moderate risk	18.6	21.6	22.6	21.2	21.0	
Great risk	59.5	56.2	37.0	29.8	47.2	
N of Valid	3982	5217	4147	3067	16413	
N of Miss	323	168	188	126	805	

Table 124: How much do you think people risk harming themselves (physically or in other ways) if they: take one or two drinks of an alcoholic beverage (beer, wine, liquor) nearly every day?

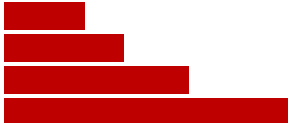
Response	6	8	10	12	Total	
No risk	14.7	8.7	9.3	10.9	10.7	
Slight risk	12.6	15.4	20.3	21.4	17.1	
Moderate risk	23.7	27.4	30.9	30.1	27.9	
Great risk	49.0	48.4	39.5	37.6	44.3	
N of Valid	4029	5266	4196	3094	16585	
N of Miss	276	119	139	99	633	

Table 125: How much do you think people risk harming themselves (physically or in other ways) if they: have five or more drinks of an alcoholic beverage once or twice each weekend?


Response	6	8	10	12	Total	
No risk	14.4	6.8	6.9	7.9	8.9	
Slight risk	7.4	9.0	13.9	16.8	11.3	
Moderate risk	21.0	23.3	28.1	29.5	25.1	
Great risk	57.1	60.9	51.1	45.8	54.7	
N of Valid	4043	5283	4188	3092	16606	
N of Miss	262	102	147	101	612	

Table 126: How much do you think people risk harming themselves (physically or in other ways) if they: use prescription drugs that are not prescribed to them?


Response	6	8	10	12	Total	
No risk	14.1	5.7	4.9	4.1	7.2	
Slight risk	3.6	4.7	7.2	8.0	5.7	
Moderate risk	13.1	16.8	21.4	21.5	18.0	
Great risk	69.2	72.7	66.6	66.4	69.1	
N of Valid	4013	5278	4198	3091	16580	
N of Miss	292	107	137	102	638	



Table 127: How much do you think people risk harming themselves (physically or in other ways) if they: use non-prescription drugs to get high?


Response	6	8	10	12	Total	
No risk	13.6	5.9	5.3	4.3	7.3	
Slight risk	3.6	4.6	6.8	6.8	5.3	
Moderate risk	11.0	15.6	20.5	20.3	16.6	
Great risk	71.9	74.0	67.4	68.6	70.8	
N of Valid	4005	5279	4191	3088	16563	
N of Miss	300	106	144	105	655	

Table 128: Have you ever used smokeless tobacco (chew, snuff, plug, dipping tobacco, or chewing tobacco)?


Response	6	8	10	12	Total	
Never	97.3	92.5	85.2	80.4	89.6	
Once or Twice	2.1	5.2	7.8	8.9	5.8	
Once in a while but not regularly	0.2	1.1	3.3	4.0	2.0	
Regularly in the past	0.2	0.6	1.6	2.1	1.0	
Regularly now	0.2	0.7	2.1	4.6	1.7	
N of Valid	4118	5312	4203	3102	16735	
N of Miss	187	73	132	91	483	

Table 129: How often have you taken smokeless tobacco during the past 30 days?


Response	6	8	10	12	Total	
Not at all	99.2	97.6	94.1	90.5	95.8	
Once or twice	0.5	1.4	2.6	3.3	1.8	
Once or twice per week	0.1	0.3	0.8	1.3	0.6	
Three to five times per week	0.0	0.2	0.5	0.6	0.3	
About once a day	0.0	0.3	0.5	0.9	0.4	
More than once a day	0.1	0.2	1.5	3.4	1.1	
N of Valid	4093	5308	4204	3098	16703	
N of Miss	212	77	131	95	515	

Table 130: Have you ever smoked cigarettes?

Response	6	8	10	12	Total	
Never	95.5	86.8	75.4	66.3	82.3	
Once or Twice	3.8	9.3	13.1	15.4	10.1	
Once in a while but not regularly	0.4	2.0	5.6	8.7	3.8	
Regularly in the past	0.2	1.1	3.2	4.0	1.9	
Regularly now	0.1	0.8	2.6	5.5	1.9	
N of Valid	4110	5307	4199	3102	16718	
N of Miss	195	78	136	91	500	

Table 131: How frequently have you smoked cigarettes during the past 30 days?

Response	6	8	10	12	Total	
Not at all	99.0	97.1	92.2	86.4	94.4	
Less than one cigarette per day	0.7	1.9	4.3	6.7	3.1	
One to five cigarettes per day	0.1	0.8	2.3	4.4	1.7	
About one-half pack per day	0.1	0.2	0.6	1.6	0.5	
About one pack per day	0.0	0.0	0.3	0.5	0.2	
About one and one-half packs per day	0.0	0.0	0.1	0.1	0.1	
Two packs or more per day	0.0	0.0	0.2	0.2	0.1	
N of Valid	4095	5308	4194	3097	16694	
N of Miss	210	77	141	96	524	

Table 132: Which statement best describes rules about smoking inside your home?

Response	6	8	10	12	Total	
Smoking is not allowed anywhere inside your home	74.5	76.9	76.7	78.1	76.4	
Smoking is allowed in some places and at some times	6.2	5.0	4.9	5.0	5.3	
Smoking is allowed anywhere inside the home	1.6	1.4	1.7	2.5	1.7	
There are no rules about smoking inside the home	2.2	4.4	5.3	5.3	4.3	
I don't know	15.6	12.3	11.5	9.0	12.3	
N of Valid	4059	5284	4185	3095	16623	
N of Miss	246	101	150	98	595	

Table 133: Which statement best describes rules about smoking in your family cars?







Response	6	8	10	12	Total	
Smoking is never allowed in any car	73.7	71.3	69.3	70.5	71.2	
Smoking is allowed sometimes or in some cars	8.0	8.4	9.3	9.3	8.7	
Smoking is allowed in any car anytime	2.0	2.4	3.2	3.6	2.7	
There are no rules about smoking in the car	2.8	5.6	6.6	6.6	5.4	
We do not have a family car	0.5	0.5	0.7	1.1	0.7	
I don't know	13.0	11.9	10.9	8.9	11.3	
N of Valid	4055	5277	4174	3101	16607	
N of Miss	250	108	161	92	611	

Table 134: During this school year, were you taught in any of your classes about the dangers of tobacco use?






Response	6	8	10	12	Total	
Strongly agree	45.5	28.8	15.9	12.8	26.5	
Agree	26.1	34.1	31.6	26.5	30.1	
Disagree	5.8	11.5	17.3	18.8	12.9	
Strongly disagree	4.3	9.6	16.3	24.4	12.8	
I don't know	18.3	16.1	18.9	17.6	17.6	
N of Valid	3942	5217	4133	3065	16357	
N of Miss	363	168	202	128	861	

Table 135: During the past 12 months, have you participated in any community activities to discourage people your age from using cigarettes, chewing tobacco, snuff, dip or cigars?






Response	6	8	10	12	Total	
Strongly agree	18.0	11.5	8.0	7.4	11.4	
Agree	15.9	17.1	13.6	10.5	14.7	
Disagree	13.0	19.5	23.3	21.5	19.3	
Strongly disagree	18.3	25.5	32.8	40.9	28.6	
I don't know	34.8	26.5	22.4	19.6	26.1	
N of Valid	3818	5176	4122	3065	16181	
N of Miss	487	209	213	128	1037	

Table 136: Think back over the last two weeks. How many times have you had five or more alcoholic drinks in a row?


Response	6	8	10	12	Total	
None	98.3	95.3	86.8	79.2	90.9	
Once	0.9	2.3	5.6	7.8	3.9	
Twice	0.3	1.2	3.8	5.9	2.5	
3-5 times	0.3	0.6	2.0	3.9	1.5	
6-9 times	0.0	0.2	0.6	1.5	0.5	
10 or more times	0.1	0.4	1.2	1.6	0.7	
N of Valid	4016	5259	4166	3072	16513	
N of Miss	289	126	169	121	705	

Table 137: During the past 30 days, how many times did you ride in a car or other vehicle driven by someone who had been drinking alcohol or using drugs to get high?


Response	6	8	10	12	Total	
0 times	91.8	90.0	84.4	81.4	87.4	
1 time	4.7	5.2	6.8	7.4	5.9	
2 or 3 times	1.8	3.1	4.7	6.0	3.7	
4 or 5 times	0.6	0.6	1.6	2.0	1.1	
6 or more times	1.1	1.2	2.6	3.2	1.9	
N of Valid	3980	5257	4161	3074	16472	
N of Miss	325	128	174	119	746	

Table 138: During the past 30 days, how many times did you drive a car or other vehicle when you had been drinking alcohol or using drugs to get high?


Response	6	8	10	12	Total	
I did not drive a car in the past 30 days	58.2	63.5	45.2	20.8	49.5	
0 times	40.9	35.1	51.2	68.6	47.0	
1 time	0.6	0.7	1.4	4.3	1.5	
2 or 3 times	0.2	0.2	1.0	3.0	0.9	
4 or 5 times	0.1	0.1	0.5	0.9	0.3	
6 or more times	0.2	0.3	0.8	2.3	0.8	
N of Valid	3803	5111	4099	3054	16067	
N of Miss	502	274	236	139	1151	

Table 139: If you drank alcohol (not just a sip or taste) in the past year, how did you usually get it?













Response	6	8	10	12	Total	
I did not drink alcohol in the past year	95.1	86.8	66.9	52.0	77.3	
I bought it myself with a fake ID	0.0	0.1	0.5	0.4	0.2	
I bought it myself without a fake ID	0.0	0.0	0.2	0.6	0.2	
I got it from someone I know age 21 or older	0.7	2.1	8.5	21.7	7.0	
I got it from someone I know under age 21	0.3	1.5	5.6	7.9	3.4	
I got it from my brother or sister	0.2	0.8	1.1	1.0	0.8	
I got it from home with my parents' permission	0.8	2.4	4.7	5.4	3.1	
I got it from home without my parents' permission	0.6	2.4	3.7	1.8	2.2	
I got it from another relative	0.3	0.7	1.7	1.5	1.0	
A stranger bought it for me	0.0	0.1	0.3	0.8	0.3	
I took it from a store or shop	0.1	0.1	0.1	0.2	0.1	
Other	2.0	3.0	6.6	6.7	4.3	
N of Valid	3909	5208	4059	3026	16202	
N of Miss	396	177	276	167	1016	

Table 140: If you drank alcohol (not just a sip or taste) in the past year, where did you usually drink it?











Response	6	8	10	12	Total	
I did not drink alcohol in the past year	96.3	87.6	67.5	53.3	78.3	
at my home	1.8	5.6	11.2	12.5	7.4	
at someone else's home	1.0	4.7	16.6	27.1	11.0	
at an open area like a park, beach, field, back road, woods, or a street corner	0.3	1.1	2.7	3.9	1.8	
at a sporting event or concert	0.1	0.1	0.3	0.6	0.2	
at a restaurant, bar, or a nightclub	0.3	0.3	0.4	0.7	0.4	
at an empty building or a construction site	0.0	0.3	0.3	0.2	0.2	
at a hotel/motel	0.1	0.1	0.2	0.6	0.2	
in a car	0.1	0.1	0.5	0.6	0.3	
at school	0.1	0.1	0.3	0.5	0.2	
N of Valid	3877	5192	4039	2992	16100	
N of Miss	428	193	296	201	1118	

Table 141: How do you feel about someone your age having one or two drinks of an alcoholic beverage nearly every day?

Response	6	8	10	12	Total	
Neither approve nor disapprove	19.2	19.9	27.9	30.0	23.7	
Somewhat disapprove	5.5	10.9	19.2	22.4	13.9	
Strongly disapprove	61.4	58.2	42.7	40.4	51.7	
Don't know or can't say	14.0	11.0	10.2	7.2	10.8	
N of Valid	3852	5204	4123	3067	16246	
N of Miss	453	181	212	126	972	

Table 142: On how many occasions have you had alcoholic beverages (beer, wine or hard liquor) to drink in your lifetime - more than just a few sips?

Response	6	8	10	12	Total	
0	93.3	79.7	56.8	42.0	70.2	
01/02/13	4.6	10.0	13.4	11.8	9.9	
03/05/13	0.9	4.1	9.2	10.5	5.8	
06/09/13	0.6	2.6	6.7	7.5	4.0	
10/19/13	0.4	1.7	6.2	8.8	3.8	
20-39	0.2	1.0	3.5	7.9	2.7	
40	0.2	1.0	4.1	11.6	3.6	
N of Valid	3972	5252	4129	3068	16421	
N of Miss	333	133	206	125	797	

Table 143: On how many occasions have you drunk one of more drinks of an alcoholic beverage during the past 30 days?

Response	6	8	10	12	Total	
0	98.7	94.5	82.5	71.4	88.2	
01/02/13	0.9	3.4	10.5	14.1	6.6	
03/05/13	0.3	1.0	3.6	7.0	2.6	
06/09/13	0.1	0.6	1.7	3.8	1.4	
10/19/13	0.0	0.2	1.0	2.1	0.7	
20-39	0.1	0.1	0.4	0.7	0.3	
40	0.0	0.1	0.3	0.8	0.3	
N of Valid	3967	5249	4126	3059	16401	
N of Miss	338	136	209	134	817	

Table 144: On how many occasions have you used marijuana (grass, pot) or hashish (hash, hash oil) in your lifetime?


Response	6	8	10	12	Total	
0	98.6	92.2	76.3	65.4	84.8	
01/02/13	0.7	2.7	6.6	7.4	4.1	
03/05/13	0.2	1.2	3.2	4.1	2.0	
06/09/13	0.1	0.8	1.9	3.2	1.4	
10/19/13	0.1	1.1	2.9	4.0	1.8	
20-39	0.1	0.5	2.5	3.2	1.4	
40	0.3	1.4	6.7	12.6	4.5	
N of Valid	3964	5237	4118	3039	16358	
N of Miss	341	148	217	154	860	

Table 145: On how many occasions have you used marijuana (grass, pot) or hashish (hash, hash oil) during the past 30 days?


Response	6	8	10	12	Total	
0	99.4	96.1	87.9	82.5	92.3	
01/02/13	0.3	1.6	4.3	5.2	2.6	
03/05/13	0.2	0.9	2.2	3.1	1.5	
06/09/13	0.0	0.4	1.8	2.0	1.0	
10/19/13	0.1	0.4	1.5	2.4	1.0	
20-39	0.0	0.2	0.9	1.6	0.6	
40	0.0	0.4	1.4	3.1	1.1	
N of Valid	3956	5240	4115	3055	16366	
N of Miss	349	145	220	138	852	

Table 146: On how many occasions have you used LSD or other psychedelics in your lifetime?


Response	6	8	10	12	Total	
0	99.8	99.5	97.8	95.0	98.3	
01/02/13	0.2	0.3	1.3	2.4	0.9	
03/05/13	0.0	0.1	0.5	1.1	0.3	
06/09/13	0.0	0.1	0.1	0.6	0.2	
10/19/13	0.0	0.0	0.2	0.5	0.1	
20-39	0.0	0.0	0.0	0.2	0.1	
40	0.1	0.0	0.0	0.3	0.1	
N of Valid	3902	5235	4123	3053	16313	
N of Miss	403	150	212	140	905	

Table 147: On how many occasions have you used LSD or other psychedelics during the past 30 days?

Response	6	8	10	12	Total	
0	99.9	99.9	99.3	98.3	99.4	
01/02/13	0.1	0.1	0.5	1.0	0.3	
03/05/13	0.0	0.0	0.1	0.4	0.1	
06/09/13	0.0	0.0	0.0	0.1	0.0	
10/19/13	0.0	0.0	0.0	0.1	0.0	
20-39	0.0	0.0	0.0	0.0	0.0	
40	0.0	0.0	0.0	0.1	0.0	
N of Valid	3904	5235	4127	3056	16322	
N of Miss	401	150	208	137	896	

Table 148: On how many occasions have you used cocaine or crack in your lifetime?

Response	6	8	10	12	Total	
0	99.7	99.0	98.3	97.2	98.7	
01/02/13	0.2	0.7	1.1	1.6	0.9	
03/05/13	0.1	0.1	0.1	0.4	0.2	
06/09/13	0.0	0.1	0.1	0.3	0.1	
10/19/13	0.0	0.0	0.1	0.2	0.1	
20-39	0.0	0.1	0.0	0.1	0.0	
40	0.0	0.0	0.2	0.3	0.1	
N of Valid	3953	5244	4125	3058	16380	
N of Miss	352	141	210	135	838	

Table 149: On how many occasions have you used cocaine or crack during the past 30 days?

Response	6	8	10	12	Total	
0	99.8	99.7	99.6	99.4	99.7	
01/02/13	0.2	0.2	0.3	0.4	0.2	
03/05/13	0.0	0.0	0.0	0.2	0.0	
06/09/13	0.0	0.1	0.0	0.0	0.0	
10/19/13	0.0	0.0	0.0	0.0	0.0	
20-39	0.0	0.0	0.0	0.0	0.0	
40	0.0	0.0	0.0	0.0	0.0	
N of Valid	3936	5241	4113	3055	16345	
N of Miss	369	144	222	138	873	



Table 150: On how many occasions have you sniffed glue, breathed the contents of an aerosol spray can, or inhaled other gases or sprays, in order to get high in your lifetime?


Response	6	8	10	12	Total	
0	96.5	93.9	93.0	94.7	94.5	
01/02/13	2.5	3.6	3.7	2.6	3.2	
03/05/13	0.4	1.1	1.4	1.4	1.1	
06/09/13	0.2	0.5	0.8	0.6	0.6	
10/19/13	0.1	0.3	0.5	0.2	0.3	
20-39	0.1	0.2	0.2	0.3	0.2	
40	0.2	0.3	0.4	0.2	0.3	
N of Valid	3943	5242	4119	3053	16357	
N of Miss	362	143	216	140	861	

Table 151: On how many occasions have you sniffed glue, breathed the contents of an aerosol spray can, or inhaled other gases or sprays, in order to get high during the past 30 days?


Response	6	8	10	12	Total	
0	98.6	97.7	98.2	98.8	98.2	
01/02/13	1.0	1.6	1.2	0.9	1.2	
03/05/13	0.2	0.3	0.2	0.2	0.2	
06/09/13	0.1	0.2	0.1	0.1	0.1	
10/19/13	0.1	0.1	0.1	0.0	0.1	
20-39	0.0	0.0	0.0	0.0	0.0	
40	0.1	0.1	0.1	0.0	0.1	
N of Valid	3925	5242	4115	3057	16339	
N of Miss	380	143	220	136	879	

Table 152: On how many occasions have you used Daztrex in your lifetime?


Response	6	8	10	12	Total	
0	100.0	100.0	100.0	100.0	100.0	
01/02/13	0.0	0.0	0.0	0.0	0.0	
03/05/13	0.0	0.0	0.0	0.0	0.0	
06/09/13	0.0	0.0	0.0	0.0	0.0	
10/19/13	0.0	0.0	0.0	0.0	0.0	
20-39	0.0	0.0	0.0	0.0	0.0	
40	0.0	0.0	0.0	0.0	0.0	
N of Valid	3871	5227	4108	3053	16259	
N of Miss	434	158	227	140	959	

Table 153: On how many occasions have you used Daztrex during the past 30 days?


Response	6	8	10	12	Total	
0	100.0	100.0	100.0	100.0	100.0	
01/02/13	0.0	0.0	0.0	0.0	0.0	
03/05/13	0.0	0.0	0.0	0.0	0.0	
06/09/13	0.0	0.0	0.0	0.0	0.0	
10/19/13	0.0	0.0	0.0	0.0	0.0	
20-39	0.0	0.0	0.0	0.0	0.0	
40	0.0	0.0	0.0	0.0	0.0	
N of Valid	3866	5221	4100	3048	16235	
N of Miss	439	164	235	145	983	

Table 154: On how many occasions have you used synthetic marijuana in your lifetime?








Response	6	8	10	12	Total	
0	99.5	97.9	93.7	89.3	95.6	
01/02/13	0.4	1.1	2.8	4.7	2.0	
03/05/13	0.0	0.4	1.4	2.1	0.9	
06/09/13	0.0	0.2	0.8	1.3	0.5	
10/19/13	0.0	0.1	0.4	1.1	0.4	
20-39	0.0	0.0	0.3	0.4	0.2	
40	0.1	0.2	0.7	0.9	0.4	
N of Valid	3914	5230	4109	3053	16306	
N of Miss	391	155	226	140	912	

Table 155: On how many occasions have you used synthetic marijuana during the past 30 days?








Response	6	8	10	12	Total	
0	99.8	99.4	98.3	98.7	99.1	
01/02/13	0.2	0.3	1.0	0.9	0.5	
03/05/13	0.0	0.1	0.3	0.2	0.1	
06/09/13	0.0	0.1	0.1	0.1	0.1	
10/19/13	0.0	0.1	0.1	0.1	0.1	
20-39	0.0	0.0	0.1	0.1	0.0	
40	0.0	0.1	0.1	0.0	0.1	
N of Valid	3905	5229	4104	3054	16292	
N of Miss	400	156	231	139	926	

Table 156: On how many occasions have you used methamphetamines (meth, speed, crank, crystal meth) in your lifetime?








Response	6	8	10	12	Total	
0	99.7	99.3	98.6	97.7	98.9	
01/02/13	0.2	0.5	0.8	1.2	0.6	
03/05/13	0.0	0.1	0.1	0.4	0.1	
06/09/13	0.0	0.0	0.1	0.2	0.1	
10/19/13	0.0	0.0	0.1	0.2	0.1	
20-39	0.0	0.0	0.1	0.1	0.0	
40	0.0	0.0	0.1	0.3	0.1	
N of Valid	3892	5228	4103	3051	16274	
N of Miss	413	157	232	142	944	

Table 157: On how many occasions have you used methamphetamines (meth, speed, crank, crystal meth) in the past 30 days?








Response	6	8	10	12	Total	
0	99.9	99.7	99.6	99.5	99.7	
01/02/13	0.1	0.2	0.1	0.2	0.2	
03/05/13	0.0	0.0	0.1	0.2	0.0	
06/09/13	0.0	0.0	0.0	0.1	0.0	
10/19/13	0.0	0.0	0.1	0.0	0.0	
20-39	0.0	0.0	0.0	0.0	0.0	
40	0.0	0.0	0.0	0.0	0.0	
N of Valid	3899	5221	4105	3055	16280	
N of Miss	406	164	230	138	938	

Table 158: On how many occasions have you used other chemical products (bath salts, plant food, etc.) in your lifetime?


Response	6	8	10	12	Total	
0	98.3	98.9	99.3	99.1	98.9	
01/02/13	1.2	0.6	0.5	0.5	0.7	
03/05/13	0.2	0.2	0.0	0.1	0.1	
06/09/13	0.1	0.1	0.0	0.1	0.1	
10/19/13	0.1	0.1	0.0	0.1	0.1	
20-39	0.0	0.0	0.0	0.0	0.0	
40	0.1	0.2	0.1	0.1	0.1	
N of Valid	3881	5224	4103	3052	16260	
N of Miss	424	161	232	141	958	

Table 159: On how many occasions have you used other chemical products (bath salts, plant food, etc.) during the past 30 days?


Response	6	8	10	12	Total	
0	99.6	99.4	99.8	99.7	99.6	
01/02/13	0.3	0.3	0.1	0.2	0.3	
03/05/13	0.0	0.1	0.0	0.0	0.0	
06/09/13	0.0	0.0	0.0	0.0	0.0	
10/19/13	0.0	0.0	0.0	0.0	0.0	
20-39	0.0	0.0	0.0	0.0	0.0	
40	0.0	0.0	0.0	0.0	0.0	
N of Valid	3878	5218	4105	3053	16254	
N of Miss	427	167	230	140	964	

Table 160: On how many occasions have you used heroin or other opiates in your lifetime?


Response	6	8	10	12	Total	
0	99.7	99.7	99.0	97.9	99.2	
01/02/13	0.3	0.2	0.4	0.9	0.4	
03/05/13	0.0	0.1	0.2	0.3	0.1	
06/09/13	0.0	0.0	0.1	0.1	0.1	
10/19/13	0.0	0.0	0.0	0.2	0.0	
20-39	0.0	0.0	0.1	0.1	0.0	
40	0.0	0.1	0.1	0.4	0.1	
N of Valid	3872	5230	4106	3053	16261	
N of Miss	433	155	229	140	957	

Table 161: On how many occasions have you used heroin or other opiates during the past 30 days?


Response	6	8	10	12	Total	
0	99.9	99.8	99.7	99.2	99.7	
01/02/13	0.1	0.1	0.2	0.4	0.2	
03/05/13	0.0	0.0	0.0	0.1	0.0	
06/09/13	0.0	0.0	0.0	0.1	0.0	
10/19/13	0.0	0.0	0.0	0.0	0.0	
20-39	0.0	0.0	0.0	0.0	0.0	
40	0.0	0.0	0.0	0.1	0.0	
N of Valid	3861	5219	4110	3051	16241	
N of Miss	444	166	225	142	977	

Table 162: On how many occasions have you used MDMA ('X', 'E', or ecstasy) in your lifetime?


Response	6	8	10	12	Total	
0	99.8	99.5	97.7	95.9	98.4	
01/02/13	0.1	0.3	1.1	1.9	0.8	
03/05/13	0.0	0.1	0.6	1.0	0.4	
06/09/13	0.0	0.0	0.3	0.6	0.2	
10/19/13	0.0	0.0	0.1	0.3	0.1	
20-39	0.0	0.0	0.1	0.1	0.1	
40	0.0	0.0	0.0	0.1	0.0	
N of Valid	3836	5219	4102	3052	16209	
N of Miss	469	166	233	141	1009	

Table 163: On how many occasions have you used MDMA ('X', 'E', or ecstasy) during the past 30 days?


Response	6	8	10	12	Total	
0	99.9	99.8	99.4	99.1	99.6	
01/02/13	0.1	0.1	0.5	0.5	0.3	
03/05/13	0.0	0.0	0.0	0.2	0.1	
06/09/13	0.0	0.0	0.0	0.1	0.0	
10/19/13	0.0	0.0	0.0	0.0	0.0	
20-39	0.0	0.0	0.0	0.0	0.0	
40	0.0	0.0	0.0	0.0	0.0	
N of Valid	3829	5214	4097	3048	16188	
N of Miss	476	171	238	145	1030	

Table 164: On how many occasions have you taken prescription drugs (such as Valium, Xanax, Ritalin, Adderall, OxyContin, Darvocet, or sleeping pills) not prescribed to you in your lifetime?








Response	6	8	10	12	Total	
0	98.2	96.1	89.5	85.1	92.9	
01/02/13	1.1	1.8	3.9	4.3	2.6	
03/05/13	0.1	0.8	2.4	3.4	1.5	
06/09/13	0.2	0.4	1.2	2.1	0.9	
10/19/13	0.1	0.3	1.4	1.8	0.8	
20-39	0.1	0.2	0.5	1.5	0.5	
40	0.2	0.4	1.0	1.7	0.8	
N of Valid	3880	5216	4102	3048	16246	
N of Miss	425	169	233	145	972	

Table 165: On how many occasions have you taken prescription drugs (such as Valium, Xanax, Ritalin, Adderall, OxyContin, Darvocet, or sleeping pills) not prescribed to you during the past 30 days?








Response	6	8	10	12	Total	
0	99.0	98.0	95.1	93.8	96.7	
01/02/13	0.7	1.1	2.7	3.1	1.8	
03/05/13	0.2	0.4	1.2	1.8	0.8	
06/09/13	0.0	0.3	0.4	0.6	0.3	
10/19/13	0.0	0.1	0.3	0.5	0.2	
20-39	0.1	0.1	0.2	0.1	0.1	
40	0.1	0.1	0.1	0.2	0.1	
N of Valid	3876	5207	4098	3050	16231	
N of Miss	429	178	237	143	987	

Table 166: On how many occasions have you taken non-prescription medicines such as diet pills (for example, Dietac, Dexatrim or Prolamine), stay-awake pills (for example No-Doz, Vivarin, or Wake), or cough or cold medicines (robos, DXM, etc.) to get high in your lifetime?








Response	6	8	10	12	Total	
0	98.9	97.7	94.8	94.5	96.7	
01/02/13	0.5	1.2	1.8	1.9	1.3	
03/05/13	0.2	0.3	1.2	1.4	0.7	
06/09/13	0.1	0.2	0.9	0.9	0.5	
10/19/13	0.0	0.2	0.4	0.4	0.3	
20-39	0.1	0.1	0.2	0.3	0.1	
40	0.1	0.2	0.8	0.5	0.4	
N of Valid	3869	5210	4095	3048	16222	
N of Miss	436	175	240	145	996	

Table 167: On how many occasions have you taken non-prescription medicines such as diet pills (for example, Dietac, Dexatrim or Prolamine), stay-awake pills (for example No-Doz, Vivarin, or Wake), or cough or cold medicines (robos, DXM, etc.) to get high during the past 30 days?








Response	6	8	10	12	Total	
0	99.4	99.0	97.4	98.0	98.5	
01/02/13	0.5	0.5	1.3	1.1	0.8	
03/05/13	0.0	0.2	0.7	0.4	0.3	
06/09/13	0.0	0.2	0.1	0.3	0.1	
10/19/13	0.0	0.0	0.2	0.0	0.1	
20-39	0.0	0.0	0.1	0.1	0.1	
40	0.0	0.0	0.1	0.1	0.1	
N of Valid	3868	5202	4102	3042	16214	
N of Miss	437	183	233	151	1004	

Table 168: On how many occasions have you been drunk or very high from drinking alcoholic beverages during the past 30 days?








Response	6	8	10	12	Total	
0	99.4	96.6	89.1	81.9	92.7	
01/02/13	0.4	2.0	6.1	8.5	3.9	
03/05/13	0.1	0.7	2.1	4.9	1.7	
06/09/13	0.0	0.3	1.0	2.2	0.8	
10/19/13	0.0	0.2	0.6	1.1	0.4	
20-39	0.0	0.1	0.4	0.6	0.2	
40	0.1	0.0	0.6	0.8	0.3	
N of Valid	3872	5193	4072	3029	16166	
N of Miss	433	192	263	164	1052	

Table 169: On how many occasions have you drunk flavored alcoholic beverages, sometimes called 'alcopops' (like Mike's Hard Lemonade, Smirnoff Ice, Bacardi Breezers, etc.) in your lifetime?








Response	6	8	10	12	Total	
0	96.9	87.2	72.0	60.4	80.7	
01/02/13	2.1	6.6	9.9	9.1	6.8	
03/05/13	0.6	2.8	6.5	9.0	4.4	
06/09/13	0.2	1.5	4.3	6.7	2.8	
10/19/13	0.1	0.8	3.3	6.4	2.3	
20-39	0.1	0.5	2.1	3.2	1.3	
40	0.1	0.6	1.9	5.3	1.7	
N of Valid	3892	5212	4096	3037	16237	
N of Miss	413	173	239	156	981	



Table 170: On how many occasions have you drunk flavored alcoholic beverages, sometimes called 'alcopops' (like Mike's Hard Lemonade, Smirnoff Ice, Bacardi Breezers, etc.) during the past 30 days?








Response	6	8	10	12	Total	
0	98.9	95.8	89.1	82.7	92.4	
01/02/13	0.7	2.8	6.6	9.6	4.5	
03/05/13	0.3	0.8	2.4	4.4	1.8	
06/09/13	0.1	0.3	1.1	1.7	0.7	
10/19/13	0.0	0.2	0.4	0.8	0.3	
20-39	0.0	0.0	0.1	0.3	0.1	
40	0.1	0.1	0.3	0.4	0.2	
N of Valid	3889	5214	4094	3045	16242	
N of Miss	416	171	241	148	976	

Table 171: If you used prescription drugs or over the counter drugs without a doctor telling you to use it or for the purpose of getting high, where did you get these drugs?












Response	6	8	10	12	Total	
I did not use prescription drugs or over the counter drugs to get high.	99.0	97.2	92.3	88.2	94.7	
I bought it or took it from a store or shop.	0.2	0.2	0.4	1.0	0.4	
I got it from my parents with permission.	0.3	0.4	0.6	1.2	0.6	
I got it from home without permission.	0.1	0.6	1.6	1.4	0.9	
I got it from a relative with permission.	0.0	0.1	0.3	0.4	0.2	
I got it from a relative without permission.	0.1	0.1	0.2	0.5	0.2	
I got it from a friends home with permission.	0.1	0.1	0.4	1.3	0.4	
I got it from a friends home without permission.	0.0	0.1	0.2	0.1	0.1	
I got it from a friend while at school.	0.0	0.1	0.9	1.3	0.5	
I got it from a friend while at a party.	0.1	0.4	0.6	0.9	0.5	
I got it from a friend, elsewhere	0.1	0.7	2.4	3.6	1.5	
N of Valid	3737	5146	4020	3000	15903	
N of Miss	568	239	315	193	1315	

Table 172: During the last month, about how many marijuana cigarettes, or the equivalent, did you smoke a day, on the average?








Response	6	8	10	12	Total	
None	99.3	95.5	88.5	84.0	92.5	
Less than 1 a day	0.3	2.1	4.7	6.5	3.2	
1 a day	0.2	0.7	1.7	2.4	1.1	
2-3 a day	0.1	1.0	2.8	3.6	1.7	
4-6 a day	0.0	0.4	1.2	2.0	0.8	
7-10 a day	0.1	0.1	0.4	0.6	0.3	
11 or more a day	0.1	0.3	0.7	0.8	0.4	
N of Valid	3790	5178	4045	3008	16021	
N of Miss	515	207	290	185	1197	

Table 173: How wrong do your friends feel it would be for YOU to: drink alcohol?





Response	6	8	10	12	Total	
Very wrong	85.7	69.7	45.3	40.2	61.8	
Wrong	10.0	17.3	25.6	24.6	19.0	
A little bit wrong	2.9	8.6	17.3	19.1	11.4	
Not wrong at all	1.4	4.4	11.8	16.2	7.8	
N of Valid	3767	5183	4045	2999	15994	
N of Miss	538	202	290	194	1224	

Table 174: How wrong do your friends feel it would be for YOU to: smoke tobacco?





Response	6	8	10	12	Total	
Very wrong	90.3	76.7	58.3	46.6	69.6	
Wrong	7.4	14.5	20.3	22.0	15.7	
A little bit wrong	1.4	4.9	12.0	14.9	7.7	
Not wrong at all	0.9	3.9	9.4	16.4	6.9	
N of Valid	3758	5171	4044	2997	15970	
N of Miss	547	214	291	196	1248	

Table 175: How wrong do your friends feel it would be for YOU to: smoke marijuana?


Response	6	8	10	12	Total	
Very wrong	93.0	75.7	50.2	41.4	66.9	
Wrong	4.5	10.5	15.4	16.0	11.4	
A little bit wrong	1.2	6.7	14.8	16.0	9.2	
Not wrong at all	1.3	7.0	19.5	26.6	12.5	
N of Valid	3748	5167	4040	2997	15952	
N of Miss	557	218	295	196	1266	

Table 176: How wrong do your friends feel it would be for YOU to: use prescription drugs not prescribed to you


Response	6	8	10	12	Total	
Very wrong	92.0	81.7	66.8	62.3	76.7	
Wrong	6.0	12.2	17.8	18.8	13.4	
A little bit wrong	1.1	3.6	8.8	10.8	5.7	
Not wrong at all	0.9	2.4	6.6	8.1	4.2	
N of Valid	3742	5174	4039	2993	15948	
N of Miss	563	211	296	200	1270	

Table 177: How wrong would most adults (over 21) in your neighborhood think it is for kids your age: to use marijuana?


Response	6	8	10	12	Total	
Very wrong	91.7	82.1	66.5	61.6	76.6	
Wrong	5.5	11.8	20.2	22.0	14.4	
A little bit wrong	1.7	3.9	8.3	9.9	5.6	
Not wrong at all	1.0	2.1	5.1	6.5	3.5	
N of Valid	3739	5146	4029	2987	15901	
N of Miss	566	239	306	206	1317	

Table 178: How wrong would most adults (over 21) in your neighborhood think it is for kids your age: to drink alcohol?





Response	6	8	10	12	Total	
Very wrong	87.3	75.2	58.4	51.3	69.3	
Wrong	7.9	15.0	23.4	25.0	17.4	
A little bit wrong	3.1	6.2	12.4	16.3	8.9	
Not wrong at all	1.8	3.5	5.9	7.3	4.4	
N of Valid	3737	5139	4029	2987	15892	
N of Miss	568	246	306	206	1326	

Table 179: How wrong would most adults (over 21) in your neighborhood think it is for kids your age: to smoke cigarettes?





Response	6	8	10	12	Total	
Very wrong	87.5	78.6	63.9	55.3	72.6	
Wrong	8.1	13.6	21.4	22.7	16.0	
A little bit wrong	2.8	4.8	9.4	13.1	7.0	
Not wrong at all	1.6	3.1	5.3	8.8	4.4	
N of Valid	3728	5136	4016	2984	15864	
N of Miss	577	249	319	209	1354	

Table 180: How much do each of the following statements describe your neighborhood? crime and/or drug selling





Response	6	8	10	12	Total	
NO!	81.2	75.2	67.9	65.6	72.9	
no	12.3	17.4	21.8	24.2	18.6	
yes	5.0	5.7	8.0	7.9	6.6	
YES!	1.5	1.6	2.3	2.3	1.9	
N of Valid	3686	5103	4015	2986	15790	
N of Miss	619	282	320	207	1428	

Table 181: How much do each of the following statements describe your neighborhood? fights





Response	6	8	10	12	Total	
NO!	72.2	70.0	65.8	65.7	68.6	
no	15.6	18.8	23.6	24.8	20.4	
yes	9.1	8.7	8.6	7.6	8.6	
YES!	3.1	2.5	2.0	1.9	2.4	
N of Valid	3671	5084	4010	2979	15744	
N of Miss	634	301	325	214	1474	

Table 182: How much do each of the following statements describe your neighborhood? lots of empty or abandoned buildings





Response	6	8	10	12	Total	
NO!	75.8	73.5	67.7	69.6	71.8	
no	17.9	20.8	25.7	24.8	22.1	
yes	4.8	4.5	5.4	4.6	4.8	
YES!	1.5	1.1	1.3	1.1	1.3	
N of Valid	3666	5090	4007	2982	15745	
N of Miss	639	295	328	211	1473	

Table 183: How much do each of the following statements describe your neighborhood? lots of graffiti





Response	6	8	10	12	Total	
NO!	82.8	79.1	73.9	74.4	77.7	
no	12.6	16.5	22.0	21.9	18.0	
yes	3.3	3.0	3.2	2.7	3.0	
YES!	1.3	1.4	0.9	1.0	1.2	
N of Valid	3605	5075	3988	2974	15642	
N of Miss	700	310	347	219	1576	

Table 184: I feel safe in my neighborhood.





Response	6	8	10	12	Total	
NO!	6.4	5.4	5.2	5.6	5.6	
no	7.9	8.0	7.1	6.1	7.4	
yes	28.8	32.4	37.2	37.0	33.6	
YES!	56.9	54.1	50.5	51.2	53.3	
N of Valid	3689	5116	4010	2976	15791	
N of Miss	616	269	325	217	1427	

Table 185: If a kid smoked marijuana in your neighborhood would he or she be caught by the police?





Response	6	8	10	12	Total	
NO!	8.4	11.0	16.0	21.2	13.6	
no	16.1	28.7	45.3	47.4	33.6	
yes	30.8	31.5	25.7	21.4	27.9	
YES!	44.8	28.8	13.0	9.9	24.9	
N of Valid	3605	5041	3970	2961	15577	
N of Miss	700	344	365	232	1641	

Table 186: If a kid drank some beer, wine or hard liquor (for example, vodka, whiskey, or gin) in your neighborhood would he or she be caught by the police?





Response	6	8	10	12	Total	
NO!	9.6	13.6	20.7	25.7	16.8	
no	21.1	35.4	49.6	50.3	38.6	
yes	30.9	29.2	20.0	16.7	24.9	
YES!	38.3	21.8	9.7	7.3	19.8	
N of Valid	3587	5032	3967	2958	15544	
N of Miss	718	353	368	235	1674	

Table 187: If a kid carried a handgun in your neighborhood would he or she be caught by the police?





Response	6	8	10	12	Total	
NO!	8.6	10.6	14.1	16.3	12.1	
no	13.0	20.4	30.1	31.5	23.3	
yes	27.5	30.9	30.2	31.4	30.0	
YES!	50.8	38.1	25.6	20.8	34.5	
N of Valid	3576	5026	3958	2951	15511	
N of Miss	729	359	377	242	1707	

Table 188: If you wanted to get some cigarettes, how easy would it be for you to get some?





Response	6	8	10	12	Total	
Very hard	80.7	60.1	33.9	20.2	50.4	
Sort of hard	8.4	15.7	18.8	10.9	13.9	
Sort of easy	5.8	13.4	23.6	19.0	15.4	
Very easy	5.0	10.8	23.8	49.8	20.3	
N of Valid	3489	4994	3952	2945	15380	
N of Miss	816	391	383	248	1838	

Table 189: If you wanted to get some beer, wine or hard liquor (for example, vodka, whiskey, or gin), how easy would it be for you to get some?





Response	6	8	10	12	Total	
Very hard	77.4	50.8	27.7	18.6	44.7	
Sort of hard	10.1	17.6	16.8	14.4	15.1	
Sort of easy	6.8	16.3	26.4	26.9	18.8	
Very easy	5.7	15.3	29.1	40.1	21.4	
N of Valid	3463	4985	3944	2941	15333	
N of Miss	842	400	391	252	1885	

Table 190: If you wanted to get a drug like cocaine, LSD, or amphetamines, how easy would it be for you to get some?


Response	6	8	10	12	Total	
Very hard	94.6	85.4	66.5	54.3	76.6	
Sort of hard	3.3	8.5	17.9	23.5	12.6	
Sort of easy	1.3	3.4	8.7	12.5	6.0	
Very easy	0.8	2.7	6.9	9.8	4.7	
N of Valid	3452	4975	3943	2938	15308	
N of Miss	853	410	392	255	1910	

Table 191: If you wanted to get a handgun, how easy would it be for you to get one?


Response	6	8	10	12	Total	
Very hard	81.8	71.3	61.4	55.4	68.1	
Sort of hard	8.5	13.4	15.8	17.8	13.7	
Sort of easy	5.5	7.7	10.4	10.9	8.5	
Very easy	4.2	7.6	12.4	15.9	9.7	
N of Valid	3449	4980	3942	2932	15303	
N of Miss	856	405	393	261	1915	

Table 192: If you wanted to get some marijuana, how easy would it be for you to get some?


Response	6	8	10	12	Total	
Very hard	92.5	71.9	41.5	27.1	60.1	
Sort of hard	3.5	8.7	11.0	11.8	8.7	
Sort of easy	2.5	8.9	16.2	17.7	11.0	
Very easy	1.5	10.5	31.3	43.4	20.2	
N of Valid	3421	4937	3924	2922	15204	
N of Miss	884	448	411	271	2014	



Table 193: If you wanted to get prescription drugs for the purpose of getting high, how easy would it be for you to get some?





Response	6	8	10	12	Total	
Very hard	86.8	67.5	47.0	38.0	60.9	
Sort of hard	6.1	12.3	16.4	19.5	13.4	
Sort of easy	3.8	9.8	17.3	19.3	12.2	
Very easy	3.3	10.3	19.3	23.3	13.5	
N of Valid	3427	4950	3936	2928	15241	
N of Miss	878	435	399	265	1977	

Table 194: If you wanted to get synthetic marijuana such as K2 or chemical products such as bath salts to get high, how easy would it be for you to get some?





Response	6	8	10	12	Total	
Very hard	93.8	82.8	63.3	51.5	74.2	
Sort of hard	3.3	8.5	15.6	20.2	11.4	
Sort of easy	1.6	4.3	10.4	13.2	7.0	
Very easy	1.3	4.5	10.7	15.1	7.4	
N of Valid	3431	4957	3932	2930	15250	
N of Miss	874	428	403	263	1968	

Table 195: If you wanted to get steroids to enhance athletic performance, how easy would it be for you to get some?





Response	6	8	10	12	Total	
Very hard	91.9	83.4	67.5	58.2	76.3	
Sort of hard	5.0	9.4	17.1	20.1	12.5	
Sort of easy	1.9	4.0	8.5	10.9	6.0	
Very easy	1.1	3.2	6.9	10.8	5.2	
N of Valid	3420	4950	3930	2930	15230	
N of Miss	885	435	405	263	1988	

Table 196: During the past 12 months, have you participated in any alcohol prevention programs or seen any alcohol prevention messages in your school or community? Yes, a school-based program focused on preventing underage drinking and/or drinking and driving.



Response	6	8	10	12	Total	
No	70.8	73.9	83.3	86.3	77.8	
Yes	29.2	26.1	16.7	13.7	22.2	
N of Valid	4305	5385	4335	3193	17218	
N of Miss	0	0	0	0	0	

Table 197: During the past 12 months, have you participated in any alcohol prevention programs or seen any alcohol prevention messages in your school or community? Yes, a community-based program focused on preventing underage drinking and/or drinking and driving (for example, through your church or temple or through youth groups like Boys and Girls Club or 4-H).



Response	6	8	10	12	Total	
No	88.7	91.0	94.5	95.8	92.2	
Yes	11.3	9.0	5.5	4.2	7.8	
N of Valid	4305	5385	4335	3193	17218	
N of Miss	0	0	0	0	0	

Table 198: During the past 12 months, have you participated in any alcohol prevention programs or seen any alcohol prevention messages in your school or community? Yes, a media campaign addressing underage drinking and/or drinking and driving (for example, newspaper ads, posters, pamphlets, radio, TV).



Response	6	8	10	12	Total	
No	87.1	85.9	88.5	90.0	87.6	
Yes	12.9	14.1	11.5	10.0	12.4	
N of Valid	4305	5385	4335	3193	17218	
N of Miss	0	0	0	0	0	

Table 199: During the past 12 months, have you participated in any alcohol prevention programs or seen any alcohol prevention messages in your school or community? No



Response	6	8	10	12	Total	
No	58.4	44.4	35.3	30.2	43.0	
Yes	41.6	55.6	64.7	69.8	57.0	
N of Valid	4305	5385	4335	3193	17218	
N of Miss	0	0	0	0	0	

Table 200: How wrong do your parents feel it would be for YOU to: drink beer, wine or hard liquor (for example, vodka, whiskey or gin) regularly?





Response	6	8	10	12	Total	
Very wrong	93.4	88.1	79.8	74.7	84.7	
Wrong	4.7	7.8	12.7	15.1	9.7	
A little bit wrong	1.1	2.9	5.3	7.4	3.9	
Not wrong at all	0.8	1.2	2.2	2.9	1.7	
N of Valid	3564	5059	3965	2947	15535	
N of Miss	741	326	370	246	1683	

Table 201: How wrong do your parents feel it would be for YOU to: smoke tobacco?





Response	6	8	10	12	Total	
Very wrong	96.9	93.3	86.1	74.6	88.7	
Wrong	2.4	4.7	9.5	14.9	7.3	
A little bit wrong	0.3	1.4	2.7	6.9	2.5	
Not wrong at all	0.4	0.6	1.7	3.7	1.4	
N of Valid	3556	5048	3970	2944	15518	
N of Miss	749	337	365	249	1700	

Table 202: How wrong do your parents feel it would be for YOU to: smoke marijuana?





Response	6	8	10	12	Total	
Very wrong	97.8	92.9	84.4	78.4	89.1	
Wrong	1.3	4.1	7.9	10.1	5.6	
A little bit wrong	0.5	1.8	5.1	6.8	3.3	
Not wrong at all	0.4	1.2	2.7	4.6	2.1	
N of Valid	3525	5030	3959	2939	15453	
N of Miss	780	355	376	254	1765	

Table 203: How wrong do your parents feel it would be for YOU to: use prescription drugs not prescribed to you?


Response	6	8	10	12	Total	
Very wrong	97.7	95.2	90.6	87.4	93.1	
Wrong	1.4	3.4	6.6	8.4	4.7	
A little bit wrong	0.4	1.0	2.0	2.5	1.4	
Not wrong at all	0.5	0.5	0.9	1.7	0.8	
N of Valid	3543	5038	3965	2937	15483	
N of Miss	762	347	370	256	1735	

Table 204: How wrong do your parents feel it would be for YOU to: steal something worth more than \$5?


Response	6	8	10	12	Total	
Very wrong	88.8	83.9	81.5	83.7	84.4	
Wrong	9.2	12.7	14.2	12.6	12.3	
A little bit wrong	1.4	2.6	3.4	2.6	2.5	
Not wrong at all	0.6	0.8	0.9	1.1	0.8	
N of Valid	3547	5048	3961	2936	15492	
N of Miss	758	337	374	257	1726	

Table 205: How wrong do your parents feel it would be for YOU to: draw graffiti, write things, or draw pictures on buildings or other property (without the owner's permission)?


Response	6	8	10	12	Total	
Very wrong	94.1	88.2	84.7	83.1	87.7	
Wrong	4.1	8.1	11.2	12.7	8.9	
A little bit wrong	1.3	2.8	2.9	2.7	2.5	
Not wrong at all	0.5	0.9	1.3	1.5	1.0	
N of Valid	3545	5051	3960	2942	15498	
N of Miss	760	334	375	251	1720	

Table 206: How wrong do your parents feel it would be for YOU to: pick a fight with someone?





Response	6	8	10	12	Total	
Very wrong	80.9	67.6	61.0	62.6	68.0	
Wrong	13.5	20.7	24.3	23.4	20.5	
A little bit wrong	4.5	9.2	11.7	11.5	9.2	
Not wrong at all	1.2	2.6	3.0	2.6	2.4	
N of Valid	3548	5040	3956	2938	15482	
N of Miss	757	345	379	255	1736	

Table 207: During the past 12 months, have you talked with at least one of your parents about the dangers of underage drinking and/or drinking and driving? By parents, we mean either your biological parents, adoptive parents, stepparents, or adult guardians - whether or not they live with you.



Response	6	8	10	12	Total	
No	39.5	49.9	50.4	52.5	48.2	
Yes	60.5	50.1	49.6	47.5	51.8	
N of Valid	3386	4934	3883	2886	15089	
N of Miss	919	451	452	307	2129	

Table 208: The rules in my family are clear.





Response	6	8	10	12	Total	
NO!	2.7	1.9	2.1	3.4	2.4	
no	4.1	6.0	7.0	8.0	6.2	
yes	24.9	32.2	39.7	40.2	34.0	
YES!	68.3	59.9	51.2	48.5	57.4	
N of Valid	3464	5014	3951	2943	15372	
N of Miss	841	371	384	250	1846	

Table 209: People in my family often insult or yell at each other.

Response	6	8	10	12	Total	
NO!	40.8	30.1	23.4	23.0	29.4	
no	36.5	41.5	44.7	45.7	42.0	
yes	16.8	20.8	23.2	22.9	20.9	
YES!	5.9	7.6	8.7	8.4	7.7	
N of Valid	3459	4988	3932	2936	15315	
N of Miss	846	397	403	257	1903	

Table 210: When I am not at home, one of my parents knows where I am and who I am with.

Response	6	8	10	12	Total	
NO!	3.7	2.4	2.8	3.3	3.0	
no	3.4	5.0	6.9	10.4	6.2	
yes	22.2	31.3	41.5	44.6	34.4	
YES!	70.6	61.3	48.9	41.7	56.5	
N of Valid	3441	4987	3927	2927	15282	
N of Miss	864	398	408	266	1936	

Table 211: We argue about the same things in my family over and over.

Response	6	8	10	12	Total	
NO!	39.8	27.1	19.2	16.1	25.8	
no	35.7	38.8	39.8	38.7	38.3	
yes	16.3	24.1	29.4	32.7	25.4	
YES!	8.2	9.9	11.5	12.5	10.5	
N of Valid	3424	4991	3932	2929	15276	
N of Miss	881	394	403	264	1942	

Table 212: If you drank some beer or wine or liquor (for example, vodka, whiskey, or gin) without your parents' permission, would you be caught by your parents?

Response	6	8	10	12	Total	
NO!	7.7	7.2	9.5	14.3	9.3	
no	4.5	14.7	30.6	39.0	21.2	
yes	12.2	22.6	27.5	24.0	21.8	
YES!	75.6	55.6	32.3	22.7	47.8	
N of Valid	3420	4979	3924	2931	15254	
N of Miss	885	406	411	262	1964	

Table 213: My family has clear rules about alcohol and drug use.

Response	6	8	10	12	Total	
NO!	4.4	3.0	3.3	4.3	3.6	
no	5.0	7.7	10.4	13.0	8.8	
yes	13.3	20.9	30.5	34.8	24.3	
YES!	77.3	68.5	55.9	47.9	63.2	
N of Valid	3395	4978	3923	2928	15224	
N of Miss	910	407	412	265	1994	

Table 214: If you carried a handgun without your parents' permission, would you be caught by your parents?

Response	6	8	10	12	Total	
NO!	5.3	4.8	5.8	7.1	5.6	
no	2.9	6.2	11.9	16.9	9.0	
yes	12.2	19.7	26.5	27.7	21.3	
YES!	79.6	69.3	55.7	48.2	64.1	
N of Valid	3390	4964	3904	2927	15185	
N of Miss	915	421	431	266	2033	

Table 215: If you skipped school would you be caught by your parents?





Response	6	8	10	12	Total	
NO!	3.6	4.1	5.7	10.0	5.5	
no	3.9	8.9	16.8	23.5	12.6	
yes	14.9	22.5	29.8	32.0	24.5	
YES!	77.6	64.6	47.8	34.5	57.4	
N of Valid	3395	4977	3905	2923	15200	
N of Miss	910	408	430	270	2018	

Table 216: My parents ask if I've gotten my homework done.





Response	6	8	10	12	Total	
NO!	2.6	4.8	6.8	11.1	6.1	
no	4.2	9.9	16.0	22.2	12.5	
yes	21.1	28.2	35.1	37.4	30.1	
YES!	72.1	57.1	42.1	29.2	51.3	
N of Valid	3397	4978	3907	2913	15195	
N of Miss	908	407	428	280	2023	

Table 217: People in my family have serious arguments.





Response	6	8	10	12	Total	
NO!	45.4	35.8	28.3	25.9	34.1	
no	33.7	39.2	44.3	44.7	40.3	
yes	12.4	15.0	18.4	19.8	16.2	
YES!	8.6	10.0	9.1	9.6	9.4	
N of Valid	3384	4965	3905	2924	15178	
N of Miss	921	420	430	269	2040	



Table 218: Would your parents know if you did not come home on time?

Response	6	8	10	12	Total	
NO!	4.0	3.6	4.2	6.0	4.3	
no	5.5	10.0	11.8	13.6	10.2	
yes	25.0	30.1	38.1	38.3	32.6	
YES!	65.5	56.4	45.9	42.0	53.0	
N of Valid	3384	4965	3904	2916	15169	
N of Miss	921	420	431	277	2049	

Table 219: Have any of your brothers or sisters ever: drunk beer, wine or hard liquor (for example, vodka, whiskey or gin)?

Response	6	8	10	12	Total	
No	82.1	66.0	50.9	42.7	61.2	
Yes	14.2	30.1	44.7	52.8	34.7	
I don't have any brothers or sisters	3.7	3.9	4.4	4.6	4.1	
N of Valid	3382	4955	3901	2912	15150	
N of Miss	923	430	434	281	2068	

Table 220: Have any of your brothers or sisters ever: smoked marijuana?

Response	6	8	10	12	Total	
No	91.9	83.7	68.4	61.1	77.3	
Yes	4.5	12.5	27.2	34.3	18.7	
I don't have any brothers or sisters	3.6	3.8	4.3	4.5	4.0	
N of Valid	3366	4946	3901	2913	15126	
N of Miss	939	439	434	280	2092	

Table 221: Have any of your brothers or sisters ever: smoked cigarettes?

Response	6	8	10	12	Total	
No	86.0	77.1	66.6	61.7	73.4	
Yes	10.5	19.0	29.0	33.5	22.5	
I don't have any brothers or sisters	3.6	3.9	4.4	4.8	4.1	
N of Valid	3355	4939	3888	2902	15084	
N of Miss	950	446	447	291	2134	

Table 222: Have any of your brothers or sisters ever: taken a handgun to school?




Response	6	8	10	12	Total	
No	95.8	95.3	94.2	93.9	94.9	
Yes	0.6	0.9	1.4	1.5	1.1	
I don't have any brothers or sisters	3.6	3.8	4.4	4.6	4.1	
N of Valid	3362	4948	3888	2909	15107	
N of Miss	943	437	447	284	2111	

Table 223: Have any of your brothers or sisters ever: been suspended or expelled from school?




Response	6	8	10	12	Total	
No	83.7	77.8	72.6	72.6	76.8	
Yes	12.7	18.3	23.0	22.4	19.1	
I don't have any brothers or sisters	3.6	3.9	4.4	4.9	4.2	
N of Valid	3352	4938	3891	2906	15087	
N of Miss	953	447	444	287	2131	

Table 224: Have you changed homes in the past year (the last 12 months)?



Response	6	8	10	12	Total	
No	72.9	74.6	78.0	79.5	76.1	
Yes	27.1	25.4	22.0	20.5	23.9	
N of Valid	3376	4970	3902	2928	15176	
N of Miss	929	415	433	265	2042	

Table 225: How many times have you changed homes since kindergarten?






Response	6	8	10	12	Total	
Never	38.1	29.6	25.1	23.1	29.0	
1 or 2 times	31.9	33.8	33.1	31.8	32.8	
3 or 4 times	18.0	18.6	19.4	20.9	19.1	
5 or 6 times	6.3	9.2	11.1	11.7	9.5	
7 or more times	5.8	8.9	11.3	12.6	9.5	
N of Valid	3353	4923	3891	2925	15092	
N of Miss	952	462	444	268	2126	

Table 226: Have you changed schools (including changing from elementary to middle and middle to high school) in the past year?



Response	6	8	10	12	Total	
No	32.0	48.3	61.0	80.2	54.2	
Yes	68.0	51.7	39.0	19.8	45.8	
N of Valid	3311	4901	3871	2906	14989	
N of Miss	994	484	464	287	2229	

Table 227: How many times have you changed schools since kindergarten (including changing from elementary to middle and middle to high school)?






Response	6	8	10	12	Total	
Never	23.6	15.9	16.2	16.0	17.7	
1 or 2 times	45.7	31.7	19.0	15.6	28.4	
3 or 4 times	20.4	32.0	36.2	37.2	31.5	
5 or 6 times	6.4	12.7	17.7	18.8	13.8	
7 or more times	3.9	7.7	10.9	12.4	8.6	
N of Valid	3321	4932	3872	2927	15052	
N of Miss	984	453	463	266	2166	

Table 228: Has anyone in your family ever had severe alcohol or drug problems?



Response	6	8	10	12	Total	
No	80.4	72.0	62.6	60.2	69.1	
Yes	19.6	28.0	37.4	39.8	30.9	
N of Valid	3316	4918	3872	2932	15038	
N of Miss	989	467	463	261	2180	

Table 229: About how many adults (over 21) have you known personally who in the past year have: used marijuana, crack, cocaine, or other drugs?






Response	6	8	10	12	Total	
0	86.6	75.5	60.1	52.8	69.6	
1	7.0	12.2	15.0	15.6	12.4	
2	3.3	5.1	9.7	10.9	7.0	
03/04/13	1.4	3.2	7.2	8.2	4.8	
5	1.6	3.9	8.0	12.6	6.1	
N of Valid	3291	4907	3866	2920	14984	
N of Miss	1014	478	469	273	2234	

Table 230: About how many adults (over 21) have you known personally who in the past year have: sold or dealt drugs?






Response	6	8	10	12	Total	
0	93.5	87.2	75.4	69.9	82.2	
1	4.1	6.8	10.9	12.3	8.3	
2	1.1	2.7	6.1	7.5	4.2	
03/04/13	0.7	1.5	3.4	5.1	2.5	
5	0.6	1.8	4.2	5.1	2.8	
N of Valid	3287	4885	3853	2913	14938	
N of Miss	1018	500	482	280	2280	

Table 231: About how many adults (over 21) have you known personally who in the past year have: done other things that could get them in trouble with the police, like stealing, selling stolen goods, mugging or assaulting others, etc.?






Response	6	8	10	12	Total	
0	89.1	80.1	72.0	69.3	77.8	
1	6.8	11.5	12.6	12.3	10.9	
2	2.0	3.4	6.1	7.5	4.6	
03/04/13	1.1	2.4	3.8	5.0	3.0	
5	1.1	2.7	5.5	6.0	3.7	
N of Valid	3283	4893	3852	2911	14939	
N of Miss	1022	492	483	282	2279	

Table 232: About how many adults (over 21) have you known personally who in the past year have: gotten drunk or high?






Response	6	8	10	12	Total	
0	69.8	52.2	37.2	30.2	47.9	
1	16.2	19.3	17.3	15.8	17.4	
2	5.9	9.6	12.1	12.9	10.1	
03/04/13	3.3	6.6	11.5	12.3	8.3	
5	4.7	12.2	21.9	28.8	16.3	
N of Valid	3288	4903	3854	2919	14964	
N of Miss	1017	482	481	274	2254	

Table 233: Have you seen or heard information about underage drinking in the past 12 months from the following sources? Radio



Response	6	8	10	12	Total	
No	57.3	52.8	51.7	49.1	52.8	
Yes	42.7	47.2	48.3	50.9	47.2	
N of Valid	3295	4913	3871	2927	15006	
N of Miss	1010	472	464	266	2212	

Table 234: Have you seen or heard information about underage drinking in the past 12 months from the following sources? TV.



Response	6	8	10	12	Total	
No	35.7	31.9	30.3	32.3	32.4	
Yes	64.3	68.1	69.7	67.7	67.6	
N of Valid	3276	4911	3865	2917	14969	
N of Miss	1029	474	470	276	2249	

Table 235: Have you seen or heard information about underage drinking in the past 12 months from the following sources? Print. This includes information on underage drinking you may have seen in the newspaper, on a billboard, in pamphlets, on stickers, etc.



Response	6	8	10	12	Total	
No	52.9	46.6	47.0	47.7	48.3	
Yes	47.1	53.4	53.0	52.3	51.7	
N of Valid	3255	4910	3864	2920	14949	
N of Miss	1050	475	471	273	2269	

Table 236: Have you seen or heard information about underage drinking in the past 12 months from the following sources? Website or social media? (Facebook, Myspace, website, etc.)



Response	6	8	10	12	Total	
No	57.4	46.9	42.7	44.4	47.6	
Yes	42.6	53.1	57.3	55.6	52.4	
N of Valid	3257	4903	3868	2920	14948	
N of Miss	1048	482	467	273	2270	

Table 237: The next questions ask about your opinions of the information you saw or heard. If you have seen or heard more than one ad, please think about your favorite ad when answering these questions. The information about underage drinking that I saw or heard was convincing.






Response	6	8	10	12	Total	
NO!	26.2	15.4	13.0	14.1	16.8	
no	7.6	12.9	20.5	23.7	15.9	
yes	17.6	29.7	37.0	35.5	30.1	
YES!	24.5	22.7	14.8	13.9	19.3	
I have not seen or heard any ads about underage drinking in the past 12 months.	24.2	19.4	14.6	12.8	17.9	
N of Valid	3177	4833	3844	2903	14757	
N of Miss	1128	552	491	290	2461	

Table 238: The next questions ask about your opinions of the information you saw or heard. If you have seen or heard more than one ad, please think about your favorite ad when answering these questions. The information about underage drinking that I saw or heard grabbed my attention.






Response	6	8	10	12	Total	
NO!	23.8	14.9	12.1	13.8	15.9	
no	10.1	17.9	26.1	27.5	20.3	
yes	18.4	26.6	32.4	32.2	27.4	
YES!	24.9	22.1	15.2	13.8	19.3	
I have not seen or heard any ads about underage drinking in the past 12 months.	22.8	18.5	14.2	12.7	17.2	
N of Valid	3167	4815	3836	2904	14722	
N of Miss	1138	570	499	289	2496	

Table 239: The next questions ask about your opinions of the information you saw or heard. If you have seen or heard more than one ad, please think about your favorite ad when answering these questions. The information about underage drinking that I saw or heard said something important to me.






Response	6	8	10	12	Total	
NO!	22.0	14.8	13.3	14.5	15.9	
no	9.7	18.4	27.2	29.7	21.0	
yes	17.5	25.1	28.8	28.9	25.2	
YES!	26.8	22.9	16.3	13.9	20.2	
I have not seen or heard any ads about underage drinking in the past 12 months.	23.9	18.9	14.5	12.9	17.6	
N of Valid	3146	4815	3826	2896	14683	
N of Miss	1159	570	509	297	2535	

Table 240: The next questions ask about your opinions of the information you saw or heard. If you have seen or heard more than one ad, please think about your favorite ad when answering these questions. Seeing or hearing this information about underage drinking made me want to stop or decrease my drinking.










Response	6	8	10	12	Total	
NO!	20.0	15.9	15.7	18.5	17.2	
no	4.7	11.3	21.6	27.6	16.1	
yes	7.1	13.8	22.2	22.0	16.4	
YES!	26.2	26.7	19.4	14.5	22.2	
I have not seen or heard any ads about underage drinking in the past 12 months.	42.0	32.3	21.1	17.3	28.2	
N of Valid	2806	4561	3708	2870	13945	
N of Miss	1499	824	627	323	3273	

Table 241: How honest were you in filling out this survey?

Response	6	8	10	12	Total	
I was very honest	86.6	81.0	76.5	75.5	80.0	
I was honest pretty much of the time	11.5	16.1	19.0	19.7	16.5	
I was honest some of the time	1.4	2.1	3.3	3.2	2.5	
I was honest once in a while	0.4	0.7	1.2	1.6	1.0	
I was not honest at all	0.0	0.0	0.0	0.0	0.0	
N of Valid	3315	4901	3886	2938	15040	
N of Miss	990	484	449	255	2178	