

2012 APNA

Arkansas Prevention Needs Assessment Student Survey



Region 1 Tables

Arkansas Department of Human Services
Division of Behavioral Health Services
Prevention Services

Conducted by International Survey Associates dba Pride Surveys

Contents

1	INTRODUCTION	10
2	PERCENTAGE TABLES	15

List of Tables

1	Sex	16
2	Age	16
3	Are you Hispanic or Latino?	16
4	What is your race? Black or African American	17
5	What is your race? Asian	17
6	What is your race? American Indian	17
7	What is your race? Alaska Native	17
8	What is your race? White	18
9	What is your race? Native Hawaiian or Other Pacific Islander	18
10	What is your race? Other	18
11	What is the highest level of schooling completed by your mother or father?	19
12	Think of where you live most of the time. Which of the following people live there with you? Mother	19
13	Think of where you live most of the time. Which of the following people live there with you? Stepmother	19
14	Think of where you live most of the time. Which of the following people live there with you? Foster Mother	20
15	Think of where you live most of the time. Which of the following people live there with you? Grandmother	20
16	Think of where you live most of the time. Which of the following people live there with you? Aunt	20
17	Think of where you live most of the time. Which of the following people live there with you? Father	20
18	Think of where you live most of the time. Which of the following people live there with you? Stepfather	21
19	Think of where you live most of the time. Which of the following people live there with you? Foster Father	21
20	Think of where you live most of the time. Which of the following people live there with you? Grandfather	21
21	Think of where you live most of the time. Which of the following people live there with you? Uncle	21
22	Think of where you live most of the time. Which of the following people live there with you? Other Adults	22
23	Think of where you live most of the time. Which of the following people live there with you? Brother(s)	22
24	Think of where you live most of the time. Which of the following people live there with you? Stepbrother(s)	22
25	Think of where you live most of the time. Which of the following people live there with you? Sister(s)	22
26	Think of where you live most of the time. Which of the following people live there with you? Stepsister(s)	23

27	Think of where you live most of the time. Which of the following people live there with you? Other Children	23
28	In my school, students have lots of chances to help decide things like class activities and rules.	23
29	Teachers ask me to work on special classroom projects.	23
30	My teacher(s) notices when I am doing a good job and lets me know about it.	24
31	There are lots of chances for students in my school to get involved in sports, clubs, and other school activities outside of class.	24
32	There are lots of chances for students in my school to talk with a teacher one-on-one.	24
33	I feel safe at my school.	25
34	The school lets my parents know when I have done something well.	25
35	My teachers praise me when I work hard in school.	25
36	Are your school grades better than the grades of most students in your class?	26
37	I have lots of chances to be part of class discussions or activities.	26
38	Now thinking back over the past year in school, how often did you: enjoy being in school?	26
39	Now thinking back over the past year in school, how often did you: hate being in school?	27
40	Now thinking back over the past year in school, how often did you: try to do your best work in school?	27
41	How often do you feel that the school work you are assigned is meaningful and important?	27
42	Putting them all together, what were your grades like last year?	28
43	How important do you think the things you are learning in school are going to be for your later life?	28
44	How interesting are most of your courses to you?	28
45	During the LAST FOUR WEEKS how many whole days of school have you missed because you skipped or 'cut'?	29
46	What are the chances you would be seen as cool if you: smoked cigarettes?	29
47	What are the chances you would be seen as cool if you: worked hard at school?	29
48	What are the chances you would be seen as cool if you: began drinking alcoholic beverages regularly, that is, at least once or twice a month?	30
49	What are the chances you would be seen as cool if you: defended someone who was being verbally abused at school?	30
50	What are the chances you would be seen as cool if you: smoked marijuana?	30
51	What are the chances you would be seen as cool if you: carried a handgun?	31

52	Think of your four best friends (the friends you feel closest to). In the past year (12 months), how many of your best friends have: participated in clubs, organizations or activities at school?	31
53	Think of your four best friends (the friends you feel closest to). In the past year (12 months), how many of your best friends have: smoked cigarettes?	31
54	Think of your four best friends (the friends you feel closest to). In the past year (12 months), how many of your best friends have: tried beer, wine or hard liquor (for example, vodka, whiskey, or gin) when their parents didn't know about it?	32
55	Think of your four best friends (the friends you feel closest to). In the past year (12 months), how many of your best friends have: made a commitment to stay drug-free?	32
56	Think of your four best friends (the friends you feel closest to). In the past year (12 months), how many of your best friends have: used marijuana?	32
57	Think of your four best friends (the friends you feel closest to). In the past year (12 months), how many of your best friends have: used prescription drugs or non-prescription drugs for the purposes of getting high?	33
58	Think of your four best friends (the friends you feel closest to). In the past year (12 months), how many of your best friends have: used synthetic marijuana (K2, spice) or bath salts?	33
59	Think of your four best friends (the friends you feel closest to). In the past year (12 months), how many of your best friends have: used LSD, cocaine, amphetamines, or other illegal drugs?	33
60	Think of your four best friends (the friends you feel closest to). In the past year (12 months), how many of your best friends have: tried to do well in school?	34
61	Think of your four best friends (the friends you feel closest to). In the past year (12 months), how many of your best friends have: been suspended from school?	34
62	Think of your four best friends (the friends you feel closest to). In the past year (12 months), how many of your best friends have: liked school?	34
63	Think of your four best friends (the friends you feel closest to). In the past year (12 months), how many of your best friends have: carried a handgun?	35
64	Think of your four best friends (the friends you feel closest to). In the past year (12 months), how many of your best friends have: sold illegal drugs?	35
65	Think of your four best friends (the friends you feel closest to). In the past year (12 months), how many of your best friends have: regularly attended religious services?	35

66	Think of your four best friends (the friends you feel closest to). In the past year (12 months), how many of your best friends have: stolen or tried to steal a motor vehicle such as a car or motorcycle?	36
67	Think of your four best friends (the friends you feel closest to). In the past year (12 months), how many of your best friends have: been arrested?	36
68	Think of your four best friends (the friends you feel closest to). In the past year (12 months), how many of your best friends have: dropped out of school?	36
69	Think of your four best friends (the friends you feel closest to). In the past year (12 months), how many of your best friends have: been members of a gang?	37
70	How old were you when you first: smoked marijuana?	37
71	How old were you when you first: smoked a cigarette, even just a puff?	38
72	How old were you when you first: had more than a sip or two of beer, wine or hard liquor (for example, vodka, whiskey, or gin)?	38
73	How old were you when you first: began drinking alcoholic beverages regularly, that is, at least once or twice a month?	39
74	How old were you when you first: used Daztrex?	39
75	How old were you when you first: got suspended from school?	40
76	How old were you when you first: got arrested?	40
77	How old were you when you first: carried a handgun?	41
78	How old were you when you first: attacked someone with the idea of seriously hurting them?	41
79	How old were you when you first: belonged to a gang?	42
80	How wrong do you think it is for someone your age to: take a handgun to school?	42
81	How wrong do you think it is for someone your age to: steal anything worth more than \$5?	42
82	How wrong do you think it is for someone your age to: pick a fight with someone?	43
83	How wrong do you think it is for someone your age to: attack someone with the idea of seriously hurting them?	43
84	How wrong do you think it is for someone your age to: stay away from school all day when their parents think they are at school?	43
85	How wrong do you think it is for someone your age to: drink beer, wine or hard liquor (for example, vodka, whiskey, or gin) regularly?	44
86	How wrong do you think it is for someone your age to: smoke cigarettes?	44
87	How wrong do you think it is for someone your age to: smoke marijuana?	44
88	How wrong do you think it is for someone your age to: use prescription drugs or non-prescription drugs for the purpose of getting high?	45

89	How wrong do you think it is for someone your age to: use synthetic marijuana (K2, spice) or bath salts?	45
90	How wrong do you think it is for someone your age to: use LSD, cocaine, amphetamines or another illegal drug?	45
91	At school during the past 12 months, did you receive help from the resource teacher, speech therapist or other special education teacher?	46
92	How many times in the past year (12 months) have you: been suspended from school?	46
93	How many times in the past year (12 months) have you: carried a handgun?	46
94	How many times in the past year (12 months) have you: sold illegal drugs?	47
95	How many times in the past year (12 months) have you: stolen or tried to steal a motor vehicle such as a car or motorcycle?	47
96	How many times in the past year (12 months) have you: participated in clubs, organizations or activities at school?	48
97	How many times in the past year (12 months) have you: been arrested?	48
98	How many times in the past year (12 months) have you: attacked someone with the idea of seriously hurting them?	49
99	How many times in the past year (12 months) have you: been drunk or high at school?	49
100	How many times in the past year (12 months) have you: taken a handgun to school?	50
101	Are you currently on probation, or assigned a probation officer with Juvenile Court?	50
102	Have you ever belonged to a gang?	50
103	If you have ever belonged to a gang, did that gang have a name?	51
104	You are at a party at someone's house, and one of your friends offers you a drink containing alcohol. What would you say or do?	51
105	How often do you attend religious services or activities?	51
106	I think sometimes it's okay to cheat at school.	52
107	It is important to think before you act.	52
108	Sometimes I think that life is not worth it.	52
109	At times I think I am no good at all.	53
110	All in all, I am inclined to think that I am a failure.	53
111	In the past year, have you felt depressed or sad MOST days, even if you felt okay sometimes?	53
112	It is all right to beat up people if they start the fight.	54
113	I think it is okay to take something without asking if you can get away with it.	54
114	Where do you get the most information about living a drug and alcohol free life? Parents/guardians	54
115	Where do you get the most information about living a drug and alcohol free life? Friends	55

116	Where do you get the most information about living a drug and alcohol free life? Family members	55
117	Where do you get the most information about living a drug and alcohol free life? School	55
118	Where do you get the most information about living a drug and alcohol free life? Internet	56
119	Where do you get the most information about living a drug and alcohol free life? TV	56
120	Where do you get the most information about living a drug and alcohol free life? Social media	56
121	How much do you think people risk harming themselves (physically or in other ways) if they: smoked one or more packs of cigarettes per day?	57
122	How much do you think people risk harming themselves (physically or in other ways) if they: try marijuana once or twice?	57
123	How much do you think people risk harming themselves (physically or in other ways) if they: smoke marijuana once or twice a week?	57
124	How much do you think people risk harming themselves (physically or in other ways) if they: take one or two drinks of an alcoholic beverage (beer, wine, liquor) nearly every day?	58
125	How much do you think people risk harming themselves (physically or in other ways) if they: have five or more drinks of an alcoholic beverage once or twice each weekend?	58
126	How much do you think people risk harming themselves (physically or in other ways) if they: use prescription drugs that are not prescribed to them?	58
127	How much do you think people risk harming themselves (physically or in other ways) if they: use non-prescription drugs to get high?	59
128	Have you ever used smokeless tobacco (chew, snuff, plug, dipping tobacco, or chewing tobacco)?	59
129	How often have you taken smokeless tobacco during the past 30 days?	59
130	Have you ever smoked cigarettes?	60
131	How frequently have you smoked cigarettes during the past 30 days?	60
132	Which statement best describes rules about smoking inside your home?	60
133	Which statement best describes rules about smoking in your family cars?	61
134	During this school year, were you taught in any of your classes about the dangers of tobacco use?	61
135	During the past 12 months, have you participated in any community activities to discourage people your age from using cigarettes, chewing tobacco, snuff, dip or cigars?	61
136	Think back over the last two weeks. How many times have you had five or more alcoholic drinks in a row?	62

137	During the past 30 days, how many times did you ride in a car or other vehicle driven by someone who had been drinking alcohol or using drugs to get high?	62
138	During the past 30 days, how many times did you drive a car or other vehicle when you had been drinking alcohol or using drugs to get high?	62
139	If you drank alcohol (not just a sip or taste) in the past year, how did you usually get it?	63
140	If you drank alcohol (not just a sip or taste) in the past year, where did you usually drink it?	63
141	How do you feel about someone your age having one or two drinks of an alcoholic beverage nearly every day?	64
142	On how many occasions have you had alcoholic beverages (beer, wine or hard liquor) to drink in your lifetime - more than just a few sips?	64
143	On how many occasions have you drunk one of more drinks of an alcoholic beverage during the past 30 days?	64
144	On how many occasions have you used marijuana (grass, pot) or hashish (hash, hash oil) in your lifetime?	65
145	On how many occasions have you used marijuana (grass, pot) or hashish (hash, hash oil) during the past 30 days?	65
146	On how many occasions have you used LSD or other psychedelics in your lifetime?	65
147	On how many occasions have you used LSD or other psychedelics during the past 30 days?	66
148	On how many occasions have you used cocaine or crack in your lifetime?	66
149	On how many occasions have you used cocaine or crack during the past 30 days?	66
150	On how many occasions have you sniffed glue, breathed the contents of an aerosol spray can, or inhaled other gases or sprays, in order to get high in your lifetime?	67
151	On how many occasions have you sniffed glue, breathed the contents of an aerosol spray can, or inhaled other gases or sprays, in order to get high during the past 30 days?	67
152	On how many occasions have you used Daztrex in your lifetime?	68
153	On how many occasions have you used Daztrex during the past 30 days?	68
154	On how many occasions have you used synthetic marijuana in your lifetime?	68
155	On how many occasions have you used synthetic marijuana during the past 30 days?	69
156	On how many occasions have you used methamphetamines (meth, speed, crank, crystal meth) in your lifetime?	69

157	On how many occasions have you used methamphetamines (meth, speed, crank, crystal meth) in the past 30 days?	69
158	On how many occasions have you used other chemical products (bath salts, plant food, etc.) in your lifetime?	70
159	On how many occasions have you used other chemical products (bath salts, plant food, etc.) during the past 30 days?	70
160	On how many occasions have you used heroin or other opiates in your lifetime?	70
161	On how many occasions have you used heroin or other opiates during the past 30 days?	71
162	On how many occasions have you used MDMA ('X', 'E', or ecstasy) in your lifetime?	71
163	On how many occasions have you used MDMA ('X', 'E', or ecstasy) during the past 30 days?	71
164	On how many occasions have you taken prescription drugs (such as Valium, Xanax, Ritalin, Adderall, OxyContin, Darvocet, or sleeping pills) not prescribed to you in your lifetime?	72
165	On how many occasions have you taken prescription drugs (such as Valium, Xanax, Ritalin, Adderall, OxyContin, Darvocet, or sleeping pills) not prescribed to you during the past 30 days?	72
166	On how many occasions have you taken non-prescription medicines such as diet pills (for example, Dietac, Dexatrim or Prolamine), stay-awake pills (for example No-Doz, Vivarin, or Wake), or cough or cold medicines (robos, DXM, etc.) to get high in your lifetime?	73
167	On how many occasions have you taken non-prescription medicines such as diet pills (for example, Dietac, Dexatrim or Prolamine), stay-awake pills (for example No-Doz, Vivarin, or Wake), or cough or cold medicines (robos, DXM, etc.) to get high during the past 30 days?	73
168	On how many occasions have you been drunk or very high from drinking alcoholic beverages during the past 30 days?	74
169	On how many occasions have you drunk flavored alcoholic beverages, sometimes called 'alcopops' (like Mike's Hard Lemonade, Smirnoff Ice, Bacardi Breezers, etc.) in your lifetime?	74
170	On how many occasions have you drunk flavored alcoholic beverages, sometimes called 'alcopops' (like Mike's Hard Lemonade, Smirnoff Ice, Bacardi Breezers, etc.) during the past 30 days?	75
171	If you used prescription drugs or over the counter drugs without a doctor telling you to use it or for the purpose of getting high, where did you get these drugs?	75
172	During the last month, about how many marijuana cigarettes, or the equivalent, did you smoke a day, on the average?	76
173	How wrong do your friends feel it would be for YOU to: drink alcohol?	76
174	How wrong do your friends feel it would be for YOU to: smoke tobacco?	76

175	How wrong do your friends feel it would be for YOU to: smoke marijuana?	77
176	How wrong do your friends feel it would be for YOU to: use prescription drugs not prescribed to you	77
177	How wrong would most adults (over 21) in your neighborhood think it is for kids your age: to use marijuana?	77
178	How wrong would most adults (over 21) in your neighborhood think it is for kids your age: to drink alcohol?	78
179	How wrong would most adults (over 21) in your neighborhood think it is for kids your age: to smoke cigarettes?	78
180	How much do each of the following statements describe your neighborhood? crime and/or drug selling	78
181	How much do each of the following statements describe your neighborhood? fights	79
182	How much do each of the following statements describe your neighborhood? lots of empty or abandoned buildings	79
183	How much do each of the following statements describe your neighborhood? lots of graffiti	79
184	I feel safe in my neighborhood.	80
185	If a kid smoked marijuana in your neighborhood would he or she be caught by the police?	80
186	If a kid drank some beer, wine or hard liquor (for example, vodka, whiskey, or gin) in your neighborhood would he or she be caught by the police?	80
187	If a kid carried a handgun in your neighborhood would he or she be caught by the police?	81
188	If you wanted to get some cigarettes, how easy would it be for you to get some?	81
189	If you wanted to get some beer, wine or hard liquor (for example, vodka, whiskey, or gin), how easy would it be for you to get some?	81
190	If you wanted to get a drug like cocaine, LSD, or amphetamines, how easy would it be for you to get some?	82
191	If you wanted to get a handgun, how easy would it be for you to get one?	82
192	If you wanted to get some marijuana, how easy would it be for you to get some?	82
193	If you wanted to get prescription drugs for the purpose of getting high, how easy would it be for you to get some?	83
194	If you wanted to get synthetic marijuana such as K2 or chemical products such as bath salts to get high, how easy would it be for you to get some?	83
195	If you wanted to get steroids to enhance athletic performance, how easy would it be for you to get some?	83

196	During the past 12 months, have you participated in any alcohol prevention programs or seen any alcohol prevention messages in your school or community? Yes, a school-based program focused on preventing underage drinking and/or drinking and driving. . . .	84
197	During the past 12 months, have you participated in any alcohol prevention programs or seen any alcohol prevention messages in your school or community? Yes, a community-based program focused on preventing underage drinking and/or drinking and driving (for example, through your church or temple or through youth groups like Boys and Girls Club or 4-H). . . .	84
198	During the past 12 months, have you participated in any alcohol prevention programs or seen any alcohol prevention messages in your school or community? Yes, a media campaign addressing underage drinking and/or drinking and driving (for example, newspaper ads, posters, pamphlets, radio, TV). . . .	84
199	During the past 12 months, have you participated in any alcohol prevention programs or seen any alcohol prevention messages in your school or community? No	84
200	How wrong do your parents feel it would be for YOU to: drink beer, wine or hard liquor (for example, vodka, whiskey or gin) regularly? .	85
201	How wrong do your parents feel it would be for YOU to: smoke tobacco?	85
202	How wrong do your parents feel it would be for YOU to: smoke marijuana?	85
203	How wrong do your parents feel it would be for YOU to: use prescription drugs not prescribed to you?	86
204	How wrong do your parents feel it would be for YOU to: steal something worth more than \$5?	86
205	How wrong do your parents feel it would be for YOU to: draw graffiti, write things, or draw pictures on buildings or other property (without the owner's permission)?	86
206	How wrong do your parents feel it would be for YOU to: pick a fight with someone?	87
207	During the past 12 months, have you talked with at least one of your parents about the dangers of underage drinking and/or drinking and driving? By parents, we mean either your biological parents, adoptive parents, stepparents, or adult guardians - whether or not they live with you. . . .	87
208	The rules in my family are clear. . . .	87
209	People in my family often insult or yell at each other. . . .	88
210	When I am not at home, one of my parents knows where I am and who I am with. . . .	88
211	We argue about the same things in my family over and over. . . .	88

212	If you drank some beer or wine or liquor (for example, vodka, whiskey, or gin) without your parents' permission, would you be caught by your parents?	89
213	My family has clear rules about alcohol and drug use. . . .	89
214	If you carried a handgun without your parents' permission, would you be caught by your parents?	89
215	If you skipped school would you be caught by your parents?	90
216	My parents ask if I've gotten my homework done. . . .	90
217	People in my family have serious arguments. . . .	90
218	Would your parents know if you did not come home on time?	91
219	Have any of your brothers or sisters ever: drunk beer, wine or hard liquor (for example, vodka, whiskey or gin)?	91
220	Have any of your brothers or sisters ever: smoked marijuana?	91
221	Have any of your brothers or sisters ever: smoked cigarettes?	91
222	Have any of your brothers or sisters ever: taken a handgun to school? .	92
223	Have any of your brothers or sisters ever: been suspended or expelled from school?	92
224	Have you changed homes in the past year (the last 12 months)? . . .	92
225	How many times have you changed homes since kindergarten?	92
226	Have you changed schools (including changing from elementary to middle and middle to high school) in the past year?	93
227	How many times have you changed schools since kindergarten (including changing from elementary to middle and middle to high school)?	93
228	Has anyone in your family ever had severe alcohol or drug problems? .	93
229	About how many adults (over 21) have you known personally who in the past year have: used marijuana, crack, cocaine, or other drugs? .	94
230	About how many adults (over 21) have you known personally who in the past year have: sold or dealt drugs?	94
231	About how many adults (over 21) have you known personally who in the past year have: done other things that could get them in trouble with the police, like stealing, selling stolen goods, mugging or assaulting others, etc.?	94
232	About how many adults (over 21) have you known personally who in the past year have: gotten drunk or high?	95
233	Have you seen or heard information about underage drinking in the past 12 months from the following sources? Radio	95
234	Have you seen or heard information about underage drinking in the past 12 months from the following sources? TV. . . .	95
235	Have you seen or heard information about underage drinking in the past 12 months from the following sources? Print. This includes information on underage drinking you may have seen in the newspaper, on a billboard, in pamphlets, on stickers, etc. . . .	95

236	Have you seen or heard information about underage drinking in the past 12 months from the following sources? Website or social media? (Facebook, Myspace, website, etc.)	96
237	The next questions ask about your opinions of the information you saw or heard. If you have seen or heard more than one ad, please think about your favorite ad when answering these questions. The information about underage drinking that I saw or heard was convincing.	96
238	The next questions ask about your opinions of the information you saw or heard. If you have seen or heard more than one ad, please think about your favorite ad when answering these questions. The information about underage drinking that I saw or heard grabbed my attention.	96
239	The next questions ask about your opinions of the information you saw or heard. If you have seen or heard more than one ad, please think about your favorite ad when answering these questions. The information about underage drinking that I saw or heard said something important to me.	97
240	The next questions ask about your opinions of the information you saw or heard. If you have seen or heard more than one ad, please think about your favorite ad when answering these questions. Seeing or hearing this information about underage drinking made me want to stop or decrease my drinking.	97
241	How honest were you in filling out this survey?	97

List of Figures

1	Grade Chart	11
2	Gender Chart	12
3	Age Chart	13
4	Ethnic Origin Chart	14

1 INTRODUCTION

This report was generated from data collected on the *2012 Arkansas Prevention Needs Assessment Student Survey*. This report contains basic frequency tables of all data collected and graphs on the selected demographic variables of grade, gender, age and ethnic origin. The graph on ethnic origin is represented as a bar chart rather than as a pie chart. This is because students were allowed to mark more than one response for ethnic origin as opposed to being allowed to mark only one response. The bars represent the percent of students who marked each of the ethnic categories.

Questions regarding the information found in this report can be directed to:

Pride Surveys

160 Vanderbilt Court
Bowling Green, KY 42103
1-800-279-6361
www.pridesurveys.com

Grade Chart

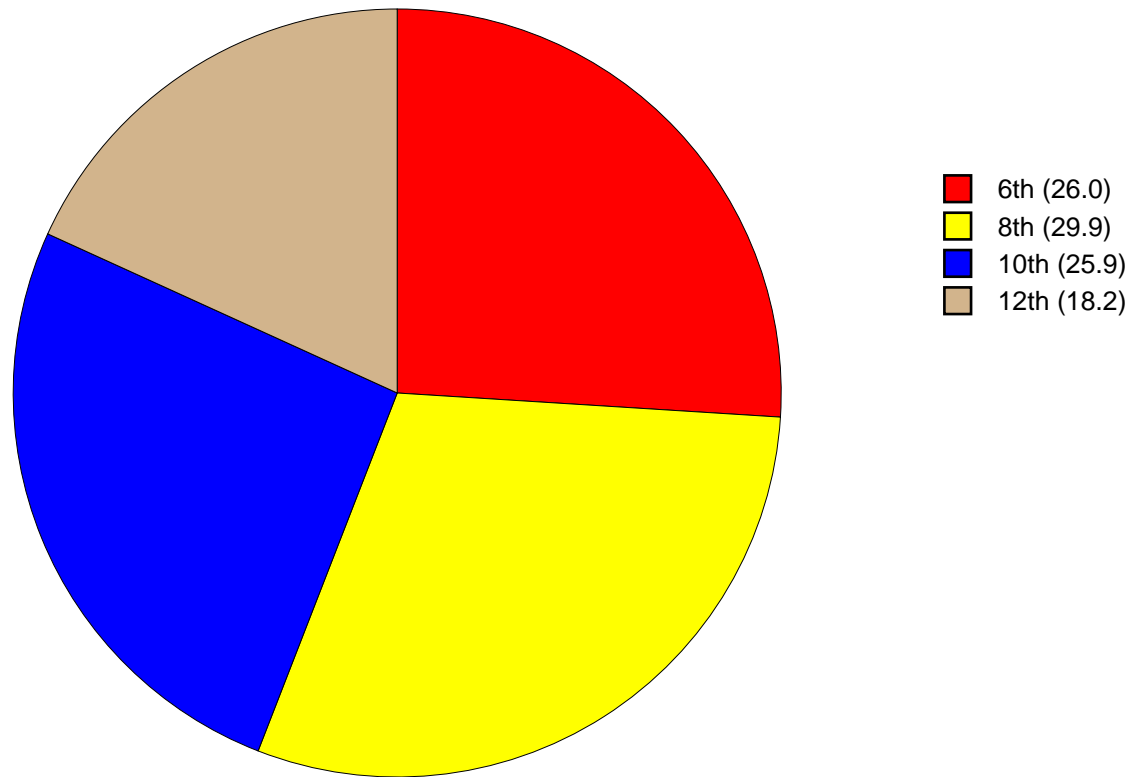


Figure 1: Grade Chart

Gender Chart

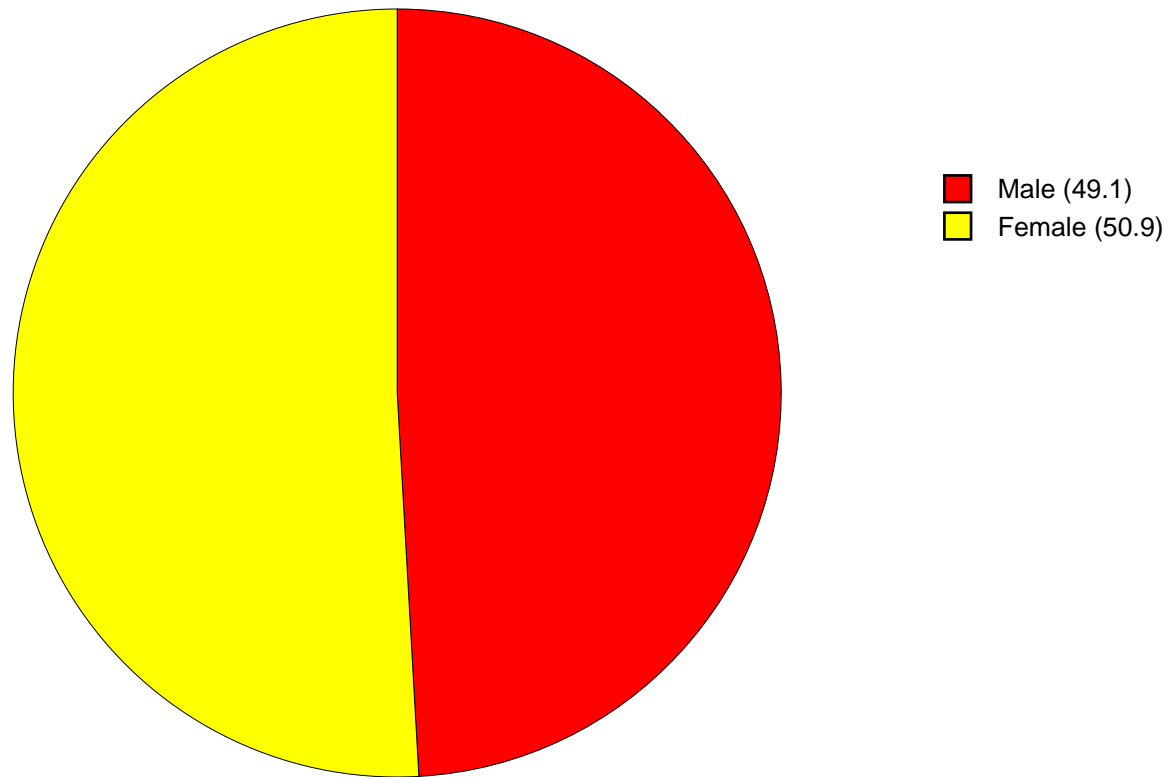


Figure 2: Gender Chart

Age Chart

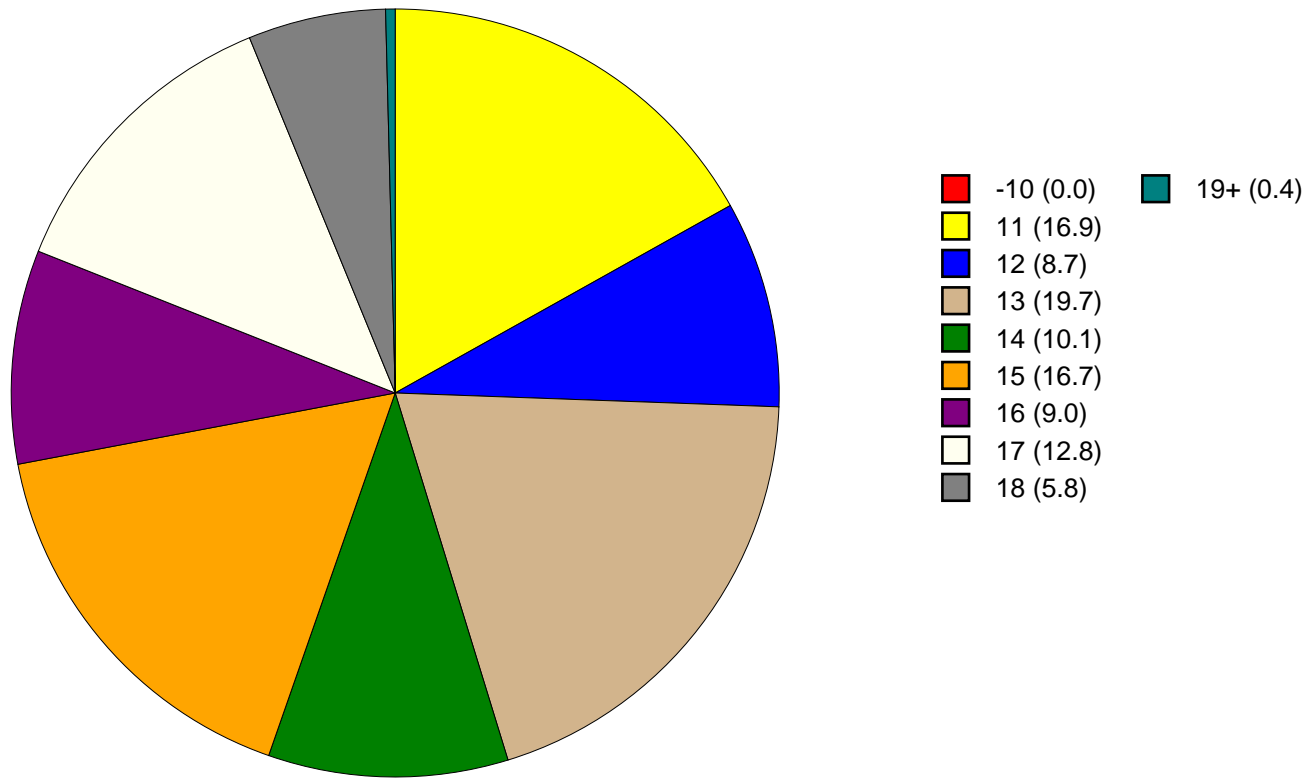


Figure 3: Age Chart

Ethnic Origin Chart

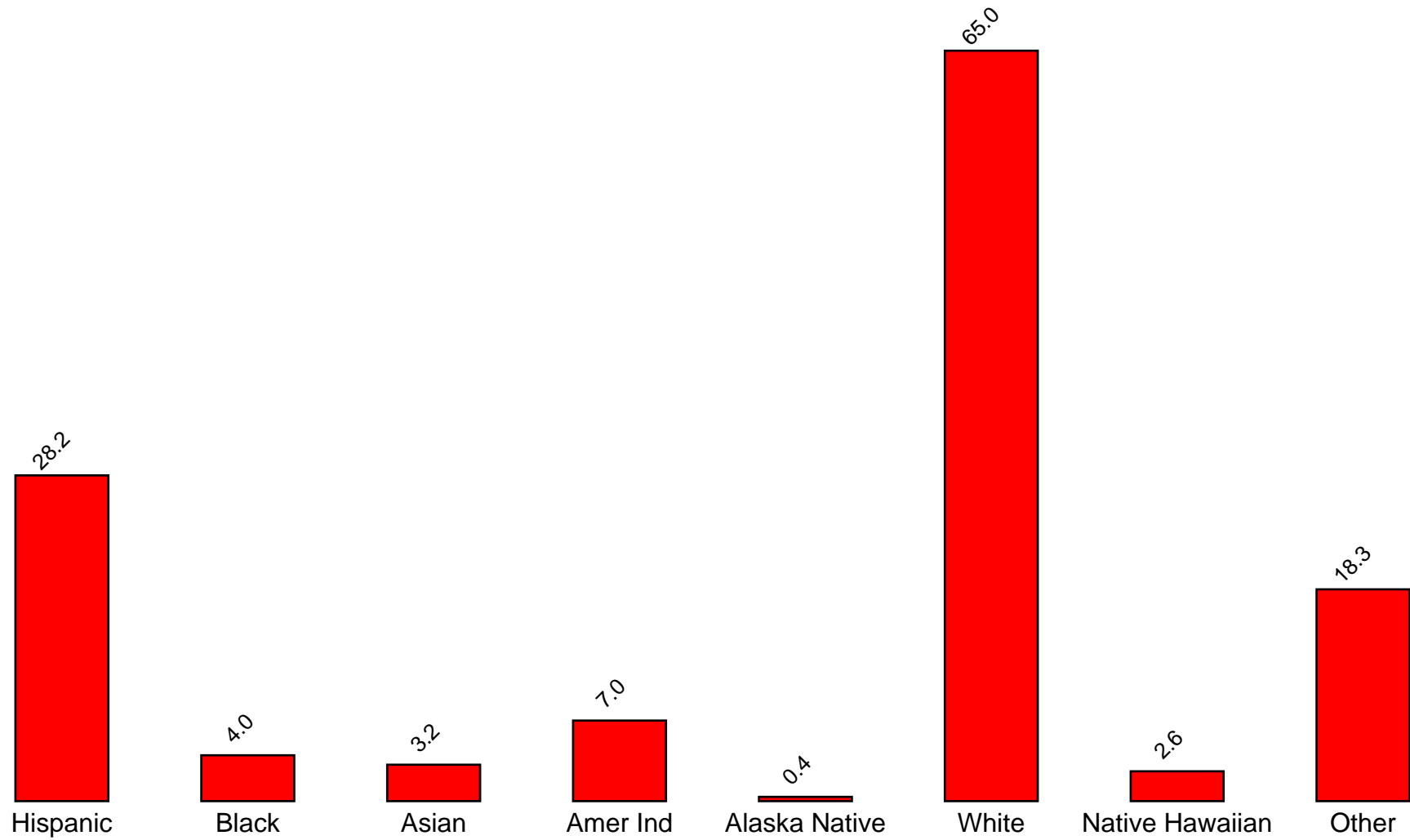


Figure 4: Ethnic Origin Chart

2 PERCENTAGE TABLES

The following tables contain frequency distribution detailing how your students responded to each question on the survey. The tables appear in the same order as the questions on the survey. The tables include breakdowns by grade level as well as overall percentages. The *N of Valid* row is a frequency count of the number of valid responses to each question for each grade and overall. The *N of Miss* row is a frequency count of the number of invalid (marked more than one response) or missing (i.e. did not respond) responses to each question for each grade and overall.

For the questions that allowed more than one response (i.e. race, live with, etc.) each response becomes a separate table. If a student did not mark the response, that was counted as a NO response, and if they did mark the response, that was counted as a YES response. Since a non response is a valid response for these questions, the *N of Miss* will always be zero for these questions.

Table 1: Sex



Response	6	8	10	12	Total	
Male	49.7	50.3	47.9	48.0	49.1	
Female	50.3	49.7	52.1	52.0	50.9	
N of Valid	3637	4178	3617	2557	13989	
N of Miss	17	22	15	3	57	

Table 2: Age











Response	6	8	10	12	Total	
10 or younger	0.1	0.0	0.0	0.0	0.0	
11	65.0	0.0	0.0	0.0	16.9	
12	32.8	0.4	0.0	0.0	8.7	
13	2.1	64.2	0.0	0.0	19.7	
14	0.0	33.4	0.4	0.0	10.1	
15	0.0	2.0	62.1	0.0	16.7	
16	0.0	0.0	33.9	1.1	9.0	
17	0.0	0.0	3.1	65.8	12.8	
18	0.0	0.0	0.3	31.1	5.8	
19 or older	0.0	0.0	0.0	2.1	0.4	
N of Valid	3639	4170	3624	2553	13986	
N of Miss	15	30	8	7	60	

Table 3: Are you Hispanic or Latino?



Response	6	8	10	12	Total	
No	70.8	69.0	73.6	75.2	71.8	
Yes	29.2	31.0	26.4	24.8	28.2	
N of Valid	3489	4109	3589	2536	13723	
N of Miss	165	91	43	24	323	

Table 4: What is your race? Black or African American



Response	6	8	10	12	Total	
No	95.9	95.9	96.0	96.4	96.0	
Yes	4.1	4.1	4.0	3.6	4.0	
N of Valid	3654	4200	3632	2560	14046	
N of Miss	0	0	0	0	0	

Table 5: What is your race? Asian



Response	6	8	10	12	Total	
No	97.3	97.0	96.5	96.6	96.8	
Yes	2.7	3.0	3.5	3.4	3.2	
N of Valid	3654	4200	3632	2560	14046	
N of Miss	0	0	0	0	0	

Table 6: What is your race? American Indian



Response	6	8	10	12	Total	
No	90.3	93.4	94.0	95.0	93.0	
Yes	9.7	6.6	6.0	5.0	7.0	
N of Valid	3654	4200	3632	2560	14046	
N of Miss	0	0	0	0	0	

Table 7: What is your race? Alaska Native



Response	6	8	10	12	Total	
No	99.7	99.6	99.6	99.7	99.6	
Yes	0.3	0.4	0.4	0.3	0.4	
N of Valid	3654	4200	3632	2560	14046	
N of Miss	0	0	0	0	0	

Table 8: What is your race? White



Response	6	8	10	12	Total	
No	38.6	36.9	32.5	30.4	35.0	
Yes	61.4	63.1	67.5	69.6	65.0	
N of Valid	3654	4200	3632	2560	14046	
N of Miss	0	0	0	0	0	

Table 9: What is your race? Native Hawaiian or Other Pacific Islander



Response	6	8	10	12	Total	
No	97.3	96.9	97.5	98.3	97.4	
Yes	2.7	3.1	2.5	1.7	2.6	
N of Valid	3654	4200	3632	2560	14046	
N of Miss	0	0	0	0	0	

Table 10: What is your race? Other



Response	6	8	10	12	Total	
No	78.7	79.8	83.9	85.9	81.7	
Yes	21.3	20.2	16.1	14.1	18.3	
N of Valid	3654	4200	3632	2560	14046	
N of Miss	0	0	0	0	0	

Table 11: What is the highest level of schooling completed by your mother or father?









Response	6	8	10	12	Total	
Completed grade school or less	2.9	4.7	4.3	5.3	4.3	
Some high school	5.3	8.1	10.9	13.6	9.2	
Completed high school	12.9	15.0	18.6	20.8	16.5	
Some college	8.7	13.2	14.7	17.2	13.2	
Completed college	20.3	20.9	24.1	21.9	21.8	
Graduate or professional school after college	10.4	12.1	12.2	13.3	11.9	
Don't know	38.0	24.6	13.5	6.4	21.7	
Does not apply	1.4	1.4	1.6	1.4	1.5	
N of Valid	3489	4128	3587	2536	13740	
N of Miss	165	72	45	24	306	

Table 12: Think of where you live most of the time. Which of the following people live there with you? Mother



Response	6	8	10	12	Total	
No	10.6	11.4	12.6	14.9	12.1	
Yes	89.4	88.6	87.4	85.1	87.9	
N of Valid	3654	4200	3632	2560	14046	
N of Miss	0	0	0	0	0	

Table 13: Think of where you live most of the time. Which of the following people live there with you? Stepmother



Response	6	8	10	12	Total	
No	96.0	95.2	93.9	94.1	94.9	
Yes	4.0	4.8	6.1	5.9	5.1	
N of Valid	3654	4200	3632	2560	14046	
N of Miss	0	0	0	0	0	

Table 14: Think of where you live most of the time. Which of the following people live there with you? Foster Mother



Response	6	8	10	12	Total	
No	99.6	99.7	99.6	99.8	99.6	
Yes	0.4	0.3	0.4	0.2	0.4	
N of Valid	3654	4200	3632	2560	14046	
N of Miss	0	0	0	0	0	

Table 15: Think of where you live most of the time. Which of the following people live there with you? Grandmother



Response	6	8	10	12	Total	
No	89.2	91.8	92.3	93.0	91.5	
Yes	10.8	8.2	7.7	7.0	8.5	
N of Valid	3654	4200	3632	2560	14046	
N of Miss	0	0	0	0	0	

Table 16: Think of where you live most of the time. Which of the following people live there with you? Aunt



Response	6	8	10	12	Total	
No	94.8	96.0	97.2	97.7	96.3	
Yes	5.2	4.0	2.8	2.3	3.7	
N of Valid	3654	4200	3632	2560	14046	
N of Miss	0	0	0	0	0	

Table 17: Think of where you live most of the time. Which of the following people live there with you? Father



Response	6	8	10	12	Total	
No	32.4	35.1	36.1	37.0	35.0	
Yes	67.6	64.9	63.9	63.0	65.0	
N of Valid	3654	4200	3632	2560	14046	
N of Miss	0	0	0	0	0	

Table 18: Think of where you live most of the time. Which of the following people live there with you? Stepfather



Response	6	8	10	12	Total	
No	87.8	85.9	85.8	86.0	86.4	
Yes	12.2	14.1	14.2	14.0	13.6	
N of Valid	3654	4200	3632	2560	14046	
N of Miss	0	0	0	0	0	

Table 19: Think of where you live most of the time. Which of the following people live there with you? Foster Father



Response	6	8	10	12	Total	
No	99.6	99.7	99.6	99.8	99.7	
Yes	0.4	0.3	0.4	0.2	0.3	
N of Valid	3654	4200	3632	2560	14046	
N of Miss	0	0	0	0	0	

Table 20: Think of where you live most of the time. Which of the following people live there with you? Grandfather



Response	6	8	10	12	Total	
No	93.0	95.0	95.6	96.4	94.9	
Yes	7.0	5.0	4.4	3.6	5.1	
N of Valid	3654	4200	3632	2560	14046	
N of Miss	0	0	0	0	0	

Table 21: Think of where you live most of the time. Which of the following people live there with you? Uncle



Response	6	8	10	12	Total	
No	93.7	95.5	97.0	97.3	95.8	
Yes	6.3	4.5	3.0	2.7	4.2	
N of Valid	3654	4200	3632	2560	14046	
N of Miss	0	0	0	0	0	

Table 22: Think of where you live most of the time. Which of the following people live there with you? Other Adults



Response	6	8	10	12	Total	
No	97.2	98.0	98.1	97.7	97.8	
Yes	2.8	2.0	1.9	2.3	2.2	
N of Valid	3654	4200	3632	2560	14046	
N of Miss	0	0	0	0	0	

Table 23: Think of where you live most of the time. Which of the following people live there with you? Brother(s)



Response	6	8	10	12	Total	
No	45.2	47.4	49.9	56.3	49.1	
Yes	54.8	52.6	50.1	43.7	50.9	
N of Valid	3654	4200	3632	2560	14046	
N of Miss	0	0	0	0	0	

Table 24: Think of where you live most of the time. Which of the following people live there with you? Stepbrother(s)



Response	6	8	10	12	Total	
No	94.5	95.1	96.1	97.1	95.6	
Yes	5.5	4.9	3.9	2.9	4.4	
N of Valid	3654	4200	3632	2560	14046	
N of Miss	0	0	0	0	0	

Table 25: Think of where you live most of the time. Which of the following people live there with you? Sister(s)



Response	6	8	10	12	Total	
No	47.3	50.1	54.6	56.4	51.7	
Yes	52.7	49.9	45.4	43.6	48.3	
N of Valid	3654	4200	3632	2560	14046	
N of Miss	0	0	0	0	0	

Table 26: Think of where you live most of the time. Which of the following people live there with you? Stepsister(s)

Response	6	8	10	12	Total	
No	95.6	95.5	96.3	96.5	95.9	
Yes	4.4	4.5	3.7	3.5	4.1	
N of Valid	3654	4200	3632	2560	14046	
N of Miss	0	0	0	0	0	

Table 27: Think of where you live most of the time. Which of the following people live there with you? Other Children

Response	6	8	10	12	Total	
No	95.4	95.6	95.4	94.3	95.2	
Yes	4.6	4.4	4.6	5.7	4.8	
N of Valid	3654	4200	3632	2560	14046	
N of Miss	0	0	0	0	0	

Table 28: In my school, students have lots of chances to help decide things like class activities and rules.

Response	6	8	10	12	Total	
NO!	9.5	9.0	10.6	13.3	10.3	
no	36.5	35.2	35.1	32.1	34.9	
yes	46.7	48.5	45.2	43.0	46.2	
YES!	7.3	7.3	9.1	11.6	8.6	
N of Valid	3557	4156	3612	2548	13873	
N of Miss	97	44	20	12	173	

Table 29: Teachers ask me to work on special classroom projects.

Response	6	8	10	12	Total	
NO!	9.1	8.1	8.2	7.8	8.3	
no	37.5	41.0	46.2	39.2	41.1	
yes	42.6	42.9	40.4	44.3	42.4	
YES!	10.8	8.0	5.2	8.7	8.1	
N of Valid	3556	4157	3602	2553	13868	
N of Miss	98	43	30	7	178	

Table 30: My teacher(s) notices when I am doing a good job and lets me know about it.

Response	6	8	10	12	Total	
NO!	3.6	5.1	6.4	6.5	5.3	
no	15.1	21.5	26.3	24.0	21.6	
yes	50.7	51.4	52.9	54.9	52.3	
YES!	30.6	21.9	14.4	14.5	20.9	
N of Valid	3586	4155	3600	2545	13886	
N of Miss	68	45	32	15	160	

Table 31: There are lots of chances for students in my school to get involved in sports, clubs, and other school activities outside of class.

Response	6	8	10	12	Total	
NO!	2.0	1.3	1.7	2.0	1.7	
no	8.9	6.6	5.3	5.8	6.7	
yes	38.4	37.9	37.6	38.9	38.1	
YES!	50.7	54.2	55.4	53.3	53.5	
N of Valid	3587	4160	3611	2552	13910	
N of Miss	67	40	21	8	136	

Table 32: There are lots of chances for students in my school to talk with a teacher one-on-one.

Response	6	8	10	12	Total	
NO!	2.7	3.2	3.4	3.5	3.2	
no	16.0	18.6	18.9	16.1	17.6	
yes	50.6	51.0	54.7	53.9	52.4	
YES!	30.6	27.1	23.0	26.6	26.8	
N of Valid	3554	4142	3604	2549	13849	
N of Miss	100	58	28	11	197	

Table 33: I feel safe at my school.

Response	6	8	10	12	Total	
NO!	2.8	3.7	4.7	3.7	3.7	
no	7.0	9.1	12.0	9.7	9.4	
yes	37.4	53.9	59.1	57.5	51.6	
YES!	52.8	33.3	24.2	29.1	35.2	
N of Valid	3585	4146	3603	2544	13878	
N of Miss	69	54	29	16	168	

Table 34: The school lets my parents know when I have done something well.

Response	6	8	10	12	Total	
NO!	8.7	14.2	19.6	22.0	15.6	
no	28.3	43.1	50.6	47.6	42.1	
yes	42.5	32.4	24.2	25.1	31.5	
YES!	20.5	10.3	5.6	5.3	10.7	
N of Valid	3550	4142	3600	2546	13838	
N of Miss	104	58	32	14	208	

Table 35: My teachers praise me when I work hard in school.

Response	6	8	10	12	Total	
NO!	9.0	11.3	13.8	12.9	11.7	
no	31.0	38.8	42.6	37.6	37.6	
yes	44.3	40.3	37.4	41.6	40.8	
YES!	15.7	9.7	6.2	7.9	10.0	
N of Valid	3488	4122	3585	2547	13742	
N of Miss	166	78	47	13	304	

Table 36: Are your school grades better than the grades of most students in your class?

Response	6	8	10	12	Total	
NO!	7.1	6.1	6.2	4.2	6.0	
no	28.9	28.9	29.2	25.8	28.4	
yes	47.0	47.6	50.3	52.3	49.0	
YES!	16.9	17.3	14.4	17.7	16.5	
N of Valid	3514	4144	3587	2543	13788	
N of Miss	140	56	45	17	258	

Table 37: I have lots of chances to be part of class discussions or activities.

Response	6	8	10	12	Total	
NO!	3.0	2.3	2.5	1.9	2.5	
no	12.8	13.5	13.7	12.6	13.2	
yes	52.7	58.4	64.2	64.8	59.6	
YES!	31.5	25.7	19.6	20.7	24.7	
N of Valid	3576	4146	3611	2549	13882	
N of Miss	78	54	21	11	164	

Table 38: Now thinking back over the past year in school, how often did you: enjoy being in school?

Response	6	8	10	12	Total	
Never	4.8	5.6	7.1	7.9	6.2	
Seldom	5.2	7.5	11.1	13.3	8.9	
Sometimes	32.9	36.6	39.7	39.5	37.0	
Often	28.0	32.5	30.2	29.3	30.2	
Almost always	29.2	17.8	11.8	10.1	17.8	
N of Valid	3598	4178	3618	2547	13941	
N of Miss	56	22	14	13	105	

Table 39: Now thinking back over the past year in school, how often did you: hate being in school?






Response	6	8	10	12	Total	
Never	24.7	11.5	6.9	5.8	12.7	
Seldom	27.6	30.1	26.5	24.6	27.5	
Sometimes	32.4	37.3	40.2	40.0	37.3	
Often	9.0	13.8	17.1	19.4	14.4	
Almost always	6.3	7.3	9.4	10.2	8.1	
N of Valid	3565	4161	3613	2537	13876	
N of Miss	89	39	19	23	170	

Table 40: Now thinking back over the past year in school, how often did you: try to do your best work in school?






Response	6	8	10	12	Total	
Never	0.4	0.4	0.8	0.9	0.6	
Seldom	0.6	1.9	3.0	3.1	2.1	
Sometimes	6.0	10.9	16.3	18.2	12.4	
Often	21.4	32.2	37.3	42.5	32.6	
Almost always	71.6	54.6	42.7	35.3	52.3	
N of Valid	3557	4144	3601	2539	13841	
N of Miss	97	56	31	21	205	

Table 41: How often do you feel that the school work you are assigned is meaningful and important?






Response	6	8	10	12	Total	
Never	3.7	4.7	7.4	7.2	5.6	
Seldom	6.4	13.1	21.9	23.8	15.6	
Sometimes	22.6	31.4	37.2	39.4	32.1	
Often	35.0	32.5	25.0	23.5	29.5	
Almost always	32.4	18.3	8.5	6.0	17.1	
N of Valid	3569	4168	3611	2549	13897	
N of Miss	85	32	21	11	149	

Table 42: Putting them all together, what were your grades like last year?

Response	6	8	10	12	Total	
Mostly F's	1.3	1.0	0.8	0.3	0.9	
Mostly D's	2.5	2.7	4.6	2.3	3.1	
Mostly C's	10.8	16.0	20.9	21.6	17.0	
Mostly B's	36.6	37.5	37.9	40.9	38.0	
Mostly A's	48.9	42.7	35.8	35.0	41.0	
N of Valid	3451	4080	3573	2521	13625	
N of Miss	203	120	59	39	421	

Table 43: How important do you think the things you are learning in school are going to be for your later life?

Response	6	8	10	12	Total	
Very important	53.7	36.4	19.6	14.4	32.5	
Quite important	25.0	30.0	25.4	24.4	26.5	
Fairly important	14.8	22.7	32.8	34.5	25.4	
Slightly important	5.2	9.1	18.3	22.8	13.0	
Not at all important	1.4	1.8	4.0	4.0	2.7	
N of Valid	3612	4175	3617	2545	13949	
N of Miss	42	25	15	15	97	

Table 44: How interesting are most of your courses to you?

Response	6	8	10	12	Total	
Very interesting and stimulating	18.9	11.9	7.6	9.4	12.1	
Quite interesting	42.1	34.1	27.0	27.0	33.0	
Fairly interesting	27.9	37.2	43.1	42.2	37.3	
Slightly dull	7.8	12.6	16.3	16.0	12.9	
Very dull	3.3	4.1	6.1	5.4	4.7	
N of Valid	3533	4165	3618	2545	13861	
N of Miss	121	35	14	15	185	

Table 45: During the LAST FOUR WEEKS how many whole days of school have you missed because you skipped or 'cut'?








Response	6	8	10	12	Total	
None	77.2	80.2	74.5	62.7	74.7	
1	10.4	8.5	11.3	14.0	10.7	
2	4.9	4.8	5.3	9.2	5.8	
3	3.3	2.8	3.5	5.8	3.6	
04/05/13	2.9	2.4	3.1	5.8	3.3	
06/10/13	1.0	1.0	1.5	1.6	1.2	
11 or more	0.4	0.4	0.7	0.9	0.6	
N of Valid	3603	4176	3617	2550	13946	
N of Miss	51	24	15	10	100	

Table 46: What are the chances you would be seen as cool if you: smoked cigarettes?






Response	6	8	10	12	Total	
No or very little chance	90.0	75.7	66.5	64.8	74.9	
Little chance	5.6	13.7	17.1	19.9	13.7	
Some chance	2.5	6.7	10.5	9.8	7.2	
Pretty good chance	0.9	2.6	3.8	3.4	2.6	
Very good chance	1.1	1.3	2.1	2.1	1.6	
N of Valid	3515	4137	3606	2532	13790	
N of Miss	139	63	26	28	256	

Table 47: What are the chances you would be seen as cool if you: worked hard at school?






Response	6	8	10	12	Total	
No or very little chance	5.7	8.6	10.4	10.0	8.6	
Little chance	6.4	14.2	18.5	17.8	14.0	
Some chance	16.8	23.8	28.8	32.2	24.8	
Pretty good chance	29.0	28.7	26.7	26.2	27.8	
Very good chance	42.2	24.7	15.5	13.8	24.8	
N of Valid	3552	4138	3607	2531	13828	
N of Miss	102	62	25	29	218	

Table 48: What are the chances you would be seen as cool if you: began drinking alcoholic beverages regularly, that is, at least once or twice a month?


Response	6	8	10	12	Total	
No or very little chance	86.5	68.3	46.7	39.2	61.9	
Little chance	7.3	15.6	17.6	17.2	14.3	
Some chance	3.0	8.6	16.6	19.7	11.3	
Pretty good chance	2.0	5.2	13.0	15.9	8.4	
Very good chance	1.2	2.3	6.2	7.9	4.1	
N of Valid	3516	4137	3609	2532	13794	
N of Miss	138	63	23	28	252	

Table 49: What are the chances you would be seen as cool if you: defended someone who was being verbally abused at school?


Response	6	8	10	12	Total	
No or very little chance	14.7	11.8	11.5	9.4	12.0	
Little chance	8.1	11.4	13.2	12.6	11.2	
Some chance	15.9	21.8	27.1	28.4	22.9	
Pretty good chance	26.3	27.1	28.7	29.7	27.8	
Very good chance	35.1	27.9	19.6	19.9	26.1	
N of Valid	3494	4143	3609	2529	13775	
N of Miss	160	57	23	31	271	

Table 50: What are the chances you would be seen as cool if you: smoked marijuana?


Response	6	8	10	12	Total	
No or very little chance	91.6	71.2	49.5	44.6	65.8	
Little chance	3.4	9.9	14.3	15.1	10.4	
Some chance	2.1	7.9	12.9	15.7	9.2	
Pretty good chance	1.2	5.4	11.9	13.4	7.5	
Very good chance	1.6	5.7	11.4	11.1	7.1	
N of Valid	3524	4141	3608	2528	13801	
N of Miss	130	59	24	32	245	

Table 51: What are the chances you would be seen as cool if you: carried a handgun?

Response	6	8	10	12	Total	
No or very little chance	84.2	77.9	76.8	78.1	79.2	
Little chance	7.6	10.3	11.2	10.9	9.9	
Some chance	3.9	5.4	6.1	5.7	5.2	
Pretty good chance	1.8	2.9	2.8	2.6	2.5	
Very good chance	2.6	3.5	3.1	2.7	3.0	
N of Valid	3532	4150	3610	2529	13821	
N of Miss	122	50	22	31	225	

Table 52: Think of your four best friends (the friends you feel closest to). In the past year (12 months), how many of your best friends have: participated in clubs, organizations or activities at school?

Response	6	8	10	12	Total	
0	12.7	9.9	9.3	8.3	10.2	
1	12.7	10.9	10.8	9.8	11.1	
2	20.2	18.1	16.8	16.5	18.0	
3	17.4	17.8	17.2	15.5	17.1	
4	37.0	43.3	46.0	49.8	43.6	
N of Valid	3538	4141	3597	2531	13807	
N of Miss	116	59	35	29	239	

Table 53: Think of your four best friends (the friends you feel closest to). In the past year (12 months), how many of your best friends have: smoked cigarettes?

Response	6	8	10	12	Total	
0	93.6	80.3	63.7	57.3	75.2	
1	4.2	10.9	16.3	17.8	11.9	
2	1.1	4.6	8.5	12.0	6.1	
3	0.5	2.0	4.7	5.3	2.9	
4	0.6	2.2	6.8	7.5	4.0	
N of Valid	3545	4146	3603	2532	13826	
N of Miss	109	54	29	28	220	

Table 54: Think of your four best friends (the friends you feel closest to). In the past year (12 months), how many of your best friends have: tried beer, wine or hard liquor (for example, vodka, whiskey, or gin) when their parents didn't know about it?






Response	6	8	10	12	Total	
0	88.9	66.9	39.6	32.4	59.2	
1	6.5	14.1	15.9	14.0	12.6	
2	2.4	7.6	14.6	15.2	9.5	
3	1.0	4.7	9.6	11.8	6.3	
4	1.2	6.7	20.2	26.5	12.4	
N of Valid	3560	4145	3599	2533	13837	
N of Miss	94	55	33	27	209	

Table 55: Think of your four best friends (the friends you feel closest to). In the past year (12 months), how many of your best friends have: made a commitment to stay drug-free?






Response	6	8	10	12	Total	
0	12.9	21.0	32.5	35.8	24.6	
1	5.8	8.9	15.0	15.4	10.9	
2	6.3	9.2	10.1	12.7	9.3	
3	9.9	12.1	11.0	9.5	10.8	
4	65.2	48.9	31.4	26.5	44.4	
N of Valid	3498	4115	3570	2515	13698	
N of Miss	156	85	62	45	348	

Table 56: Think of your four best friends (the friends you feel closest to). In the past year (12 months), how many of your best friends have: used marijuana?






Response	6	8	10	12	Total	
0	95.2	76.4	53.9	47.1	70.0	
1	2.7	9.9	14.2	15.7	10.2	
2	0.8	5.3	11.2	11.7	6.9	
3	0.6	3.3	7.2	8.2	4.5	
4	0.8	5.0	13.5	17.2	8.4	
N of Valid	3536	4135	3588	2529	13788	
N of Miss	118	65	44	31	258	

Table 57: Think of your four best friends (the friends you feel closest to). In the past year (12 months), how many of your best friends have: used prescription drugs or non-prescription drugs for the purposes of getting high?






Response	6	8	10	12	Total	
0	94.5	86.9	73.4	70.0	82.2	
1	3.2	6.8	11.0	12.0	7.9	
2	1.1	2.7	6.8	7.9	4.3	
3	0.5	1.8	3.9	3.8	2.4	
4	0.8	1.8	4.9	6.2	3.2	
N of Valid	3537	4153	3599	2530	13819	
N of Miss	117	47	33	30	227	

Table 58: Think of your four best friends (the friends you feel closest to). In the past year (12 months), how many of your best friends have: used synthetic marijuana (K2, spice) or bath salts?






Response	6	8	10	12	Total	
0	97.4	91.4	79.7	76.2	87.1	
1	1.5	4.3	8.3	10.1	5.7	
2	0.7	2.0	5.0	6.0	3.2	
3	0.3	1.1	2.4	2.9	1.6	
4	0.2	1.2	4.6	4.8	2.5	
N of Valid	3506	4138	3599	2529	13772	
N of Miss	148	62	33	31	274	

Table 59: Think of your four best friends (the friends you feel closest to). In the past year (12 months), how many of your best friends have: used LSD, cocaine, amphetamines, or other illegal drugs?






Response	6	8	10	12	Total	
0	97.4	91.5	85.4	83.2	89.9	
1	1.5	5.0	7.1	8.2	5.2	
2	0.6	1.4	3.4	4.5	2.3	
3	0.2	1.1	1.8	1.2	1.1	
4	0.3	1.0	2.3	2.8	1.5	
N of Valid	3506	4138	3588	2529	13761	
N of Miss	148	62	44	31	285	

Table 60: Think of your four best friends (the friends you feel closest to). In the past year (12 months), how many of your best friends have: tried to do well in school?






Response	6	8	10	12	Total	
0	1.9	2.9	3.2	3.9	2.9	
1	3.0	3.9	6.2	4.8	4.4	
2	5.8	9.3	12.5	14.5	10.2	
3	14.1	20.2	21.9	20.4	19.1	
4	75.3	63.8	56.1	56.4	63.4	
N of Valid	3547	4141	3593	2527	13808	
N of Miss	107	59	39	33	238	

Table 61: Think of your four best friends (the friends you feel closest to). In the past year (12 months), how many of your best friends have: been suspended from school?






Response	6	8	10	12	Total	
0	73.9	63.0	67.8	75.5	69.3	
1	16.2	18.5	16.3	13.0	16.3	
2	5.5	8.9	7.7	6.3	7.3	
3	1.6	4.2	3.4	2.1	2.9	
4	2.8	5.4	4.8	3.2	4.2	
N of Valid	3526	4134	3596	2530	13786	
N of Miss	128	66	36	30	260	

Table 62: Think of your four best friends (the friends you feel closest to). In the past year (12 months), how many of your best friends have: liked school?






Response	6	8	10	12	Total	
0	11.1	17.8	24.3	25.0	19.1	
1	9.4	11.9	13.3	13.4	11.9	
2	20.3	22.8	23.8	26.4	23.1	
3	24.6	22.6	19.3	18.4	21.5	
4	34.6	25.0	19.3	16.8	24.5	
N of Valid	3545	4150	3599	2522	13816	
N of Miss	109	50	33	38	230	

Table 63: Think of your four best friends (the friends you feel closest to). In the past year (12 months), how many of your best friends have: carried a handgun?






Response	6	8	10	12	Total	
0	95.1	94.9	94.0	94.0	94.5	
1	2.7	2.8	3.3	2.6	2.9	
2	1.0	1.1	1.1	1.6	1.1	
3	0.5	0.6	0.6	0.7	0.6	
4	0.8	0.7	1.0	1.1	0.9	
N of Valid	3542	4146	3598	2529	13815	
N of Miss	112	54	34	31	231	

Table 64: Think of your four best friends (the friends you feel closest to). In the past year (12 months), how many of your best friends have: sold illegal drugs?






Response	6	8	10	12	Total	
0	97.9	91.3	81.4	79.7	88.3	
1	1.3	4.9	8.7	10.5	6.0	
2	0.4	1.9	4.8	4.9	2.8	
3	0.1	0.7	2.2	2.2	1.2	
4	0.2	1.2	2.9	2.7	1.7	
N of Valid	3506	4135	3586	2519	13746	
N of Miss	148	65	46	41	300	

Table 65: Think of your four best friends (the friends you feel closest to). In the past year (12 months), how many of your best friends have: regularly attended religious services?






Response	6	8	10	12	Total	
0	25.1	18.0	17.4	21.4	20.2	
1	12.1	13.1	16.8	17.8	14.7	
2	16.4	20.1	22.5	23.1	20.4	
3	17.0	19.2	18.7	17.2	18.1	
4	29.4	29.7	24.6	20.4	26.6	
N of Valid	3390	4127	3593	2520	13630	
N of Miss	264	73	39	40	416	

Table 66: Think of your four best friends (the friends you feel closest to). In the past year (12 months), how many of your best friends have: stolen or tried to steal a motor vehicle such as a car or motorcycle?

Response	6	8	10	12	Total	
0	97.2	95.0	92.6	94.9	94.9	
1	1.9	2.8	4.2	2.7	2.9	
2	0.3	1.3	1.6	1.0	1.1	
3	0.1	0.5	0.7	0.8	0.5	
4	0.4	0.5	0.9	0.7	0.6	
N of Valid	3546	4148	3602	2520	13816	
N of Miss	108	52	30	40	230	

Table 67: Think of your four best friends (the friends you feel closest to). In the past year (12 months), how many of your best friends have: been arrested?

Response	6	8	10	12	Total	
0	95.1	85.4	78.9	80.8	85.3	
1	3.3	8.8	11.2	11.0	8.4	
2	0.9	3.0	5.4	4.8	3.4	
3	0.2	1.3	2.1	1.8	1.3	
4	0.5	1.5	2.4	1.7	1.5	
N of Valid	3537	4144	3599	2523	13803	
N of Miss	117	56	33	37	243	

Table 68: Think of your four best friends (the friends you feel closest to). In the past year (12 months), how many of your best friends have: dropped out of school?

Response	6	8	10	12	Total	
0	95.4	95.7	90.6	87.7	92.8	
1	3.0	2.7	6.2	8.4	4.8	
2	0.8	0.8	1.6	2.6	1.3	
3	0.3	0.3	0.8	0.5	0.5	
4	0.4	0.4	0.9	0.8	0.6	
N of Valid	3535	4150	3599	2521	13805	
N of Miss	119	50	33	39	241	

Table 69: Think of your four best friends (the friends you feel closest to). In the past year (12 months), how many of your best friends have: been members of a gang?






Response	6	8	10	12	Total	
0	92.0	88.8	89.0	92.2	90.3	
1	4.5	5.5	5.0	3.4	4.7	
2	1.5	2.2	2.4	2.0	2.0	
3	0.8	1.2	0.9	0.7	0.9	
4	1.2	2.3	2.7	1.7	2.0	
N of Valid	3535	4146	3602	2525	13808	
N of Miss	119	54	30	35	238	

Table 70: How old were you when you first: smoked marijuana?










Response	6	8	10	12	Total	
Never	98.8	90.2	73.7	64.6	83.5	
10 or younger	0.5	1.1	1.8	1.2	1.2	
11	0.4	1.6	1.7	1.3	1.3	
12	0.2	2.7	3.5	1.7	2.1	
13	0.0	3.6	4.1	3.4	2.8	
14	0.0	0.6	7.2	5.8	3.1	
15	0.0	0.0	6.3	7.9	3.1	
16	0.0	0.0	1.5	8.3	1.9	
17 or older	0.0	0.0	0.2	5.7	1.1	
N of Valid	3546	4126	3580	2506	13758	
N of Miss	108	74	52	54	288	

Table 71: How old were you when you first: smoked a cigarette, even just a puff?










Response	6	8	10	12	Total	
Never	93.6	82.5	69.8	61.0	78.1	
10 or younger	4.1	7.1	7.2	6.8	6.3	
11	1.9	3.1	3.3	2.6	2.8	
12	0.3	3.3	3.8	2.9	2.6	
13	0.1	3.2	4.3	4.2	2.9	
14	0.0	0.7	5.5	4.8	2.5	
15	0.0	0.0	5.0	6.0	2.4	
16	0.0	0.0	1.0	6.7	1.5	
17 or older	0.1	0.0	0.1	5.0	1.0	
N of Valid	3560	4136	3599	2520	13815	
N of Miss	94	64	33	40	231	

Table 72: How old were you when you first: had more than a sip or two of beer, wine or hard liquor (for example, vodka, whiskey, or gin)?










Response	6	8	10	12	Total	
Never	85.3	68.4	46.4	36.5	61.2	
10 or younger	9.6	10.2	8.0	6.6	8.8	
11	4.3	5.3	3.7	3.4	4.3	
12	0.7	6.6	5.5	3.9	4.3	
13	0.1	8.0	8.2	6.3	5.7	
14	0.0	1.5	12.2	7.6	5.0	
15	0.0	0.1	13.3	11.6	5.6	
16	0.0	0.0	2.4	14.4	3.3	
17 or older	0.0	0.0	0.2	9.8	1.9	
N of Valid	3548	4137	3600	2523	13808	
N of Miss	106	63	32	37	238	

Table 73: How old were you when you first: began drinking alcoholic beverages regularly, that is, at least once or twice a month?










Response	6	8	10	12	Total	
Never	98.7	93.7	80.2	70.3	87.2	
10 or younger	0.6	0.9	0.7	0.6	0.7	
11	0.5	0.9	0.8	0.3	0.7	
12	0.2	1.4	1.2	1.0	1.0	
13	0.1	2.3	2.7	1.8	1.7	
14	0.0	0.7	4.7	2.5	1.9	
15	0.0	0.1	7.4	5.4	2.9	
16	0.0	0.0	2.0	9.8	2.3	
17 or older	0.1	0.0	0.2	8.2	1.6	
N of Valid	3565	4148	3602	2522	13837	
N of Miss	89	52	30	38	209	

Table 74: How old were you when you first: used Daztrex?


Response	6	8	10	12	Total	
Never	100.0	100.0	100.0	100.0	100.0	
10 or younger	0.0	0.0	0.0	0.0	0.0	
11	0.0	0.0	0.0	0.0	0.0	
12	0.0	0.0	0.0	0.0	0.0	
13	0.0	0.0	0.0	0.0	0.0	
14	0.0	0.0	0.0	0.0	0.0	
15	0.0	0.0	0.0	0.0	0.0	
16	0.0	0.0	0.0	0.0	0.0	
17 or older	0.0	0.0	0.0	0.0	0.0	
N of Valid	3417	4112	3596	2517	13642	
N of Miss	237	88	36	43	404	

Table 75: How old were you when you first: got suspended from school?


Response	6	8	10	12	Total	
Never	90.1	82.3	80.2	80.8	83.5	
10 or younger	6.5	4.8	4.5	3.8	5.0	
11	2.6	3.4	2.3	1.6	2.6	
12	0.6	5.0	3.5	2.1	3.0	
13	0.1	3.6	3.4	3.0	2.5	
14	0.0	0.7	3.3	2.9	1.6	
15	0.0	0.0	2.4	2.9	1.2	
16	0.0	0.0	0.3	1.9	0.4	
17 or older	0.0	0.0	0.1	0.9	0.2	
N of Valid	3556	4147	3598	2518	13819	
N of Miss	98	53	34	42	227	

Table 76: How old were you when you first: got arrested?


Response	6	8	10	12	Total	
Never	99.2	96.1	92.3	92.1	95.2	
10 or younger	0.4	0.7	0.5	0.5	0.5	
11	0.3	0.6	0.5	0.1	0.4	
12	0.1	0.9	0.7	0.2	0.5	
13	0.0	1.0	1.8	0.9	0.9	
14	0.0	0.5	1.9	1.2	0.9	
15	0.0	0.0	1.9	1.0	0.7	
16	0.0	0.0	0.3	2.1	0.5	
17 or older	0.0	0.0	0.1	1.9	0.4	
N of Valid	3553	4150	3604	2519	13826	
N of Miss	101	50	28	41	220	

Table 77: How old were you when you first: carried a handgun?










Response	6	8	10	12	Total	
Never	96.4	96.5	96.4	95.3	96.2	
10 or younger	1.9	1.1	1.2	1.5	1.4	
11	1.3	0.7	0.4	0.4	0.7	
12	0.4	0.8	0.4	0.4	0.5	
13	0.0	0.6	0.5	0.4	0.4	
14	0.0	0.3	0.5	0.3	0.3	
15	0.0	0.1	0.4	0.4	0.2	
16	0.0	0.0	0.2	0.6	0.2	
17 or older	0.0	0.0	0.0	0.7	0.1	
N of Valid	3543	4134	3604	2516	13797	
N of Miss	111	66	28	44	249	

Table 78: How old were you when you first: attacked someone with the idea of seriously hurting them?










Response	6	8	10	12	Total	
Never	92.0	87.0	86.0	87.5	88.1	
10 or younger	4.8	3.7	3.1	2.4	3.6	
11	2.4	2.4	1.6	1.0	1.9	
12	0.7	2.6	1.5	1.0	1.5	
13	0.1	3.1	2.3	1.5	1.8	
14	0.0	1.1	2.5	1.7	1.3	
15	0.0	0.1	2.3	1.7	1.0	
16	0.0	0.0	0.6	1.8	0.5	
17 or older	0.0	0.0	0.1	1.5	0.3	
N of Valid	3554	4143	3608	2519	13824	
N of Miss	100	57	24	41	222	

Table 79: How old were you when you first: belonged to a gang?










Response	6	8	10	12	Total	
Never	97.6	96.1	96.2	97.4	96.7	
10 or younger	1.3	0.7	0.6	0.8	0.8	
11	0.9	0.9	0.5	0.2	0.7	
12	0.3	0.9	0.2	0.2	0.4	
13	0.0	0.9	0.7	0.4	0.5	
14	0.0	0.4	0.8	0.4	0.4	
15	0.0	0.0	0.6	0.2	0.2	
16	0.0	0.0	0.3	0.2	0.1	
17 or older	0.0	0.0	0.0	0.2	0.1	
N of Valid	3555	4145	3608	2520	13828	
N of Miss	99	55	24	40	218	

Table 80: How wrong do you think it is for someone your age to: take a handgun to school?





Response	6	8	10	12	Total	
Very wrong	93.0	86.1	87.5	90.0	88.9	
Wrong	5.5	10.9	9.8	7.3	8.6	
A little bit wrong	1.2	2.3	1.9	1.9	1.8	
Not wrong at all	0.3	0.7	0.9	0.7	0.7	
N of Valid	3589	4176	3614	2532	13911	
N of Miss	65	24	18	28	135	

Table 81: How wrong do you think it is for someone your age to: steal anything worth more than \$5?





Response	6	8	10	12	Total	
Very wrong	68.0	55.8	54.0	60.7	59.4	
Wrong	24.7	32.8	33.0	29.1	30.1	
A little bit wrong	6.4	9.8	10.7	8.4	8.9	
Not wrong at all	0.8	1.6	2.3	1.8	1.6	
N of Valid	3576	4170	3609	2528	13883	
N of Miss	78	30	23	32	163	

Table 82: How wrong do you think it is for someone your age to: pick a fight with someone?





Response	6	8	10	12	Total	
Very wrong	60.0	39.7	33.7	41.4	43.7	
Wrong	28.0	35.0	34.6	33.1	32.7	
A little bit wrong	10.0	20.4	25.7	21.2	19.3	
Not wrong at all	2.1	4.9	6.0	4.3	4.4	
N of Valid	3566	4150	3601	2515	13832	
N of Miss	88	50	31	45	214	

Table 83: How wrong do you think it is for someone your age to: attack someone with the idea of seriously hurting them?





Response	6	8	10	12	Total	
Very wrong	86.2	72.4	64.9	69.1	73.4	
Wrong	10.1	18.4	23.5	21.4	18.1	
A little bit wrong	2.7	6.8	8.9	7.6	6.4	
Not wrong at all	1.0	2.3	2.7	1.9	2.0	
N of Valid	3571	4158	3603	2521	13853	
N of Miss	83	42	29	39	193	

Table 84: How wrong do you think it is for someone your age to: stay away from school all day when their parents think they are at school?





Response	6	8	10	12	Total	
Very wrong	85.3	65.0	46.0	39.6	60.7	
Wrong	11.4	24.4	33.6	31.6	24.8	
A little bit wrong	2.5	8.3	16.3	23.8	11.7	
Not wrong at all	0.8	2.2	4.0	5.0	2.8	
N of Valid	3573	4169	3609	2524	13875	
N of Miss	81	31	23	36	171	

Table 85: How wrong do you think it is for someone your age to: drink beer, wine or hard liquor (for example, vodka, whiskey, or gin) regularly?

Response	6	8	10	12	Total	
Very wrong	90.5	72.1	48.7	39.9	64.9	
Wrong	7.1	16.1	23.2	25.3	17.3	
A little bit wrong	1.6	8.3	19.1	24.0	12.2	
Not wrong at all	0.8	3.6	9.0	10.8	5.6	
N of Valid	3581	4163	3605	2527	13876	
N of Miss	73	37	27	33	170	

Table 86: How wrong do you think it is for someone your age to: smoke cigarettes?

Response	6	8	10	12	Total	
Very wrong	92.1	78.3	62.0	53.1	73.0	
Wrong	5.9	14.6	20.1	21.4	15.0	
A little bit wrong	1.4	5.0	11.6	14.1	7.4	
Not wrong at all	0.7	2.1	6.4	11.4	4.5	
N of Valid	3572	4165	3608	2525	13870	
N of Miss	82	35	24	35	176	

Table 87: How wrong do you think it is for someone your age to: smoke marijuana?

Response	6	8	10	12	Total	
Very wrong	95.1	78.7	57.8	49.6	72.2	
Wrong	3.1	10.3	15.1	18.0	11.1	
A little bit wrong	1.0	6.0	13.1	16.1	8.4	
Not wrong at all	0.7	4.9	13.9	16.4	8.3	
N of Valid	3561	4154	3606	2524	13845	
N of Miss	93	46	26	36	201	

Table 88: How wrong do you think it is for someone your age to: use prescription drugs or non-prescription drugs for the purpose of getting high?


Response	6	8	10	12	Total	
Very wrong	94.3	86.7	75.8	72.6	83.2	
Wrong	4.6	8.9	16.0	18.0	11.3	
A little bit wrong	0.7	3.1	5.3	6.7	3.7	
Not wrong at all	0.4	1.3	3.0	2.7	1.8	
N of Valid	3566	4162	3610	2530	13868	
N of Miss	88	38	22	30	178	

Table 89: How wrong do you think it is for someone your age to: use synthetic marijuana (K2, spice) or bath salts?


Response	6	8	10	12	Total	
Very wrong	94.9	87.7	78.6	78.5	85.5	
Wrong	3.5	7.8	13.3	14.0	9.3	
A little bit wrong	1.0	2.8	4.7	4.8	3.2	
Not wrong at all	0.6	1.6	3.3	2.7	2.0	
N of Valid	3540	4157	3613	2527	13837	
N of Miss	114	43	19	33	209	

Table 90: How wrong do you think it is for someone your age to: use LSD, cocaine, amphetamines or another illegal drug?


Response	6	8	10	12	Total	
Very wrong	97.2	91.6	86.9	85.8	90.8	
Wrong	2.2	5.6	8.7	8.9	6.1	
A little bit wrong	0.3	1.6	2.5	3.1	1.8	
Not wrong at all	0.3	1.2	1.9	2.1	1.3	
N of Valid	3564	4166	3611	2530	13871	
N of Miss	90	34	21	30	175	

Table 91: At school during the past 12 months, did you receive help from the resource teacher, speech therapist or other special education teacher?



Response	6	8	10	12	Total	
No	76.2	83.7	89.5	90.9	84.7	
Yes	23.8	16.3	10.5	9.1	15.3	
N of Valid	3224	3796	3381	2403	12804	
N of Miss	430	404	251	157	1242	

Table 92: How many times in the past year (12 months) have you: been suspended from school?









Response	6	8	10	12	Total	
Never	92.8	88.4	89.8	93.5	90.8	
1 to 2 times	6.2	9.0	7.8	5.1	7.3	
3 to 5 times	0.7	1.5	1.5	0.9	1.2	
6 to 9 times	0.1	0.5	0.4	0.2	0.3	
10 to 19 times	0.0	0.3	0.2	0.1	0.1	
20 to 29 times	0.0	0.0	0.1	0.0	0.0	
30 to 39 times	0.0	0.0	0.0	0.0	0.0	
40+ times	0.1	0.2	0.2	0.1	0.1	
N of Valid	3564	4149	3601	2527	13841	
N of Miss	90	51	31	33	205	

Table 93: How many times in the past year (12 months) have you: carried a handgun?









Response	6	8	10	12	Total	
Never	96.5	96.6	96.8	96.3	96.6	
1 to 2 times	1.7	1.4	1.4	1.4	1.5	
3 to 5 times	0.7	0.7	0.7	0.7	0.7	
6 to 9 times	0.3	0.4	0.2	0.5	0.4	
10 to 19 times	0.1	0.1	0.3	0.1	0.2	
20 to 29 times	0.2	0.1	0.1	0.2	0.2	
30 to 39 times	0.1	0.0	0.1	0.0	0.1	
40+ times	0.2	0.5	0.4	0.7	0.4	
N of Valid	3546	4148	3603	2525	13822	
N of Miss	108	52	29	35	224	

Table 94: How many times in the past year (12 months) have you: sold illegal drugs?









Response	6	8	10	12	Total	
Never	99.8	98.1	93.9	93.4	96.6	
1 to 2 times	0.1	1.0	2.8	2.3	1.5	
3 to 5 times	0.0	0.3	0.9	1.4	0.6	
6 to 9 times	0.0	0.2	0.6	0.6	0.3	
10 to 19 times	0.0	0.1	0.5	0.8	0.3	
20 to 29 times	0.0	0.1	0.2	0.4	0.2	
30 to 39 times	0.0	0.0	0.1	0.1	0.0	
40+ times	0.0	0.1	0.9	1.2	0.5	
N of Valid	3518	4113	3592	2518	13741	
N of Miss	136	87	40	42	305	

Table 95: How many times in the past year (12 months) have you: stolen or tried to steal a motor vehicle such as a car or motorcycle?









Response	6	8	10	12	Total	
Never	99.2	98.7	98.1	98.6	98.7	
1 to 2 times	0.5	0.8	1.1	0.8	0.8	
3 to 5 times	0.1	0.2	0.4	0.1	0.2	
6 to 9 times	0.1	0.1	0.1	0.2	0.1	
10 to 19 times	0.1	0.0	0.1	0.1	0.1	
20 to 29 times	0.0	0.0	0.1	0.0	0.0	
30 to 39 times	0.0	0.0	0.0	0.0	0.0	
40+ times	0.0	0.1	0.1	0.2	0.1	
N of Valid	3548	4130	3597	2524	13799	
N of Miss	106	70	35	36	247	

Table 96: How many times in the past year (12 months) have you: participated in clubs, organizations or activities at school?









Response	6	8	10	12	Total	
Never	26.1	26.1	23.8	20.8	24.5	
1 to 2 times	28.2	21.5	16.9	14.3	20.7	
3 to 5 times	18.0	15.7	13.0	11.4	14.8	
6 to 9 times	9.3	9.4	8.9	8.6	9.1	
10 to 19 times	6.3	6.4	8.3	8.8	7.3	
20 to 29 times	3.6	4.3	5.7	6.8	4.9	
30 to 39 times	1.3	2.1	2.6	3.4	2.2	
40+ times	7.3	14.6	20.8	25.8	16.4	
N of Valid	3525	4129	3594	2520	13768	
N of Miss	129	71	38	40	278	

Table 97: How many times in the past year (12 months) have you: been arrested?









Response	6	8	10	12	Total	
Never	99.0	96.6	95.0	95.2	96.6	
1 to 2 times	0.8	2.7	3.9	3.7	2.7	
3 to 5 times	0.1	0.4	0.6	0.6	0.4	
6 to 9 times	0.0	0.1	0.3	0.1	0.1	
10 to 19 times	0.0	0.0	0.1	0.1	0.1	
20 to 29 times	0.0	0.0	0.0	0.0	0.0	
30 to 39 times	0.0	0.0	0.0	0.0	0.0	
40+ times	0.0	0.1	0.1	0.2	0.1	
N of Valid	3537	4128	3589	2514	13768	
N of Miss	117	72	43	46	278	

Table 98: How many times in the past year (12 months) have you: attacked someone with the idea of seriously hurting them?


Response	6	8	10	12	Total	
Never	92.9	89.4	89.9	92.9	91.1	
1 to 2 times	4.4	7.4	6.5	4.6	5.9	
3 to 5 times	1.5	1.6	1.9	1.2	1.6	
6 to 9 times	0.5	0.5	0.8	0.5	0.6	
10 to 19 times	0.3	0.4	0.3	0.4	0.3	
20 to 29 times	0.0	0.2	0.2	0.1	0.1	
30 to 39 times	0.1	0.1	0.1	0.1	0.1	
40+ times	0.3	0.3	0.4	0.2	0.3	
N of Valid	3554	4135	3599	2518	13806	
N of Miss	100	65	33	42	240	

Table 99: How many times in the past year (12 months) have you: been drunk or high at school?


Response	6	8	10	12	Total	
Never	98.7	94.0	86.7	83.4	91.4	
1 to 2 times	0.8	3.5	6.3	5.4	3.9	
3 to 5 times	0.2	0.9	2.0	3.3	1.5	
6 to 9 times	0.1	0.7	1.6	2.2	1.0	
10 to 19 times	0.0	0.4	1.3	1.3	0.7	
20 to 29 times	0.0	0.1	0.5	1.0	0.4	
30 to 39 times	0.1	0.1	0.4	0.4	0.2	
40+ times	0.1	0.3	1.2	3.0	1.0	
N of Valid	3529	4130	3598	2519	13776	
N of Miss	125	70	34	41	270	

Table 100: How many times in the past year (12 months) have you: taken a handgun to school?









Response	6	8	10	12	Total	
Never	99.7	99.2	99.6	99.5	99.5	
1 to 2 times	0.2	0.4	0.2	0.1	0.2	
3 to 5 times	0.0	0.0	0.1	0.1	0.1	
6 to 9 times	0.0	0.1	0.1	0.1	0.1	
10 to 19 times	0.0	0.1	0.0	0.0	0.0	
20 to 29 times	0.0	0.0	0.0	0.0	0.0	
30 to 39 times	0.0	0.0	0.0	0.0	0.0	
40+ times	0.0	0.1	0.1	0.2	0.1	
N of Valid	3537	4126	3600	2519	13782	
N of Miss	117	74	32	41	264	

Table 101: Are you currently on probation, or assigned a probation officer with Juvenile Court?



Response	6	8	10	12	Total	
No	99.1	97.6	97.0	98.0	97.9	
Yes	0.9	2.4	3.0	2.0	2.1	
N of Valid	3117	3718	3355	2400	12590	
N of Miss	537	482	277	160	1456	

Table 102: Have you ever belonged to a gang?






Response	6	8	10	12	Total	
No	95.1	94.0	94.2	95.4	94.6	
No, but would like to	1.2	1.3	1.5	1.1	1.3	
Yes, in the past	2.6	2.9	2.7	2.2	2.6	
Yes, belong now	0.9	1.6	1.4	1.1	1.3	
Yes, but would like to get out	0.1	0.2	0.2	0.2	0.2	
N of Valid	3586	4166	3606	2526	13884	
N of Miss	68	34	26	34	162	

Table 103: If you have ever belonged to a gang, did that gang have a name?




Response	6	8	10	12	Total	
No	6.8	6.4	8.4	10.2	7.7	
Yes	3.0	4.4	4.4	3.6	3.9	
I have never belonged to a gang	90.2	89.2	87.2	86.2	88.4	
N of Valid	3553	4128	3568	2494	13743	
N of Miss	101	72	64	66	303	

Table 104: You are at a party at someone's house, and one of your friends offers you a drink containing alcohol. What would you say or do?





Response	6	8	10	12	Total	
Drink it	3.5	15.0	32.9	39.8	21.3	
Tell your friend, 'No thanks, I don't drink' and suggest that you and your friend go and do something else	48.7	44.0	31.1	25.9	38.5	
Just say, 'No thanks' and walk away	29.9	26.0	27.3	27.5	27.6	
Make up a good excuse, tell your friend you had something else to do, and leave	18.0	15.0	8.6	6.9	12.6	
N of Valid	3541	4131	3586	2522	13780	
N of Miss	113	69	46	38	266	

Table 105: How often do you attend religious services or activities?





Response	6	8	10	12	Total	
Never	19.0	14.0	16.3	19.0	16.8	
Rarely	22.7	21.1	21.9	26.2	22.7	
1-2 Times a Month	13.1	13.1	15.2	14.2	13.8	
About Once a Week or More	45.1	51.8	46.6	40.6	46.7	
N of Valid	3461	4142	3596	2526	13725	
N of Miss	193	58	36	34	321	

Table 106: I think sometimes it's okay to cheat at school.

Response	6	8	10	12	Total	
NO!	71.3	42.6	23.7	22.5	41.4	
no	22.9	40.5	43.4	40.6	36.7	
yes	5.1	15.2	28.8	32.5	19.3	
YES!	0.7	1.7	4.2	4.4	2.6	
N of Valid	3579	4162	3599	2524	13864	
N of Miss	75	38	33	36	182	

Table 107: It is important to think before you act.

Response	6	8	10	12	Total	
NO!	1.6	1.4	1.2	1.5	1.4	
no	2.0	3.6	2.9	2.1	2.7	
yes	24.2	35.2	40.0	36.1	33.8	
YES!	72.3	59.8	55.9	60.2	62.1	
N of Valid	3567	4154	3599	2523	13843	
N of Miss	87	46	33	37	203	

Table 108: Sometimes I think that life is not worth it.

Response	6	8	10	12	Total	
NO!	57.4	48.7	45.6	49.6	50.3	
no	23.0	24.4	27.1	27.1	25.3	
yes	14.3	19.5	20.5	18.9	18.3	
YES!	5.3	7.4	6.7	4.3	6.1	
N of Valid	3498	4123	3584	2513	13718	
N of Miss	156	77	48	47	328	

Table 109: At times I think I am no good at all.

Response	6	8	10	12	Total	
NO!	35.5	30.8	29.1	34.0	32.1	
no	25.2	27.9	30.0	28.9	28.0	
yes	28.9	29.9	31.5	29.7	30.0	
YES!	10.3	11.4	9.3	7.5	9.9	
N of Valid	3538	4131	3587	2515	13771	
N of Miss	116	69	45	45	275	

Table 110: All in all, I am inclined to think that I am a failure.

Response	6	8	10	12	Total	
NO!	54.0	46.1	45.1	49.3	48.4	
no	27.3	32.4	36.4	34.4	32.5	
yes	14.1	15.7	13.9	12.7	14.3	
YES!	4.6	5.8	4.6	3.6	4.8	
N of Valid	3501	4130	3589	2512	13732	
N of Miss	153	70	43	48	314	

Table 111: In the past year, have you felt depressed or sad MOST days, even if you felt okay sometimes?

Response	6	8	10	12	Total	
NO!	33.4	33.9	31.5	35.7	33.5	
no	25.2	26.1	28.7	29.2	27.1	
yes	28.9	26.1	26.0	24.4	26.5	
YES!	12.5	13.8	13.8	10.8	12.9	
N of Valid	3534	4134	3590	2518	13776	
N of Miss	120	66	42	42	270	

Table 112: It is all right to beat up people if they start the fight.





Response	6	8	10	12	Total	
NO!	59.0	36.9	27.3	29.1	38.7	
no	20.5	24.9	23.9	25.6	23.6	
yes	13.5	23.1	29.3	25.8	22.7	
YES!	7.0	15.1	19.5	19.5	15.0	
N of Valid	3544	4132	3590	2520	13786	
N of Miss	110	68	42	40	260	

Table 113: I think it is okay to take something without asking if you can get away with it.





Response	6	8	10	12	Total	
NO!	81.1	63.7	55.7	58.7	65.2	
no	16.2	31.4	37.3	35.3	29.8	
yes	2.0	3.9	5.3	4.7	3.9	
YES!	0.7	1.0	1.6	1.4	1.2	
N of Valid	3543	4141	3588	2519	13791	
N of Miss	111	59	44	41	255	

Table 114: Where do you get the most information about living a drug and alcohol free life? Parents/guardians





Response	6	8	10	12	Total	
All the time	45.9	41.6	38.3	34.7	40.6	
Most	26.3	28.5	29.6	30.3	28.6	
Some	16.6	19.1	20.3	21.6	19.2	
Very little	11.3	10.8	11.8	13.4	11.6	
N of Valid	3447	4095	3570	2511	13623	
N of Miss	207	105	62	49	423	

Table 115: Where do you get the most information about living a drug and alcohol free life? Friends





Response	6	8	10	12	Total	
All the time	16.6	13.9	10.1	10.5	13.0	
Most	16.2	17.8	17.9	17.5	17.4	
Some	26.8	31.2	32.2	33.2	30.7	
Very little	40.4	37.1	39.8	38.8	39.0	
N of Valid	3367	4060	3561	2496	13484	
N of Miss	287	140	71	64	562	

Table 116: Where do you get the most information about living a drug and alcohol free life? Family members





Response	6	8	10	12	Total	
All the time	37.1	31.8	25.8	22.2	29.8	
Most	25.3	27.1	27.0	28.6	26.9	
Some	21.5	23.6	27.1	27.1	24.6	
Very little	16.1	17.6	20.1	22.2	18.7	
N of Valid	3389	4073	3560	2496	13518	
N of Miss	265	127	72	64	528	

Table 117: Where do you get the most information about living a drug and alcohol free life? School





Response	6	8	10	12	Total	
All the time	55.4	45.9	30.1	24.1	40.1	
Most	26.4	31.1	31.7	30.5	30.0	
Some	10.2	14.9	24.4	29.1	18.8	
Very little	8.1	8.0	13.8	16.3	11.1	
N of Valid	3419	4084	3565	2498	13566	
N of Miss	235	116	67	62	480	

Table 118: Where do you get the most information about living a drug and alcohol free life? Internet





Response	6	8	10	12	Total	
All the time	11.4	8.2	6.9	6.9	8.4	
Most	11.2	12.3	10.7	10.0	11.2	
Some	21.1	27.6	26.3	26.1	25.3	
Very little	56.4	51.9	56.2	57.0	55.1	
N of Valid	3339	4039	3545	2490	13413	
N of Miss	315	161	87	70	633	

Table 119: Where do you get the most information about living a drug and alcohol free life? TV





Response	6	8	10	12	Total	
All the time	14.6	11.1	8.7	7.2	10.6	
Most	14.6	15.8	13.2	11.4	14.0	
Some	29.7	32.5	33.3	32.8	32.1	
Very little	41.0	40.6	44.8	48.7	43.3	
N of Valid	3362	4044	3541	2488	13435	
N of Miss	292	156	91	72	611	

Table 120: Where do you get the most information about living a drug and alcohol free life? Social media





Response	6	8	10	12	Total	
All the time	14.0	9.8	7.9	6.6	9.7	
Most	11.6	12.5	10.5	9.5	11.2	
Some	23.0	28.6	29.2	27.8	27.3	
Very little	51.3	49.1	52.5	56.1	51.8	
N of Valid	3233	4014	3528	2485	13260	
N of Miss	421	186	104	75	786	

Table 121: How much do you think people risk harming themselves (physically or in other ways) if they: smoked one or more packs of cigarettes per day?

Response	6	8	10	12	Total	
No risk	11.2	6.3	4.5	3.8	6.6	
Slight risk	6.8	6.9	6.6	6.4	6.7	
Moderate risk	16.4	19.4	20.4	20.0	19.0	
Great risk	65.6	67.5	68.6	69.8	67.7	
N of Valid	3485	4123	3574	2513	13695	
N of Miss	169	77	58	47	351	

Table 122: How much do you think people risk harming themselves (physically or in other ways) if they: try marijuana once or twice?

Response	6	8	10	12	Total	
No risk	12.8	16.7	29.5	37.0	22.8	
Slight risk	17.5	23.9	27.0	26.9	23.6	
Moderate risk	27.2	24.8	19.8	15.4	22.4	
Great risk	42.4	34.6	23.7	20.7	31.2	
N of Valid	3449	4103	3556	2502	13610	
N of Miss	205	97	76	58	436	

Table 123: How much do you think people risk harming themselves (physically or in other ways) if they: smoke marijuana once or twice a week?

Response	6	8	10	12	Total	
No risk	12.0	12.1	20.1	23.8	16.3	
Slight risk	7.5	13.3	18.1	20.0	14.3	
Moderate risk	19.9	21.3	23.7	22.4	21.8	
Great risk	60.5	53.3	38.2	33.9	47.6	
N of Valid	3422	4053	3539	2496	13510	
N of Miss	232	147	93	64	536	

Table 124: How much do you think people risk harming themselves (physically or in other ways) if they: take one or two drinks of an alcoholic beverage (beer, wine, liquor) nearly every day?


Response	6	8	10	12	Total	
No risk	12.8	9.3	9.4	9.4	10.2	
Slight risk	13.6	18.1	21.2	22.0	18.5	
Moderate risk	23.2	26.0	29.5	29.1	26.8	
Great risk	50.5	46.5	39.9	39.5	44.5	
N of Valid	3457	4100	3570	2506	13633	
N of Miss	197	100	62	54	413	

Table 125: How much do you think people risk harming themselves (physically or in other ways) if they: have five or more drinks of an alcoholic beverage once or twice each weekend?


Response	6	8	10	12	Total	
No risk	11.7	7.5	7.1	7.4	8.4	
Slight risk	8.4	10.6	14.7	17.0	12.3	
Moderate risk	20.8	24.0	27.4	27.9	24.8	
Great risk	59.1	57.9	50.8	47.8	54.5	
N of Valid	3459	4106	3556	2509	13630	
N of Miss	195	94	76	51	416	

Table 126: How much do you think people risk harming themselves (physically or in other ways) if they: use prescription drugs that are not prescribed to them?


Response	6	8	10	12	Total	
No risk	10.9	6.0	4.7	3.4	6.4	
Slight risk	3.9	4.3	6.4	8.5	5.5	
Moderate risk	15.2	17.0	19.5	22.2	18.2	
Great risk	70.0	72.7	69.4	65.9	69.9	
N of Valid	3431	4104	3563	2509	13607	
N of Miss	223	96	69	51	439	

Table 127: How much do you think people risk harming themselves (physically or in other ways) if they: use non-prescription drugs to get high?

Response	6	8	10	12	Total	
No risk	11.5	6.3	4.9	3.0	6.6	
Slight risk	4.1	4.9	6.5	7.5	5.6	
Moderate risk	11.4	16.4	18.8	19.6	16.4	
Great risk	73.1	72.4	69.8	69.8	71.4	
N of Valid	3436	4108	3560	2509	13613	
N of Miss	218	92	72	51	433	

Table 128: Have you ever used smokeless tobacco (chew, snuff, plug, dipping tobacco, or chewing tobacco)?

Response	6	8	10	12	Total	
Never	96.4	91.2	83.7	78.9	88.3	
Once or Twice	2.7	5.7	8.2	10.7	6.5	
Once in a while but not regularly	0.5	1.4	3.0	3.6	2.0	
Regularly in the past	0.1	0.7	1.8	2.1	1.1	
Regularly now	0.2	0.9	3.3	4.7	2.0	
N of Valid	3531	4127	3570	2509	13737	
N of Miss	123	73	62	51	309	

Table 129: How often have you taken smokeless tobacco during the past 30 days?

Response	6	8	10	12	Total	
Not at all	98.8	96.9	92.8	90.6	95.2	
Once or twice	0.9	1.5	2.7	3.2	2.0	
Once or twice per week	0.1	0.5	0.7	0.8	0.5	
Three to five times per week	0.0	0.3	0.6	0.4	0.3	
About once a day	0.1	0.2	0.9	1.1	0.5	
More than once a day	0.1	0.6	2.3	3.8	1.5	
N of Valid	3526	4127	3572	2507	13732	
N of Miss	128	73	60	53	314	

Table 130: Have you ever smoked cigarettes?

Response	6	8	10	12	Total	
Never	94.1	83.6	72.1	63.5	79.7	
Once or Twice	4.8	11.4	13.9	17.4	11.4	
Once in a while but not regularly	0.6	2.6	6.6	8.9	4.3	
Regularly in the past	0.4	1.3	3.7	4.3	2.2	
Regularly now	0.1	1.0	3.7	6.0	2.4	
N of Valid	3525	4121	3568	2507	13721	
N of Miss	129	79	64	53	325	

Table 131: How frequently have you smoked cigarettes during the past 30 days?

Response	6	8	10	12	Total	
Not at all	99.2	96.8	90.6	86.6	93.9	
Less than one cigarette per day	0.7	1.8	5.1	6.4	3.2	
One to five cigarettes per day	0.1	0.9	2.6	4.2	1.7	
About one-half pack per day	0.0	0.1	0.9	1.9	0.6	
About one pack per day	0.0	0.2	0.4	0.4	0.2	
About one and one-half packs per day	0.0	0.1	0.3	0.2	0.2	
Two packs or more per day	0.0	0.0	0.1	0.3	0.1	
N of Valid	3517	4122	3566	2504	13709	
N of Miss	137	78	66	56	337	

Table 132: Which statement best describes rules about smoking inside your home?

Response	6	8	10	12	Total	
Smoking is not allowed anywhere inside your home	73.4	73.0	77.4	77.9	75.1	
Smoking is allowed in some places and at some times	6.0	6.2	5.2	6.2	5.9	
Smoking is allowed anywhere inside the home	2.0	1.7	2.3	2.3	2.0	
There are no rules about smoking inside the home	3.1	4.9	5.3	5.8	4.7	
I don't know	15.5	14.2	9.8	7.6	12.2	
N of Valid	3503	4107	3564	2498	13672	
N of Miss	151	93	68	62	374	

Table 133: Which statement best describes rules about smoking in your family cars?







Response	6	8	10	12	Total	
Smoking is never allowed in any car	71.4	67.6	69.4	70.2	69.5	
Smoking is allowed sometimes or in some cars	9.2	9.6	9.7	10.5	9.7	
Smoking is allowed in any car anytime	2.1	2.9	4.0	3.9	3.2	
There are no rules about smoking in the car	3.6	6.0	7.0	6.9	5.8	
We do not have a family car	0.6	0.6	0.5	0.8	0.6	
I don't know	13.1	13.2	9.4	7.7	11.2	
N of Valid	3487	4098	3561	2499	13645	
N of Miss	167	102	71	61	401	

Table 134: During this school year, were you taught in any of your classes about the dangers of tobacco use?






Response	6	8	10	12	Total	
Strongly agree	44.7	30.7	14.7	10.4	26.3	
Agree	27.5	34.5	30.2	24.6	29.7	
Disagree	5.7	10.6	17.6	19.2	12.8	
Strongly disagree	4.7	8.4	19.2	28.5	14.0	
I don't know	17.4	15.9	18.2	17.3	17.2	
N of Valid	3402	4055	3531	2488	13476	
N of Miss	252	145	101	72	570	

Table 135: During the past 12 months, have you participated in any community activities to discourage people your age from using cigarettes, chewing tobacco, snuff, dip or cigars?






Response	6	8	10	12	Total	
Strongly agree	17.9	12.4	6.8	6.4	11.2	
Agree	16.7	16.7	12.8	11.3	14.7	
Disagree	14.1	20.5	24.4	21.2	20.1	
Strongly disagree	19.4	23.9	33.2	42.2	28.6	
I don't know	32.0	26.5	22.8	18.9	25.5	
N of Valid	3338	4034	3525	2481	13378	
N of Miss	316	166	107	79	668	

Table 136: Think back over the last two weeks. How many times have you had five or more alcoholic drinks in a row?


Response	6	8	10	12	Total	
None	98.3	93.4	84.8	79.8	89.9	
Once	1.0	3.4	6.3	7.7	4.3	
Twice	0.3	1.4	3.7	5.7	2.5	
3-5 times	0.2	0.9	2.8	4.0	1.8	
6-9 times	0.0	0.4	0.9	1.1	0.6	
10 or more times	0.3	0.5	1.4	1.7	0.9	
N of Valid	3445	4083	3551	2498	13577	
N of Miss	209	117	81	62	469	

Table 137: During the past 30 days, how many times did you ride in a car or other vehicle driven by someone who had been drinking alcohol or using drugs to get high?


Response	6	8	10	12	Total	
0 times	91.7	87.4	82.5	81.2	86.1	
1 time	4.5	5.4	7.1	7.0	5.9	
2 or 3 times	2.1	3.9	5.9	6.1	4.4	
4 or 5 times	0.3	1.3	1.8	2.6	1.4	
6 or more times	1.3	2.0	2.8	3.2	2.3	
N of Valid	3435	4070	3549	2492	13546	
N of Miss	219	130	83	68	500	

Table 138: During the past 30 days, how many times did you drive a car or other vehicle when you had been drinking alcohol or using drugs to get high?


Response	6	8	10	12	Total	
I did not drive a car in the past 30 days	56.1	61.0	41.9	20.4	47.1	
0 times	42.9	37.2	53.6	69.7	49.1	
1 time	0.7	0.9	1.8	3.6	1.6	
2 or 3 times	0.0	0.5	1.2	2.9	1.0	
4 or 5 times	0.0	0.1	0.5	1.2	0.4	
6 or more times	0.2	0.4	1.0	2.1	0.8	
N of Valid	3284	3955	3479	2485	13203	
N of Miss	370	245	153	75	843	

Table 139: If you drank alcohol (not just a sip or taste) in the past year, how did you usually get it?













Response	6	8	10	12	Total	
I did not drink alcohol in the past year	94.8	84.1	64.3	49.8	75.3	
I bought it myself with a fake ID	0.1	0.2	0.4	0.4	0.3	
I bought it myself without a fake ID	0.0	0.0	0.3	0.4	0.2	
I got it from someone I know age 21 or older	0.4	3.1	11.3	21.9	8.0	
I got it from someone I know under age 21	0.1	1.8	5.7	8.6	3.6	
I got it from my brother or sister	0.2	0.6	1.2	0.9	0.7	
I got it from home with my parents' permission	1.3	3.0	4.4	5.1	3.3	
I got it from home without my parents' permission	0.6	2.6	3.2	2.1	2.1	
I got it from another relative	0.7	1.3	1.5	2.0	1.3	
A stranger bought it for me	0.0	0.1	0.7	0.9	0.4	
I took it from a store or shop	0.1	0.1	0.2	0.2	0.1	
Other	1.7	3.0	6.7	7.7	4.5	
N of Valid	3381	4032	3484	2458	13355	
N of Miss	273	168	148	102	691	

Table 140: If you drank alcohol (not just a sip or taste) in the past year, where did you usually drink it?











Response	6	8	10	12	Total	
I did not drink alcohol in the past year	95.3	84.7	65.0	50.5	75.9	
at my home	2.4	5.8	10.0	12.2	7.2	
at someone else's home	1.3	6.5	19.5	30.8	13.1	
at an open area like a park, beach, field, back road, woods, or a street corner	0.4	1.5	3.1	3.2	1.9	
at a sporting event or concert	0.0	0.2	0.2	0.4	0.2	
at a restaurant, bar, or a nightclub	0.2	0.4	0.8	1.0	0.6	
at an empty building or a construction site	0.1	0.3	0.3	0.2	0.2	
at a hotel/motel	0.1	0.2	0.3	0.6	0.3	
in a car	0.0	0.2	0.5	0.5	0.3	
at school	0.1	0.4	0.5	0.6	0.4	
N of Valid	3350	3999	3465	2442	13256	
N of Miss	304	201	167	118	790	

Table 141: How do you feel about someone your age having one or two drinks of an alcoholic beverage nearly every day?


Response	6	8	10	12	Total	
Neither approve nor disapprove	17.7	20.6	27.4	27.8	23.0	
Somewhat disapprove	5.5	11.9	19.8	22.0	14.2	
Strongly disapprove	60.9	55.1	42.9	43.8	51.3	
Don't know or can't say	15.9	12.4	9.9	6.4	11.5	
N of Valid	3354	4025	3528	2483	13390	
N of Miss	300	175	104	77	656	

Table 142: On how many occasions have you had alcoholic beverages (beer, wine or hard liquor) to drink in your lifetime - more than just a few sips?


Response	6	8	10	12	Total	
0	91.3	76.6	54.0	41.2	67.9	
01/02/13	5.4	11.2	13.1	11.3	10.2	
03/05/13	1.8	4.5	9.3	10.2	6.1	
06/09/13	0.8	2.3	6.7	8.4	4.2	
10/19/13	0.4	2.6	6.4	9.4	4.3	
20-39	0.1	1.0	5.0	7.1	3.0	
40	0.2	1.7	5.5	12.4	4.3	
N of Valid	3430	4065	3531	2491	13517	
N of Miss	224	135	101	69	529	

Table 143: On how many occasions have you drunk one of more drinks of an alcoholic beverage during the past 30 days?


Response	6	8	10	12	Total	
0	98.5	92.3	80.3	71.5	86.9	
01/02/13	1.2	5.3	11.7	14.2	7.6	
03/05/13	0.1	1.2	4.2	6.4	2.7	
06/09/13	0.1	0.5	1.8	3.5	1.3	
10/19/13	0.0	0.5	1.4	2.7	1.0	
20-39	0.1	0.1	0.2	1.0	0.3	
40	0.0	0.1	0.4	0.6	0.3	
N of Valid	3425	4046	3528	2481	13480	
N of Miss	229	154	104	79	566	

Table 144: On how many occasions have you used marijuana (grass, pot) or hashish (hash, hash oil) in your lifetime?








Response	6	8	10	12	Total	
0	98.8	90.1	74.7	65.2	83.7	
01/02/13	0.7	3.2	6.1	6.8	4.0	
03/05/13	0.2	2.1	3.6	4.6	2.5	
06/09/13	0.1	1.0	3.0	3.8	1.8	
10/19/13	0.1	1.0	2.9	3.8	1.8	
20-39	0.1	0.8	2.3	3.2	1.4	
40	0.1	1.7	7.4	12.5	4.8	
N of Valid	3414	4039	3517	2483	13453	
N of Miss	240	161	115	77	593	

Table 145: On how many occasions have you used marijuana (grass, pot) or hashish (hash, hash oil) during the past 30 days?








Response	6	8	10	12	Total	
0	99.7	95.4	86.6	84.1	92.1	
01/02/13	0.2	2.2	5.1	4.7	2.9	
03/05/13	0.0	0.9	1.9	2.6	1.3	
06/09/13	0.1	0.5	1.7	1.9	1.0	
10/19/13	0.0	0.5	2.0	2.1	1.1	
20-39	0.0	0.1	1.1	1.6	0.6	
40	0.0	0.3	1.4	3.1	1.1	
N of Valid	3417	4045	3519	2485	13466	
N of Miss	237	155	113	75	580	

Table 146: On how many occasions have you used LSD or other psychedelics in your lifetime?








Response	6	8	10	12	Total	
0	99.9	99.4	97.1	95.3	98.1	
01/02/13	0.1	0.4	1.4	2.4	1.0	
03/05/13	0.0	0.2	0.7	0.9	0.4	
06/09/13	0.0	0.0	0.5	0.7	0.2	
10/19/13	0.0	0.0	0.2	0.4	0.1	
20-39	0.0	0.0	0.1	0.2	0.1	
40	0.0	0.0	0.0	0.2	0.0	
N of Valid	3375	4042	3527	2488	13432	
N of Miss	279	158	105	72	614	

Table 147: On how many occasions have you used LSD or other psychedelics during the past 30 days?

Response	6	8	10	12	Total	
0	99.9	99.7	99.0	98.5	99.3	
01/02/13	0.1	0.1	0.7	1.2	0.5	
03/05/13	0.0	0.1	0.2	0.2	0.1	
06/09/13	0.0	0.0	0.1	0.1	0.0	
10/19/13	0.0	0.0	0.0	0.0	0.0	
20-39	0.0	0.0	0.0	0.0	0.0	
40	0.0	0.0	0.1	0.0	0.0	
N of Valid	3375	4041	3528	2489	13433	
N of Miss	279	159	104	71	613	

Table 148: On how many occasions have you used cocaine or crack in your lifetime?

Response	6	8	10	12	Total	
0	99.7	98.8	98.0	97.4	98.5	
01/02/13	0.3	0.8	1.4	1.8	1.0	
03/05/13	0.1	0.2	0.1	0.2	0.1	
06/09/13	0.0	0.0	0.1	0.2	0.1	
10/19/13	0.0	0.0	0.2	0.2	0.1	
20-39	0.0	0.0	0.1	0.1	0.1	
40	0.0	0.1	0.1	0.2	0.1	
N of Valid	3414	4048	3527	2489	13478	
N of Miss	240	152	105	71	568	

Table 149: On how many occasions have you used cocaine or crack during the past 30 days?

Response	6	8	10	12	Total	
0	99.9	99.6	99.4	99.6	99.6	
01/02/13	0.1	0.2	0.3	0.3	0.2	
03/05/13	0.0	0.1	0.1	0.0	0.1	
06/09/13	0.0	0.0	0.1	0.0	0.0	
10/19/13	0.0	0.0	0.1	0.0	0.0	
20-39	0.0	0.0	0.0	0.0	0.0	
40	0.0	0.0	0.0	0.0	0.0	
N of Valid	3400	4045	3522	2486	13453	
N of Miss	254	155	110	74	593	

Table 150: On how many occasions have you sniffed glue, breathed the contents of an aerosol spray can, or inhaled other gases or sprays, in order to get high in your lifetime?








Response	6	8	10	12	Total	
0	95.7	91.1	92.3	93.1	93.0	
01/02/13	2.8	5.0	4.2	3.8	4.0	
03/05/13	0.7	1.7	1.7	1.2	1.4	
06/09/13	0.3	0.9	0.9	0.7	0.7	
10/19/13	0.2	0.4	0.4	0.6	0.4	
20-39	0.0	0.3	0.2	0.2	0.2	
40	0.2	0.5	0.3	0.4	0.4	
N of Valid	3404	4045	3520	2488	13457	
N of Miss	250	155	112	72	589	

Table 151: On how many occasions have you sniffed glue, breathed the contents of an aerosol spray can, or inhaled other gases or sprays, in order to get high during the past 30 days?








Response	6	8	10	12	Total	
0	98.3	96.7	98.2	98.8	97.9	
01/02/13	1.3	2.3	1.2	1.0	1.5	
03/05/13	0.2	0.6	0.3	0.1	0.3	
06/09/13	0.1	0.3	0.1	0.1	0.2	
10/19/13	0.0	0.0	0.1	0.0	0.1	
20-39	0.1	0.1	0.1	0.0	0.1	
40	0.0	0.0	0.0	0.0	0.0	
N of Valid	3403	4038	3522	2489	13452	
N of Miss	251	162	110	71	594	

Table 152: On how many occasions have you used Daztrex in your lifetime?


Response	6	8	10	12	Total	
0	100.0	100.0	100.0	100.0	100.0	
01/02/13	0.0	0.0	0.0	0.0	0.0	
03/05/13	0.0	0.0	0.0	0.0	0.0	
06/09/13	0.0	0.0	0.0	0.0	0.0	
10/19/13	0.0	0.0	0.0	0.0	0.0	
20-39	0.0	0.0	0.0	0.0	0.0	
40	0.0	0.0	0.0	0.0	0.0	
N of Valid	3348	4020	3520	2485	13373	
N of Miss	306	180	112	75	673	

Table 153: On how many occasions have you used Daztrex during the past 30 days?


Response	6	8	10	12	Total	
0	100.0	100.0	100.0	100.0	100.0	
01/02/13	0.0	0.0	0.0	0.0	0.0	
03/05/13	0.0	0.0	0.0	0.0	0.0	
06/09/13	0.0	0.0	0.0	0.0	0.0	
10/19/13	0.0	0.0	0.0	0.0	0.0	
20-39	0.0	0.0	0.0	0.0	0.0	
40	0.0	0.0	0.0	0.0	0.0	
N of Valid	3352	4017	3516	2483	13368	
N of Miss	302	183	116	77	678	

Table 154: On how many occasions have you used synthetic marijuana in your lifetime?








Response	6	8	10	12	Total	
0	99.4	96.6	89.7	84.5	93.3	
01/02/13	0.4	1.6	4.4	5.7	2.8	
03/05/13	0.1	0.7	2.2	3.1	1.4	
06/09/13	0.0	0.3	0.8	2.0	0.7	
10/19/13	0.0	0.2	1.1	2.1	0.8	
20-39	0.0	0.2	0.5	0.9	0.4	
40	0.0	0.4	1.3	1.8	0.8	
N of Valid	3395	4029	3518	2486	13428	
N of Miss	259	171	114	74	618	

Table 155: On how many occasions have you used synthetic marijuana during the past 30 days?


Response	6	8	10	12	Total	
0	99.8	98.7	97.8	97.7	98.6	
01/02/13	0.2	1.0	1.2	1.4	0.9	
03/05/13	0.0	0.1	0.2	0.2	0.1	
06/09/13	0.0	0.0	0.1	0.1	0.1	
10/19/13	0.0	0.0	0.3	0.2	0.1	
20-39	0.0	0.0	0.2	0.2	0.1	
40	0.0	0.0	0.1	0.2	0.1	
N of Valid	3389	4028	3523	2485	13425	
N of Miss	265	172	109	75	621	

Table 156: On how many occasions have you used methamphetamines (meth, speed, crank, crystal meth) in your lifetime?


Response	6	8	10	12	Total	
0	99.8	99.1	98.1	98.1	98.8	
01/02/13	0.1	0.4	1.0	0.9	0.6	
03/05/13	0.1	0.3	0.3	0.4	0.3	
06/09/13	0.0	0.1	0.2	0.1	0.1	
10/19/13	0.0	0.0	0.1	0.1	0.1	
20-39	0.0	0.0	0.1	0.2	0.1	
40	0.0	0.1	0.2	0.2	0.1	
N of Valid	3374	4024	3517	2484	13399	
N of Miss	280	176	115	76	647	

Table 157: On how many occasions have you used methamphetamines (meth, speed, crank, crystal meth) in the past 30 days?


Response	6	8	10	12	Total	
0	99.9	99.7	99.3	99.4	99.6	
01/02/13	0.1	0.2	0.3	0.2	0.2	
03/05/13	0.0	0.0	0.1	0.2	0.1	
06/09/13	0.0	0.0	0.1	0.1	0.0	
10/19/13	0.0	0.0	0.1	0.1	0.0	
20-39	0.0	0.0	0.1	0.0	0.0	
40	0.0	0.0	0.0	0.0	0.0	
N of Valid	3375	4029	3520	2485	13409	
N of Miss	279	171	112	75	637	

Table 158: On how many occasions have you used other chemical products (bath salts, plant food, etc.) in your lifetime?


Response	6	8	10	12	Total	
0	97.9	98.7	99.0	99.2	98.7	
01/02/13	1.4	0.8	0.5	0.3	0.8	
03/05/13	0.4	0.2	0.2	0.2	0.3	
06/09/13	0.1	0.0	0.2	0.0	0.1	
10/19/13	0.0	0.1	0.0	0.1	0.1	
20-39	0.1	0.0	0.0	0.1	0.1	
40	0.1	0.1	0.0	0.1	0.1	
N of Valid	3367	4022	3517	2484	13390	
N of Miss	287	178	115	76	656	

Table 159: On how many occasions have you used other chemical products (bath salts, plant food, etc.) during the past 30 days?


Response	6	8	10	12	Total	
0	99.2	99.4	99.5	99.7	99.4	
01/02/13	0.5	0.3	0.3	0.1	0.3	
03/05/13	0.1	0.1	0.0	0.1	0.1	
06/09/13	0.0	0.0	0.1	0.0	0.0	
10/19/13	0.0	0.0	0.0	0.0	0.0	
20-39	0.0	0.0	0.0	0.1	0.0	
40	0.1	0.0	0.0	0.0	0.0	
N of Valid	3367	4019	3520	2486	13392	
N of Miss	287	181	112	74	654	

Table 160: On how many occasions have you used heroin or other opiates in your lifetime?


Response	6	8	10	12	Total	
0	99.8	99.3	98.8	98.1	99.1	
01/02/13	0.1	0.5	0.5	0.6	0.4	
03/05/13	0.1	0.0	0.2	0.4	0.2	
06/09/13	0.0	0.0	0.3	0.2	0.1	
10/19/13	0.0	0.0	0.1	0.2	0.1	
20-39	0.0	0.0	0.0	0.2	0.0	
40	0.0	0.1	0.1	0.2	0.1	
N of Valid	3359	4024	3519	2484	13386	
N of Miss	295	176	113	76	660	

Table 161: On how many occasions have you used heroin or other opiates during the past 30 days?


Response	6	8	10	12	Total	
0	99.9	99.8	99.6	99.4	99.7	
01/02/13	0.1	0.1	0.3	0.2	0.1	
03/05/13	0.0	0.0	0.0	0.2	0.1	
06/09/13	0.0	0.0	0.1	0.1	0.1	
10/19/13	0.0	0.0	0.0	0.1	0.0	
20-39	0.0	0.0	0.1	0.0	0.0	
40	0.0	0.0	0.0	0.0	0.0	
N of Valid	3358	4019	3516	2486	13379	
N of Miss	296	181	116	74	667	

Table 162: On how many occasions have you used MDMA ('X', 'E', or ecstasy) in your lifetime?


Response	6	8	10	12	Total	
0	99.8	99.3	97.4	95.8	98.3	
01/02/13	0.1	0.5	1.4	2.5	1.0	
03/05/13	0.0	0.1	0.6	0.6	0.3	
06/09/13	0.0	0.1	0.2	0.3	0.1	
10/19/13	0.0	0.0	0.2	0.4	0.1	
20-39	0.0	0.0	0.1	0.1	0.1	
40	0.0	0.0	0.1	0.3	0.1	
N of Valid	3320	4012	3523	2485	13340	
N of Miss	334	188	109	75	706	

Table 163: On how many occasions have you used MDMA ('X', 'E', or ecstasy) during the past 30 days?


Response	6	8	10	12	Total	
0	99.9	99.7	99.1	98.8	99.4	
01/02/13	0.1	0.3	0.5	0.9	0.4	
03/05/13	0.0	0.0	0.3	0.1	0.1	
06/09/13	0.0	0.0	0.1	0.1	0.0	
10/19/13	0.0	0.0	0.0	0.1	0.0	
20-39	0.0	0.0	0.0	0.0	0.0	
40	0.0	0.0	0.0	0.0	0.0	
N of Valid	3322	4002	3517	2482	13323	
N of Miss	332	198	115	78	723	

Table 164: On how many occasions have you taken prescription drugs (such as Valium, Xanax, Ritalin, Adderall, OxyContin, Darvocet, or sleeping pills) not prescribed to you in your lifetime?








Response	6	8	10	12	Total	
0	98.2	95.3	87.9	84.6	92.1	
01/02/13	1.2	2.3	4.5	4.1	2.9	
03/05/13	0.2	1.0	2.4	3.5	1.6	
06/09/13	0.1	0.5	1.6	2.3	1.0	
10/19/13	0.1	0.2	1.6	1.8	0.8	
20-39	0.0	0.2	0.6	1.2	0.5	
40	0.2	0.4	1.3	2.5	1.0	
N of Valid	3351	4015	3519	2479	13364	
N of Miss	303	185	113	81	682	

Table 165: On how many occasions have you taken prescription drugs (such as Valium, Xanax, Ritalin, Adderall, OxyContin, Darvocet, or sleeping pills) not prescribed to you during the past 30 days?








Response	6	8	10	12	Total	
0	99.3	98.0	94.5	93.3	96.5	
01/02/13	0.4	1.4	3.1	3.1	1.9	
03/05/13	0.1	0.3	1.2	1.3	0.7	
06/09/13	0.0	0.2	0.7	1.2	0.5	
10/19/13	0.0	0.0	0.3	0.8	0.2	
20-39	0.1	0.0	0.1	0.2	0.1	
40	0.1	0.0	0.1	0.1	0.1	
N of Valid	3347	4015	3519	2481	13362	
N of Miss	307	185	113	79	684	

Table 166: On how many occasions have you taken non-prescription medicines such as diet pills (for example, Dietac, Dexatrim or Prolamine), stay-awake pills (for example No-Doz, Vivarin, or Wake), or cough or cold medicines (robos, DXM, etc.) to get high in your lifetime?








Response	6	8	10	12	Total	
0	98.9	97.5	94.9	93.4	96.4	
01/02/13	0.7	1.2	1.9	2.3	1.5	
03/05/13	0.2	0.4	1.2	1.2	0.7	
06/09/13	0.0	0.3	0.8	1.0	0.5	
10/19/13	0.0	0.3	0.5	0.8	0.4	
20-39	0.1	0.1	0.3	0.6	0.2	
40	0.1	0.2	0.4	0.8	0.3	
N of Valid	3349	4015	3512	2484	13360	
N of Miss	305	185	120	76	686	

Table 167: On how many occasions have you taken non-prescription medicines such as diet pills (for example, Dietac, Dexatrim or Prolamine), stay-awake pills (for example No-Doz, Vivarin, or Wake), or cough or cold medicines (robos, DXM, etc.) to get high during the past 30 days?







Response	6	8	10	12	Total	
0	99.4	98.7	97.9	97.7	98.5	
01/02/13	0.4	0.9	1.2	1.0	0.9	
03/05/13	0.1	0.2	0.3	0.7	0.3	
06/09/13	0.1	0.1	0.4	0.4	0.2	
10/19/13	0.0	0.1	0.2	0.2	0.1	
20-39	0.0	0.0	0.0	0.0	0.0	
40	0.0	0.0	0.0	0.0	0.0	
N of Valid	3341	4012	3514	2480	13347	
N of Miss	313	188	118	80	699	

Table 168: On how many occasions have you been drunk or very high from drinking alcoholic beverages during the past 30 days?








Response	6	8	10	12	Total	
0	99.3	95.1	87.4	81.2	91.6	
01/02/13	0.4	3.1	6.4	9.8	4.5	
03/05/13	0.1	0.9	2.8	3.9	1.7	
06/09/13	0.0	0.6	1.6	2.3	1.0	
10/19/13	0.0	0.3	0.7	1.6	0.6	
20-39	0.0	0.1	0.5	0.6	0.3	
40	0.1	0.1	0.6	0.5	0.3	
N of Valid	3353	3999	3493	2473	13318	
N of Miss	301	201	139	87	728	

Table 169: On how many occasions have you drunk flavored alcoholic beverages, sometimes called 'alcopops' (like Mike's Hard Lemonade, Smirnoff Ice, Bacardi Breezers, etc.) in your lifetime?








Response	6	8	10	12	Total	
0	95.7	85.7	69.3	58.3	78.8	
01/02/13	3.0	7.1	10.7	10.4	7.6	
03/05/13	0.7	2.9	7.1	9.0	4.6	
06/09/13	0.2	1.5	5.2	6.5	3.1	
10/19/13	0.1	1.2	3.3	5.6	2.3	
20-39	0.0	0.8	1.9	3.8	1.4	
40	0.2	0.8	2.6	6.5	2.2	
N of Valid	3354	4009	3509	2478	13350	
N of Miss	300	191	123	82	696	

Table 170: On how many occasions have you drunk flavored alcoholic beverages, sometimes called 'alcopops' (like Mike's Hard Lemonade, Smirnoff Ice, Bacardi Breezers, etc.) during the past 30 days?








Response	6	8	10	12	Total	
0	98.7	94.9	87.8	83.2	91.8	
01/02/13	0.8	3.0	7.5	10.1	5.0	
03/05/13	0.2	1.3	2.4	3.7	1.8	
06/09/13	0.0	0.3	1.2	1.5	0.7	
10/19/13	0.0	0.3	0.6	0.7	0.4	
20-39	0.0	0.1	0.2	0.4	0.1	
40	0.1	0.1	0.3	0.4	0.2	
N of Valid	3352	4014	3513	2482	13361	
N of Miss	302	186	119	78	685	

Table 171: If you used prescription drugs or over the counter drugs without a doctor telling you to use it or for the purpose of getting high, where did you get these drugs?












Response	6	8	10	12	Total	
I did not use prescription drugs or over the counter drugs to get high.	98.8	96.6	90.4	87.9	93.9	
I bought it or took it from a store or shop.	0.1	0.2	0.8	0.8	0.4	
I got it from my parents with permission.	0.2	0.5	1.0	0.9	0.6	
I got it from home without permission.	0.1	0.6	1.7	1.7	1.0	
I got it from a relative with permission.	0.2	0.2	0.4	0.3	0.3	
I got it from a relative without permission.	0.1	0.0	0.2	0.2	0.1	
I got it from a friends home with permission.	0.0	0.4	0.5	1.1	0.4	
I got it from a friends home without permission.	0.0	0.1	0.3	0.1	0.1	
I got it from a friend while at school.	0.1	0.2	1.3	1.3	0.7	
I got it from a friend while at a party.	0.2	0.4	0.8	0.9	0.5	
I got it from a friend, elsewhere	0.2	0.8	2.6	4.6	1.9	
N of Valid	3262	3959	3474	2460	13155	
N of Miss	392	241	158	100	891	

Table 172: During the last month, about how many marijuana cigarettes, or the equivalent, did you smoke a day, on the average?


Response	6	8	10	12	Total	
None	98.9	94.4	86.5	84.7	91.7	
Less than 1 a day	0.7	2.6	5.8	6.7	3.7	
1 a day	0.1	1.1	2.2	2.3	1.4	
2-3 a day	0.2	1.0	2.6	2.8	1.6	
4-6 a day	0.0	0.5	1.5	1.7	0.9	
7-10 a day	0.0	0.2	0.6	0.7	0.3	
11 or more a day	0.1	0.3	0.8	1.1	0.5	
N of Valid	3307	3976	3482	2469	13234	
N of Miss	347	224	150	91	812	

Table 173: How wrong do your friends feel it would be for YOU to: drink alcohol?


Response	6	8	10	12	Total	
Very wrong	84.4	65.7	44.6	41.0	60.2	
Wrong	9.9	18.5	23.9	23.7	18.8	
A little bit wrong	3.7	9.2	18.0	20.6	12.3	
Not wrong at all	2.0	6.6	13.5	14.6	8.8	
N of Valid	3300	3969	3476	2471	13216	
N of Miss	354	231	156	89	830	

Table 174: How wrong do your friends feel it would be for YOU to: smoke tobacco?


Response	6	8	10	12	Total	
Very wrong	89.3	74.4	56.5	47.4	68.4	
Wrong	6.9	15.0	20.5	21.0	15.6	
A little bit wrong	2.2	6.3	11.2	15.5	8.3	
Not wrong at all	1.6	4.4	11.8	16.1	7.8	
N of Valid	3295	3965	3475	2466	13201	
N of Miss	359	235	157	94	845	

Table 175: How wrong do your friends feel it would be for YOU to: smoke marijuana?





Response	6	8	10	12	Total	
Very wrong	91.9	72.8	50.6	43.4	66.2	
Wrong	4.6	11.2	14.9	16.1	11.4	
A little bit wrong	1.8	8.2	15.2	18.2	10.3	
Not wrong at all	1.7	7.9	19.4	22.3	12.1	
N of Valid	3289	3962	3477	2467	13195	
N of Miss	365	238	155	93	851	

Table 176: How wrong do your friends feel it would be for YOU to: use prescription drugs not prescribed to you





Response	6	8	10	12	Total	
Very wrong	90.8	80.0	66.7	61.6	75.8	
Wrong	6.1	12.7	18.1	20.5	14.0	
A little bit wrong	1.7	3.9	8.3	10.5	5.7	
Not wrong at all	1.3	3.4	6.9	7.4	4.6	
N of Valid	3286	3966	3473	2468	13193	
N of Miss	368	234	159	92	853	

Table 177: How wrong would most adults (over 21) in your neighborhood think it is for kids your age: to use marijuana?





Response	6	8	10	12	Total	
Very wrong	90.4	80.0	68.2	63.4	76.4	
Wrong	6.3	12.5	18.4	22.3	14.3	
A little bit wrong	2.1	4.6	8.4	8.9	5.8	
Not wrong at all	1.2	2.8	5.0	5.5	3.5	
N of Valid	3272	3959	3461	2458	13150	
N of Miss	382	241	171	102	896	

Table 178: How wrong would most adults (over 21) in your neighborhood think it is for kids your age: to drink alcohol?





Response	6	8	10	12	Total	
Very wrong	85.6	73.5	58.6	51.3	68.4	
Wrong	9.2	15.3	22.1	26.2	17.6	
A little bit wrong	3.7	7.3	13.3	16.0	9.6	
Not wrong at all	1.4	3.9	6.0	6.6	4.4	
N of Valid	3266	3954	3463	2456	13139	
N of Miss	388	246	169	104	907	

Table 179: How wrong would most adults (over 21) in your neighborhood think it is for kids your age: to smoke cigarettes?





Response	6	8	10	12	Total	
Very wrong	86.5	75.7	64.9	54.0	71.5	
Wrong	8.2	14.8	19.7	23.5	16.1	
A little bit wrong	3.4	5.6	10.0	13.8	7.8	
Not wrong at all	1.9	3.9	5.4	8.8	4.7	
N of Valid	3266	3950	3464	2454	13134	
N of Miss	388	250	168	106	912	

Table 180: How much do each of the following statements describe your neighborhood? crime and/or drug selling





Response	6	8	10	12	Total	
NO!	82.4	72.0	64.6	66.8	71.6	
no	11.3	19.6	23.7	23.4	19.4	
yes	4.5	6.3	9.3	7.5	6.9	
YES!	1.8	2.1	2.4	2.4	2.2	
N of Valid	3211	3926	3457	2455	13049	
N of Miss	443	274	175	105	997	

Table 181: How much do each of the following statements describe your neighborhood? fights





Response	6	8	10	12	Total	
NO!	71.3	65.5	62.5	67.7	66.5	
no	16.1	21.5	25.0	23.7	21.5	
yes	9.6	10.3	9.9	7.0	9.4	
YES!	3.1	2.8	2.6	1.5	2.6	
N of Valid	3202	3916	3454	2454	13026	
N of Miss	452	284	178	106	1020	

Table 182: How much do each of the following statements describe your neighborhood? lots of empty or abandoned buildings





Response	6	8	10	12	Total	
NO!	75.1	69.5	65.5	70.8	70.1	
no	17.8	23.6	28.1	23.5	23.4	
yes	5.3	5.2	5.3	4.4	5.1	
YES!	1.8	1.6	1.1	1.3	1.4	
N of Valid	3190	3908	3452	2449	12999	
N of Miss	464	292	180	111	1047	

Table 183: How much do each of the following statements describe your neighborhood? lots of graffiti





Response	6	8	10	12	Total	
NO!	81.9	75.3	72.0	75.5	76.1	
no	13.7	18.9	23.4	20.9	19.2	
yes	2.9	4.1	3.4	2.4	3.3	
YES!	1.4	1.7	1.3	1.1	1.4	
N of Valid	3156	3897	3428	2438	12919	
N of Miss	498	303	204	122	1127	

Table 184: I feel safe in my neighborhood.





Response	6	8	10	12	Total	
NO!	6.8	5.9	4.3	3.6	5.3	
no	8.1	8.5	7.7	6.0	7.7	
yes	26.8	33.4	37.9	36.5	33.5	
YES!	58.3	52.3	50.1	53.9	53.5	
N of Valid	3208	3907	3437	2449	13001	
N of Miss	446	293	195	111	1045	

Table 185: If a kid smoked marijuana in your neighborhood would he or she be caught by the police?





Response	6	8	10	12	Total	
NO!	9.2	12.4	16.4	20.3	14.2	
no	16.3	30.0	45.8	47.8	34.2	
yes	32.4	31.2	24.7	21.1	27.9	
YES!	42.2	26.4	13.1	10.9	23.8	
N of Valid	3166	3882	3421	2441	12910	
N of Miss	488	318	211	119	1136	

Table 186: If a kid drank some beer, wine or hard liquor (for example, vodka, whiskey, or gin) in your neighborhood would he or she be caught by the police?





Response	6	8	10	12	Total	
NO!	10.4	15.2	20.8	24.8	17.3	
no	21.7	37.9	50.6	51.6	39.9	
yes	32.9	27.1	19.3	16.2	24.4	
YES!	35.0	19.8	9.3	7.3	18.4	
N of Valid	3165	3875	3421	2440	12901	
N of Miss	489	325	211	120	1145	

Table 187: If a kid carried a handgun in your neighborhood would he or she be caught by the police?





Response	6	8	10	12	Total	
NO!	9.4	11.0	13.7	16.0	12.3	
no	14.2	22.3	31.6	34.0	25.0	
yes	28.6	29.9	30.6	28.8	29.5	
YES!	47.9	36.7	24.0	21.2	33.2	
N of Valid	3164	3868	3419	2438	12889	
N of Miss	490	332	213	122	1157	

Table 188: If you wanted to get some cigarettes, how easy would it be for you to get some?





Response	6	8	10	12	Total	
Very hard	77.9	55.6	33.1	18.6	47.9	
Sort of hard	9.3	17.3	16.6	11.2	14.0	
Sort of easy	7.2	14.7	23.8	18.4	16.0	
Very easy	5.6	12.5	26.5	51.8	22.1	
N of Valid	3083	3854	3411	2443	12791	
N of Miss	571	346	221	117	1255	

Table 189: If you wanted to get some beer, wine or hard liquor (for example, vodka, whiskey, or gin), how easy would it be for you to get some?





Response	6	8	10	12	Total	
Very hard	75.5	49.5	26.3	16.4	43.2	
Sort of hard	11.5	16.9	16.4	14.6	15.0	
Sort of easy	7.2	17.2	25.9	29.4	19.4	
Very easy	5.9	16.3	31.5	39.7	22.3	
N of Valid	3073	3840	3408	2436	12757	
N of Miss	581	360	224	124	1289	

Table 190: If you wanted to get a drug like cocaine, LSD, or amphetamines, how easy would it be for you to get some?


Response	6	8	10	12	Total	
Very hard	93.2	83.2	66.7	56.8	76.1	
Sort of hard	3.7	9.2	18.1	22.1	12.7	
Sort of easy	1.7	4.4	8.5	12.3	6.3	
Very easy	1.4	3.2	6.7	8.9	4.8	
N of Valid	3063	3838	3410	2435	12746	
N of Miss	591	362	222	125	1300	

Table 191: If you wanted to get a handgun, how easy would it be for you to get one?


Response	6	8	10	12	Total	
Very hard	79.2	70.2	61.3	51.2	66.4	
Sort of hard	9.5	12.9	16.1	18.0	13.9	
Sort of easy	6.2	8.4	9.8	13.4	9.2	
Very easy	5.2	8.5	12.8	17.4	10.5	
N of Valid	3065	3838	3408	2436	12747	
N of Miss	589	362	224	124	1299	

Table 192: If you wanted to get some marijuana, how easy would it be for you to get some?


Response	6	8	10	12	Total	
Very hard	90.4	68.3	38.6	27.7	57.8	
Sort of hard	4.3	8.9	11.4	10.3	8.7	
Sort of easy	2.8	9.9	18.1	18.8	12.1	
Very easy	2.6	13.0	31.9	43.2	21.4	
N of Valid	3035	3799	3391	2429	12654	
N of Miss	619	401	241	131	1392	

Table 193: If you wanted to get prescription drugs for the purpose of getting high, how easy would it be for you to get some?





Response	6	8	10	12	Total	
Very hard	84.9	66.0	45.0	35.9	59.2	
Sort of hard	6.6	12.2	17.4	17.5	13.3	
Sort of easy	4.2	11.3	18.4	22.2	13.6	
Very easy	4.3	10.4	19.2	24.4	14.0	
N of Valid	3045	3823	3395	2428	12691	
N of Miss	609	377	237	132	1355	

Table 194: If you wanted to get synthetic marijuana such as K2 or chemical products such as bath salts to get high, how easy would it be for you to get some?





Response	6	8	10	12	Total	
Very hard	91.8	79.3	56.7	46.9	70.1	
Sort of hard	4.3	9.3	17.3	18.9	12.1	
Sort of easy	2.0	5.8	12.5	16.3	8.7	
Very easy	2.0	5.6	13.5	17.9	9.2	
N of Valid	3053	3824	3397	2431	12705	
N of Miss	601	376	235	129	1341	

Table 195: If you wanted to get steroids to enhance athletic performance, how easy would it be for you to get some?





Response	6	8	10	12	Total	
Very hard	89.9	81.2	65.5	58.6	74.7	
Sort of hard	5.6	11.1	18.1	20.3	13.4	
Sort of easy	2.7	4.2	9.2	11.7	6.6	
Very easy	1.8	3.5	7.2	9.4	5.2	
N of Valid	3041	3826	3403	2423	12693	
N of Miss	613	374	229	137	1353	

Table 196: During the past 12 months, have you participated in any alcohol prevention programs or seen any alcohol prevention messages in your school or community? Yes, a school-based program focused on preventing underage drinking and/or drinking and driving.



Response	6	8	10	12	Total	
No	69.2	73.7	84.1	84.5	77.2	
Yes	30.8	26.3	15.9	15.5	22.8	
N of Valid	3654	4200	3632	2560	14046	
N of Miss	0	0	0	0	0	

Table 197: During the past 12 months, have you participated in any alcohol prevention programs or seen any alcohol prevention messages in your school or community? Yes, a community-based program focused on preventing underage drinking and/or drinking and driving (for example, through your church or temple or through youth groups like Boys and Girls Club or 4-H).



Response	6	8	10	12	Total	
No	86.6	90.9	93.3	93.9	90.9	
Yes	13.4	9.1	6.7	6.1	9.1	
N of Valid	3654	4200	3632	2560	14046	
N of Miss	0	0	0	0	0	

Table 198: During the past 12 months, have you participated in any alcohol prevention programs or seen any alcohol prevention messages in your school or community? Yes, a media campaign addressing underage drinking and/or drinking and driving (for example, newspaper ads, posters, pamphlets, radio, TV).



Response	6	8	10	12	Total	
No	86.3	86.0	87.4	87.5	86.7	
Yes	13.7	14.0	12.6	12.5	13.3	
N of Valid	3654	4200	3632	2560	14046	
N of Miss	0	0	0	0	0	

Table 199: During the past 12 months, have you participated in any alcohol prevention programs or seen any alcohol prevention messages in your school or community? No



Response	6	8	10	12	Total	
No	55.7	45.2	33.2	32.3	42.5	
Yes	44.3	54.8	66.8	67.7	57.5	
N of Valid	3654	4200	3632	2560	14046	
N of Miss	0	0	0	0	0	

Table 200: How wrong do your parents feel it would be for YOU to: drink beer, wine or hard liquor (for example, vodka, whiskey or gin) regularly?

Response	6	8	10	12	Total	
Very wrong	92.4	87.1	79.9	74.1	84.0	
Wrong	4.9	8.3	12.9	16.2	10.2	
A little bit wrong	2.1	3.2	5.3	7.2	4.3	
Not wrong at all	0.6	1.4	1.9	2.5	1.5	
N of Valid	3146	3853	3420	2432	12851	
N of Miss	508	347	212	128	1195	

Table 201: How wrong do your parents feel it would be for YOU to: smoke tobacco?

Response	6	8	10	12	Total	
Very wrong	96.0	92.3	86.0	75.0	88.3	
Wrong	2.6	5.4	8.5	14.3	7.2	
A little bit wrong	1.0	1.4	3.6	6.6	2.8	
Not wrong at all	0.5	0.9	1.9	4.1	1.7	
N of Valid	3147	3855	3419	2434	12855	
N of Miss	507	345	213	126	1191	

Table 202: How wrong do your parents feel it would be for YOU to: smoke marijuana?

Response	6	8	10	12	Total	
Very wrong	97.5	91.8	84.4	78.4	88.7	
Wrong	1.3	4.3	8.1	11.4	5.9	
A little bit wrong	0.7	2.1	4.3	6.3	3.1	
Not wrong at all	0.5	1.7	3.1	4.0	2.2	
N of Valid	3138	3839	3412	2430	12819	
N of Miss	516	361	220	130	1227	

Table 203: How wrong do your parents feel it would be for YOU to: use prescription drugs not prescribed to you?

Response	6	8	10	12	Total	
Very wrong	96.9	93.9	90.7	86.8	92.5	
Wrong	1.9	3.6	5.9	8.5	4.7	
A little bit wrong	0.5	1.3	2.1	3.3	1.7	
Not wrong at all	0.6	1.1	1.3	1.4	1.1	
N of Valid	3130	3846	3417	2431	12824	
N of Miss	524	354	215	129	1222	

Table 204: How wrong do your parents feel it would be for YOU to: steal something worth more than \$5?

Response	6	8	10	12	Total	
Very wrong	86.7	83.5	83.5	83.9	84.4	
Wrong	10.4	12.7	12.3	12.4	12.0	
A little bit wrong	2.3	2.8	3.1	2.7	2.7	
Not wrong at all	0.7	1.0	1.0	1.0	0.9	
N of Valid	3129	3841	3416	2430	12816	
N of Miss	525	359	216	130	1230	

Table 205: How wrong do your parents feel it would be for YOU to: draw graffiti, write things, or draw pictures on buildings or other property (without the owner's permission)?

Response	6	8	10	12	Total	
Very wrong	91.7	86.8	84.9	83.5	86.8	
Wrong	5.4	9.3	10.3	11.6	9.1	
A little bit wrong	1.7	2.8	3.5	3.7	2.9	
Not wrong at all	1.2	1.1	1.4	1.2	1.2	
N of Valid	3124	3846	3421	2430	12821	
N of Miss	530	354	211	130	1225	

Table 206: How wrong do your parents feel it would be for YOU to: pick a fight with someone?





Response	6	8	10	12	Total	
Very wrong	77.8	64.5	61.1	61.9	66.4	
Wrong	14.9	21.8	22.5	23.8	20.7	
A little bit wrong	5.6	10.8	12.9	11.6	10.2	
Not wrong at all	1.7	2.8	3.5	2.7	2.7	
N of Valid	3136	3842	3415	2431	12824	
N of Miss	518	358	217	129	1222	

Table 207: During the past 12 months, have you talked with at least one of your parents about the dangers of underage drinking and/or drinking and driving? By parents, we mean either your biological parents, adoptive parents, stepparents, or adult guardians - whether or not they live with you.



Response	6	8	10	12	Total	
No	40.9	48.4	48.1	51.3	47.1	
Yes	59.1	51.6	51.9	48.7	52.9	
N of Valid	3001	3743	3368	2397	12509	
N of Miss	653	457	264	163	1537	

Table 208: The rules in my family are clear.





Response	6	8	10	12	Total	
NO!	2.3	1.9	2.3	2.1	2.2	
no	3.8	6.0	7.6	7.1	6.1	
yes	26.6	33.0	40.0	40.1	34.7	
YES!	67.3	59.0	50.1	50.6	57.0	
N of Valid	3089	3820	3413	2422	12744	
N of Miss	565	380	219	138	1302	

Table 209: People in my family often insult or yell at each other.

Response	6	8	10	12	Total	
NO!	40.1	28.1	21.4	24.8	28.6	
no	36.0	42.9	45.9	45.6	42.5	
yes	18.0	21.0	23.5	21.4	21.0	
YES!	5.9	8.0	9.2	8.2	7.8	
N of Valid	3073	3804	3404	2421	12702	
N of Miss	581	396	228	139	1344	

Table 210: When I am not at home, one of my parents knows where I am and who I am with.

Response	6	8	10	12	Total	
NO!	3.2	2.7	2.9	2.9	2.9	
no	4.0	5.9	7.6	9.1	6.5	
yes	23.6	31.9	41.1	45.2	34.9	
YES!	69.2	59.5	48.5	42.8	55.7	
N of Valid	3071	3791	3398	2423	12683	
N of Miss	583	409	234	137	1363	

Table 211: We argue about the same things in my family over and over.

Response	6	8	10	12	Total	
NO!	39.0	24.4	16.8	17.6	24.6	
no	34.1	40.0	40.6	39.4	38.6	
yes	18.7	25.1	30.2	31.7	26.2	
YES!	8.2	10.5	12.5	11.3	10.6	
N of Valid	3060	3790	3393	2420	12663	
N of Miss	594	410	239	140	1383	

Table 212: If you drank some beer or wine or liquor (for example, vodka, whiskey, or gin) without your parents' permission, would you be caught by your parents?

Response	6	8	10	12	Total	
NO!	6.9	8.0	10.2	12.8	9.3	
no	5.3	15.9	33.0	40.7	22.7	
yes	12.6	22.5	25.5	24.4	21.3	
YES!	75.1	53.6	31.3	22.2	46.8	
N of Valid	3042	3782	3394	2418	12636	
N of Miss	612	418	238	142	1410	

Table 213: My family has clear rules about alcohol and drug use.

Response	6	8	10	12	Total	
NO!	4.1	3.5	3.1	3.1	3.5	
no	5.3	8.5	10.4	12.4	9.0	
yes	15.2	21.4	32.2	34.2	25.3	
YES!	75.4	66.6	54.3	50.2	62.3	
N of Valid	3042	3778	3397	2419	12636	
N of Miss	612	422	235	141	1410	

Table 214: If you carried a handgun without your parents' permission, would you be caught by your parents?

Response	6	8	10	12	Total	
NO!	4.8	4.6	5.7	7.0	5.4	
no	3.1	7.3	12.5	17.3	9.6	
yes	12.6	21.7	26.1	28.9	22.1	
YES!	79.5	66.3	55.7	46.8	62.9	
N of Valid	3028	3774	3387	2415	12604	
N of Miss	626	426	245	145	1442	

Table 215: If you skipped school would you be caught by your parents?

Response	6	8	10	12	Total	
NO!	4.5	4.3	6.0	8.4	5.6	
no	4.7	9.6	15.6	22.3	12.5	
yes	15.8	24.4	29.9	32.7	25.4	
YES!	74.9	61.6	48.4	36.6	56.5	
N of Valid	3037	3771	3393	2416	12617	
N of Miss	617	429	239	144	1429	

Table 216: My parents ask if I've gotten my homework done.

Response	6	8	10	12	Total	
NO!	2.6	4.5	7.7	10.7	6.1	
no	4.4	10.7	16.8	22.3	13.0	
yes	20.8	31.3	34.2	38.0	30.9	
YES!	72.2	53.6	41.3	28.9	50.0	
N of Valid	3041	3759	3389	2413	12602	
N of Miss	613	441	243	147	1444	

Table 217: People in my family have serious arguments.

Response	6	8	10	12	Total	
NO!	44.4	34.1	27.4	30.1	34.0	
no	33.6	40.5	44.6	43.4	40.5	
yes	13.4	15.8	18.6	17.2	16.3	
YES!	8.5	9.6	9.4	9.2	9.2	
N of Valid	3001	3750	3388	2415	12554	
N of Miss	653	450	244	145	1492	

Table 218: Would your parents know if you did not come home on time?

Response	6	8	10	12	Total	
NO!	4.1	3.9	4.1	5.2	4.2	
no	5.8	10.9	12.5	14.6	10.8	
yes	24.3	31.6	38.1	39.5	33.1	
YES!	65.8	53.6	45.2	40.8	51.8	
N of Valid	3023	3774	3383	2415	12595	
N of Miss	631	426	249	145	1451	

Table 219: Have any of your brothers or sisters ever: drunk beer, wine or hard liquor (for example, vodka, whiskey or gin)?

Response	6	8	10	12	Total	
No	80.5	64.7	48.5	41.8	59.8	
Yes	15.9	32.0	47.3	53.7	36.4	
I don't have any brothers or sisters	3.6	3.3	4.2	4.5	3.8	
N of Valid	3030	3767	3379	2415	12591	
N of Miss	624	433	253	145	1455	

Table 220: Have any of your brothers or sisters ever: smoked marijuana?

Response	6	8	10	12	Total	
No	91.9	81.9	66.9	60.5	76.2	
Yes	4.5	14.7	28.8	34.9	19.9	
I don't have any brothers or sisters	3.6	3.4	4.3	4.6	3.9	
N of Valid	3019	3764	3377	2415	12575	
N of Miss	635	436	255	145	1471	

Table 221: Have any of your brothers or sisters ever: smoked cigarettes?

Response	6	8	10	12	Total	
No	84.4	75.5	65.4	59.6	71.9	
Yes	12.0	20.9	30.4	35.8	24.2	
I don't have any brothers or sisters	3.6	3.5	4.2	4.6	4.0	
N of Valid	3017	3758	3368	2413	12556	
N of Miss	637	442	264	147	1490	

Table 222: Have any of your brothers or sisters ever: taken a handgun to school?




Response	6	8	10	12	Total	
No	95.8	95.4	93.9	94.0	94.8	
Yes	0.7	1.3	1.8	1.4	1.3	
I don't have any brothers or sisters	3.6	3.4	4.2	4.6	3.9	
N of Valid	3013	3760	3367	2413	12553	
N of Miss	641	440	265	147	1493	

Table 223: Have any of your brothers or sisters ever: been suspended or expelled from school?




Response	6	8	10	12	Total	
No	83.2	75.2	71.0	72.9	75.5	
Yes	13.1	21.4	24.7	22.5	20.5	
I don't have any brothers or sisters	3.7	3.4	4.3	4.6	3.9	
N of Valid	3012	3766	3374	2414	12566	
N of Miss	642	434	258	146	1480	

Table 224: Have you changed homes in the past year (the last 12 months)?



Response	6	8	10	12	Total	
No	71.2	73.8	76.6	79.5	75.0	
Yes	28.8	26.2	23.4	20.5	25.0	
N of Valid	3015	3774	3390	2423	12602	
N of Miss	639	426	242	137	1444	

Table 225: How many times have you changed homes since kindergarten?






Response	6	8	10	12	Total	
Never	37.8	28.4	23.7	23.3	28.4	
1 or 2 times	30.9	32.0	32.4	32.7	32.0	
3 or 4 times	17.2	20.8	20.9	21.5	20.1	
5 or 6 times	6.7	9.1	11.3	11.5	9.6	
7 or more times	7.4	9.6	11.7	10.9	9.9	
N of Valid	2985	3745	3386	2416	12532	
N of Miss	669	455	246	144	1514	

Table 226: Have you changed schools (including changing from elementary to middle and middle to high school) in the past year?



Response	6	8	10	12	Total	
No	32.3	50.3	55.2	80.9	53.3	
Yes	67.7	49.7	44.8	19.1	46.7	
N of Valid	2956	3714	3367	2412	12449	
N of Miss	698	486	265	148	1597	

Table 227: How many times have you changed schools since kindergarten (including changing from elementary to middle and middle to high school)?






Response	6	8	10	12	Total	
Never	22.7	17.2	14.9	15.3	17.5	
1 or 2 times	43.4	33.9	19.9	15.8	28.9	
3 or 4 times	21.9	30.9	36.9	39.8	32.1	
5 or 6 times	7.4	10.7	17.2	18.1	13.1	
7 or more times	4.6	7.4	11.1	11.1	8.4	
N of Valid	2960	3720	3364	2418	12462	
N of Miss	694	480	268	142	1584	

Table 228: Has anyone in your family ever had severe alcohol or drug problems?



Response	6	8	10	12	Total	
No	78.7	70.6	61.7	59.3	67.9	
Yes	21.3	29.4	38.3	40.7	32.1	
N of Valid	2971	3714	3374	2411	12470	
N of Miss	683	486	258	149	1576	

Table 229: About how many adults (over 21) have you known personally who in the past year have: used marijuana, crack, cocaine, or other drugs?






Response	6	8	10	12	Total	
0	82.1	72.9	57.9	51.5	66.9	
1	9.4	12.9	15.4	14.0	12.9	
2	3.8	6.5	10.5	12.3	8.1	
03/04/13	2.4	3.2	7.4	10.3	5.5	
5	2.3	4.5	8.7	11.9	6.6	
N of Valid	2975	3696	3366	2409	12446	
N of Miss	679	504	266	151	1600	

Table 230: About how many adults (over 21) have you known personally who in the past year have: sold or dealt drugs?






Response	6	8	10	12	Total	
0	91.8	83.4	73.3	69.4	79.9	
1	4.7	8.6	11.4	11.8	9.0	
2	1.8	3.5	6.8	8.1	4.9	
03/04/13	1.0	2.1	3.9	5.0	2.9	
5	0.8	2.4	4.7	5.8	3.3	
N of Valid	2963	3678	3365	2412	12418	
N of Miss	691	522	267	148	1628	

Table 231: About how many adults (over 21) have you known personally who in the past year have: done other things that could get them in trouble with the police, like stealing, selling stolen goods, mugging or assaulting others, etc.?






Response	6	8	10	12	Total	
0	86.2	76.7	69.1	69.2	75.4	
1	7.8	11.9	13.4	11.7	11.3	
2	3.3	5.2	7.2	7.2	5.7	
03/04/13	1.2	2.9	4.5	5.3	3.4	
5	1.4	3.4	5.8	6.7	4.2	
N of Valid	2962	3681	3364	2411	12418	
N of Miss	692	519	268	149	1628	

Table 232: About how many adults (over 21) have you known personally who in the past year have: gotten drunk or high?






Response	6	8	10	12	Total	
0	66.5	49.3	33.7	29.1	45.3	
1	17.1	19.7	17.7	15.7	17.8	
2	6.4	11.0	12.5	12.4	10.6	
03/04/13	4.0	6.4	11.4	13.0	8.5	
5	6.0	13.5	24.6	29.7	17.9	
N of Valid	2956	3678	3359	2409	12402	
N of Miss	698	522	273	151	1644	

Table 233: Have you seen or heard information about underage drinking in the past 12 months from the following sources? Radio



Response	6	8	10	12	Total	
No	57.2	51.7	50.1	47.8	51.8	
Yes	42.8	48.3	49.9	52.2	48.2	
N of Valid	2956	3690	3389	2418	12453	
N of Miss	698	510	243	142	1593	

Table 234: Have you seen or heard information about underage drinking in the past 12 months from the following sources? TV.



Response	6	8	10	12	Total	
No	33.1	29.2	27.6	28.7	29.6	
Yes	66.9	70.8	72.4	71.3	70.4	
N of Valid	2949	3693	3386	2418	12446	
N of Miss	705	507	246	142	1600	

Table 235: Have you seen or heard information about underage drinking in the past 12 months from the following sources? Print. This includes information on underage drinking you may have seen in the newspaper, on a billboard, in pamphlets, on stickers, etc.



Response	6	8	10	12	Total	
No	48.9	44.1	46.1	44.3	45.8	
Yes	51.1	55.9	53.9	55.7	54.2	
N of Valid	2938	3688	3377	2415	12418	
N of Miss	716	512	255	145	1628	

Table 236: Have you seen or heard information about underage drinking in the past 12 months from the following sources? Website or social media? (Facebook, Myspace, website, etc.)



Response	6	8	10	12	Total	
No	56.0	44.4	42.9	42.4	46.3	
Yes	44.0	55.6	57.1	57.6	53.7	
N of Valid	2935	3689	3381	2415	12420	
N of Miss	719	511	251	145	1626	

Table 237: The next questions ask about your opinions of the information you saw or heard. If you have seen or heard more than one ad, please think about your favorite ad when answering these questions. The information about underage drinking that I saw or heard was convincing.






Response	6	8	10	12	Total	
NO!	24.6	14.4	13.3	11.3	15.9	
no	7.8	15.1	22.1	23.3	16.9	
yes	18.4	31.0	36.6	38.0	31.0	
YES!	25.7	22.8	16.0	15.0	20.1	
I have not seen or heard any ads about underage drinking in the past 12 months.	23.5	16.7	12.0	12.4	16.2	
N of Valid	2856	3646	3374	2401	12277	
N of Miss	798	554	258	159	1769	

Table 238: The next questions ask about your opinions of the information you saw or heard. If you have seen or heard more than one ad, please think about your favorite ad when answering these questions. The information about underage drinking that I saw or heard grabbed my attention.






Response	6	8	10	12	Total	
NO!	21.7	13.6	13.0	11.1	14.8	
no	10.1	19.4	27.5	27.0	21.0	
yes	18.7	28.2	31.3	34.6	28.1	
YES!	26.3	22.9	16.6	15.1	20.4	
I have not seen or heard any ads about underage drinking in the past 12 months.	23.1	15.9	11.7	12.2	15.7	
N of Valid	2844	3637	3373	2401	12255	
N of Miss	810	563	259	159	1791	

Table 239: The next questions ask about your opinions of the information you saw or heard. If you have seen or heard more than one ad, please think about your favorite ad when answering these questions. The information about underage drinking that I saw or heard said something important to me.

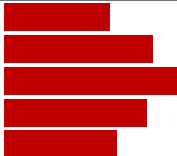
Response	6	8	10	12	Total	
NO!	20.4	13.7	13.5	12.1	14.9	
no	10.3	20.2	28.4	29.3	21.9	
yes	17.6	26.3	29.8	31.4	26.3	
YES!	28.1	23.5	16.3	14.9	20.9	
I have not seen or heard any ads about underage drinking in the past 12 months.	23.6	16.4	12.0	12.2	16.0	
N of Valid	2828	3625	3371	2403	12227	
N of Miss	826	575	261	157	1819	

Table 240: The next questions ask about your opinions of the information you saw or heard. If you have seen or heard more than one ad, please think about your favorite ad when answering these questions. Seeing or hearing this information about underage drinking made me want to stop or decrease my drinking.



Response	6	8	10	12	Total	
NO!	20.4	16.3	16.4	16.1	17.2	
no	4.3	12.7	23.0	27.6	16.8	
yes	6.6	15.0	21.5	23.2	16.6	
YES!	27.2	26.0	20.2	17.0	22.8	
I have not seen or heard any ads about underage drinking in the past 12 months.	41.4	29.9	18.9	16.1	26.6	
N of Valid	2583	3450	3274	2363	11670	
N of Miss	1071	750	358	197	2376	

Table 241: How honest were you in filling out this survey?

Response	6	8	10	12	Total	
I was very honest	86.6	79.0	78.8	80.6	81.1	
I was honest pretty much of the time	11.8	17.7	17.0	15.0	15.6	
I was honest some of the time	1.3	2.4	3.5	3.2	2.6	
I was honest once in a while	0.4	1.0	0.8	1.1	0.8	
I was not honest at all	0.0	0.0	0.0	0.0	0.0	
N of Valid	2960	3676	3400	2408	12444	
N of Miss	694	524	232	152	1602	