

# 2011 APNA

Arkansas Prevention Needs Assessment Student Survey



## Region 1 Tables

**Arkansas Department of Human Services  
Division of Behavioral Health Services**

Conducted by International Survey Associates dba Pride Surveys



## Contents

1	INTRODUCTION	11
2	PERCENTAGE TABLES	16

## List of Tables

1	Sex	17
2	Age	17
3	Are you Hispanic or Latino?	17
4	What is your race? Black or African American	18
5	What is your race? Asian	18
6	What is your race? American Indian	18
7	What is your race? Alaska Native	18
8	What is your race? White	19
9	What is your race? Native Hawaiian or Other Pacific Islander	19
10	What is your race? Other	19
11	What is the highest level of schooling completed by your mother or father?	20
12	Think of where you live most of the time. Which of the following people live there with you? Mother	20
13	Think of where you live most of the time. Which of the following people live there with you? Stepmother	20
14	Think of where you live most of the time. Which of the following people live there with you? Foster Mother	21
15	Think of where you live most of the time. Which of the following people live there with you? Grandmother	21
16	Think of where you live most of the time. Which of the following people live there with you? Aunt	21
17	Think of where you live most of the time. Which of the following people live there with you? Father	21
18	Think of where you live most of the time. Which of the following people live there with you? Stepfather	22
19	Think of where you live most of the time. Which of the following people live there with you? Foster Father	22
20	Think of where you live most of the time. Which of the following people live there with you? Grandfather	22
21	Think of where you live most of the time. Which of the following people live there with you? Uncle	22
22	Think of where you live most of the time. Which of the following people live there with you? Other Adults	23
23	Think of where you live most of the time. Which of the following people live there with you? Brother(s)	23
24	Think of where you live most of the time. Which of the following people live there with you? Stepbrother(s)	23
25	Think of where you live most of the time. Which of the following people live there with you? Sister(s)	23
26	Think of where you live most of the time. Which of the following people live there with you? Stepsister(s)	24

27	Think of where you live most of the time. Which of the following people live there with you? Other Children . . . . .	24
28	In my school, students have lots of chances to help decide things like class activities and rules. . . . .	24
29	Teachers ask me to work on special classroom projects. . . . .	24
30	My teacher(s) notices when I am doing a good job and lets me know about it. . . . .	25
31	There are lots of chances for students in my school to get involved in sports, clubs, and other school activities outside of class. . . . .	25
32	There are lots of chances for students in my school to talk with a teacher one-on-one. . . . .	25
33	I feel safe at my school. . . . .	26
34	The school lets my parents know when I have done something well. . . . .	26
35	My teachers praise me when I work hard in school. . . . .	26
36	Are your school grades better than the grades of most students in your class? . . . . .	27
37	I have lots of chances to be part of class discussions or activities. . . . .	27
38	Now thinking back over the past year in school, how often did you: enjoy being in school? . . . . .	27
39	Now thinking back over the past year in school, how often did you: hate being in school? . . . . .	28
40	Now thinking back over the past year in school, how often did you: try to do your best work in school? . . . . .	28
41	How often do you feel that the school work you are assigned is meaningful and important? . . . . .	28
42	Putting them all together, what were your grades like last year? . . . . .	29
43	How important do you think the things you are learning in school are going to be for your later life? . . . . .	29
44	How interesting are most of your courses to you? . . . . .	29
45	During the LAST FOUR WEEKS how many whole days of school have you missed because you skipped or 'cut'? . . . .	30
46	What are the chances you would be seen as cool if you: smoked cigarettes? . . . . .	30
47	What are the chances you would be seen as cool if you: worked hard at school? . . . . .	30
48	What are the chances you would be seen as cool if you: began drinking alcoholic beverages regularly, that is, at least once or twice a month? . . . . .	31
49	What are the chances you would be seen as cool if you: defended someone who was being verbally abused at school? . . . . .	31
50	What are the chances you would be seen as cool if you: smoked marijuana? . . . . .	31
51	What are the chances you would be seen as cool if you: carried a handgun? . . . . .	32

52	What are the chances you would be seen as cool if you: regularly volunteered to do community service? . . . . .	32
53	Think of your four best friends (the friends you feel closest to). In the past year (12 months), how many of your best friends have: participated in clubs, organizations or activities at school? . . . . .	32
54	Think of your four best friends (the friends you feel closest to). In the past year (12 months), how many of your best friends have: smoked cigarettes? . . . . .	33
55	Think of your four best friends (the friends you feel closest to). In the past year (12 months), how many of your best friends have: tried beer, wine or hard liquor (for example, vodka, whiskey, or gin) when their parents didn't know about it? . . . . .	33
56	Think of your four best friends (the friends you feel closest to). In the past year (12 months), how many of your best friends have: made a commitment to stay drug-free? . . . . .	33
57	Think of your four best friends (the friends you feel closest to). In the past year (12 months), how many of your best friends have: used marijuana? . . . . .	34
58	Think of your four best friends (the friends you feel closest to). In the past year (12 months), how many of your best friends have: tried to do well in school? . . . . .	34
59	Think of your four best friends (the friends you feel closest to). In the past year (12 months), how many of your best friends have: used LSD, cocaine, amphetamines, or other illegal drugs? . . . . .	34
60	Think of your four best friends (the friends you feel closest to). In the past year (12 months), how many of your best friends have: been suspended from school? . . . . .	35
61	Think of your four best friends (the friends you feel closest to). In the past year (12 months), how many of your best friends have: liked school? . . . . .	35
62	Think of your four best friends (the friends you feel closest to). In the past year (12 months), how many of your best friends have: carried a handgun? . . . . .	35
63	Think of your four best friends (the friends you feel closest to). In the past year (12 months), how many of your best friends have: sold illegal drugs? . . . . .	36
64	Think of your four best friends (the friends you feel closest to). In the past year (12 months), how many of your best friends have: regularly attended religious services? . . . . .	36
65	Think of your four best friends (the friends you feel closest to). In the past year (12 months), how many of your best friends have: stolen or tried to steal a motor vehicle such as a car or motorcycle? . . . . .	36
66	Think of your four best friends (the friends you feel closest to). In the past year (12 months), how many of your best friends have: been arrested? . . . . .	37

67	Think of your four best friends (the friends you feel closest to). In the past year (12 months), how many of your best friends have: dropped out of school? . . . . .	37
68	Think of your four best friends (the friends you feel closest to). In the past year (12 months), how many of your best friends have: been members of a gang? . . . . .	37
69	How old were you when you first: smoked marijuana? . . . . .	38
70	How old were you when you first: smoked a cigarette, even just a puff? . . . . .	38
71	How old were you when you first: had more than a sip or two of beer, wine or hard liquor (for example, vodka, whiskey, or gin)? . . .	39
72	How old were you when you first: began drinking alcoholic beverages regularly, that is, at least once or twice a month? . . . . .	39
73	How old were you when you first: used phenoxydine (pox, px, breeze)?	40
74	How old were you when you first: got suspended from school? . . .	40
75	How old were you when you first: got arrested? . . . . .	41
76	How old were you when you first: carried a handgun? . . . . .	41
77	How old were you when you first: attacked someone with the idea of seriously hurting them? . . . . .	42
78	How old were you when you first: belonged to a gang? . . . . .	42
79	How wrong do you think it is for someone your age to: take a handgun to school? . . . . .	43
80	How wrong do you think it is for someone your age to: steal anything worth more than \$5? . . . . .	43
81	How wrong do you think it is for someone your age to: pick a fight with someone? . . . . .	43
82	How wrong do you think it is for someone your age to: attack someone with the idea of seriously hurting them? . . . . .	44
83	How wrong do you think it is for someone your age to: stay away from school all day when their parents think they are at school? . .	44
84	How wrong do you think it is for someone your age to: drink beer, wine or hard liquor (for example, vodka, whiskey, or gin) regularly? .	44
85	How wrong do you think it is for someone your age to: smoke cigarettes? . . . . .	45
86	How wrong do you think it is for someone your age to: smoke marijuana? . . . . .	45
87	How wrong do you think it is for someone your age to: use LSD, cocaine, amphetamines or another illegal drug? . . . . .	45
88	At school during the past 12 months, did you receive help from the resource teacher, speech therapist or other special education teacher?	46
89	How many times in the past year (12 months) have you: been suspended from school? . . . . .	46
90	How many times in the past year (12 months) have you: carried a handgun? . . . . .	46

91	How many times in the past year (12 months) have you: sold illegal drugs? . . . . .	47
92	How many times in the past year (12 months) have you: stolen or tried to steal a motor vehicle such as a car or motorcycle? . . . . .	47
93	How many times in the past year (12 months) have you: participated in clubs, organizations or activities at school? . . . . .	48
94	How many times in the past year (12 months) have you: been arrested?	48
95	How many times in the past year (12 months) have you: done extra work on your own for school? . . . . .	49
96	How many times in the past year (12 months) have you: attacked someone with the idea of seriously hurting them? . . . . .	49
97	How many times in the past year (12 months) have you: been drunk or high at school? . . . . .	50
98	How many times in the past year (12 months) have you: volunteered to do community service? . . . . .	50
99	How many times in the past year (12 months) have you: taken a handgun to school? . . . . .	51
100	Are you currently on probation, or assigned a probation officer with Juvenile Court? . . . . .	51
101	Have you ever belonged to a gang? . . . . .	51
102	If you have ever belonged to a gang, did that gang have a name? . .	52
103	How many times have you done the following things? done what feels good no matter what. . . . .	52
104	How many times have you done the following things? done something dangerous because someone dared you to do it. . . . .	52
105	How many times have you done the following things? done crazy things even if they are a little dangerous. . . . .	53
106	You're looking at CD's in a music store with a friend. You look up and see her slip a CD under her coat. She smiles and says 'Which one do you want? Go ahead, take it while nobody's around.' There is nobody in sight, no employees and no other customers. What would you do now? . . . . .	53
107	You are visiting another part of town, and you don't know any of the people your age there. You are walking down the street, and some teenager you don't know is walking toward you. He is about your size, and as he is about to pass you, he deliberately bumps into you and you almost lose your balance. What would you say or do? .	53
108	You are at a party at someone's house, and one of your friends offers you a drink containing alcohol. What would you say or do? . . . . .	54
109	It's 8:00 on a weeknight and you are about to go over to a friend's home when your mother asks you where you are going. You say 'Oh, just going to go hang out with some friends.' She says, 'No, you'll just get into trouble if you go out. Stay home tonight.' What would you do now? . . . . .	54
110	How often do you attend religious services or activities? . . . . .	54

111	I do the opposite of what people tell me, just to get them mad. . .	55
112	I like to see how much I can get away with. . . . .	55
113	I ignore rules that get in my way. . . . .	55
114	I think sometimes it's okay to cheat at school. . . . .	56
115	It is important to think before you act. . . . .	56
116	Sometimes I think that life is not worth it. . . . .	56
117	At times I think I am no good at all. . . . .	57
118	All in all, I am inclined to think that I am a failure. . . . .	57
119	In the past year, have you felt depressed or sad MOST days, even if you felt okay sometimes? . . . . .	57
120	It is all right to beat up people if they start the fight. . . . .	58
121	I think it is okay to take something without asking if you can get away with it. . . . .	58
122	Sometimes we don't know what we will do as adults, but we may have an idea. Please answer how true these statements may be for you. WHEN I AM AN ADULT I WILL: smoke cigarettes. . . . .	58
123	Sometimes we don't know what we will do as adults, but we may have an idea. Please answer how true these statements may be for you. WHEN I AM AN ADULT I WILL: drink beer, wine, or liquor. . . . .	59
124	Sometimes we don't know what we will do as adults, but we may have an idea. Please answer how true these statements may be for you. WHEN I AM AN ADULT I WILL: smoke marijuana. . . . .	59
125	Sometimes we don't know what we will do as adults, but we may have an idea. Please answer how true these statements may be for you. WHEN I AM AN ADULT I WILL: use LSD, cocaine, amphetamines or another illegal drug. . . . .	59
126	How much do you think people risk harming themselves (physically or in other ways) if they: smoked one or more packs of cigarettes per day? . . . . .	60
127	How much do you think people risk harming themselves (physically or in other ways) if they: try marijuana once or twice? . . . . .	60
128	How much do you think people risk harming themselves (physically or in other ways) if they: smoke marijuana regularly? . . . . .	60
129	How much do you think people risk harming themselves (physically or in other ways) if they: take one or two drinks of an alcoholic beverage (beer, wine, liquor) nearly every day? . . . . .	61
130	How much do you think people risk harming themselves (physically or in other ways) if they: have five or more drinks once or twice each weekend? . . . . .	61
131	Have you ever used smokeless tobacco (chew, snuff, plug, dipping tobacco, or chewing tobacco)? . . . . .	61
132	How often have you taken smokeless tobacco during the past 30 days? . . . . .	62
133	Have you ever smoked cigarettes? . . . . .	62
134	How frequently have you smoked cigarettes during the past 30 days? . . . . .	62

135	Which statement best describes rules about smoking inside your home? . . . . .	63
136	Which statement best describes rules about smoking in your family cars? . . . . .	63
137	During this school year, were you taught in any of your classes about the dangers of tobacco use? . . . . .	64
138	During the past 12 months, have you participated in any community activities to discourage people your age from using cigarettes, chewing tobacco, snuff, dip or cigars? . . . . .	64
139	On how many occasions have you had alcoholic beverages (beer, wine or hard liquor) to drink in your lifetime - more than just a few sips? . . . . .	64
140	On how many occasions have you had beer, wine or hard liquor to drink during the past 30 days? . . . . .	65
141	On how many occasions have you used marijuana (grass, pot) or hashish (hash, hash oil) in your lifetime? . . . . .	65
142	On how many occasions have you used marijuana (grass, pot) or hashish (hash, hash oil) during the past 30 days? . . . . .	65
143	On how many occasions have you used LSD or other psychedelics in your lifetime? . . . . .	66
144	On how many occasions have you used LSD or other psychedelics during the past 30 days? . . . . .	66
145	On how many occasions have you used cocaine or crack in your lifetime? . . . . .	66
146	On how many occasions have you used cocaine or crack during the past 30 days? . . . . .	67
147	On how many occasions have you sniffed glue, breathed the contents of an aerosol spray can, or inhaled other gases or sprays, in order to get high in your lifetime? . . . . .	67
148	On how many occasions have you sniffed glue, breathed the contents of an aerosol spray can, or inhaled other gases or sprays, in order to get high during the past 30 days? . . . . .	68
149	On how many occasions have you used phenoxydine (pox, px, breeze) in your lifetime? . . . . .	68
150	On how many occasions have you used phenoxydine (pox, px, breeze) during the past 30 days? . . . . .	69
151	On how many occasions have you used sedatives (tranquilizers, such as Valium or Xanax, barbiturates, or sleeping pills) without a doctor telling you to take them, in your lifetime? . . . . .	69
152	On how many occasions have you used sedatives (tranquilizers, such as Valium or Xanax, barbiturates, or sleeping pills) without a doctor telling you to take them, during the past 30 days? . . . . .	70
153	On how many occasions have you used methamphetamines (meth, speed, crank, crystal meth) in your lifetime? . . . . .	70



154	On how many occasions have you used methamphetamines (meth, speed, crank, crystal meth) in the past 30 days? . . . . .	71
155	On how many occasions have you used stimulants, other than Methamphetamines (such as amphetamines, Ritalin or Dexedrine) without a doctor telling you to take them, in your lifetime? . . . . .	71
156	On how many occasions have you used stimulants, other than Methamphetamines (such as amphetamines, Ritalin or Dexedrine) without a doctor telling you to take them, during the past 30 days? . . . . .	72
157	On how many occasions have you used heroin or other opiates in your lifetime? . . . . .	72
158	On how many occasions have you used heroin or other opiates during the past 30 days? . . . . .	73
159	On how many occasions have you used MDMA ('X', 'E', or ecstasy) in your lifetime? . . . . .	73
160	On how many occasions have you used MDMA ('X', 'E', or ecstasy) during the past 30 days? . . . . .	73
161	On how many occasions have you taken prescription drugs (such as Valium, Xanax, Ritalin, Adderall, OxyContin, Darvocet, or sleeping pills) on your own-that is, without a doctor telling you to take them in your lifetime? . . . . .	74
162	On how many occasions have you taken prescription drugs (such as Valium, Xanax, Ritalin, Adderall, OxyContin, Darvocet, or sleeping pills) on your own-that is, without a doctor telling you to take them during the past 30 days? . . . . .	74
163	On how many occasions have you taken non-prescription medicines such as diet pills (for example, Dietac, Dexatrim or Prolamine), stay-awake pills (for example No-Doz, Vivarin, or Wake), or cough or cold medicines (robos, DXM, etc.) to get high in your lifetime? . . . . .	75
164	On how many occasions have you taken non-prescription medicines such as diet pills (for example, Dietac, Dexatrim or Prolamine), stay-awake pills (for example No-Doz, Vivarin, or Wake), or cough or cold medicines (robos, DXM, etc.) to get high during the past 30 days? . . . . .	75
165	On how many occasions have you been drunk or very high from drinking alcoholic beverages during the past 30 days? . . . . .	76
166	On how many occasions have you drunk flavored alcoholic beverages, sometimes called 'alcopops' (like Mike's Hard Lemonade, Smirnoff Ice, Bacardi Breezers, etc.) in your lifetime? . . . . .	76
167	On how many occasions have you drunk flavored alcoholic beverages, sometimes called 'alcopops' (like Mike's Hard Lemonade, Smirnoff Ice, Bacardi Breezers, etc.) during the past 30 days? . . . . .	77
168	Think back over the last two weeks. How many times have you had five or more alcoholic drinks in a row? . . . . .	77
169	During the past 30 days, how many times did you ride in a car or other vehicle driven by someone who had been drinking alcohol? . . . . .	77

170	During the past 30 days, how many times did you drive a car or other vehicle when you had been drinking alcohol? . . . . .	78
171	If you drank alcohol (not just a sip or taste) in the past year, how did you usually get it? . . . . .	78
172	If you drank alcohol (not just a sip or taste) in the past year, where did you usually drink it? . . . . .	79
173	During the last month, about how many marijuana cigarettes, or the equivalent, did you smoke a day, on the average? . . . . .	79
174	How wrong would most adults (over 21) in your neighborhood think it is for kids your age: to use marijuana? . . . . .	80
175	How wrong would most adults (over 21) in your neighborhood think it is for kids your age: to drink alcohol? . . . . .	80
176	How wrong would most adults (over 21) in your neighborhood think it is for kids your age: to smoke cigarettes? . . . . .	80
177	How much do each of the following statements describe your neighborhood? crime and/or drug selling . . . . .	81
178	How much do each of the following statements describe your neighborhood? fights . . . . .	81
179	How much do each of the following statements describe your neighborhood? lots of empty or abandoned buildings . . . . .	81
180	How much do each of the following statements describe your neighborhood? lots of graffiti . . . . .	82
181	If I had to move, I would miss the neighborhood I now live in. . . . .	82
182	My neighbors notice when I am doing a good job and let me know about it. . . . .	82
183	I like my neighborhood. . . . .	83
184	There are lots of adults in my neighborhood I could talk to about something important. . . . .	83
185	I'd like to get out of my neighborhood. . . . .	83
186	There are people in my neighborhood who are proud of me when I do something well. . . . .	84
187	There are people in my neighborhood who encourage me to do my best. . . . .	84
188	I feel safe in my neighborhood. . . . .	84
189	Which of the following activities for people your age are available in your community? sports teams? . . . . .	85
190	Which of the following activities for people your age are available in your community? scouting? . . . . .	85
191	Which of the following activities for people your age are available in your community? boys and girls clubs? . . . . .	85
192	Which of the following activities for people your age are available in your community? 4-H clubs? . . . . .	85
193	Which of the following activities for people your age are available in your community? service clubs? . . . . .	86

194	If a kid smoked marijuana in your neighborhood would he or she be caught by the police? . . . . .	86
195	If a kid drank some beer, wine or hard liquor (for example, vodka, whiskey, or gin) in your neighborhood would he or she be caught by the police? . . . . .	86
196	If a kid carried a handgun in your neighborhood would he or she be caught by the police? . . . . .	87
197	If you wanted to get some cigarettes, how easy would it be for you to get some? . . . . .	87
198	If you wanted to get some beer, wine or hard liquor (for example, vodka, whiskey, or gin), how easy would it be for you to get some? . . . . .	87
199	If you wanted to get a drug like cocaine, LSD, or amphetamines, how easy would it be for you to get some? . . . . .	88
200	If you wanted to get a handgun, how easy would it be for you to get one? . . . . .	88
201	If you wanted to get some marijuana, how easy would it be for you to get some? . . . . .	88
202	During the past 12 months, have you participated in any alcohol prevention programs or seen any alcohol prevention messages in your school or community? Yes, a school-based program focused on preventing underage drinking and/or drinking and driving. . . . .	89
203	During the past 12 months, have you participated in any alcohol prevention programs or seen any alcohol prevention messages in your school or community? Yes, a community-based program focused on preventing underage drinking and/or drinking and driving (for example, through your church or temple or through youth groups like Boys and Girls Club or 4-H). . . . .	89
204	During the past 12 months, have you participated in any alcohol prevention programs or seen any alcohol prevention messages in your school or community? Yes, a media campaign addressing underage drinking and/or drinking and driving (for example, newspaper ads, posters, pamphlets, radio, TV). . . . .	89
205	During the past 12 months, have you participated in any alcohol prevention programs or seen any alcohol prevention messages in your school or community? No . . . . .	89
206	How wrong do your parents feel it would be for YOU to: drink beer, wine or hard liquor (for example, vodka, whiskey or gin) regularly? . . . . .	90
207	How wrong do your parents feel it would be for YOU to: smoke cigarettes? . . . . .	90
208	How wrong do your parents feel it would be for YOU to: smoke marijuana? . . . . .	90
209	How wrong do your parents feel it would be for YOU to: steal something worth more than \$5? . . . . .	91

210	How wrong do your parents feel it would be for YOU to: draw graffiti, write things, or draw pictures on buildings or other property (without the owner's permission)? . . . . .	91
211	How wrong do your parents feel it would be for YOU to: pick a fight with someone? . . . . .	91
212	During the past 12 months, have you talked with at least one of your parents about the dangers of underage drinking and/or drinking and driving? By parents, we mean either your biological parents, adoptive parents, stepparents, or adult guardians - whether or not they live with you. . . . .	92
213	Have any of your brothers or sisters ever: drunk beer, wine or hard liquor (for example, vodka, whiskey or gin)? . . . . .	92
214	Have any of your brothers or sisters ever: smoked marijuana? . . . . .	92
215	Have any of your brothers or sisters ever: smoked cigarettes? . . . . .	92
216	Have any of your brothers or sisters ever: taken a handgun to school? . . . . .	93
217	Have any of your brothers or sisters ever: been suspended or expelled from school? . . . . .	93
218	The rules in my family are clear. . . . .	93
219	People in my family often insult or yell at each other. . . . .	94
220	When I am not at home, one of my parents knows where I am and who I am with. . . . .	94
221	We argue about the same things in my family over and over. . . . .	94
222	If you drank some beer or wine or liquor (for example, vodka, whiskey, or gin) without your parents' permission, would you be caught by your parents? . . . . .	95
223	My family has clear rules about alcohol and drug use. . . . .	95
224	If you carried a handgun without your parents' permission, would you be caught by your parents? . . . . .	95
225	If you skipped school would you be caught by your parents? . . . . .	96
226	Do you feel very close to your mother? . . . . .	96
227	Do you share your thoughts and feelings with your mother? . . . . .	96
228	My parents ask me what I think before most family decisions affecting me are made. . . . .	97
229	Do you share your thoughts and feelings with your father? . . . . .	97
230	Do you enjoy spending time with your mother? . . . . .	97
231	Do you enjoy spending time with your father? . . . . .	98
232	If I had a personal problem, I could ask my mom or dad for help. . . . .	98
233	Do you feel very close to your father? . . . . .	98
234	My parents give me lots of chances to do fun things with them. . . . .	99
235	My parents ask if I've gotten my homework done. . . . .	99
236	People in my family have serious arguments. . . . .	99
237	Would your parents know if you did not come home on time? . . . . .	100
238	It is important to be honest with your parents, even if they become upset or you get punished. . . . .	100



239	My parents notice when I am doing a good job and let me know about it. . . . .	100
240	How often do your parents tell you they're proud of you for something you've done? . . . . .	101
241	How many brothers and sisters, including stepbrothers and sisters, do you have that are younger than you? . . . . .	101
242	How many brothers and sisters, including stepbrothers and sisters, do you have that are older than you? . . . . .	101
243	Have you changed homes in the past year (the last 12 months)? . . . . .	102
244	How many times have you changed homes since kindergarten? . . . . .	102
245	Have you changed schools (including changing from elementary to middle and middle to high school) in the past year? . . . . .	102
246	How many times have you changed schools since kindergarten (including changing from elementary to middle and middle to high school)? . . . . .	103
247	Has anyone in your family ever had severe alcohol or drug problems? . . . . .	103
248	About how many adults (over 21) have you known personally who in the past year have: used marijuana, crack, cocaine, or other drugs? . . . . .	103
249	About how many adults (over 21) have you known personally who in the past year have: sold or dealt drugs? . . . . .	104
250	About how many adults (over 21) have you known personally who in the past year have: done other things that could get them in trouble with the police, like stealing, selling stolen goods, mugging or assaulting others, etc.? . . . .	104
251	About how many adults (over 21) have you known personally who in the past year have: gotten drunk or high? . . . . .	104
252	Have you seen or heard information about underage drinking in the past 12 months from the following sources? Radio . . . . .	105
253	Have you seen or heard information about underage drinking in the past 12 months from the following sources? TV. . . . .	105
254	Have you seen or heard information about underage drinking in the past 12 months from the following sources? Print. This includes information on underage drinking you may have seen in the newspaper, on a billboard, in pamphlets, on stickers, etc. . . . .	105
255	Have you seen or heard information about underage drinking in the past 12 months from the following sources? Website or social media? (Facebook, Myspace, website, etc.) . . . . .	105
256	The next questions ask about your opinions of the information you saw or heard. If you have seen or heard more than one ad, please think about your favorite ad when answering these questions. The information about underage drinking that I saw or heard was convincing. . . . .	106

257	The next questions ask about your opinions of the information you saw or heard. If you have seen or heard more than one ad, please think about your favorite ad when answering these questions. The information about underage drinking that I saw or heard grabbed my attention. . . . .	106
258	The next questions ask about your opinions of the information you saw or heard. If you have seen or heard more than one ad, please think about your favorite ad when answering these questions. The information about underage drinking that I saw or heard said something important to me. . . . .	106
259	The next questions ask about your opinions of the information you saw or heard. If you have seen or heard more than one ad, please think about your favorite ad when answering these questions. Seeing or hearing this information about underage drinking made me want to stop or decrease my drinking. . . . .	107
260	How honest were you in filling out this survey? . . . . .	107

List of Figures

1	Grade Chart . . . . .	12
2	Gender Chart . . . . .	13
3	Age Chart . . . . .	14
4	Ethnic Origin Chart . . . . .	15

# 1 INTRODUCTION

This report was generated from data collected on the *2011 Arkansas Prevention Needs Assessment Student Survey*. This report contains basic frequency tables of all data collected and graphs on the selected demographic variables of grade, gender, age and ethnic origin. The graph on ethnic origin is represented as a bar chart rather than as a pie chart. This is because students were allowed to mark more than one response for ethnic origin as opposed to being allowed to mark only one response. The bars represent the percent of students who marked each of the ethnic categories.

Questions regarding the information found in this report can be directed to:

**Pride Surveys**

160 Vanderbilt Court  
Bowling Green, KY 42103  
1-800-279-6361  
[www.pridesurveys.com](http://www.pridesurveys.com)

# Grade Chart

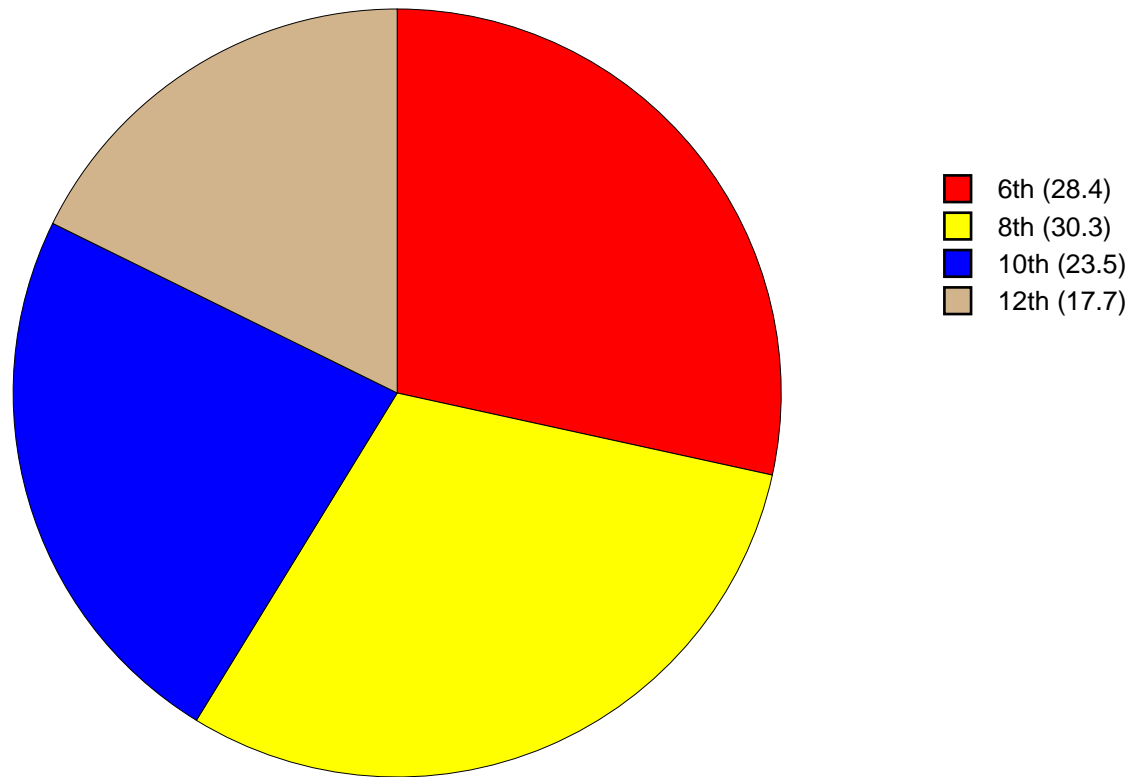


Figure 1: Grade Chart

## Gender Chart

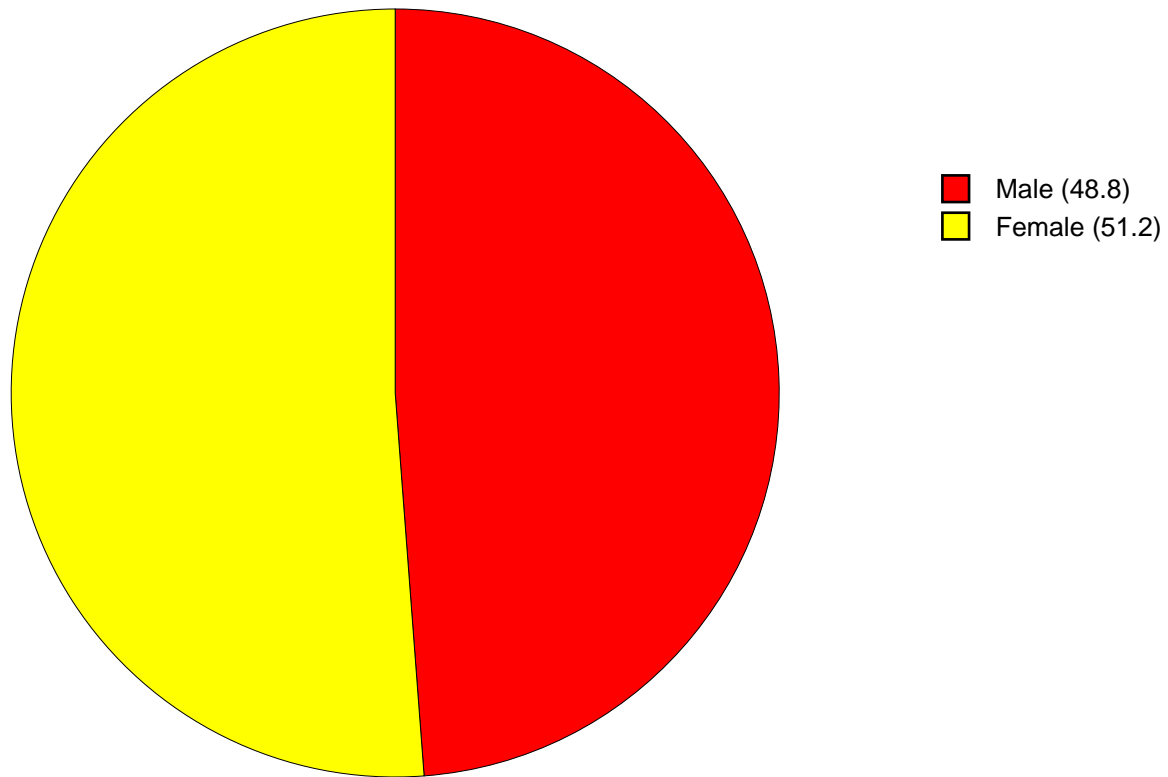


Figure 2: Gender Chart

# Age Chart

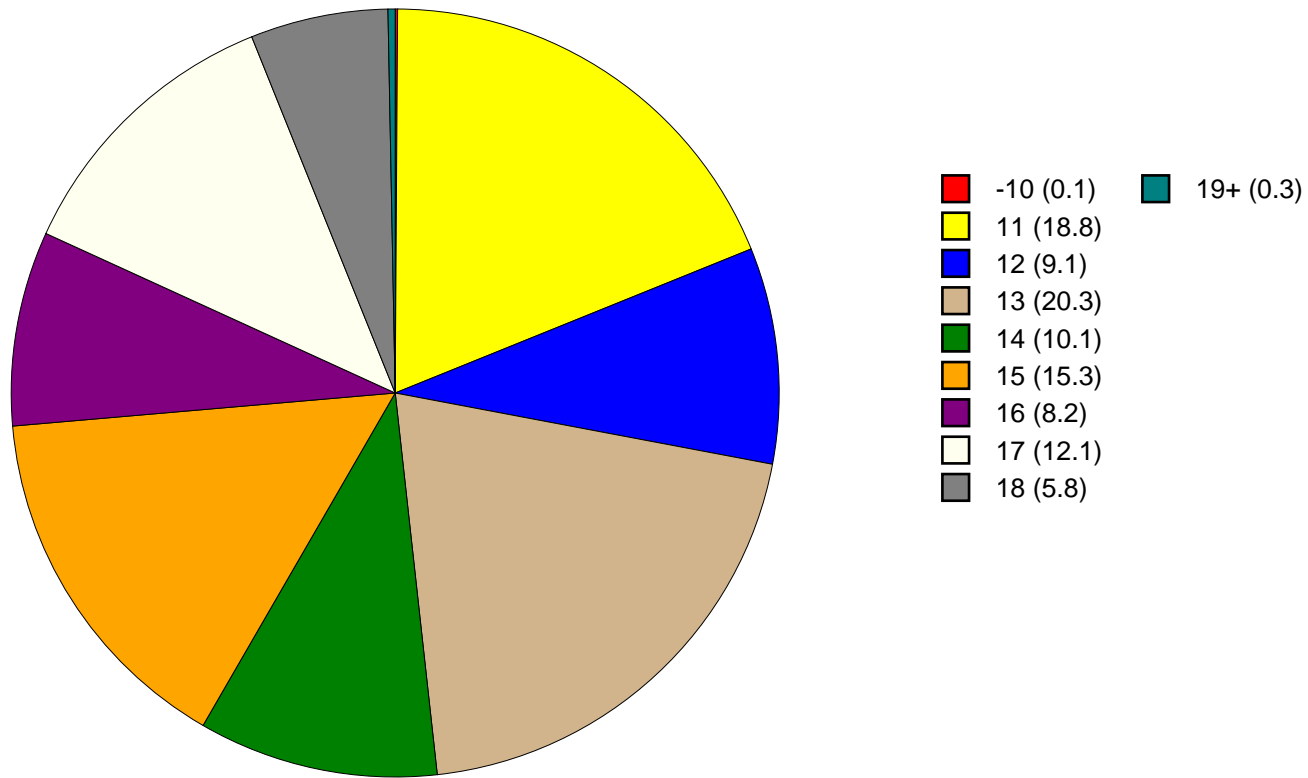


Figure 3: Age Chart



# Ethnic Origin Chart

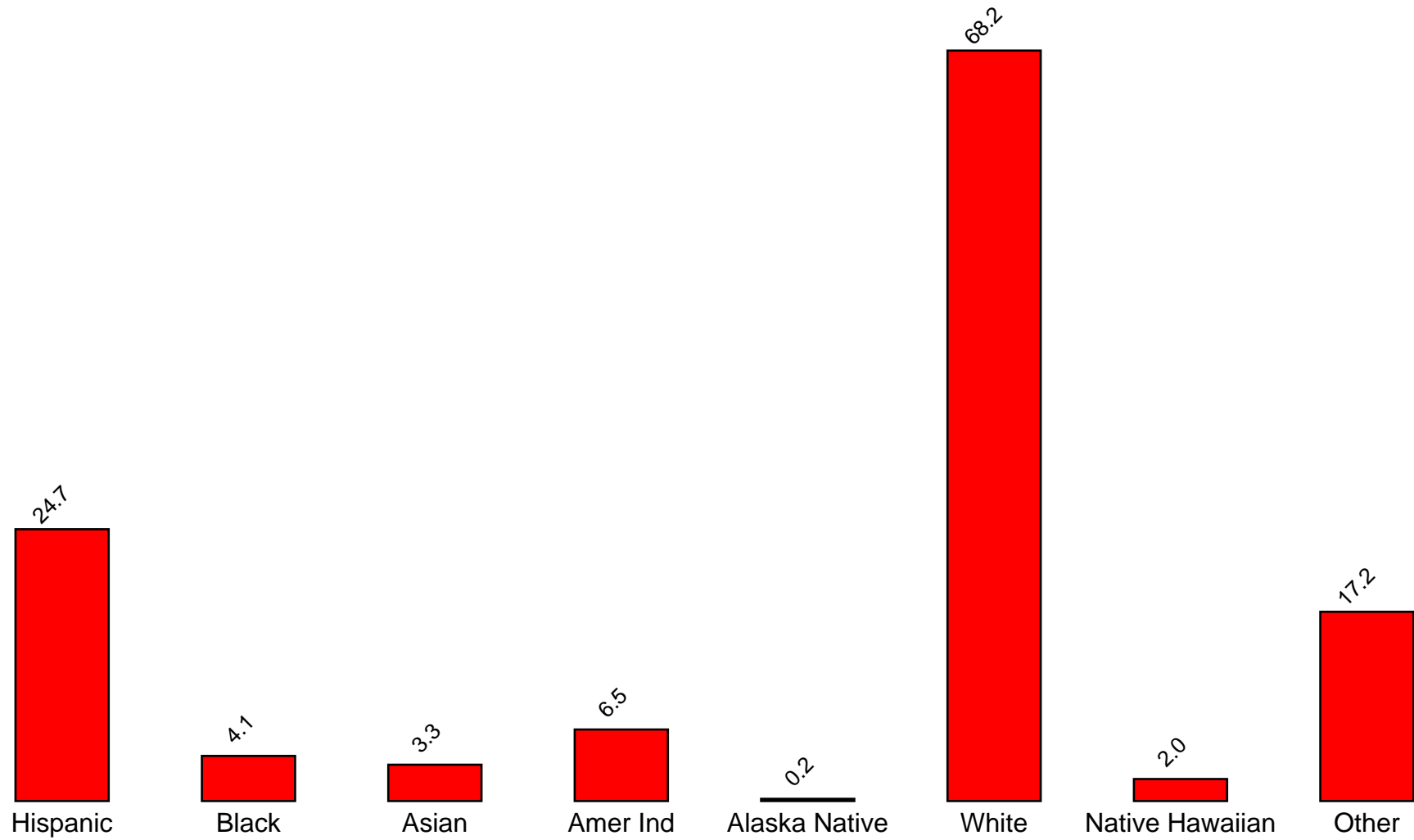


Figure 4: Ethnic Origin Chart

## 2 PERCENTAGE TABLES

The following tables contain frequency distribution detailing how your students responded to each question on the survey. The tables appear in the same order as the questions on the survey. The tables include breakdowns by grade level as well as overall percentages. The *N of Valid* row is a frequency count of the number of valid responses to each question for each grade and overall. The *N of Miss* row is a frequency count of the number of invalid (marked more than one response) or missing (i.e. did not respond) responses to each question for each grade and overall.

For the questions that allowed more than one response (i.e. race, live with, etc.) each response becomes a separate table. If a student did not mark the response, that was counted as a NO response, and if they did mark the response, that was counted as a YES response. Since a non response is a valid response for these questions, the *N of Miss* will always be zero for these questions.

Table 1: Sex



Response	6	8	10	12	Total	
Male	48.5	49.1	48.2	49.7	48.8	
Female	51.5	50.9	51.8	50.3	51.2	
N of Valid	4596	4902	3800	2866	16164	
N of Miss	40	38	28	22	128	

Table 2: Age











Response	6	8	10	12	Total	
10 or younger	0.3	0.0	0.0	0.0	0.1	
11	66.0	0.0	0.0	0.0	18.8	
12	31.5	0.5	0.0	0.0	9.1	
13	2.1	64.9	0.0	0.0	20.3	
14	0.0	32.5	1.0	0.0	10.1	
15	0.0	2.0	62.5	0.0	15.3	
16	0.0	0.1	33.8	1.1	8.2	
17	0.0	0.0	2.5	64.8	12.1	
18	0.0	0.0	0.2	32.2	5.8	
19 or older	0.0	0.0	0.0	1.8	0.3	
N of Valid	4619	4932	3819	2886	16256	
N of Miss	17	8	12	1	38	

Table 3: Are you Hispanic or Latino?



Response	6	8	10	12	Total	
No	74.5	75.4	74.3	77.5	75.3	
Yes	25.5	24.6	25.7	22.5	24.7	
N of Valid	4441	4852	3766	2836	15895	
N of Miss	194	87	65	51	397	

Table 4: What is your race? Black or African American



Response	6	8	10	12	Total	
No	95.8	95.6	95.8	97.0	95.9	
Yes	4.2	4.4	4.2	3.0	4.1	
N of Valid	4636	4940	3832	2888	16296	
N of Miss	0	0	0	0	0	

Table 5: What is your race? Asian



Response	6	8	10	12	Total	
No	96.4	96.8	97.1	96.7	96.7	
Yes	3.6	3.2	2.9	3.3	3.3	
N of Valid	4636	4940	3832	2888	16296	
N of Miss	0	0	0	0	0	

Table 6: What is your race? American Indian



Response	6	8	10	12	Total	
No	90.6	93.4	95.2	95.9	93.5	
Yes	9.4	6.6	4.8	4.1	6.5	
N of Valid	4636	4940	3832	2888	16296	
N of Miss	0	0	0	0	0	

Table 7: What is your race? Alaska Native



Response	6	8	10	12	Total	
No	99.8	99.8	99.8	99.8	99.8	
Yes	0.2	0.2	0.2	0.2	0.2	
N of Valid	4636	4940	3832	2888	16296	
N of Miss	0	0	0	0	0	

Table 8: What is your race? White



Response	6	8	10	12	Total	
No	34.3	31.5	32.3	27.4	31.8	
Yes	65.7	68.5	67.7	72.6	68.2	
N of Valid	4636	4940	3832	2888	16296	
N of Miss	0	0	0	0	0	

Table 9: What is your race? Native Hawaiian or Other Pacific Islander



Response	6	8	10	12	Total	
No	97.9	97.8	97.8	98.8	98.0	
Yes	2.1	2.2	2.2	1.2	2.0	
N of Valid	4636	4940	3832	2888	16296	
N of Miss	0	0	0	0	0	

Table 10: What is your race? Other



Response	6	8	10	12	Total	
No	79.2	85.1	81.7	86.1	82.8	
Yes	20.8	14.9	18.3	13.9	17.2	
N of Valid	4636	4940	3832	2888	16296	
N of Miss	0	0	0	0	0	

Table 11: What is the highest level of schooling completed by your mother or father?









Response	6	8	10	12	Total	
Completed grade school or less	2.6	3.8	4.2	5.5	3.9	
Some high school	4.3	6.7	10.8	12.6	8.1	
Completed high school	11.4	15.4	17.8	20.6	15.8	
Some college	9.9	13.0	15.9	15.8	13.3	
Completed college	23.0	21.8	24.5	24.7	23.3	
Graduate or professional school after college	12.2	12.5	12.4	12.7	12.4	
Don't know	35.0	25.2	12.9	6.1	21.6	
Does not apply	1.6	1.6	1.6	2.0	1.7	
N of Valid	4444	4836	3781	2848	15909	
N of Miss	138	53	21	16	228	

Table 12: Think of where you live most of the time. Which of the following people live there with you? Mother



Response	6	8	10	12	Total	
No	10.5	10.1	12.1	14.8	11.5	
Yes	89.5	89.9	87.9	85.2	88.5	
N of Valid	4636	4940	3832	2888	16296	
N of Miss	0	0	0	0	0	

Table 13: Think of where you live most of the time. Which of the following people live there with you? Stepmother



Response	6	8	10	12	Total	
No	95.6	94.7	94.4	94.5	94.9	
Yes	4.4	5.3	5.6	5.5	5.1	
N of Valid	4636	4940	3832	2888	16296	
N of Miss	0	0	0	0	0	



Table 14: Think of where you live most of the time. Which of the following people live there with you? Foster Mother



Response	6	8	10	12	Total	
No	99.5	99.7	99.6	99.5	99.6	
Yes	0.5	0.3	0.4	0.5	0.4	
N of Valid	4636	4940	3832	2888	16296	
N of Miss	0	0	0	0	0	

Table 15: Think of where you live most of the time. Which of the following people live there with you? Grandmother



Response	6	8	10	12	Total	
No	91.2	92.1	93.0	94.1	92.4	
Yes	8.8	7.9	7.0	5.9	7.6	
N of Valid	4636	4940	3832	2888	16296	
N of Miss	0	0	0	0	0	

Table 16: Think of where you live most of the time. Which of the following people live there with you? Aunt



Response	6	8	10	12	Total	
No	95.4	96.6	96.7	97.6	96.5	
Yes	4.6	3.4	3.3	2.4	3.5	
N of Valid	4636	4940	3832	2888	16296	
N of Miss	0	0	0	0	0	

Table 17: Think of where you live most of the time. Which of the following people live there with you? Father



Response	6	8	10	12	Total	
No	30.3	33.3	34.5	34.9	33.0	
Yes	69.7	66.7	65.5	65.1	67.0	
N of Valid	4636	4940	3832	2888	16296	
N of Miss	0	0	0	0	0	

Table 18: Think of where you live most of the time. Which of the following people live there with you? Stepfather



Response	6	8	10	12	Total	
No	88.4	86.3	86.4	87.3	87.1	
Yes	11.6	13.7	13.6	12.7	12.9	
N of Valid	4636	4940	3832	2888	16296	
N of Miss	0	0	0	0	0	

Table 19: Think of where you live most of the time. Which of the following people live there with you? Foster Father



Response	6	8	10	12	Total	
No	99.6	99.7	99.5	99.5	99.6	
Yes	0.4	0.3	0.5	0.5	0.4	
N of Valid	4636	4940	3832	2888	16296	
N of Miss	0	0	0	0	0	

Table 20: Think of where you live most of the time. Which of the following people live there with you? Grandfather



Response	6	8	10	12	Total	
No	94.5	95.1	95.4	96.6	95.3	
Yes	5.5	4.9	4.6	3.4	4.7	
N of Valid	4636	4940	3832	2888	16296	
N of Miss	0	0	0	0	0	

Table 21: Think of where you live most of the time. Which of the following people live there with you? Uncle



Response	6	8	10	12	Total	
No	94.7	96.3	96.4	97.6	96.1	
Yes	5.3	3.7	3.6	2.4	3.9	
N of Valid	4636	4940	3832	2888	16296	
N of Miss	0	0	0	0	0	

Table 22: Think of where you live most of the time. Which of the following people live there with you? Other Adults



Response	6	8	10	12	Total	
No	97.7	97.9	97.9	96.9	97.6	
Yes	2.3	2.1	2.1	3.1	2.4	
N of Valid	4636	4940	3832	2888	16296	
N of Miss	0	0	0	0	0	

Table 23: Think of where you live most of the time. Which of the following people live there with you? Brother(s)



Response	6	8	10	12	Total	
No	47.9	49.2	49.8	55.0	50.0	
Yes	52.1	50.8	50.2	45.0	50.0	
N of Valid	4636	4940	3832	2888	16296	
N of Miss	0	0	0	0	0	

Table 24: Think of where you live most of the time. Which of the following people live there with you? Stepbrother(s)



Response	6	8	10	12	Total	
No	94.9	95.3	96.0	96.3	95.5	
Yes	5.1	4.7	4.0	3.7	4.5	
N of Valid	4636	4940	3832	2888	16296	
N of Miss	0	0	0	0	0	

Table 25: Think of where you live most of the time. Which of the following people live there with you? Sister(s)



Response	6	8	10	12	Total	
No	50.4	51.3	53.4	58.7	52.8	
Yes	49.6	48.7	46.6	41.3	47.2	
N of Valid	4636	4940	3832	2888	16296	
N of Miss	0	0	0	0	0	

Table 26: Think of where you live most of the time. Which of the following people live there with you? Stepsister(s)

Response	6	8	10	12	Total	
No	95.9	95.8	96.5	96.9	96.2	
Yes	4.1	4.2	3.5	3.1	3.8	
N of Valid	4636	4940	3832	2888	16296	
N of Miss	0	0	0	0	0	

Table 27: Think of where you live most of the time. Which of the following people live there with you? Other Children

Response	6	8	10	12	Total	
No	95.8	95.4	95.4	95.1	95.5	
Yes	4.2	4.6	4.6	4.9	4.5	
N of Valid	4636	4940	3832	2888	16296	
N of Miss	0	0	0	0	0	

Table 28: In my school, students have lots of chances to help decide things like class activities and rules.

Response	6	8	10	12	Total	
NO!	10.7	10.9	9.7	14.0	11.1	
no	37.5	36.6	32.2	32.3	35.0	
yes	42.7	45.6	46.5	40.7	44.2	
YES!	9.1	6.8	11.5	13.0	9.7	
N of Valid	4540	4891	3803	2870	16104	
N of Miss	95	46	28	18	187	

Table 29: Teachers ask me to work on special classroom projects.

Response	6	8	10	12	Total	
NO!	10.1	8.8	9.2	8.4	9.2	
no	38.3	42.9	45.0	37.2	41.1	
yes	39.9	40.3	39.7	46.4	41.2	
YES!	11.8	8.0	6.0	8.0	8.6	
N of Valid	4541	4891	3799	2869	16100	
N of Miss	91	44	30	19	184	

Table 30: My teacher(s) notices when I am doing a good job and lets me know about it.

Response	6	8	10	12	Total	
NO!	3.4	5.0	6.6	6.4	5.2	
no	15.9	21.4	26.2	24.7	21.6	
yes	50.4	52.6	51.8	52.7	51.8	
YES!	30.2	21.0	15.3	16.2	21.4	
N of Valid	4569	4887	3786	2865	16107	
N of Miss	62	49	44	22	177	

Table 31: There are lots of chances for students in my school to get involved in sports, clubs, and other school activities outside of class.

Response	6	8	10	12	Total	
NO!	2.7	1.8	1.4	1.6	1.9	
no	11.0	6.8	4.6	5.0	7.1	
yes	37.5	39.6	37.0	39.6	38.4	
YES!	48.8	51.8	57.1	53.8	52.5	
N of Valid	4579	4892	3801	2872	16144	
N of Miss	53	46	30	16	145	

Table 32: There are lots of chances for students in my school to talk with a teacher one-on-one.

Response	6	8	10	12	Total	
NO!	3.3	3.1	3.7	3.9	3.5	
no	16.1	18.8	19.7	16.8	17.9	
yes	48.9	51.4	53.8	54.3	51.8	
YES!	31.6	26.7	22.9	24.9	26.9	
N of Valid	4556	4879	3797	2868	16100	
N of Miss	76	56	30	19	181	

Table 33: I feel safe at my school.

Response	6	8	10	12	Total	
NO!	2.8	4.2	5.8	6.2	4.5	
no	6.8	11.0	11.7	9.1	9.6	
yes	37.2	53.1	58.1	57.0	50.5	
YES!	53.1	31.7	24.4	27.6	35.3	
N of Valid	4572	4878	3793	2865	16108	
N of Miss	58	53	33	22	166	

Table 34: The school lets my parents know when I have done something well.

Response	6	8	10	12	Total	
NO!	8.9	14.6	19.5	23.9	15.8	
no	29.7	43.3	49.0	47.0	41.4	
yes	40.7	32.7	25.4	23.2	31.5	
YES!	20.8	9.4	6.1	5.9	11.2	
N of Valid	4539	4871	3783	2866	16059	
N of Miss	89	65	47	21	222	

Table 35: My teachers praise me when I work hard in school.

Response	6	8	10	12	Total	
NO!	10.3	11.2	13.4	12.4	11.7	
no	29.8	37.6	42.1	39.0	36.7	
yes	43.8	41.5	36.6	41.1	40.9	
YES!	16.1	9.7	8.0	7.5	10.7	
N of Valid	4475	4848	3775	2852	15950	
N of Miss	150	86	54	35	325	



Table 36: Are your school grades better than the grades of most students in your class?

Response	6	8	10	12	Total	
NO!	6.2	6.7	6.1	4.1	5.9	
no	31.4	29.2	30.1	26.8	29.6	
yes	45.3	46.8	49.3	51.3	47.8	
YES!	17.1	17.2	14.5	17.9	16.7	
N of Valid	4497	4856	3780	2856	15989	
N of Miss	131	77	42	28	278	

Table 37: I have lots of chances to be part of class discussions or activities.

Response	6	8	10	12	Total	
NO!	3.3	3.0	2.4	2.8	2.9	
no	13.7	14.9	13.7	11.4	13.6	
yes	49.7	57.4	62.4	64.5	57.7	
YES!	33.3	24.7	21.5	21.3	25.8	
N of Valid	4564	4884	3796	2870	16114	
N of Miss	66	52	33	18	169	

Table 38: Now thinking back over the past year in school, how often did you: enjoy being in school?

Response	6	8	10	12	Total	
Never	5.4	5.6	6.3	6.6	5.9	
Seldom	5.1	8.1	11.6	12.4	8.8	
Sometimes	32.8	37.2	40.1	40.0	37.1	
Often	27.5	31.2	31.0	30.5	30.0	
Almost always	29.2	17.8	11.0	10.5	18.2	
N of Valid	4575	4897	3792	2857	16121	
N of Miss	58	40	40	29	167	

Table 39: Now thinking back over the past year in school, how often did you: hate being in school?






Response	6	8	10	12	Total	
Never	24.8	10.1	5.9	5.8	12.5	
Seldom	27.2	31.0	25.7	24.1	27.5	
Sometimes	31.2	37.4	41.7	41.9	37.5	
Often	10.1	14.4	18.6	19.4	15.1	
Almost always	6.7	7.1	8.1	8.8	7.5	
N of Valid	4540	4883	3783	2855	16061	
N of Miss	79	52	47	32	210	

Table 40: Now thinking back over the past year in school, how often did you: try to do your best work in school?






Response	6	8	10	12	Total	
Never	0.3	0.5	0.6	0.9	0.5	
Seldom	0.9	2.1	2.9	3.5	2.2	
Sometimes	5.2	11.5	18.2	19.9	12.8	
Often	20.1	32.5	37.7	39.1	31.4	
Almost always	73.6	53.4	40.7	36.6	53.2	
N of Valid	4540	4865	3771	2849	16025	
N of Miss	93	75	60	39	267	

Table 41: How often do you feel that the school work you are assigned is meaningful and important?






Response	6	8	10	12	Total	
Never	3.9	5.3	6.5	7.4	5.6	
Seldom	6.8	13.6	20.7	24.1	15.2	
Sometimes	22.9	32.0	37.9	39.0	32.1	
Often	34.0	32.8	25.5	22.4	29.6	
Almost always	32.3	16.3	9.4	7.1	17.6	
N of Valid	4545	4881	3774	2848	16048	
N of Miss	90	57	57	40	244	

Table 42: Putting them all together, what were your grades like last year?

Response	6	8	10	12	Total	
Mostly F's	0.8	1.0	1.2	0.3	0.9	
Mostly D's	2.1	2.9	4.2	2.6	2.9	
Mostly C's	11.1	16.1	21.1	20.0	16.6	
Mostly B's	34.8	37.1	39.8	43.1	38.2	
Mostly A's	51.3	42.9	33.7	34.0	41.5	
N of Valid	4423	4790	3724	2831	15768	
N of Miss	49	39	41	33	162	

Table 43: How important do you think the things you are learning in school are going to be for your later life?

Response	6	8	10	12	Total	
Very important	56.1	36.2	21.6	16.3	34.9	
Quite important	26.4	30.1	26.1	24.2	27.1	
Fairly important	12.2	23.3	31.9	33.9	24.1	
Slightly important	4.2	8.6	17.1	21.0	11.6	
Not at all important	1.0	1.7	3.2	4.5	2.4	
N of Valid	4581	4886	3785	2846	16098	
N of Miss	53	51	47	40	191	

Table 44: How interesting are most of your courses to you?

Response	6	8	10	12	Total	
Very interesting and stimulating	19.5	10.9	8.0	8.4	12.2	
Quite interesting	38.5	31.0	25.8	27.1	31.2	
Fairly interesting	28.4	37.9	41.3	40.5	36.5	
Slightly dull	9.8	15.0	18.5	17.1	14.7	
Very dull	3.9	5.2	6.4	6.8	5.4	
N of Valid	4496	4875	3785	2849	16005	
N of Miss	134	61	45	39	279	

Table 45: During the LAST FOUR WEEKS how many whole days of school have you missed because you skipped or 'cut'?








Response	6	8	10	12	Total	
None	80.2	79.6	74.0	61.2	75.2	
1	8.9	8.9	10.0	12.9	9.9	
2	4.3	4.6	5.4	9.6	5.6	
3	3.0	2.8	4.2	7.3	4.0	
4-5	2.3	2.8	3.8	5.5	3.4	
6-10	1.0	0.7	1.4	2.1	1.2	
11 or more	0.4	0.6	1.1	1.3	0.8	
N of Valid	4572	4885	3774	2851	16082	
N of Miss	62	53	57	37	209	

Table 46: What are the chances you would be seen as cool if you: smoked cigarettes?






Response	6	8	10	12	Total	
No or very little chance	90.7	74.6	65.9	61.1	74.7	
Little chance	6.1	13.6	18.2	21.4	14.0	
Some chance	1.7	7.3	10.0	11.1	7.0	
Pretty good chance	0.9	3.0	3.9	4.0	2.8	
Very good chance	0.7	1.5	1.9	2.3	1.5	
N of Valid	4509	4848	3759	2844	15960	
N of Miss	99	74	66	42	281	

Table 47: What are the chances you would be seen as cool if you: worked hard at school?






Response	6	8	10	12	Total	
No or very little chance	5.5	10.0	9.5	11.3	8.9	
Little chance	7.3	15.2	17.9	18.0	14.1	
Some chance	15.2	24.8	29.5	31.5	24.4	
Pretty good chance	27.2	27.2	27.0	24.3	26.6	
Very good chance	44.7	22.7	16.1	14.9	26.0	
N of Valid	4543	4850	3756	2839	15988	
N of Miss	89	88	70	48	295	

Table 48: What are the chances you would be seen as cool if you: began drinking alcoholic beverages regularly, that is, at least once or twice a month?






Response	6	8	10	12	Total	
No or very little chance	87.1	67.1	47.1	39.2	63.1	
Little chance	7.9	15.4	18.4	16.5	14.2	
Some chance	3.1	9.3	17.1	19.4	11.1	
Pretty good chance	1.2	5.8	11.5	17.0	7.8	
Very good chance	0.8	2.4	6.1	8.0	3.8	
N of Valid	4517	4854	3764	2843	15978	
N of Miss	116	80	64	42	302	

Table 49: What are the chances you would be seen as cool if you: defended someone who was being verbally abused at school?






Response	6	8	10	12	Total	
No or very little chance	14.4	12.6	10.1	10.2	12.1	
Little chance	8.2	12.5	13.9	13.2	11.7	
Some chance	15.7	23.4	27.1	28.0	22.9	
Pretty good chance	25.4	27.7	27.3	28.7	27.1	
Very good chance	36.3	23.7	21.6	20.0	26.1	
N of Valid	4493	4847	3760	2841	15941	
N of Miss	139	90	67	46	342	

Table 50: What are the chances you would be seen as cool if you: smoked marijuana?






Response	6	8	10	12	Total	
No or very little chance	93.2	73.2	52.4	45.4	69.0	
Little chance	3.3	10.4	15.0	14.9	10.3	
Some chance	1.6	7.0	12.5	16.3	8.4	
Pretty good chance	1.1	5.0	10.9	12.3	6.6	
Very good chance	0.8	4.4	9.2	11.1	5.7	
N of Valid	4506	4845	3756	2837	15944	
N of Miss	129	92	74	50	345	

Table 51: What are the chances you would be seen as cool if you: carried a handgun?






Response	6	8	10	12	Total	
No or very little chance	86.4	78.0	77.9	78.1	80.4	
Little chance	7.2	10.4	11.2	11.6	9.9	
Some chance	3.3	6.0	5.8	5.4	5.1	
Pretty good chance	1.5	2.9	2.7	2.4	2.3	
Very good chance	1.6	2.8	2.4	2.6	2.3	
N of Valid	4496	4836	3755	2837	15924	
N of Miss	132	97	75	50	354	

Table 52: What are the chances you would be seen as cool if you: regularly volunteered to do community service?






Response	6	8	10	12	Total	
No or very little chance	17.3	23.9	20.0	17.7	20.0	
Little chance	12.5	20.7	22.6	21.3	18.9	
Some chance	22.5	25.8	28.7	28.9	26.1	
Pretty good chance	22.0	18.2	17.8	19.5	19.4	
Very good chance	25.7	11.4	10.9	12.7	15.5	
N of Valid	4505	4845	3760	2843	15953	
N of Miss	127	95	72	45	339	

Table 53: Think of your four best friends (the friends you feel closest to). In the past year (12 months), how many of your best friends have: participated in clubs, organizations or activities at school?






Response	6	8	10	12	Total	
0	13.0	11.3	10.0	8.6	11.0	
1	14.0	10.8	11.3	9.8	11.6	
2	19.9	19.1	19.1	17.2	19.0	
3	18.1	17.8	16.4	16.6	17.4	
4	35.0	41.0	43.2	47.8	41.0	
N of Valid	4509	4846	3751	2822	15928	
N of Miss	118	88	79	65	350	



Table 54: Think of your four best friends (the friends you feel closest to). In the past year (12 months), how many of your best friends have: smoked cigarettes?






Response	6	8	10	12	Total	
0	94.0	77.8	62.7	50.5	74.0	
1	3.7	11.3	15.6	18.7	11.5	
2	1.2	5.5	9.5	12.5	6.4	
3	0.6	2.7	4.5	7.8	3.4	
4	0.5	2.7	7.6	10.6	4.6	
N of Valid	4528	4842	3738	2815	15923	
N of Miss	105	93	88	72	358	

Table 55: Think of your four best friends (the friends you feel closest to). In the past year (12 months), how many of your best friends have: tried beer, wine or hard liquor (for example, vodka, whiskey, or gin) when their parents didn't know about it?






Response	6	8	10	12	Total	
0	88.7	63.7	39.8	28.3	58.9	
1	6.6	14.4	16.0	15.3	12.7	
2	2.7	8.2	15.1	15.3	9.5	
3	1.1	5.5	10.1	11.6	6.4	
4	1.0	8.2	19.1	29.5	12.5	
N of Valid	4540	4845	3752	2822	15959	
N of Miss	94	94	80	65	333	

Table 56: Think of your four best friends (the friends you feel closest to). In the past year (12 months), how many of your best friends have: made a commitment to stay drug-free?






Response	6	8	10	12	Total	
0	11.4	21.4	30.0	37.6	23.5	
1	4.9	9.2	13.8	16.1	10.3	
2	6.2	8.3	12.2	11.5	9.2	
3	9.4	10.5	11.4	10.0	10.3	
4	68.1	50.6	32.6	24.9	46.8	
N of Valid	4513	4817	3740	2824	15894	
N of Miss	116	117	90	64	387	

Table 57: Think of your four best friends (the friends you feel closest to). In the past year (12 months), how many of your best friends have: used marijuana?






Response	6	8	10	12	Total	
0	96.8	79.6	56.4	46.0	73.1	
1	1.7	8.7	13.9	15.4	9.1	
2	0.6	5.1	9.9	12.3	6.2	
3	0.4	3.2	7.5	9.4	4.5	
4	0.5	3.4	12.3	16.9	7.1	
N of Valid	4511	4839	3744	2817	15911	
N of Miss	110	92	82	68	352	

Table 58: Think of your four best friends (the friends you feel closest to). In the past year (12 months), how many of your best friends have: tried to do well in school?






Response	6	8	10	12	Total	
0	2.3	3.3	3.3	2.8	2.9	
1	3.0	5.0	6.5	5.5	4.9	
2	6.6	10.3	15.1	15.0	11.2	
3	15.9	21.0	23.6	22.1	20.4	
4	72.2	60.4	51.6	54.6	60.7	
N of Valid	4525	4845	3738	2822	15930	
N of Miss	102	89	91	65	347	

Table 59: Think of your four best friends (the friends you feel closest to). In the past year (12 months), how many of your best friends have: used LSD, cocaine, amphetamines, or other illegal drugs?






Response	6	8	10	12	Total	
0	97.5	90.0	83.7	81.4	89.1	
1	1.5	5.6	8.0	9.6	5.7	
2	0.4	2.1	3.9	4.2	2.4	
3	0.2	1.1	1.9	1.8	1.2	
4	0.4	1.3	2.5	3.0	1.6	
N of Valid	4531	4857	3756	2823	15967	
N of Miss	102	81	76	64	323	

Table 60: Think of your four best friends (the friends you feel closest to). In the past year (12 months), how many of your best friends have: been suspended from school?






Response	6	8	10	12	Total	
0	72.7	62.0	65.8	75.9	68.4	
1	16.9	18.4	15.8	12.0	16.2	
2	5.6	9.6	9.5	6.1	7.8	
3	2.0	4.1	4.0	2.7	3.2	
4	2.8	5.9	4.9	3.3	4.3	
N of Valid	4517	4853	3740	2818	15928	
N of Miss	112	79	85	67	343	

Table 61: Think of your four best friends (the friends you feel closest to). In the past year (12 months), how many of your best friends have: liked school?






Response	6	8	10	12	Total	
0	10.2	17.9	24.1	25.1	18.4	
1	9.9	13.3	14.9	14.1	12.8	
2	19.2	21.4	24.7	24.2	22.1	
3	25.6	22.9	18.4	17.7	21.7	
4	35.1	24.5	17.8	19.0	25.0	
N of Valid	4538	4845	3746	2818	15947	
N of Miss	87	90	83	69	329	

Table 62: Think of your four best friends (the friends you feel closest to). In the past year (12 months), how many of your best friends have: carried a handgun?






Response	6	8	10	12	Total	
0	96.0	94.2	94.4	94.5	94.8	
1	2.2	3.2	3.0	2.7	2.8	
2	0.8	1.3	1.3	1.3	1.2	
3	0.3	0.6	0.7	0.6	0.5	
4	0.7	0.8	0.7	0.8	0.7	
N of Valid	4543	4857	3752	2821	15973	
N of Miss	91	83	80	67	321	

Table 63: Think of your four best friends (the friends you feel closest to). In the past year (12 months), how many of your best friends have: sold illegal drugs?






Response	6	8	10	12	Total	
0	98.9	92.1	83.2	79.7	89.7	
1	0.6	4.9	8.9	9.9	5.5	
2	0.2	1.6	4.1	5.7	2.5	
3	0.0	0.6	1.6	2.1	0.9	
4	0.3	0.7	2.2	2.7	1.3	
N of Valid	4517	4813	3743	2815	15888	
N of Miss	114	120	85	72	391	

Table 64: Think of your four best friends (the friends you feel closest to). In the past year (12 months), how many of your best friends have: regularly attended religious services?






Response	6	8	10	12	Total	
0	21.9	15.7	16.8	19.6	18.4	
1	11.9	13.5	16.8	18.5	14.7	
2	16.8	20.2	22.2	23.6	20.3	
3	19.0	21.2	18.9	16.2	19.2	
4	30.4	29.3	25.4	22.0	27.4	
N of Valid	4400	4816	3739	2821	15776	
N of Miss	228	118	89	67	502	

Table 65: Think of your four best friends (the friends you feel closest to). In the past year (12 months), how many of your best friends have: stolen or tried to steal a motor vehicle such as a car or motorcycle?






Response	6	8	10	12	Total	
0	97.1	94.5	93.5	95.2	95.2	
1	1.8	3.3	3.7	2.6	2.8	
2	0.5	1.1	1.4	1.1	1.0	
3	0.3	0.5	0.5	0.4	0.4	
4	0.3	0.6	0.9	0.7	0.6	
N of Valid	4545	4861	3757	2818	15981	
N of Miss	91	77	74	70	312	

Table 66: Think of your four best friends (the friends you feel closest to). In the past year (12 months), how many of your best friends have: been arrested?






Response	6	8	10	12	Total	
0	94.4	84.9	79.3	80.4	85.5	
1	3.9	8.8	11.0	11.0	8.3	
2	1.0	3.6	5.2	5.1	3.5	
3	0.2	1.3	2.0	1.7	1.2	
4	0.6	1.4	2.5	1.8	1.5	
N of Valid	4541	4864	3754	2820	15979	
N of Miss	95	76	77	68	316	

Table 67: Think of your four best friends (the friends you feel closest to). In the past year (12 months), how many of your best friends have: dropped out of school?






Response	6	8	10	12	Total	
0	94.9	95.1	90.9	87.8	92.8	
1	3.6	3.0	5.9	8.4	4.8	
2	0.8	0.9	1.8	2.0	1.3	
3	0.3	0.4	0.4	0.9	0.5	
4	0.5	0.5	1.1	0.9	0.7	
N of Valid	4532	4863	3755	2820	15970	
N of Miss	103	77	75	68	323	

Table 68: Think of your four best friends (the friends you feel closest to). In the past year (12 months), how many of your best friends have: been members of a gang?






Response	6	8	10	12	Total	
0	92.7	87.1	88.9	91.8	90.0	
1	3.8	6.3	5.4	3.7	4.9	
2	1.3	2.7	2.1	1.7	2.0	
3	0.7	1.3	1.4	0.9	1.1	
4	1.5	2.5	2.3	1.9	2.0	
N of Valid	4541	4862	3753	2818	15974	
N of Miss	94	78	77	70	319	

Table 69: How old were you when you first: smoked marijuana?










Response	6	8	10	12	Total	
Never	99.3	91.8	76.3	63.9	85.4	
10 or younger	0.3	1.0	1.6	1.5	1.0	
11	0.1	1.2	1.1	0.8	0.8	
12	0.1	2.1	2.7	2.2	1.7	
13	0.0	3.1	4.5	3.6	2.6	
14	0.0	0.7	6.6	5.4	2.7	
15	0.0	0.1	5.7	7.2	2.6	
16	0.0	0.0	1.4	9.8	2.1	
17 or older	0.0	0.0	0.1	5.6	1.0	
N of Valid	4586	4863	3760	2828	16037	
N of Miss	47	70	71	55	243	

Table 70: How old were you when you first: smoked a cigarette, even just a puff?










Response	6	8	10	12	Total	
Never	94.1	82.5	71.0	57.2	78.6	
10 or younger	4.0	7.0	8.0	7.0	6.4	
11	1.5	2.9	2.5	3.0	2.4	
12	0.3	3.4	3.6	3.5	2.6	
13	0.0	3.5	4.9	3.8	2.9	
14	0.0	0.7	4.4	5.1	2.1	
15	0.0	0.1	4.5	6.5	2.2	
16	0.0	0.0	1.0	7.3	1.5	
17 or older	0.0	0.0	0.0	6.7	1.2	
N of Valid	4570	4856	3760	2822	16008	
N of Miss	62	83	69	62	276	

Table 71: How old were you when you first: had more than a sip or two of beer, wine or hard liquor (for example, vodka, whiskey, or gin)?










Response	6	8	10	12	Total	
Never	84.8	65.3	48.4	33.0	61.2	
10 or younger	9.6	11.1	8.7	6.9	9.4	
11	4.7	5.2	3.1	2.1	4.0	
12	0.9	7.4	5.6	4.8	4.7	
13	0.0	8.9	9.1	5.9	5.9	
14	0.0	1.9	11.3	9.3	4.9	
15	0.0	0.1	11.5	12.4	4.9	
16	0.0	0.0	2.2	14.3	3.0	
17 or older	0.0	0.0	0.2	11.2	2.0	
N of Valid	4572	4850	3758	2824	16004	
N of Miss	59	77	70	62	268	

Table 72: How old were you when you first: began drinking alcoholic beverages regularly, that is, at least once or twice a month?










Response	6	8	10	12	Total	
Never	99.0	93.4	82.1	68.1	87.9	
10 or younger	0.5	0.8	0.5	0.3	0.6	
11	0.3	0.9	0.7	0.4	0.6	
12	0.0	1.4	1.1	1.2	0.9	
13	0.0	2.7	2.7	1.4	1.7	
14	0.0	0.8	4.6	2.9	1.8	
15	0.0	0.1	6.0	6.3	2.6	
16	0.0	0.0	2.2	10.3	2.3	
17 or older	0.0	0.0	0.1	9.0	1.6	
N of Valid	4575	4865	3753	2828	16021	
N of Miss	59	70	77	59	265	

Table 73: How old were you when you first: used phenoxydine (pox, px, breeze)?


Response	6	8	10	12	Total	
Never	100.0	100.0	100.0	100.0	100.0	
10 or younger	0.0	0.0	0.0	0.0	0.0	
11	0.0	0.0	0.0	0.0	0.0	
12	0.0	0.0	0.0	0.0	0.0	
13	0.0	0.0	0.0	0.0	0.0	
14	0.0	0.0	0.0	0.0	0.0	
15	0.0	0.0	0.0	0.0	0.0	
16	0.0	0.0	0.0	0.0	0.0	
17 or older	0.0	0.0	0.0	0.0	0.0	
N of Valid	4459	4844	3755	2824	15882	
N of Miss	174	92	73	61	400	

Table 74: How old were you when you first: got suspended from school?










Response	6	8	10	12	Total	
Never	91.3	83.9	80.1	80.7	84.6	
10 or younger	6.2	5.1	4.1	3.9	4.9	
11	2.0	3.1	2.1	1.7	2.3	
12	0.5	3.7	3.4	2.4	2.5	
13	0.0	3.5	4.3	2.8	2.6	
14	0.0	0.6	3.5	2.7	1.5	
15	0.0	0.1	2.1	2.3	0.9	
16	0.0	0.0	0.4	2.3	0.5	
17 or older	0.0	0.0	0.0	1.3	0.2	
N of Valid	4577	4850	3754	2829	16010	
N of Miss	55	77	72	58	262	



Table 75: How old were you when you first: got arrested?










Response	6	8	10	12	Total	
Never	99.0	96.4	92.9	91.5	95.4	
10 or younger	0.5	0.5	0.5	0.4	0.5	
11	0.3	0.6	0.4	0.2	0.4	
12	0.2	0.9	0.7	0.4	0.6	
13	0.0	1.3	0.9	0.7	0.8	
14	0.0	0.3	1.9	1.0	0.7	
15	0.0	0.0	2.0	1.8	0.8	
16	0.0	0.0	0.6	2.2	0.5	
17 or older	0.0	0.0	0.1	1.7	0.3	
N of Valid	4575	4862	3759	2824	16020	
N of Miss	60	76	72	63	271	

Table 76: How old were you when you first: carried a handgun?










Response	6	8	10	12	Total	
Never	97.1	96.5	95.6	96.5	96.5	
10 or younger	1.3	1.1	1.3	0.7	1.1	
11	1.1	0.5	0.4	0.1	0.6	
12	0.3	0.8	0.4	0.4	0.5	
13	0.1	0.7	0.6	0.5	0.5	
14	0.0	0.2	0.8	0.5	0.4	
15	0.0	0.1	0.6	0.5	0.3	
16	0.0	0.0	0.3	0.5	0.2	
17 or older	0.0	0.0	0.1	0.4	0.1	
N of Valid	4555	4837	3749	2820	15961	
N of Miss	74	99	83	67	323	

Table 77: How old were you when you first: attacked someone with the idea of seriously hurting them?


Response	6	8	10	12	Total	
Never	91.0	86.7	85.9	87.5	87.9	
10 or younger	5.1	4.0	3.5	2.1	3.9	
11	2.9	2.1	0.9	0.8	1.8	
12	0.9	3.0	2.0	1.4	1.9	
13	0.1	3.2	1.9	1.5	1.7	
14	0.0	0.9	2.7	1.6	1.2	
15	0.0	0.1	2.5	1.6	0.9	
16	0.0	0.0	0.6	1.9	0.5	
17 or older	0.0	0.0	0.1	1.5	0.3	
N of Valid	4560	4847	3753	2828	15988	
N of Miss	63	81	70	58	272	

Table 78: How old were you when you first: belonged to a gang?


Response	6	8	10	12	Total	
Never	97.9	96.1	96.5	96.5	96.8	
10 or younger	1.0	0.7	0.6	0.5	0.7	
11	0.8	0.6	0.2	0.1	0.5	
12	0.2	1.0	0.3	0.5	0.5	
13	0.1	1.1	0.6	0.6	0.6	
14	0.0	0.4	0.6	0.6	0.4	
15	0.0	0.1	0.8	0.4	0.3	
16	0.0	0.0	0.3	0.5	0.1	
17 or older	0.0	0.0	0.0	0.4	0.1	
N of Valid	4579	4862	3761	2830	16032	
N of Miss	56	73	68	58	255	

Table 79: How wrong do you think it is for someone your age to: take a handgun to school?





Response	6	8	10	12	Total	
Very wrong	92.5	85.2	87.3	91.6	88.9	
Wrong	6.0	11.7	9.3	6.4	8.6	
A little bit wrong	0.9	2.4	2.6	1.4	1.9	
Not wrong at all	0.5	0.7	0.9	0.5	0.7	
N of Valid	4592	4883	3773	2835	16083	
N of Miss	42	53	58	53	206	

Table 80: How wrong do you think it is for someone your age to: steal anything worth more than \$5?





Response	6	8	10	12	Total	
Very wrong	67.2	52.9	49.6	61.8	57.8	
Wrong	25.7	34.3	35.8	28.0	31.1	
A little bit wrong	6.0	11.0	12.2	8.6	9.4	
Not wrong at all	1.1	1.8	2.4	1.7	1.7	
N of Valid	4580	4880	3765	2830	16055	
N of Miss	52	56	66	55	229	

Table 81: How wrong do you think it is for someone your age to: pick a fight with someone?





Response	6	8	10	12	Total	
Very wrong	58.8	36.3	30.9	40.1	42.1	
Wrong	27.5	35.2	36.0	32.3	32.7	
A little bit wrong	11.2	23.1	26.4	22.8	20.4	
Not wrong at all	2.5	5.3	6.8	4.9	4.8	
N of Valid	4562	4864	3757	2816	15999	
N of Miss	70	74	73	72	289	

Table 82: How wrong do you think it is for someone your age to: attack someone with the idea of seriously hurting them?


Response	6	8	10	12	Total	
Very wrong	85.3	70.4	62.8	67.6	72.4	
Wrong	10.5	20.0	24.7	21.4	18.6	
A little bit wrong	3.0	7.2	9.2	8.5	6.7	
Not wrong at all	1.2	2.4	3.2	2.5	2.3	
N of Valid	4580	4870	3763	2829	16042	
N of Miss	56	66	68	58	248	

Table 83: How wrong do you think it is for someone your age to: stay away from school all day when their parents think they are at school?

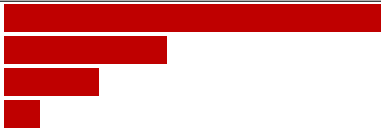
Response	6	8	10	12	Total	
Very wrong	84.9	60.8	42.7	38.9	59.6	
Wrong	11.6	26.6	32.5	29.6	24.2	
A little bit wrong	2.8	10.2	20.0	25.1	13.0	
Not wrong at all	0.8	2.5	4.8	6.3	3.2	
N of Valid	4580	4874	3764	2832	16050	
N of Miss	54	65	66	55	240	

Table 84: How wrong do you think it is for someone your age to: drink beer, wine or hard liquor (for example, vodka, whiskey, or gin) regularly?


Response	6	8	10	12	Total	
Very wrong	91.4	70.1	48.7	38.9	65.7	
Wrong	6.2	17.0	23.3	23.0	16.5	
A little bit wrong	1.7	9.3	19.8	25.1	12.4	
Not wrong at all	0.7	3.6	8.1	12.9	5.5	
N of Valid	4581	4882	3764	2828	16055	
N of Miss	55	57	68	59	239	

Table 85: How wrong do you think it is for someone your age to: smoke cigarettes?





Response	6	8	10	12	Total	
Very wrong	92.2	75.5	60.2	47.6	71.7	
Wrong	5.9	16.1	21.1	21.5	15.3	
A little bit wrong	1.1	6.2	12.1	17.6	8.2	
Not wrong at all	0.8	2.2	6.6	13.3	4.8	
N of Valid	4576	4881	3766	2832	16055	
N of Miss	58	59	66	56	239	

Table 86: How wrong do you think it is for someone your age to: smoke marijuana?





Response	6	8	10	12	Total	
Very wrong	96.3	80.7	60.6	52.0	75.4	
Wrong	2.6	9.7	16.1	16.6	10.4	
A little bit wrong	0.4	5.7	11.5	14.6	7.1	
Not wrong at all	0.7	3.9	11.8	16.8	7.1	
N of Valid	4574	4880	3761	2832	16047	
N of Miss	61	59	70	56	246	

Table 87: How wrong do you think it is for someone your age to: use LSD, cocaine, amphetamines or another illegal drug?





Response	6	8	10	12	Total	
Very wrong	98.1	91.9	87.5	84.8	91.4	
Wrong	1.3	5.8	8.0	9.3	5.7	
A little bit wrong	0.2	1.5	2.6	4.0	1.8	
Not wrong at all	0.4	0.7	1.9	2.0	1.1	
N of Valid	4567	4880	3771	2833	16051	
N of Miss	68	59	61	55	243	

Table 88: At school during the past 12 months, did you receive help from the resource teacher, speech therapist or other special education teacher?



Response	6	8	10	12	Total	
No	78.0	86.4	90.3	91.4	85.9	
Yes	22.0	13.6	9.7	8.6	14.1	
N of Valid	4343	4729	3659	2770	15501	
N of Miss	291	211	173	117	792	

Table 89: How many times in the past year (12 months) have you: been suspended from school?








Response	6	8	10	12	Total	
Never	93.4	88.9	89.6	92.5	91.0	
1 to 2 times	5.6	8.4	7.8	5.8	7.0	
3 to 5 times	0.6	1.5	1.6	1.1	1.2	
6 to 9 times	0.2	0.6	0.6	0.2	0.4	
10 to 19 times	0.1	0.4	0.3	0.1	0.2	
20 to 29 times	0.1	0.0	0.0	0.1	0.1	
30 to 39 times	0.0	0.0	0.0	0.0	0.0	
40+ times	0.1	0.2	0.1	0.1	0.1	
N of Valid	4582	4881	3761	2827	16051	
N of Miss	52	58	71	60	241	

Table 90: How many times in the past year (12 months) have you: carried a handgun?









Response	6	8	10	12	Total	
Never	97.2	96.4	96.4	97.3	96.8	
1 to 2 times	1.6	2.1	1.7	1.2	1.7	
3 to 5 times	0.5	0.6	0.7	0.4	0.5	
6 to 9 times	0.2	0.1	0.2	0.2	0.2	
10 to 19 times	0.2	0.2	0.2	0.2	0.2	
20 to 29 times	0.1	0.0	0.2	0.1	0.1	
30 to 39 times	0.0	0.1	0.1	0.1	0.1	
40+ times	0.2	0.5	0.5	0.4	0.4	
N of Valid	4576	4878	3761	2825	16040	
N of Miss	60	60	71	63	254	

Table 91: How many times in the past year (12 months) have you: sold illegal drugs?









Response	6	8	10	12	Total	
Never	99.8	98.2	94.7	92.3	96.8	
1 to 2 times	0.1	0.9	2.5	2.8	1.4	
3 to 5 times	0.0	0.3	0.9	1.4	0.6	
6 to 9 times	0.0	0.2	0.5	1.0	0.3	
10 to 19 times	0.0	0.2	0.4	0.7	0.3	
20 to 29 times	0.0	0.0	0.3	0.5	0.2	
30 to 39 times	0.0	0.0	0.1	0.1	0.1	
40+ times	0.0	0.2	0.6	1.1	0.4	
N of Valid	4544	4847	3735	2813	15939	
N of Miss	92	91	95	75	353	

Table 92: How many times in the past year (12 months) have you: stolen or tried to steal a motor vehicle such as a car or motorcycle?





Response	6	8	10	12	Total	
Never	99.3	98.7	97.6	99.1	98.7	
1 to 2 times	0.5	1.0	1.7	0.5	0.9	
3 to 5 times	0.1	0.2	0.3	0.2	0.2	
6 to 9 times	0.0	0.1	0.3	0.1	0.1	
10 to 19 times	0.0	0.0	0.1	0.0	0.0	
20 to 29 times	0.0	0.0	0.1	0.0	0.0	
30 to 39 times	0.0	0.0	0.0	0.0	0.0	
40+ times	0.0	0.1	0.0	0.1	0.0	
N of Valid	4570	4870	3757	2823	16020	
N of Miss	64	67	73	65	269	

Table 93: How many times in the past year (12 months) have you: participated in clubs, organizations or activities at school?









Response	6	8	10	12	Total	
Never	21.6	20.0	19.7	17.5	20.0	
1 to 2 times	28.0	24.2	18.8	14.0	22.2	
3 to 5 times	19.6	17.6	15.5	14.0	17.0	
6 to 9 times	11.0	10.0	8.9	9.4	9.9	
10 to 19 times	7.2	7.6	7.8	10.5	8.1	
20 to 29 times	3.5	4.2	6.4	7.4	5.1	
30 to 39 times	2.0	2.2	3.0	3.8	2.6	
40+ times	7.1	14.1	19.8	23.5	15.1	
N of Valid	4533	4857	3747	2821	15958	
N of Miss	94	75	78	64	311	

Table 94: How many times in the past year (12 months) have you: been arrested?







Response	6	8	10	12	Total	
Never	98.9	96.7	94.7	94.9	96.5	
1 to 2 times	0.9	2.8	4.4	4.4	2.9	
3 to 5 times	0.2	0.3	0.7	0.2	0.3	
6 to 9 times	0.0	0.1	0.1	0.2	0.1	
10 to 19 times	0.0	0.0	0.1	0.0	0.0	
20 to 29 times	0.0	0.1	0.1	0.1	0.1	
30 to 39 times	0.0	0.0	0.0	0.0	0.0	
40+ times	0.0	0.1	0.1	0.1	0.1	
N of Valid	4557	4867	3752	2818	15994	
N of Miss	69	66	76	65	276	



Table 95: How many times in the past year (12 months) have you: done extra work on your own for school?









Response	6	8	10	12	Total	
Never	21.2	27.6	27.7	25.4	25.4	
1 to 2 times	30.2	26.2	22.0	18.4	25.0	
3 to 5 times	18.2	16.3	16.5	16.1	16.9	
6 to 9 times	10.7	9.3	11.3	10.5	10.4	
10 to 19 times	7.0	7.4	9.7	10.4	8.4	
20 to 29 times	3.5	4.7	4.5	7.2	4.7	
30 to 39 times	2.2	2.1	2.1	2.8	2.2	
40+ times	7.0	6.4	6.2	9.2	7.0	
N of Valid	4538	4864	3750	2816	15968	
N of Miss	96	71	79	71	317	

Table 96: How many times in the past year (12 months) have you: attacked someone with the idea of seriously hurting them?









Response	6	8	10	12	Total	
Never	91.8	88.4	89.4	91.8	90.2	
1 to 2 times	5.4	7.8	7.0	5.6	6.6	
3 to 5 times	1.5	1.9	1.9	1.2	1.7	
6 to 9 times	0.5	0.7	0.6	0.7	0.6	
10 to 19 times	0.4	0.4	0.6	0.3	0.4	
20 to 29 times	0.1	0.2	0.0	0.2	0.1	
30 to 39 times	0.1	0.1	0.1	0.0	0.1	
40+ times	0.3	0.5	0.5	0.1	0.3	
N of Valid	4565	4864	3755	2818	16002	
N of Miss	70	74	77	70	291	

Table 97: How many times in the past year (12 months) have you: been drunk or high at school?









Response	6	8	10	12	Total	
Never	98.9	94.0	86.5	82.6	91.6	
1 to 2 times	0.7	3.6	6.3	5.9	3.8	
3 to 5 times	0.1	1.0	2.2	3.7	1.5	
6 to 9 times	0.0	0.6	1.4	2.1	0.9	
10 to 19 times	0.0	0.2	1.2	1.6	0.6	
20 to 29 times	0.0	0.1	0.7	0.8	0.4	
30 to 39 times	0.0	0.1	0.3	0.3	0.2	
40+ times	0.1	0.4	1.4	3.2	1.0	
N of Valid	4537	4855	3740	2817	15949	
N of Miss	94	80	88	70	332	

Table 98: How many times in the past year (12 months) have you: volunteered to do community service?









Response	6	8	10	12	Total	
Never	42.1	45.4	37.6	31.6	40.2	
1 to 2 times	25.0	22.5	20.6	18.8	22.1	
3 to 5 times	12.9	12.4	14.6	13.7	13.3	
6 to 9 times	7.4	7.6	10.2	10.4	8.7	
10 to 19 times	4.1	5.0	6.9	9.7	6.0	
20 to 29 times	2.7	2.8	3.8	6.1	3.6	
30 to 39 times	1.6	1.5	1.7	2.5	1.8	
40+ times	4.3	2.8	4.6	7.2	4.4	
N of Valid	4523	4859	3747	2821	15950	
N of Miss	109	75	81	66	331	

Table 99: How many times in the past year (12 months) have you: taken a handgun to school?





Response	6	8	10	12	Total	
Never	99.7	99.5	99.2	99.4	99.5	
1 to 2 times	0.2	0.3	0.5	0.5	0.3	
3 to 5 times	0.0	0.1	0.1	0.0	0.1	
6 to 9 times	0.0	0.0	0.0	0.0	0.0	
10 to 19 times	0.0	0.0	0.0	0.0	0.0	
20 to 29 times	0.0	0.0	0.0	0.0	0.0	
30 to 39 times	0.0	0.0	0.0	0.0	0.0	
40+ times	0.0	0.1	0.2	0.0	0.1	
N of Valid	4568	4871	3760	2820	16019	
N of Miss	68	69	71	68	276	

Table 100: Are you currently on probation, or assigned a probation officer with Juvenile Court?



Response	6	8	10	12	Total	
No	98.8	97.9	97.5	98.1	98.1	
Yes	1.2	2.1	2.5	1.9	1.9	
N of Valid	3981	4358	3422	2632	14393	
N of Miss	655	582	409	256	1902	

Table 101: Have you ever belonged to a gang?






Response	6	8	10	12	Total	
No	95.6	92.8	94.1	94.8	94.3	
No, but would like to	1.1	1.8	1.1	1.2	1.3	
Yes, in the past	2.1	3.6	3.2	2.4	2.9	
Yes, belong now	0.9	1.5	1.3	1.4	1.3	
Yes, but would like to get out	0.3	0.3	0.3	0.1	0.3	
N of Valid	4566	4865	3750	2821	16002	
N of Miss	67	71	81	65	284	

Table 102: If you have ever belonged to a gang, did that gang have a name?




Response	6	8	10	12	Total	
No	7.2	6.4	10.0	12.7	8.6	
Yes	2.9	5.4	4.4	3.9	4.2	
I have never belonged to a gang	89.9	88.2	85.6	83.4	87.2	
N of Valid	4504	4786	3679	2766	15735	
N of Miss	121	139	127	94	481	

Table 103: How many times have you done the following things? done what feels good no matter what.







Response	6	8	10	12	Total	
Never	46.3	38.5	29.6	25.0	36.2	
I've done it, but not in the past year	14.6	15.0	13.9	12.2	14.1	
Less than once a month	7.0	10.1	13.1	13.9	10.6	
About once a month	4.8	7.7	9.8	11.6	8.1	
2 or 3 times a month	7.1	9.0	11.8	11.8	9.6	
Once a week or more	20.2	19.6	21.8	25.5	21.4	
N of Valid	4381	4775	3706	2789	15651	
N of Miss	251	156	123	98	628	

Table 104: How many times have you done the following things? done something dangerous because someone dared you to do it.







Response	6	8	10	12	Total	
Never	74.0	56.7	49.3	50.1	58.7	
I've done it, but not in the past year	16.8	22.3	22.2	22.7	20.8	
Less than once a month	3.9	9.4	13.1	13.8	9.5	
About once a month	1.7	4.5	7.1	6.8	4.7	
2 or 3 times a month	1.8	3.6	5.0	3.8	3.5	
Once a week or more	1.8	3.4	3.5	2.8	2.8	
N of Valid	4534	4851	3729	2808	15922	
N of Miss	100	87	102	80	369	

Table 105: How many times have you done the following things? done crazy things even if they are a little dangerous.







Response	6	8	10	12	Total	
Never	61.5	41.5	30.9	30.3	42.7	
I've done it, but not in the past year	21.8	23.7	22.4	21.2	22.4	
Less than once a month	6.3	11.5	16.6	18.2	12.4	
About once a month	2.9	7.7	10.2	12.2	7.7	
2 or 3 times a month	3.0	6.8	10.2	9.3	6.9	
Once a week or more	4.4	8.9	9.7	8.9	7.8	
N of Valid	4523	4849	3727	2806	15905	
N of Miss	112	90	102	82	386	

Table 106: You're looking at CD's in a music store with a friend. You look up and see her slip a CD under her coat. She smiles and says 'Which one do you want? Go ahead, take it while nobody's around.' There is nobody in sight, no employees and no other customers. What would you do now?





Response	6	8	10	12	Total	
Ignore her	10.7	14.1	20.2	22.5	16.0	
Grab a CD and leave the store	2.1	5.8	7.9	5.1	5.1	
Tell her to put the CD back	66.7	47.4	38.2	39.0	49.3	
Act like it is a joke, and ask her to put the CD back	20.5	32.7	33.7	33.4	29.6	
N of Valid	4517	4843	3727	2812	15899	
N of Miss	83	72	89	69	313	

Table 107: You are visiting another part of town, and you don't know any of the people your age there. You are walking down the street, and some teenager you don't know is walking toward you. He is about your size, and as he is about to pass you, he deliberately bumps into you and you almost lose your balance. What would you say or do?





Response	6	8	10	12	Total	
Push the person back	10.2	14.6	13.0	12.8	12.6	
Say 'Excuse me' and keep on walking	56.6	47.1	49.6	55.5	51.9	
Say 'Watch where you are going' and keep on walking	28.1	28.3	25.7	21.3	26.4	
Swear at the person and walk away	5.1	10.0	11.6	10.4	9.1	
N of Valid	4488	4803	3700	2804	15795	
N of Miss	121	88	103	76	388	

Table 108: You are at a party at someone's house, and one of your friends offers you a drink containing alcohol. What would you say or do?





Response	6	8	10	12	Total	
Drink it	2.7	14.6	29.3	38.9	19.0	
Tell your friend, 'No thanks, I don't drink' and suggest that you and your friend go and do something else	51.9	43.0	31.5	25.6	39.7	
Just say, 'No thanks' and walk away	25.7	27.3	28.8	28.8	27.5	
Make up a good excuse, tell your friend you had something else to do, and leave	19.7	15.1	10.4	6.6	13.8	
N of Valid	4507	4834	3728	2805	15874	
N of Miss	100	88	97	81	366	

Table 109: It's 8:00 on a weeknight and you are about to go over to a friend's home when your mother asks you where you are going. You say 'Oh, just going to go hang out with some friends.' She says, 'No, you'll just get into trouble if you go out. Stay home tonight.' What would you do now?





Response	6	8	10	12	Total	
Leave the house anyway	2.7	5.0	6.4	7.2	5.1	
Explain what you are going to do with your friends, tell her when you will get home, and ask if you can go out	58.1	68.2	71.9	76.0	67.6	
Not say anything and start watching TV	34.9	19.7	13.8	10.7	21.0	
Get into an argument with her	4.2	7.2	8.0	6.1	6.3	
N of Valid	4501	4804	3699	2797	15801	
N of Miss	118	88	96	75	377	

Table 110: How often do you attend religious services or activities?





Response	6	8	10	12	Total	
Never	15.1	11.9	14.4	17.9	14.5	
Rarely	24.4	22.8	23.2	26.8	24.1	
1-2 Times a Month	13.9	14.3	14.6	14.5	14.3	
About Once a Week or More	46.6	51.0	47.8	40.9	47.2	
N of Valid	4455	4853	3734	2817	15859	
N of Miss	181	85	95	71	432	

Table 111: I do the opposite of what people tell me, just to get them mad.





Response	6	8	10	12	Total	
Very False	57.0	37.8	33.7	42.2	43.0	
Somewhat False	26.8	33.9	32.0	30.1	30.8	
Somewhat True	14.2	25.0	31.1	25.4	23.5	
Very True	1.9	3.3	3.2	2.3	2.7	
N of Valid	4482	4837	3732	2810	15861	
N of Miss	149	96	99	77	421	

Table 112: I like to see how much I can get away with.





Response	6	8	10	12	Total	
Very False	67.6	46.9	37.0	38.2	48.9	
Somewhat False	20.2	27.3	28.2	28.2	25.7	
Somewhat True	9.6	20.1	27.7	26.6	20.1	
Very True	2.7	5.7	7.1	7.0	5.4	
N of Valid	4476	4840	3725	2811	15852	
N of Miss	159	97	103	77	436	

Table 113: I ignore rules that get in my way.





Response	6	8	10	12	Total	
Very False	73.7	52.9	41.4	42.6	54.3	
Somewhat False	17.3	26.9	30.8	30.2	25.7	
Somewhat True	7.0	15.9	22.3	21.9	16.0	
Very True	2.0	4.3	5.5	5.3	4.1	
N of Valid	4490	4840	3726	2805	15861	
N of Miss	143	95	103	81	422	

Table 114: I think sometimes it's okay to cheat at school.


Response	6	8	10	12	Total	
NO!	72.0	43.7	22.8	21.8	43.0	
no	21.9	37.3	39.9	36.6	33.4	
yes	5.4	16.9	32.3	35.4	20.5	
YES!	0.8	2.1	5.0	6.3	3.1	
N of Valid	4525	4860	3728	2811	15924	
N of Miss	109	79	100	76	364	

Table 115: It is important to think before you act.


Response	6	8	10	12	Total	
NO!	1.3	1.3	1.4	0.8	1.3	
no	2.5	6.0	3.2	3.2	3.9	
yes	24.6	38.3	42.9	39.7	35.7	
YES!	71.5	54.4	52.5	56.4	59.2	
N of Valid	4512	4850	3728	2811	15901	
N of Miss	120	86	103	77	386	

Table 116: Sometimes I think that life is not worth it.

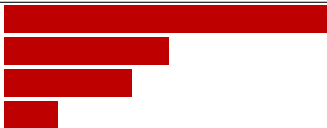
Response	6	8	10	12	Total	
NO!	57.9	48.4	46.5	49.6	50.8	
no	21.8	24.0	25.9	28.0	24.5	
yes	15.0	19.7	21.0	18.0	18.4	
YES!	5.4	7.9	6.6	4.4	6.3	
N of Valid	4440	4805	3702	2795	15742	
N of Miss	191	128	126	92	537	



Table 117: At times I think I am no good at all.

Response	6	8	10	12	Total	
NO!	32.2	32.2	29.2	33.8	31.8	
no	26.3	26.7	28.8	30.1	27.7	
yes	31.4	29.6	32.6	29.9	30.9	
YES!	10.1	11.5	9.4	6.2	9.6	
N of Valid	4458	4830	3718	2806	15812	
N of Miss	172	107	113	82	474	

Table 118: All in all, I am inclined to think that I am a failure.

Response	6	8	10	12	Total	
NO!	53.3	47.4	46.0	49.4	49.1	
no	28.2	32.6	34.3	35.7	32.3	
yes	13.3	14.4	14.6	11.7	13.7	
YES!	5.2	5.6	5.0	3.2	4.9	
N of Valid	4408	4818	3705	2801	15732	
N of Miss	222	121	125	86	554	

Table 119: In the past year, have you felt depressed or sad MOST days, even if you felt okay sometimes?

Response	6	8	10	12	Total	
NO!	33.1	34.3	31.9	34.7	33.5	
no	25.8	26.4	28.0	30.1	27.3	
yes	28.4	25.1	26.9	24.7	26.4	
YES!	12.7	14.2	13.3	10.4	12.9	
N of Valid	4468	4837	3708	2806	15819	
N of Miss	163	102	119	80	464	

Table 120: It is all right to beat up people if they start the fight.





Response	6	8	10	12	Total	
NO!	58.9	34.6	27.4	28.8	38.8	
no	20.4	25.1	25.3	24.5	23.7	
yes	13.2	24.5	26.5	26.9	22.2	
YES!	7.5	15.8	20.9	19.7	15.3	
N of Valid	4482	4830	3709	2806	15827	
N of Miss	146	102	118	80	446	

Table 121: I think it is okay to take something without asking if you can get away with it.





Response	6	8	10	12	Total	
NO!	78.6	61.4	52.4	58.3	63.6	
no	18.6	31.2	38.4	35.4	30.1	
yes	2.0	6.0	7.5	5.1	5.1	
YES!	0.8	1.5	1.7	1.2	1.3	
N of Valid	4453	4821	3699	2803	15776	
N of Miss	182	115	126	85	508	

Table 122: Sometimes we don't know what we will do as adults, but we may have an idea. Please answer how true these statements may be for you. WHEN I AM AN ADULT I WILL: smoke cigarettes.





Response	6	8	10	12	Total	
NO!	86.8	78.3	72.9	68.8	77.8	
no	10.9	17.0	19.4	20.0	16.4	
yes	1.8	4.0	5.5	8.0	4.4	
YES!	0.4	0.7	2.2	3.1	1.4	
N of Valid	4475	4828	3700	2797	15800	
N of Miss	159	109	131	86	485	

Table 123: Sometimes we don't know what we will do as adults, but we may have an idea. Please answer how true these statements may be for you. WHEN I AM AN ADULT I WILL: drink beer, wine, or liquor.

Response	6	8	10	12	Total	
NO!	62.8	40.7	28.4	20.0	40.4	
no	20.7	23.9	19.8	17.5	20.9	
yes	14.6	29.4	40.3	45.0	30.5	
YES!	1.9	6.0	11.4	17.6	8.2	
N of Valid	4450	4823	3693	2796	15762	
N of Miss	174	114	135	86	509	

Table 124: Sometimes we don't know what we will do as adults, but we may have an idea. Please answer how true these statements may be for you. WHEN I AM AN ADULT I WILL: smoke marijuana.

Response	6	8	10	12	Total	
NO!	94.2	81.0	67.7	63.0	78.4	
no	5.0	12.8	18.0	19.6	13.0	
yes	0.6	4.5	9.9	11.0	5.8	
YES!	0.2	1.7	4.4	6.4	2.8	
N of Valid	4457	4817	3689	2799	15762	
N of Miss	178	119	137	86	520	

Table 125: Sometimes we don't know what we will do as adults, but we may have an idea. Please answer how true these statements may be for you. WHEN I AM AN ADULT I WILL: use LSD, cocaine, amphetamines or another illegal drug.

Response	6	8	10	12	Total	
NO!	95.8	90.4	88.8	88.6	91.2	
no	3.9	8.9	9.7	9.4	7.8	
yes	0.2	0.5	1.0	1.3	0.7	
YES!	0.1	0.2	0.5	0.8	0.3	
N of Valid	4465	4828	3698	2800	15791	
N of Miss	171	112	133	86	502	

Table 126: How much do you think people risk harming themselves (physically or in other ways) if they: smoked one or more packs of cigarettes per day?





Response	6	8	10	12	Total	
No risk	10.9	5.4	3.8	3.2	6.2	
Slight risk	5.6	6.1	5.5	5.4	5.7	
Moderate risk	16.4	17.1	19.0	16.8	17.3	
Great risk	67.0	71.3	71.7	74.5	70.8	
N of Valid	4390	4782	3660	2789	15621	
N of Miss	243	153	169	98	663	

Table 127: How much do you think people risk harming themselves (physically or in other ways) if they: try marijuana once or twice?





Response	6	8	10	12	Total	
No risk	11.7	12.3	23.7	33.9	18.7	
Slight risk	16.1	20.7	27.9	25.9	22.0	
Moderate risk	27.7	26.6	20.4	17.3	23.8	
Great risk	44.5	40.4	28.0	22.8	35.5	
N of Valid	4362	4772	3649	2784	15567	
N of Miss	267	166	179	104	716	

Table 128: How much do you think people risk harming themselves (physically or in other ways) if they: smoke marijuana regularly?





Response	6	8	10	12	Total	
No risk	11.0	7.9	11.9	14.8	10.9	
Slight risk	3.3	6.5	13.7	18.6	9.5	
Moderate risk	9.5	13.0	19.8	21.2	15.1	
Great risk	76.2	72.6	54.7	45.4	64.5	
N of Valid	4322	4729	3620	2764	15435	
N of Miss	304	201	210	122	837	

Table 129: How much do you think people risk harming themselves (physically or in other ways) if they: take one or two drinks of an alcoholic beverage (beer, wine, liquor) nearly every day?

Response	6	8	10	12	Total	
No risk	12.4	9.6	10.2	10.9	10.8	
Slight risk	17.2	21.5	22.7	22.0	20.7	
Moderate risk	28.3	30.3	32.5	32.6	30.7	
Great risk	42.1	38.5	34.6	34.4	37.9	
N of Valid	4363	4757	3654	2782	15556	
N of Miss	268	181	174	106	729	

Table 130: How much do you think people risk harming themselves (physically or in other ways) if they: have five or more drinks once or twice each weekend?

Response	6	8	10	12	Total	
No risk	11.7	7.8	7.2	7.9	8.7	
Slight risk	8.5	10.4	13.2	16.7	11.7	
Moderate risk	21.7	25.0	28.3	30.3	25.8	
Great risk	58.1	56.8	51.3	45.1	53.8	
N of Valid	4365	4774	3662	2789	15590	
N of Miss	267	165	169	99	700	

Table 131: Have you ever used smokeless tobacco (chew, snuff, plug, dipping tobacco, or chewing tobacco)?

Response	6	8	10	12	Total	
Never	96.2	91.5	85.9	79.4	89.4	
Once or Twice	2.8	5.6	7.3	9.4	5.9	
Once in a while but not regularly	0.4	1.3	2.6	4.2	1.9	
Regularly in the past	0.4	0.9	1.6	2.4	1.2	
Regularly now	0.2	0.7	2.6	4.5	1.7	
N of Valid	4425	4793	3660	2793	15671	
N of Miss	210	147	172	94	623	

Table 132: How often have you taken smokeless tobacco during the past 30 days?

Response	6	8	10	12	Total	
Not at all	99.1	97.3	93.9	91.5	95.9	
Once or twice	0.6	1.5	2.8	2.4	1.7	
Once or twice per week	0.0	0.4	0.6	0.7	0.4	
Three to five times per week	0.0	0.1	0.4	0.6	0.2	
About once a day	0.1	0.3	0.5	0.9	0.4	
More than once a day	0.1	0.4	1.8	4.0	1.3	
N of Valid	4412	4787	3655	2791	15645	
N of Miss	224	151	176	97	648	

Table 133: Have you ever smoked cigarettes?

Response	6	8	10	12	Total	
Never	94.4	84.0	72.7	60.0	80.0	
Once or Twice	4.6	10.4	14.4	17.3	10.9	
Once in a while but not regularly	0.4	3.1	6.2	11.5	4.6	
Regularly in the past	0.5	1.6	3.4	4.3	2.2	
Regularly now	0.2	0.9	3.3	6.9	2.3	
N of Valid	4417	4781	3656	2791	15645	
N of Miss	216	157	176	96	645	

Table 134: How frequently have you smoked cigarettes during the past 30 days?

Response	6	8	10	12	Total	
Not at all	99.3	96.3	90.8	82.8	93.4	
Less than one cigarette per day	0.5	2.4	5.0	8.7	3.6	
One to five cigarettes per day	0.1	0.9	2.5	5.1	1.8	
About one-half pack per day	0.0	0.3	1.0	2.0	0.7	
About one pack per day	0.0	0.0	0.5	0.9	0.3	
About one and one-half packs per day	0.0	0.0	0.2	0.2	0.1	
Two packs or more per day	0.0	0.1	0.1	0.3	0.1	
N of Valid	4417	4790	3656	2785	15648	
N of Miss	219	150	176	99	644	

Table 135: Which statement best describes rules about smoking inside your home?






Response	6	8	10	12	Total	
Smoking is not allowed anywhere inside your home	75.2	73.7	76.0	78.4	75.5	
Smoking is allowed in some places and at some times	6.2	5.6	5.7	5.0	5.7	
Smoking is allowed anywhere inside the home	2.1	2.1	2.9	2.9	2.4	
There are no rules about smoking inside the home	2.8	5.0	5.1	5.9	4.6	
I don't know	13.7	13.6	10.3	7.7	11.8	
N of Valid	4381	4758	3640	2784	15563	
N of Miss	248	169	184	101	702	

Table 136: Which statement best describes rules about smoking in your family cars?







Response	6	8	10	12	Total	
Smoking is never allowed in any car	72.8	68.0	69.7	69.4	70.0	
Smoking is allowed sometimes or in some cars	9.1	9.3	8.9	11.6	9.6	
Smoking is allowed in any car anytime	2.6	3.4	3.9	4.1	3.4	
There are no rules about smoking in the car	3.3	6.3	6.6	7.2	5.7	
We do not have a family car	0.8	0.5	0.7	0.7	0.7	
I don't know	11.5	12.4	10.2	7.1	10.7	
N of Valid	4381	4758	3639	2781	15559	
N of Miss	251	173	189	105	718	

Table 137: During this school year, were you taught in any of your classes about the dangers of tobacco use?

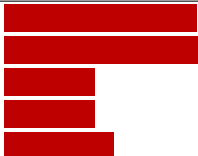
Response	6	8	10	12	Total	
Strongly agree	48.9	30.1	17.9	12.2	29.3	
Agree	25.3	34.1	34.5	27.3	30.5	
Disagree	5.9	11.2	16.1	18.9	12.3	
Strongly disagree	5.1	8.9	16.0	25.1	12.4	
I don't know	14.7	15.6	15.5	16.4	15.5	
N of Valid	4304	4679	3588	2746	15317	
N of Miss	324	255	240	141	960	

Table 138: During the past 12 months, have you participated in any community activities to discourage people your age from using cigarettes, chewing tobacco, snuff, dip or cigars?

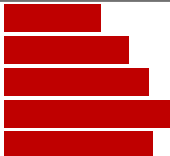
Response	6	8	10	12	Total	
Strongly agree	21.1	12.7	9.6	7.9	13.4	
Agree	21.0	19.2	16.0	14.0	18.0	
Disagree	14.1	22.3	25.7	24.3	21.2	
Strongly disagree	16.9	22.3	30.3	37.7	25.5	
I don't know	27.0	23.4	18.4	16.0	21.9	
N of Valid	4252	4685	3602	2763	15302	
N of Miss	378	251	227	124	980	

Table 139: On how many occasions have you had alcoholic beverages (beer, wine or hard liquor) to drink in your lifetime - more than just a few sips?


Response	6	8	10	12	Total	
0	88.6	70.2	50.3	35.6	64.6	
1-2	8.0	14.8	16.3	13.7	13.1	
3-5	1.7	5.9	10.0	10.5	6.5	
6-9	0.7	3.2	6.8	8.6	4.3	
10-19	0.5	2.9	6.9	9.3	4.3	
20-39	0.1	1.1	4.0	7.9	2.7	
40+	0.3	1.9	5.8	14.2	4.5	
N of Valid	4412	4806	3644	2772	15634	
N of Miss	223	133	187	116	659	



Table 140: On how many occasions have you had beer, wine or hard liquor to drink during the past 30 days?


Response	6	8	10	12	Total	
0	97.7	90.0	79.0	67.5	85.6	
1-2	1.8	6.7	11.8	15.2	8.0	
3-5	0.2	1.8	4.4	7.8	3.0	
6-9	0.1	0.7	2.3	4.9	1.7	
10-19	0.0	0.5	1.5	2.5	0.9	
20-39	0.1	0.1	0.5	1.0	0.3	
40+	0.0	0.2	0.5	1.0	0.4	
N of Valid	4409	4790	3631	2763	15593	
N of Miss	227	149	196	123	695	

Table 141: On how many occasions have you used marijuana (grass, pot) or hashish (hash, hash oil) in your lifetime?


Response	6	8	10	12	Total	
0	99.0	91.2	76.3	65.4	85.4	
1-2	0.7	3.4	6.8	6.8	4.1	
3-5	0.1	1.6	4.0	4.7	2.3	
6-9	0.1	1.1	2.2	3.6	1.5	
10-19	0.0	0.9	2.4	3.7	1.5	
20-39	0.0	0.6	2.2	3.5	1.3	
40+	0.1	1.1	6.1	12.4	4.0	
N of Valid	4402	4788	3617	2757	15564	
N of Miss	234	150	213	130	727	

Table 142: On how many occasions have you used marijuana (grass, pot) or hashish (hash, hash oil) during the past 30 days?


Response	6	8	10	12	Total	
0	99.7	96.0	88.4	83.6	93.1	
1-2	0.1	2.1	4.4	5.8	2.7	
3-5	0.1	0.8	2.4	2.5	1.3	
6-9	0.0	0.3	1.4	1.5	0.7	
10-19	0.0	0.4	1.2	2.0	0.7	
20-39	0.0	0.2	1.0	1.3	0.5	
40+	0.0	0.3	1.3	3.3	1.0	
N of Valid	4398	4797	3625	2763	15583	
N of Miss	238	143	205	124	710	

Table 143: On how many occasions have you used LSD or other psychedelics in your lifetime?


Response	6	8	10	12	Total	
0	99.9	99.3	97.8	95.4	98.4	
1-2	0.1	0.5	1.2	2.7	0.9	
3-5	0.0	0.1	0.6	1.1	0.4	
6-9	0.0	0.1	0.2	0.3	0.1	
10-19	0.0	0.0	0.1	0.3	0.1	
20-39	0.0	0.0	0.1	0.1	0.0	
40+	0.0	0.1	0.1	0.0	0.1	
N of Valid	4376	4795	3638	2765	15574	
N of Miss	260	145	193	122	720	

Table 144: On how many occasions have you used LSD or other psychedelics during the past 30 days?


Response	6	8	10	12	Total	
0	100.0	99.8	99.4	99.0	99.6	
1-2	0.0	0.0	0.4	0.9	0.3	
3-5	0.0	0.0	0.1	0.0	0.0	
6-9	0.0	0.1	0.1	0.0	0.0	
10-19	0.0	0.0	0.0	0.1	0.0	
20-39	0.0	0.0	0.0	0.0	0.0	
40+	0.0	0.0	0.0	0.0	0.0	
N of Valid	4375	4795	3637	2767	15574	
N of Miss	261	143	194	119	717	

Table 145: On how many occasions have you used cocaine or crack in your lifetime?


Response	6	8	10	12	Total	
0	99.7	99.0	98.2	97.0	98.7	
1-2	0.2	0.7	1.2	2.1	0.9	
3-5	0.0	0.2	0.2	0.4	0.2	
6-9	0.0	0.0	0.2	0.1	0.1	
10-19	0.0	0.0	0.1	0.3	0.1	
20-39	0.0	0.0	0.0	0.0	0.0	
40+	0.0	0.0	0.1	0.1	0.0	
N of Valid	4393	4795	3640	2765	15593	
N of Miss	243	145	191	123	702	

Table 146: On how many occasions have you used cocaine or crack during the past 30 days?



Response	6	8	10	12	Total	
0	99.9	99.7	99.7	99.7	99.7	
1-2	0.1	0.2	0.2	0.3	0.2	
3-5	0.0	0.0	0.0	0.0	0.0	
6-9	0.0	0.0	0.0	0.0	0.0	
10-19	0.0	0.0	0.0	0.0	0.0	
20-39	0.0	0.0	0.0	0.0	0.0	
40+	0.0	0.0	0.1	0.0	0.0	
N of Valid	4391	4789	3631	2761	15572	
N of Miss	245	149	200	126	720	

Table 147: On how many occasions have you sniffed glue, breathed the contents of an aerosol spray can, or inhaled other gases or sprays, in order to get high in your lifetime?








Response	6	8	10	12	Total	
0	94.1	88.3	89.7	91.8	90.8	
1-2	3.9	6.7	5.7	4.7	5.3	
3-5	1.2	2.1	2.3	1.6	1.8	
6-9	0.4	1.2	1.2	0.9	0.9	
10-19	0.2	0.6	0.6	0.7	0.5	
20-39	0.1	0.4	0.3	0.2	0.3	
40+	0.2	0.6	0.4	0.3	0.4	
N of Valid	4382	4791	3634	2765	15572	
N of Miss	251	148	197	123	719	

Table 148: On how many occasions have you sniffed glue, breathed the contents of an aerosol spray can, or inhaled other gases or sprays, in order to get high during the past 30 days?







Response	6	8	10	12	Total	
0	97.9	96.0	97.9	99.0	97.5	
1-2	1.7	2.9	1.4	0.8	1.8	
3-5	0.3	0.7	0.4	0.1	0.4	
6-9	0.0	0.2	0.1	0.1	0.1	
10-19	0.0	0.2	0.1	0.0	0.1	
20-39	0.0	0.0	0.0	0.0	0.0	
40+	0.1	0.1	0.1	0.0	0.1	
N of Valid	4376	4791	3637	2763	15567	
N of Miss	260	149	194	125	728	

Table 149: On how many occasions have you used phenoxydine (pox, px, breeze) in your lifetime?


Response	6	8	10	12	Total	
0	100.0	100.0	100.0	100.0	100.0	
1-2	0.0	0.0	0.0	0.0	0.0	
3-5	0.0	0.0	0.0	0.0	0.0	
6-9	0.0	0.0	0.0	0.0	0.0	
10-19	0.0	0.0	0.0	0.0	0.0	
20-39	0.0	0.0	0.0	0.0	0.0	
40+	0.0	0.0	0.0	0.0	0.0	
N of Valid	4344	4788	3633	2761	15526	
N of Miss	292	152	198	127	769	

Table 150: On how many occasions have you used phenoxydine (pox, px, breeze) during the past 30 days?


Response	6	8	10	12	Total	
0	100.0	100.0	100.0	100.0	100.0	
1-2	0.0	0.0	0.0	0.0	0.0	
3-5	0.0	0.0	0.0	0.0	0.0	
6-9	0.0	0.0	0.0	0.0	0.0	
10-19	0.0	0.0	0.0	0.0	0.0	
20-39	0.0	0.0	0.0	0.0	0.0	
40+	0.0	0.0	0.0	0.0	0.0	
N of Valid	4332	4778	3633	2754	15497	
N of Miss	304	160	198	132	794	

Table 151: On how many occasions have you used sedatives (tranquilizers, such as Valium or Xanax, barbiturates, or sleeping pills) without a doctor telling you to take them, in your lifetime?








Response	6	8	10	12	Total	
0	96.4	91.7	86.6	86.7	90.9	
1-2	2.4	4.3	5.2	4.0	3.9	
3-5	0.6	1.6	3.0	2.8	1.8	
6-9	0.3	0.8	2.0	1.7	1.1	
10-19	0.2	0.6	1.5	2.5	1.0	
20-39	0.0	0.4	0.7	0.8	0.4	
40+	0.2	0.6	1.1	1.6	0.8	
N of Valid	4361	4784	3627	2766	15538	
N of Miss	274	156	202	121	753	

Table 152: On how many occasions have you used sedatives (tranquilizers, such as Valium or Xanax, barbiturates, or sleeping pills) without a doctor telling you to take them, during the past 30 days?


Response	6	8	10	12	Total	
0	98.9	96.7	93.7	94.7	96.3	
1-2	0.8	2.2	3.5	3.1	2.3	
3-5	0.1	0.5	1.5	1.1	0.7	
6-9	0.1	0.3	0.6	0.7	0.4	
10-19	0.1	0.1	0.4	0.2	0.2	
20-39	0.0	0.0	0.2	0.1	0.1	
40+	0.1	0.1	0.1	0.1	0.1	
N of Valid	4357	4777	3630	2763	15527	
N of Miss	277	161	202	124	764	

Table 153: On how many occasions have you used methamphetamines (meth, speed, crank, crystal meth) in your lifetime?


Response	6	8	10	12	Total	
0	99.8	99.2	98.6	98.3	99.1	
1-2	0.1	0.4	0.9	1.0	0.6	
3-5	0.0	0.2	0.2	0.2	0.2	
6-9	0.0	0.1	0.1	0.2	0.1	
10-19	0.0	0.0	0.1	0.1	0.1	
20-39	0.0	0.0	0.0	0.1	0.0	
40+	0.0	0.0	0.0	0.1	0.0	
N of Valid	4357	4784	3628	2761	15530	
N of Miss	279	155	203	126	763	

Table 154: On how many occasions have you used methamphetamines (meth, speed, crank, crystal meth) in the past 30 days?



Response	6	8	10	12	Total	
0	99.9	99.8	99.6	99.8	99.8	
1-2	0.1	0.1	0.2	0.1	0.1	
3-5	0.0	0.0	0.0	0.0	0.0	
6-9	0.0	0.0	0.1	0.0	0.0	
10-19	0.0	0.0	0.0	0.0	0.0	
20-39	0.0	0.0	0.1	0.0	0.0	
40+	0.0	0.0	0.0	0.0	0.0	
N of Valid	4351	4777	3627	2760	15515	
N of Miss	285	163	204	127	779	

Table 155: On how many occasions have you used stimulants, other than Methamphetamines (such as amphetamines, Ritalin or Dexedrine) without a doctor telling you to take them, in your lifetime?








Response	6	8	10	12	Total	
0	99.9	99.3	97.1	94.6	98.1	
1-2	0.1	0.4	1.2	1.8	0.8	
3-5	0.0	0.2	0.7	1.2	0.4	
6-9	0.0	0.1	0.5	0.5	0.2	
10-19	0.0	0.1	0.2	0.6	0.2	
20-39	0.0	0.0	0.1	0.3	0.1	
40+	0.0	0.0	0.2	0.9	0.2	
N of Valid	4345	4778	3634	2761	15518	
N of Miss	291	162	198	127	778	

Table 156: On how many occasions have you used stimulants, other than Methamphetamines (such as amphetamines, Ritalin or Dexedrine) without a doctor telling you to take them, during the past 30 days?





Response	6	8	10	12	Total	
0	100.0	99.7	99.1	98.3	99.4	
1-2	0.0	0.2	0.6	0.9	0.3	
3-5	0.0	0.0	0.1	0.4	0.1	
6-9	0.0	0.0	0.1	0.2	0.1	
10-19	0.0	0.0	0.1	0.1	0.0	
20-39	0.0	0.0	0.1	0.1	0.0	
40+	0.0	0.0	0.0	0.0	0.0	
N of Valid	4337	4773	3631	2761	15502	
N of Miss	298	167	200	126	791	

Table 157: On how many occasions have you used heroin or other opiates in your lifetime?






Response	6	8	10	12	Total	
0	99.8	99.4	99.1	98.4	99.3	
1-2	0.1	0.4	0.4	0.7	0.4	
3-5	0.0	0.1	0.2	0.3	0.1	
6-9	0.0	0.1	0.1	0.2	0.1	
10-19	0.0	0.0	0.1	0.2	0.1	
20-39	0.0	0.0	0.0	0.1	0.0	
40+	0.0	0.0	0.0	0.1	0.0	
N of Valid	4320	4778	3633	2762	15493	
N of Miss	316	162	199	126	803	



Table 158: On how many occasions have you used heroin or other opiates during the past 30 days?


Response	6	8	10	12	Total	
0	100.0	99.9	99.7	99.6	99.8	
1-2	0.0	0.1	0.2	0.2	0.1	
3-5	0.0	0.0	0.0	0.1	0.0	
6-9	0.0	0.0	0.1	0.1	0.0	
10-19	0.0	0.0	0.0	0.0	0.0	
20-39	0.0	0.0	0.0	0.0	0.0	
40+	0.0	0.0	0.0	0.1	0.0	
N of Valid	4316	4774	3634	2759	15483	
N of Miss	320	166	198	129	813	

Table 159: On how many occasions have you used MDMA ('X', 'E', or ecstasy) in your lifetime?


Response	6	8	10	12	Total	
0	99.9	99.3	97.6	96.6	98.6	
1-2	0.1	0.5	1.6	2.1	0.9	
3-5	0.0	0.1	0.3	0.7	0.2	
6-9	0.0	0.0	0.2	0.3	0.1	
10-19	0.0	0.0	0.1	0.2	0.1	
20-39	0.0	0.0	0.1	0.1	0.0	
40+	0.0	0.0	0.1	0.1	0.0	
N of Valid	4291	4772	3633	2760	15456	
N of Miss	345	168	197	128	838	

Table 160: On how many occasions have you used MDMA ('X', 'E', or ecstasy) during the past 30 days?


Response	6	8	10	12	Total	
0	99.9	99.8	99.3	99.4	99.7	
1-2	0.0	0.1	0.6	0.4	0.3	
3-5	0.0	0.0	0.1	0.1	0.0	
6-9	0.0	0.0	0.0	0.0	0.0	
10-19	0.0	0.0	0.0	0.0	0.0	
20-39	0.0	0.0	0.0	0.0	0.0	
40+	0.0	0.0	0.0	0.0	0.0	
N of Valid	4285	4759	3621	2755	15420	
N of Miss	350	178	210	132	870	

Table 161: On how many occasions have you taken prescription drugs (such as Valium, Xanax, Ritalin, Adderall, OxyContin, Darvocet, or sleeping pills) on your own-that is, without a doctor telling you to take them in your lifetime?








Response	6	8	10	12	Total	
0	97.7	92.9	86.2	82.0	90.8	
1-2	1.5	4.0	4.8	5.9	3.8	
3-5	0.5	1.5	3.4	3.2	2.0	
6-9	0.1	0.7	1.9	2.6	1.2	
10-19	0.1	0.3	1.7	2.5	0.9	
20-39	0.1	0.1	0.8	1.3	0.5	
40+	0.0	0.5	1.2	2.5	0.9	
N of Valid	4344	4764	3628	2757	15493	
N of Miss	292	173	201	129	795	

Table 162: On how many occasions have you taken prescription drugs (such as Valium, Xanax, Ritalin, Adderall, OxyContin, Darvocet, or sleeping pills) on your own-that is, without a doctor telling you to take them during the past 30 days?








Response	6	8	10	12	Total	
0	98.9	97.3	93.7	92.8	96.1	
1-2	0.8	1.9	3.4	3.6	2.2	
3-5	0.1	0.4	1.4	1.7	0.8	
6-9	0.1	0.2	0.7	1.0	0.4	
10-19	0.0	0.1	0.3	0.6	0.2	
20-39	0.0	0.0	0.2	0.2	0.1	
40+	0.0	0.1	0.2	0.0	0.1	
N of Valid	4339	4762	3632	2761	15494	
N of Miss	297	176	199	126	798	

Table 163: On how many occasions have you taken non-prescription medicines such as diet pills (for example, Dietac, Dexatrim or Prolamine), stay-awake pills (for example No-Doz, Vivarin, or Wake), or cough or cold medicines (robos, DXM, etc.) to get high in your lifetime?








Response	6	8	10	12	Total	
0	98.8	96.0	93.4	92.9	95.6	
1-2	0.6	1.7	2.5	2.2	1.7	
3-5	0.3	0.7	1.8	1.6	1.0	
6-9	0.1	0.7	0.7	0.8	0.6	
10-19	0.0	0.4	0.6	0.8	0.4	
20-39	0.1	0.3	0.3	0.5	0.3	
40+	0.1	0.3	0.7	1.2	0.5	
N of Valid	4329	4765	3626	2756	15476	
N of Miss	307	172	202	131	812	

Table 164: On how many occasions have you taken non-prescription medicines such as diet pills (for example, Dietac, Dexatrim or Prolamine), stay-awake pills (for example No-Doz, Vivarin, or Wake), or cough or cold medicines (robos, DXM, etc.) to get high during the past 30 days?







Response	6	8	10	12	Total	
0	99.3	98.3	97.1	97.1	98.1	
1-2	0.5	1.0	1.8	1.7	1.2	
3-5	0.1	0.5	0.6	0.6	0.4	
6-9	0.1	0.2	0.2	0.3	0.2	
10-19	0.0	0.0	0.2	0.1	0.1	
20-39	0.0	0.0	0.1	0.2	0.1	
40+	0.0	0.0	0.1	0.0	0.0	
N of Valid	4331	4766	3626	2758	15481	
N of Miss	305	173	205	129	812	

Table 165: On how many occasions have you been drunk or very high from drinking alcoholic beverages during the past 30 days?








Response	6	8	10	12	Total	
0	99.2	95.3	86.8	78.4	91.4	
1-2	0.6	2.9	7.0	10.5	4.5	
3-5	0.1	1.0	3.2	5.0	2.0	
6-9	0.1	0.3	1.4	2.8	0.9	
10-19	0.0	0.2	1.0	1.5	0.6	
20-39	0.0	0.1	0.2	0.7	0.2	
40+	0.0	0.1	0.4	1.1	0.3	
N of Valid	4338	4761	3614	2750	15463	
N of Miss	298	174	217	133	822	

Table 166: On how many occasions have you drunk flavored alcoholic beverages, sometimes called 'alcopops' (like Mike's Hard Lemonade, Smirnoff Ice, Bacardi Breezers, etc.) in your lifetime?








Response	6	8	10	12	Total	
0	94.5	81.4	66.1	53.6	76.5	
1-2	4.1	10.2	11.8	11.0	9.0	
3-5	0.9	3.8	8.2	9.5	5.0	
6-9	0.2	2.1	4.9	8.4	3.4	
10-19	0.1	1.3	4.2	6.9	2.7	
20-39	0.0	0.5	2.1	4.0	1.3	
40+	0.0	0.7	2.8	6.6	2.1	
N of Valid	4333	4756	3616	2756	15461	
N of Miss	302	178	209	130	819	

Table 167: On how many occasions have you drunk flavored alcoholic beverages, sometimes called 'alcopops' (like Mike's Hard Lemonade, Smirnoff Ice, Bacardi Breezers, etc.) during the past 30 days?


Response	6	8	10	12	Total	
0	98.8	93.9	87.5	81.0	91.5	
1-2	0.9	4.2	7.4	10.5	5.1	
3-5	0.2	1.1	2.9	4.7	1.9	
6-9	0.0	0.5	1.1	2.0	0.8	
10-19	0.0	0.1	0.6	0.8	0.3	
20-39	0.0	0.1	0.2	0.4	0.2	
40+	0.0	0.1	0.3	0.5	0.2	
N of Valid	4336	4760	3625	2754	15475	
N of Miss	300	178	206	133	817	

Table 168: Think back over the last two weeks. How many times have you had five or more alcoholic drinks in a row?


Response	6	8	10	12	Total	
None	98.5	94.7	87.5	80.6	91.6	
Once	0.8	2.7	4.7	7.5	3.5	
Twice	0.4	1.1	3.7	5.8	2.4	
3-5 times	0.2	0.8	2.3	3.7	1.5	
6-9 times	0.0	0.3	1.0	0.9	0.5	
10 or more times	0.0	0.3	0.7	1.5	0.5	
N of Valid	4306	4724	3607	2748	15385	
N of Miss	330	216	224	140	910	

Table 169: During the past 30 days, how many times did you ride in a car or other vehicle driven by someone who had been drinking alcohol?


Response	6	8	10	12	Total	
0 times	89.1	84.5	83.0	84.1	85.4	
1 time	5.9	7.5	8.4	7.7	7.3	
2 or 3 times	2.8	5.0	5.7	6.0	4.7	
4 or 5 times	0.9	1.2	1.1	1.1	1.1	
6 or more times	1.3	1.8	1.7	1.2	1.5	
N of Valid	4276	4716	3603	2740	15335	
N of Miss	360	223	229	148	960	

Table 170: During the past 30 days, how many times did you drive a car or other vehicle when you had been drinking alcohol?







Response	6	8	10	12	Total	
I did not drive a car in the past 30 days	54.9	59.0	42.8	21.6	47.2	
0 times	44.2	39.2	53.9	71.9	50.1	
1 time	0.5	0.7	1.6	3.7	1.4	
2 or 3 times	0.2	0.5	1.1	1.9	0.8	
4 or 5 times	0.0	0.2	0.3	0.5	0.2	
6 or more times	0.1	0.4	0.3	0.4	0.3	
N of Valid	4112	4493	3523	2725	14853	
N of Miss	376	238	237	147	998	

Table 171: If you drank alcohol (not just a sip or taste) in the past year, how did you usually get it?













Response	6	8	10	12	Total	
I did not drink alcohol in the past year	94.0	80.5	62.4	46.1	73.9	
I bought it myself with a fake ID	0.0	0.1	0.3	0.5	0.2	
I bought it myself without a fake ID	0.0	0.1	0.4	0.6	0.2	
I got it from someone I know age 21 or older	0.8	3.4	11.2	25.4	8.4	
I got it from someone I know under age 21	0.2	2.2	5.1	7.1	3.2	
I got it from my brother or sister	0.3	0.9	1.4	1.0	0.9	
I got it from home with my parents' permission	1.3	3.8	5.6	5.7	3.9	
I got it from home without my parents' permission	0.7	3.3	3.8	1.7	2.4	
I got it from another relative	0.4	1.8	2.2	2.0	1.6	
A stranger bought it for me	0.0	0.2	0.8	1.3	0.5	
I took it from a store or shop	0.0	0.1	0.1	0.1	0.1	
Other	2.2	3.7	6.7	8.5	4.8	
N of Valid	4184	4630	3507	2684	15005	
N of Miss	447	268	262	160	1137	

Table 172: If you drank alcohol (not just a sip or taste) in the past year, where did you usually drink it?











Response	6	8	10	12	Total	
I did not drink alcohol in the past year	95.3	81.3	63.8	47.3	75.1	
at my home	2.5	7.8	12.3	11.7	8.1	
at someone else's home	1.2	7.6	19.3	33.2	13.1	
at an open area like a park, beach, field, back road, woods, or a street corner	0.4	1.6	2.2	4.4	1.9	
at a sporting event or concert	0.1	0.3	0.3	0.7	0.3	
at a restaurant, bar, or a nightclub	0.1	0.5	0.5	1.1	0.5	
at an empty building or a construction site	0.0	0.2	0.1	0.1	0.1	
at a hotel/motel	0.1	0.2	0.5	0.5	0.3	
in a car	0.1	0.3	0.5	0.6	0.3	
at school	0.0	0.3	0.5	0.5	0.3	
N of Valid	4157	4605	3462	2650	14874	
N of Miss	471	280	278	172	1201	

Table 173: During the last month, about how many marijuana cigarettes, or the equivalent, did you smoke a day, on the average?








Response	6	8	10	12	Total	
None	99.3	95.0	87.5	83.2	92.4	
Less than 1 a day	0.3	2.1	4.8	7.5	3.2	
1 a day	0.1	1.0	2.2	2.2	1.3	
2-3 a day	0.2	1.1	2.7	3.2	1.6	
4-6 a day	0.1	0.3	1.4	2.2	0.9	
7-10 a day	0.0	0.2	0.4	0.7	0.3	
11 or more a day	0.0	0.3	0.9	0.9	0.5	
N of Valid	4236	4695	3574	2728	15233	
N of Miss	399	244	255	158	1056	

Table 174: How wrong would most adults (over 21) in your neighborhood think it is for kids your age: to use marijuana?





Response	6	8	10	12	Total	
Very wrong	92.9	81.8	70.1	65.8	79.3	
Wrong	5.1	11.6	18.9	19.9	13.0	
A little bit wrong	1.3	4.7	7.8	10.3	5.5	
Not wrong at all	0.7	1.8	3.1	4.0	2.2	
N of Valid	4187	4618	3536	2702	15043	
N of Miss	446	320	292	185	1243	

Table 175: How wrong would most adults (over 21) in your neighborhood think it is for kids your age: to drink alcohol?





Response	6	8	10	12	Total	
Very wrong	84.1	67.7	53.5	47.0	65.2	
Wrong	10.3	17.7	24.4	26.7	18.9	
A little bit wrong	4.1	10.8	16.6	19.5	11.9	
Not wrong at all	1.5	3.8	5.5	6.8	4.1	
N of Valid	4175	4610	3532	2696	15013	
N of Miss	457	327	297	191	1272	

Table 176: How wrong would most adults (over 21) in your neighborhood think it is for kids your age: to smoke cigarettes?





Response	6	8	10	12	Total	
Very wrong	85.5	72.5	60.7	50.8	69.4	
Wrong	9.0	16.1	22.1	24.2	17.0	
A little bit wrong	3.8	8.0	11.5	15.8	9.1	
Not wrong at all	1.6	3.4	5.7	9.2	4.5	
N of Valid	4176	4609	3533	2698	15016	
N of Miss	456	330	296	190	1272	



Table 177: How much do each of the following statements describe your neighborhood? crime and/or drug selling


Response	6	8	10	12	Total	
NO!	85.5	76.3	66.9	69.3	75.4	
no	9.8	16.0	22.0	20.2	16.5	
yes	3.6	6.0	9.0	8.3	6.5	
YES!	1.1	1.7	2.0	2.2	1.7	
N of Valid	4166	4637	3542	2700	15045	
N of Miss	467	299	289	187	1242	

Table 178: How much do each of the following statements describe your neighborhood? fights


Response	6	8	10	12	Total	
NO!	74.7	68.0	64.6	68.8	69.2	
no	14.1	18.8	23.0	22.3	19.1	
yes	8.4	10.2	9.6	7.0	9.0	
YES!	2.8	3.0	2.8	1.9	2.7	
N of Valid	4154	4634	3536	2708	15032	
N of Miss	476	305	295	180	1256	

Table 179: How much do each of the following statements describe your neighborhood? lots of empty or abandoned buildings


Response	6	8	10	12	Total	
NO!	79.2	72.7	68.7	72.4	73.5	
no	14.9	21.1	25.5	22.6	20.7	
yes	4.4	5.1	4.5	4.1	4.6	
YES!	1.5	1.1	1.3	0.9	1.2	
N of Valid	4157	4632	3541	2710	15040	
N of Miss	476	304	289	178	1247	

Table 180: How much do each of the following statements describe your neighborhood? lots of graffiti

Response	6	8	10	12	Total	
NO!	84.2	77.8	73.7	77.2	78.5	
no	11.2	17.1	21.4	19.3	16.9	
yes	3.1	3.7	3.7	2.7	3.3	
YES!	1.6	1.5	1.2	0.8	1.3	
N of Valid	4115	4632	3538	2709	14994	
N of Miss	519	303	294	179	1295	

Table 181: If I had to move, I would miss the neighborhood I now live in.

Response	6	8	10	12	Total	
NO!	11.6	12.1	13.4	14.0	12.6	
no	10.9	17.0	21.1	22.9	17.4	
yes	25.8	30.7	35.1	35.9	31.3	
YES!	51.7	40.3	30.3	27.2	38.7	
N of Valid	4146	4634	3537	2702	15019	
N of Miss	487	303	288	184	1262	

Table 182: My neighbors notice when I am doing a good job and let me know about it.

Response	6	8	10	12	Total	
NO!	32.1	34.3	39.1	40.3	35.9	
no	31.2	38.1	39.1	37.8	36.4	
yes	22.5	19.1	15.9	15.4	18.6	
YES!	14.1	8.4	6.0	6.6	9.1	
N of Valid	4104	4612	3527	2701	14944	
N of Miss	528	326	301	187	1342	

Table 183: I like my neighborhood.

Response	6	8	10	12	Total	
NO!	7.3	8.8	10.3	9.6	8.9	
no	7.2	11.7	14.1	15.0	11.6	
yes	33.4	41.2	49.0	50.3	42.5	
YES!	52.0	38.3	26.5	25.0	36.9	
N of Valid	4131	4611	3525	2692	14959	
N of Miss	498	321	303	191	1313	

Table 184: There are lots of adults in my neighborhood I could talk to about something important.

Response	6	8	10	12	Total	
NO!	22.2	24.5	29.5	30.8	26.2	
no	25.5	31.1	33.4	34.0	30.6	
yes	27.3	26.4	25.6	24.0	26.0	
YES!	25.0	18.0	11.5	11.1	17.1	
N of Valid	4092	4597	3519	2697	14905	
N of Miss	539	340	311	190	1380	

Table 185: I'd like to get out of my neighborhood.

Response	6	8	10	12	Total	
NO!	57.5	42.2	33.0	29.5	41.9	
no	27.3	35.0	41.0	41.6	35.5	
yes	8.7	14.3	17.2	19.2	14.3	
YES!	6.5	8.6	8.8	9.7	8.3	
N of Valid	4092	4589	3513	2694	14888	
N of Miss	531	341	312	190	1374	

Table 186: There are people in my neighborhood who are proud of me when I do something well.

Response	6	8	10	12	Total	
NO!	20.4	23.5	27.5	28.0	24.4	
no	23.4	32.1	34.8	33.5	30.6	
yes	33.2	30.6	28.3	28.6	30.4	
YES!	23.0	13.8	9.4	9.8	14.5	
N of Valid	4073	4587	3517	2689	14866	
N of Miss	559	350	312	198	1419	

Table 187: There are people in my neighborhood who encourage me to do my best.

Response	6	8	10	12	Total	
NO!	19.7	22.7	26.6	27.7	23.7	
no	20.1	28.1	31.5	31.8	27.4	
yes	31.5	31.5	30.5	29.6	30.9	
YES!	28.6	17.7	11.4	11.0	18.0	
N of Valid	4084	4581	3509	2694	14868	
N of Miss	549	354	320	194	1417	

Table 188: I feel safe in my neighborhood.

Response	6	8	10	12	Total	
NO!	6.8	6.3	6.4	5.3	6.3	
no	9.2	10.3	10.1	8.2	9.6	
yes	32.2	41.4	48.7	49.4	42.1	
YES!	51.7	42.0	34.8	37.1	42.1	
N of Valid	4093	4590	3507	2695	14885	
N of Miss	531	341	317	192	1381	

Table 189: Which of the following activities for people your age are available in your community? sports teams?



Response	6	8	10	12	Total	
No	12.9	11.2	10.1	8.9	11.0	
Yes	87.1	88.8	89.9	91.1	89.0	
N of Valid	4077	4580	3504	2693	14854	
N of Miss	559	358	328	195	1440	

Table 190: Which of the following activities for people your age are available in your community? scouting?



Response	6	8	10	12	Total	
No	37.9	42.0	37.9	31.0	37.9	
Yes	62.1	58.0	62.1	69.0	62.1	
N of Valid	3949	4490	3457	2677	14573	
N of Miss	687	449	374	211	1721	

Table 191: Which of the following activities for people your age are available in your community? boys and girls clubs?



Response	6	8	10	12	Total	
No	25.4	26.8	26.2	22.4	25.5	
Yes	74.6	73.2	73.8	77.6	74.5	
N of Valid	4003	4537	3473	2681	14694	
N of Miss	632	401	358	206	1597	

Table 192: Which of the following activities for people your age are available in your community? 4-H clubs?



Response	6	8	10	12	Total	
No	59.4	56.8	49.3	42.9	53.0	
Yes	40.6	43.2	50.7	57.1	47.0	
N of Valid	3661	4285	3405	2647	13998	
N of Miss	974	651	425	241	2291	

Table 193: Which of the following activities for people your age are available in your community? service clubs?



Response	6	8	10	12	Total	
No	40.4	41.9	31.3	26.8	36.2	
Yes	59.6	58.1	68.7	73.2	63.8	
N of Valid	3841	4397	3433	2664	14335	
N of Miss	794	542	399	224	1959	

Table 194: If a kid smoked marijuana in your neighborhood would he or she be caught by the police?





Response	6	8	10	12	Total	
NO!	8.0	11.6	16.2	19.0	13.1	
no	16.9	31.4	44.5	49.0	33.7	
yes	28.8	30.7	26.6	22.6	27.7	
YES!	46.3	26.2	12.7	9.4	25.5	
N of Valid	4036	4554	3483	2673	14746	
N of Miss	588	379	343	213	1523	

Table 195: If a kid drank some beer, wine or hard liquor (for example, vodka, whiskey, or gin) in your neighborhood would he or she be caught by the police?





Response	6	8	10	12	Total	
NO!	9.2	15.2	20.8	23.6	16.4	
no	23.4	39.5	50.2	52.9	40.0	
yes	29.7	25.2	20.5	16.9	23.8	
YES!	37.8	20.1	8.6	6.6	19.8	
N of Valid	4029	4548	3475	2670	14722	
N of Miss	597	385	353	216	1551	

Table 196: If a kid carried a handgun in your neighborhood would he or she be caught by the police?





Response	6	8	10	12	Total	
NO!	8.5	10.8	14.3	15.7	11.9	
no	13.9	24.2	31.5	32.9	24.7	
yes	26.8	30.6	31.7	30.8	29.9	
YES!	50.8	34.4	22.5	20.6	33.6	
N of Valid	4029	4553	3476	2667	14725	
N of Miss	599	383	352	219	1553	

Table 197: If you wanted to get some cigarettes, how easy would it be for you to get some?





Response	6	8	10	12	Total	
Very hard	78.5	54.8	33.6	16.9	49.3	
Sort of hard	9.8	16.6	16.8	9.9	13.6	
Sort of easy	6.0	15.5	23.1	17.5	15.1	
Very easy	5.7	13.2	26.5	55.7	22.0	
N of Valid	3980	4537	3489	2659	14665	
N of Miss	650	398	341	228	1617	

Table 198: If you wanted to get some beer, wine or hard liquor (for example, vodka, whiskey, or gin), how easy would it be for you to get some?





Response	6	8	10	12	Total	
Very hard	73.6	46.7	25.6	15.6	43.3	
Sort of hard	12.8	17.9	16.9	13.7	15.5	
Sort of easy	7.1	19.1	27.3	31.1	20.0	
Very easy	6.6	16.2	30.2	39.6	21.2	
N of Valid	3966	4524	3478	2656	14624	
N of Miss	669	413	352	232	1666	

Table 199: If you wanted to get a drug like cocaine, LSD, or amphetamines, how easy would it be for you to get some?

Response	6	8	10	12	Total	
Very hard	94.3	83.3	66.1	56.1	77.2	
Sort of hard	3.3	9.5	17.2	21.4	11.8	
Sort of easy	1.2	4.2	9.9	12.8	6.3	
Very easy	1.2	3.0	6.9	9.6	4.6	
N of Valid	3953	4526	3482	2654	14615	
N of Miss	683	411	349	233	1676	

Table 200: If you wanted to get a handgun, how easy would it be for you to get one?

Response	6	8	10	12	Total	
Very hard	79.4	68.7	60.4	52.3	66.7	
Sort of hard	9.4	13.9	17.3	19.5	14.5	
Sort of easy	5.6	9.2	10.1	12.4	9.0	
Very easy	5.5	8.3	12.2	15.8	9.8	
N of Valid	3954	4523	3476	2645	14598	
N of Miss	680	414	355	241	1690	

Table 201: If you wanted to get some marijuana, how easy would it be for you to get some?

Response	6	8	10	12	Total	
Very hard	92.6	72.5	41.3	26.4	62.2	
Sort of hard	3.6	9.1	11.6	11.5	8.6	
Sort of easy	1.8	7.9	16.2	20.4	10.5	
Very easy	1.9	10.5	30.9	41.6	18.7	
N of Valid	3951	4528	3479	2658	14616	
N of Miss	684	412	352	229	1677	



Table 202: During the past 12 months, have you participated in any alcohol prevention programs or seen any alcohol prevention messages in your school or community? Yes, a school-based program focused on preventing underage drinking and/or drinking and driving.



Response	6	8	10	12	Total	
No	61.5	70.7	82.1	85.4	73.3	
Yes	38.5	29.3	17.9	14.6	26.7	
N of Valid	4636	4940	3832	2888	16296	
N of Miss	0	0	0	0	0	

Table 203: During the past 12 months, have you participated in any alcohol prevention programs or seen any alcohol prevention messages in your school or community? Yes, a community-based program focused on preventing underage drinking and/or drinking and driving (for example, through your church or temple or through youth groups like Boys and Girls Club or 4-H).



Response	6	8	10	12	Total	
No	82.8	89.2	93.0	94.6	89.2	
Yes	17.2	10.8	7.0	5.4	10.8	
N of Valid	4636	4940	3832	2888	16296	
N of Miss	0	0	0	0	0	

Table 204: During the past 12 months, have you participated in any alcohol prevention programs or seen any alcohol prevention messages in your school or community? Yes, a media campaign addressing underage drinking and/or drinking and driving (for example, newspaper ads, posters, pamphlets, radio, TV).



Response	6	8	10	12	Total	
No	81.7	84.3	86.0	86.3	84.3	
Yes	18.3	15.7	14.0	13.7	15.7	
N of Valid	4636	4940	3832	2888	16296	
N of Miss	0	0	0	0	0	

Table 205: During the past 12 months, have you participated in any alcohol prevention programs or seen any alcohol prevention messages in your school or community? No



Response	6	8	10	12	Total	
No	61.0	47.2	38.2	33.8	46.6	
Yes	39.0	52.8	61.8	66.2	53.4	
N of Valid	4636	4940	3832	2888	16296	
N of Miss	0	0	0	0	0	

Table 206: How wrong do your parents feel it would be for YOU to: drink beer, wine or hard liquor (for example, vodka, whiskey or gin) regularly?


Response	6	8	10	12	Total	
Very wrong	90.5	78.9	67.5	56.9	75.4	
Wrong	6.9	13.5	19.6	22.3	14.7	
A little bit wrong	2.0	6.3	10.2	16.2	7.8	
Not wrong at all	0.6	1.3	2.6	4.6	2.0	
N of Valid	4005	4533	3478	2656	14672	
N of Miss	627	400	352	230	1609	

Table 207: How wrong do your parents feel it would be for YOU to: smoke cigarettes?


Response	6	8	10	12	Total	
Very wrong	94.7	88.3	83.0	70.5	85.6	
Wrong	3.8	8.6	11.3	17.3	9.5	
A little bit wrong	0.9	2.1	3.9	8.3	3.3	
Not wrong at all	0.6	1.0	1.8	4.0	1.6	
N of Valid	4005	4530	3475	2648	14658	
N of Miss	631	406	357	238	1632	

Table 208: How wrong do your parents feel it would be for YOU to: smoke marijuana?


Response	6	8	10	12	Total	
Very wrong	98.0	93.1	85.4	78.9	90.0	
Wrong	1.3	4.0	8.1	10.7	5.5	
A little bit wrong	0.4	2.0	4.0	6.7	2.9	
Not wrong at all	0.3	0.9	2.5	3.7	1.6	
N of Valid	3968	4510	3468	2643	14589	
N of Miss	667	428	363	245	1703	

Table 209: How wrong do your parents feel it would be for YOU to: steal something worth more than \$5?





Response	6	8	10	12	Total	
Very wrong	87.7	83.4	81.5	83.4	84.1	
Wrong	9.7	12.8	14.2	13.0	12.3	
A little bit wrong	2.0	3.0	3.3	2.7	2.7	
Not wrong at all	0.7	0.8	1.0	0.9	0.8	
N of Valid	3989	4518	3473	2646	14626	
N of Miss	646	421	358	242	1667	

Table 210: How wrong do your parents feel it would be for YOU to: draw graffiti, write things, or draw pictures on buildings or other property (without the owner's permission)?





Response	6	8	10	12	Total	
Very wrong	92.5	87.2	84.1	82.2	87.0	
Wrong	5.3	9.2	11.4	12.7	9.3	
A little bit wrong	1.3	2.6	3.3	4.0	2.7	
Not wrong at all	0.8	1.1	1.2	1.1	1.0	
N of Valid	3988	4531	3472	2646	14637	
N of Miss	647	405	358	242	1652	

Table 211: How wrong do your parents feel it would be for YOU to: pick a fight with someone?





Response	6	8	10	12	Total	
Very wrong	76.1	61.4	55.1	57.5	63.2	
Wrong	16.0	23.6	26.7	25.0	22.5	
A little bit wrong	5.8	11.9	15.0	14.4	11.4	
Not wrong at all	2.1	3.0	3.3	3.1	2.9	
N of Valid	3988	4530	3473	2652	14643	
N of Miss	644	410	357	236	1647	

Table 212: During the past 12 months, have you talked with at least one of your parents about the dangers of underage drinking and/or drinking and driving? By parents, we mean either your biological parents, adoptive parents, stepparents, or adult guardians - whether or not they live with you.



Response	6	8	10	12	Total	
No	44.0	54.0	50.4	52.0	50.1	
Yes	56.0	46.0	49.6	48.0	49.9	
N of Valid	3760	4392	3387	2614	14153	
N of Miss	875	545	443	273	2136	

Table 213: Have any of your brothers or sisters ever: drunk beer, wine or hard liquor (for example, vodka, whiskey or gin)?




Response	6	8	10	12	Total	
No	78.7	62.6	49.8	40.3	59.9	
Yes	17.3	33.3	46.0	54.8	35.8	
I don't have any brothers or sisters	4.0	4.1	4.3	4.9	4.2	
N of Valid	3945	4501	3450	2634	14530	
N of Miss	689	437	382	254	1762	

Table 214: Have any of your brothers or sisters ever: smoked marijuana?




Response	6	8	10	12	Total	
No	92.6	83.7	71.9	63.4	79.6	
Yes	3.6	12.2	23.8	31.7	16.2	
I don't have any brothers or sisters	3.8	4.0	4.3	4.9	4.2	
N of Valid	3943	4496	3446	2635	14520	
N of Miss	689	444	384	253	1770	

Table 215: Have any of your brothers or sisters ever: smoked cigarettes?




Response	6	8	10	12	Total	
No	84.2	74.5	67.4	60.7	73.0	
Yes	11.9	21.5	28.3	34.3	22.8	
I don't have any brothers or sisters	3.9	4.0	4.4	4.9	4.2	
N of Valid	3939	4487	3443	2635	14504	
N of Miss	694	452	388	253	1787	

Table 216: Have any of your brothers or sisters ever: taken a handgun to school?




Response	6	8	10	12	Total	
No	95.6	94.9	94.7	94.0	94.9	
Yes	0.6	1.1	1.1	1.1	1.0	
I don't have any brothers or sisters	3.9	4.0	4.3	4.9	4.2	
N of Valid	3938	4489	3447	2632	14506	
N of Miss	696	450	385	256	1787	

Table 217: Have any of your brothers or sisters ever: been suspended or expelled from school?




Response	6	8	10	12	Total	
No	82.1	76.0	74.8	74.0	77.0	
Yes	14.0	19.9	20.8	21.0	18.7	
I don't have any brothers or sisters	3.9	4.1	4.4	5.0	4.3	
N of Valid	3932	4489	3446	2633	14500	
N of Miss	702	450	384	255	1791	

Table 218: The rules in my family are clear.





Response	6	8	10	12	Total	
NO!	1.8	2.0	2.4	2.1	2.1	
no	4.6	8.6	8.6	9.1	7.6	
yes	27.6	37.9	45.3	43.4	37.9	
YES!	66.0	51.4	43.7	45.4	52.4	
N of Valid	3920	4501	3440	2632	14493	
N of Miss	710	436	387	255	1788	

Table 219: People in my family often insult or yell at each other.

Response	6	8	10	12	Total	
NO!	39.6	26.1	20.3	22.8	27.7	
no	34.4	41.3	43.4	44.6	40.5	
yes	19.2	23.7	27.5	24.0	23.4	
YES!	6.9	9.0	8.9	8.6	8.3	
N of Valid	3911	4495	3441	2626	14473	
N of Miss	712	441	389	262	1804	

Table 220: When I am not at home, one of my parents knows where I am and who I am with.

Response	6	8	10	12	Total	
NO!	3.2	2.6	3.0	3.6	3.1	
no	3.7	6.3	8.0	11.1	6.9	
yes	23.9	36.6	45.1	46.2	37.0	
YES!	69.2	54.4	43.9	39.1	53.1	
N of Valid	3883	4457	3430	2617	14387	
N of Miss	746	475	394	269	1884	

Table 221: We argue about the same things in my family over and over.

Response	6	8	10	12	Total	
NO!	41.4	22.9	15.4	16.6	25.0	
no	32.9	38.5	39.5	39.9	37.5	
yes	17.4	27.5	33.4	32.9	27.1	
YES!	8.4	11.1	11.7	10.7	10.4	
N of Valid	3880	4447	3425	2624	14376	
N of Miss	751	484	402	262	1899	

Table 222: If you drank some beer or wine or liquor (for example, vodka, whiskey, or gin) without your parents' permission, would you be caught by your parents?


Response	6	8	10	12	Total	
NO!	7.0	7.3	10.9	12.5	9.0	
no	4.5	18.3	31.4	40.9	21.8	
yes	13.8	23.9	28.0	26.0	22.5	
YES!	74.7	50.6	29.6	20.6	46.6	
N of Valid	3863	4452	3417	2613	14345	
N of Miss	767	485	407	272	1931	

Table 223: My family has clear rules about alcohol and drug use.


Response	6	8	10	12	Total	
NO!	3.8	3.4	3.8	4.0	3.7	
no	5.1	10.0	12.0	14.2	9.9	
yes	14.3	24.3	34.1	36.3	26.2	
YES!	76.8	62.3	50.0	45.5	60.2	
N of Valid	3859	4439	3410	2613	14321	
N of Miss	775	495	414	274	1958	

Table 224: If you carried a handgun without your parents' permission, would you be caught by your parents?


Response	6	8	10	12	Total	
NO!	4.9	4.4	6.2	8.0	5.6	
no	2.8	8.0	13.9	17.4	9.7	
yes	12.6	22.7	27.9	27.1	22.0	
YES!	79.7	64.9	52.0	47.5	62.6	
N of Valid	3836	4417	3406	2613	14272	
N of Miss	797	518	421	273	2009	

Table 225: If you skipped school would you be caught by your parents?





Response	6	8	10	12	Total	
NO!	4.2	4.3	7.9	9.8	6.1	
no	4.4	11.1	18.4	24.1	13.4	
yes	15.5	25.9	30.6	32.2	25.4	
YES!	75.9	58.7	43.1	33.9	55.1	
N of Valid	3844	4426	3406	2620	14296	
N of Miss	789	509	423	266	1987	

Table 226: Do you feel very close to your mother?





Response	6	8	10	12	Total	
NO!	3.8	6.6	7.9	7.3	6.3	
no	4.9	10.6	12.2	11.3	9.6	
yes	18.6	27.4	33.4	35.2	27.9	
YES!	72.6	55.4	46.5	46.2	56.2	
N of Valid	3829	4420	3384	2599	14232	
N of Miss	804	514	442	287	2047	

Table 227: Do you share your thoughts and feelings with your mother?





Response	6	8	10	12	Total	
NO!	9.6	12.4	12.3	10.8	11.3	
no	14.0	24.5	25.2	22.0	21.4	
yes	25.9	28.6	32.5	36.2	30.2	
YES!	50.4	34.5	29.9	31.0	37.0	
N of Valid	3817	4416	3396	2610	14239	
N of Miss	811	516	431	276	2034	



Table 228: My parents ask me what I think before most family decisions affecting me are made.

Response	6	8	10	12	Total	
NO!	10.2	11.7	11.6	11.7	11.3	
no	17.0	22.6	25.7	25.3	22.4	
yes	32.8	38.4	40.5	40.5	37.8	
YES!	40.0	27.3	22.3	22.5	28.6	
N of Valid	3761	4411	3397	2613	14182	
N of Miss	868	527	433	275	2103	

Table 229: Do you share your thoughts and feelings with your father?

Response	6	8	10	12	Total	
NO!	17.1	20.2	21.2	20.6	19.7	
no	20.2	28.4	29.9	28.7	26.6	
yes	26.1	27.0	29.7	30.6	28.1	
YES!	36.6	24.4	19.2	20.1	25.6	
N of Valid	3802	4393	3383	2607	14185	
N of Miss	830	542	447	278	2097	

Table 230: Do you enjoy spending time with your mother?

Response	6	8	10	12	Total	
NO!	2.9	5.3	6.1	6.2	5.0	
no	3.8	7.3	9.6	9.0	7.2	
yes	24.1	38.2	44.0	44.8	37.0	
YES!	69.2	49.2	40.2	40.1	50.7	
N of Valid	3808	4395	3384	2600	14187	
N of Miss	819	533	440	285	2077	

Table 231: Do you enjoy spending time with your father?

Response	6	8	10	12	Total	
NO!	6.8	9.9	12.0	12.0	9.9	
no	4.9	8.8	11.0	11.7	8.8	
yes	22.0	34.7	42.0	42.4	34.4	
YES!	66.3	46.7	35.0	33.8	46.8	
N of Valid	3793	4372	3361	2588	14114	
N of Miss	839	560	465	299	2163	

Table 232: If I had a personal problem, I could ask my mom or dad for help.

Response	6	8	10	12	Total	
NO!	5.2	8.0	8.5	7.2	7.2	
no	5.9	11.7	14.3	12.6	10.9	
yes	22.3	32.8	38.7	40.6	32.8	
YES!	66.6	47.5	38.5	39.6	49.0	
N of Valid	3819	4401	3384	2611	14215	
N of Miss	814	531	441	275	2061	

Table 233: Do you feel very close to your father?

Response	6	8	10	12	Total	
NO!	7.9	12.7	15.0	16.0	12.6	
no	8.5	14.4	19.8	19.5	15.0	
yes	20.4	28.3	32.6	32.7	28.0	
YES!	63.2	44.6	32.6	31.8	44.4	
N of Valid	3793	4364	3369	2594	14120	
N of Miss	841	568	459	291	2159	

Table 234: My parents give me lots of chances to do fun things with them.

Response	6	8	10	12	Total	
NO!	4.0	6.4	8.5	9.0	6.7	
no	10.7	16.9	20.7	21.9	17.1	
yes	25.7	35.5	39.2	39.7	34.5	
YES!	59.6	41.2	31.6	29.4	41.7	
N of Valid	3814	4402	3386	2606	14208	
N of Miss	813	531	442	279	2065	

Table 235: My parents ask if I've gotten my homework done.

Response	6	8	10	12	Total	
NO!	1.7	3.1	4.6	8.4	4.1	
no	2.3	8.4	13.5	20.9	10.3	
yes	21.5	34.4	43.8	41.8	34.5	
YES!	74.5	54.0	38.1	28.9	51.1	
N of Valid	3842	4427	3418	2632	14319	
N of Miss	790	511	411	255	1967	

Table 236: People in my family have serious arguments.

Response	6	8	10	12	Total	
NO!	42.0	26.2	19.7	23.1	28.3	
no	36.8	45.7	48.4	46.8	44.2	
yes	13.9	19.2	21.9	21.8	18.9	
YES!	7.3	8.9	9.9	8.3	8.6	
N of Valid	3776	4394	3399	2626	14195	
N of Miss	852	540	430	260	2082	

Table 237: Would your parents know if you did not come home on time?

Response	6	8	10	12	Total	
NO!	2.9	3.1	3.6	5.0	3.5	
no	6.6	11.1	12.0	14.1	10.7	
yes	26.5	36.7	44.6	44.0	37.2	
YES!	64.1	49.1	39.8	36.9	48.6	
N of Valid	3784	4384	3396	2622	14186	
N of Miss	848	552	430	263	2093	

Table 238: It is important to be honest with your parents, even if they become upset or you get punished.

Response	6	8	10	12	Total	
NO!	2.4	3.0	3.9	4.9	3.4	
no	2.9	8.9	11.7	12.7	8.7	
yes	22.9	36.6	44.6	44.4	36.3	
YES!	71.8	51.5	39.7	38.1	51.6	
N of Valid	3778	4382	3385	2616	14161	
N of Miss	853	553	443	269	2118	

Table 239: My parents notice when I am doing a good job and let me know about it.

Response	6	8	10	12	Total	
Never or Almost Never	5.8	10.1	10.3	10.4	9.0	
Sometimes	19.1	25.4	31.1	30.7	26.0	
Often	29.6	31.5	32.7	32.4	31.5	
All the time	45.5	33.0	26.0	26.6	33.5	
N of Valid	3781	4392	3383	2608	14164	
N of Miss	850	545	445	277	2117	

Table 240: How often do your parents tell you they're proud of you for something you've done?





Response	6	8	10	12	Total	
Never or Almost Never	5.5	10.3	11.8	11.7	9.6	
Sometimes	16.3	23.2	28.4	29.5	23.8	
Often	31.1	31.7	33.5	31.8	32.0	
All the time	47.1	34.9	26.3	27.0	34.6	
N of Valid	3755	4367	3374	2610	14106	
N of Miss	877	571	457	278	2183	

Table 241: How many brothers and sisters, including stepbrothers and stepsisters, do you have that are younger than you?








Response	6	8	10	12	Total	
0	32.8	31.5	30.6	31.7	31.7	
1	30.6	30.2	29.0	29.3	29.8	
2	19.3	19.0	19.7	17.1	18.9	
3	9.1	9.6	9.9	10.0	9.6	
4	3.5	4.4	4.8	5.4	4.4	
5	1.9	2.1	2.6	2.7	2.3	
6 or more	2.8	3.2	3.5	3.8	3.3	
N of Valid	3722	4339	3358	2598	14017	
N of Miss	902	587	470	289	2248	

Table 242: How many brothers and sisters, including stepbrothers and stepsisters, do you have that are older than you?








Response	6	8	10	12	Total	
0	32.2	34.3	36.4	36.1	34.6	
1	28.8	28.0	27.3	28.0	28.0	
2	17.9	16.0	17.0	17.0	16.9	
3	9.4	9.5	8.6	8.4	9.0	
4	4.7	5.6	4.0	4.3	4.7	
5	2.9	2.8	2.9	2.8	2.9	
6 or more	4.0	3.9	3.8	3.6	3.9	
N of Valid	3760	4358	3369	2607	14094	
N of Miss	874	580	463	281	2198	

Table 243: Have you changed homes in the past year (the last 12 months)?



Response	6	8	10	12	Total	
No	72.5	72.3	75.4	78.4	74.2	
Yes	27.5	27.7	24.6	21.6	25.8	
N of Valid	3739	4342	3360	2605	14046	
N of Miss	896	595	472	283	2246	

Table 244: How many times have you changed homes since kindergarten?






Response	6	8	10	12	Total	
Never	33.2	24.4	21.0	20.1	25.1	
1 or 2 times	33.9	34.1	33.2	33.6	33.7	
3 or 4 times	17.7	20.8	22.6	23.3	20.8	
5 or 6 times	8.0	10.1	11.3	11.6	10.1	
7 or more times	7.2	10.5	12.0	11.5	10.2	
N of Valid	3722	4316	3341	2596	13975	
N of Miss	911	619	486	291	2307	

Table 245: Have you changed schools (including changing from elementary to middle and middle to high school) in the past year?



Response	6	8	10	12	Total	
No	37.3	55.7	58.7	79.6	56.0	
Yes	62.7	44.3	41.3	20.4	44.0	
N of Valid	3689	4300	3327	2592	13908	
N of Miss	943	636	500	294	2373	

Table 246: How many times have you changed schools since kindergarten (including changing from elementary to middle and middle to high school)?






Response	6	8	10	12	Total	
Never	17.9	14.7	13.1	14.4	15.1	
1 or 2 times	46.1	31.4	17.1	14.4	28.7	
3 or 4 times	23.8	33.1	38.0	39.0	32.9	
5 or 6 times	7.7	12.4	20.6	20.2	14.6	
7 or more times	4.4	8.3	11.2	11.9	8.7	
N of Valid	3691	4306	3332	2598	13927	
N of Miss	944	631	498	290	2363	

Table 247: Has anyone in your family ever had severe alcohol or drug problems?



Response	6	8	10	12	Total	
No	78.8	70.4	63.1	61.2	69.2	
Yes	21.2	29.6	36.9	38.8	30.8	
N of Valid	3672	4304	3334	2587	13897	
N of Miss	964	635	496	301	2396	

Table 248: About how many adults (over 21) have you known personally who in the past year have: used marijuana, crack, cocaine, or other drugs?






Response	6	8	10	12	Total	
0	83.9	72.3	59.0	52.0	68.4	
1	9.0	13.1	14.5	14.7	12.7	
2	3.2	6.2	9.3	11.5	7.1	
3-4	1.5	4.1	8.1	10.0	5.5	
5+	2.3	4.3	9.2	11.8	6.4	
N of Valid	3683	4278	3321	2590	13872	
N of Miss	952	660	507	297	2416	

Table 249: About how many adults (over 21) have you known personally who in the past year have: sold or dealt drugs?






Response	6	8	10	12	Total	
0	93.0	84.1	75.1	70.2	81.7	
1	4.5	8.3	10.2	11.3	8.3	
2	1.2	3.5	6.4	7.7	4.4	
3-4	0.5	1.6	3.8	5.1	2.5	
5+	0.8	2.5	4.5	5.8	3.1	
N of Valid	3671	4270	3318	2586	13845	
N of Miss	965	668	512	300	2445	

Table 250: About how many adults (over 21) have you known personally who in the past year have: done other things that could get them in trouble with the police, like stealing, selling stolen goods, mugging or assaulting others, etc.?






Response	6	8	10	12	Total	
0	87.5	75.4	68.8	69.7	76.0	
1	8.2	12.6	13.1	11.6	11.4	
2	1.7	5.4	7.1	6.9	5.1	
3-4	1.2	2.9	4.8	5.1	3.3	
5+	1.4	3.7	6.1	6.7	4.2	
N of Valid	3676	4269	3318	2590	13853	
N of Miss	959	671	514	298	2442	

Table 251: About how many adults (over 21) have you known personally who in the past year have: gotten drunk or high?






Response	6	8	10	12	Total	
0	66.5	47.5	35.9	29.9	46.5	
1	17.3	19.7	17.6	14.7	17.6	
2	7.1	10.9	11.9	12.3	10.4	
3-4	3.7	7.6	11.2	12.7	8.4	
5+	5.5	14.4	23.3	30.3	17.1	
N of Valid	3666	4266	3315	2585	13832	
N of Miss	964	671	512	298	2445	



Table 252: Have you seen or heard information about underage drinking in the past 12 months from the following sources? Radio



Response	6	8	10	12	Total	
No	51.3	45.9	45.4	42.3	46.5	
Yes	48.7	54.1	54.6	57.7	53.5	
N of Valid	3633	4241	3301	2578	13753	
N of Miss	1000	695	529	309	2533	

Table 253: Have you seen or heard information about underage drinking in the past 12 months from the following sources? TV.



Response	6	8	10	12	Total	
No	24.9	21.1	21.0	20.0	21.9	
Yes	75.1	78.9	79.0	80.0	78.1	
N of Valid	3633	4242	3298	2577	13750	
N of Miss	1002	696	534	309	2541	

Table 254: Have you seen or heard information about underage drinking in the past 12 months from the following sources? Print. This includes information on underage drinking you may have seen in the newspaper, on a billboard, in pamphlets, on stickers, etc.



Response	6	8	10	12	Total	
No	43.3	40.8	40.3	36.8	40.6	
Yes	56.7	59.2	59.7	63.2	59.4	
N of Valid	3597	4230	3297	2579	13703	
N of Miss	1039	709	535	308	2591	

Table 255: Have you seen or heard information about underage drinking in the past 12 months from the following sources? Website or social media? (Facebook, Myspace, website, etc.)



Response	6	8	10	12	Total	
No	51.8	42.1	37.4	37.5	42.7	
Yes	48.2	57.9	62.6	62.5	57.3	
N of Valid	3596	4232	3290	2574	13692	
N of Miss	1038	708	539	313	2598	

Table 256: The next questions ask about your opinions of the information you saw or heard. If you have seen or heard more than one ad, please think about your favorite ad when answering these questions. The information about underage drinking that I saw or heard was convincing.






Response	6	8	10	12	Total	
NO!	22.6	14.0	13.0	13.1	15.9	
no	7.2	14.6	19.7	23.2	15.5	
yes	20.1	32.1	39.0	39.7	32.1	
YES!	31.8	25.1	18.6	15.7	23.5	
I have not seen or heard any ads about underage drinking in the past 12 months.	18.2	14.2	9.8	8.2	13.0	
N of Valid	3531	4186	3269	2566	13552	
N of Miss	1093	749	557	319	2718	

Table 257: The next questions ask about your opinions of the information you saw or heard. If you have seen or heard more than one ad, please think about your favorite ad when answering these questions. The information about underage drinking that I saw or heard grabbed my attention.






Response	6	8	10	12	Total	
NO!	20.4	13.1	12.6	12.1	14.7	
no	9.2	19.1	24.5	27.7	19.5	
yes	20.6	29.7	35.6	35.9	29.9	
YES!	31.8	24.1	17.7	16.5	23.1	
I have not seen or heard any ads about underage drinking in the past 12 months.	17.9	14.1	9.6	7.8	12.8	
N of Valid	3516	4176	3263	2567	13522	
N of Miss	1113	757	565	320	2755	

Table 258: The next questions ask about your opinions of the information you saw or heard. If you have seen or heard more than one ad, please think about your favorite ad when answering these questions. The information about underage drinking that I saw or heard said something important to me.






Response	6	8	10	12	Total	
NO!	18.5	13.4	13.7	13.6	14.8	
no	8.8	20.0	25.6	30.6	20.5	
yes	19.8	28.3	33.6	31.7	28.0	
YES!	34.6	23.9	17.0	16.1	23.5	
I have not seen or heard any ads about underage drinking in the past 12 months.	18.3	14.4	10.0	7.9	13.1	
N of Valid	3494	4173	3261	2566	13494	
N of Miss	1136	762	569	321	2788	

Table 259: The next questions ask about your opinions of the information you saw or heard. If you have seen or heard more than one ad, please think about your favorite ad when answering these questions. Seeing or hearing this information about underage drinking made me want to stop or decrease my drinking.










Response	6	8	10	12	Total	
NO!	19.0	15.8	16.9	18.9	17.5	
no	4.3	13.0	22.8	29.9	16.5	
yes	8.1	16.7	23.3	23.3	17.5	
YES!	33.5	27.9	21.7	16.5	25.5	
I have not seen or heard any ads about underage drinking in the past 12 months.	35.2	26.6	15.3	11.5	23.0	
N of Valid	3226	3941	3175	2528	12870	
N of Miss	1402	987	650	357	3396	

Table 260: How honest were you in filling out this survey?

Response	6	8	10	12	Total	
I was very honest	84.8	78.2	77.8	79.1	80.0	
I was honest pretty much of the time	12.9	17.8	18.2	16.9	16.4	
I was honest some of the time	1.7	3.1	2.9	2.7	2.6	
I was honest once in a while	0.7	0.8	1.1	1.3	0.9	
I was not honest at all	0.0	0.0	0.0	0.0	0.0	
N of Valid	3645	4242	3320	2597	13804	
N of Miss	983	691	506	289	2469	