

2019 APNA

Arkansas Prevention Needs Assessment Survey

Region 13 Frequency Distribution Tables

Counties: Ashley, Bradley, Chicot, Desha, Drew

Arkansas Department of Human Services,
Division of Aging, Adults, and Behavioral
Health Services
And
University of Arkansas at Little Rock
MidSOUTH Center for Prevention and Training

Contents

1 INTRODUCTION

11

2 PERCENTAGE TABLES

15

List of Frequency Distribution Tables

1	Gender	16
2	Age	16
3	Are you Hispanic or Latino?	16
4	What is your race? Black or African American	17
5	What is your race? Asian	17
6	What is your race? American Indian	17
7	What is your race? Alaska Native	17
8	What is your race? White	18
9	What is your race? Native Hawaiian or Other Pacific Islander	18
10	What is your race? Other	18
11	What is the highest level of schooling completed by your mother or father?	19
12	Think of where you live most of the time. Which of the following people live there with you? Mother	19
13	Think of where you live most of the time. Which of the following people live there with you? Stepmother	19
14	Think of where you live most of the time. Which of the following people live there with you? Foster Mother	20
15	Think of where you live most of the time. Which of the following people live there with you? Grandmother	20
16	Think of where you live most of the time. Which of the following people live there with you? Aunt	20
17	Think of where you live most of the time. Which of the following people live there with you? Father	20
18	Think of where you live most of the time. Which of the following people live there with you? Stepfather	21
19	Think of where you live most of the time. Which of the following people live there with you? Foster Father	21
20	Think of where you live most of the time. Which of the following people live there with you? Grandfather	21
21	Think of where you live most of the time. Which of the following people live there with you? Uncle	21
22	Think of where you live most of the time. Which of the following people live there with you? Other Adults	22
23	Think of where you live most of the time. Which of the following people live there with you? Brother(s)	22
24	Think of where you live most of the time. Which of the following people live there with you? Stepbrother(s)	22
25	Think of where you live most of the time. Which of the following people live there with you? Sister(s)	22
26	Think of where you live most of the time. Which of the following people live there with you? Stepsister(s)	23

27	Think of where you live most of the time. Which of the following people live there with you? Other Children	23
28	In my school, students have lots of chances to help decide things like class activities and rules.	23
29	Teachers ask me to work on special classroom projects.	23
30	My teacher(s) notices when I am doing a good job and lets me know about it.	24
31	There are lots of chances for students in my school to get involved in sports, clubs, and other school activities outside of class.	24
32	There are lots of chances for students in my school to talk with a teacher one-on-one.	24
33	I feel safe at my school.	25
34	The school lets my parents know when I have done something well.	25
35	My teachers praise me when I work hard in school.	25
36	Are your school grades better than the grades of most students in your class?	26
37	I have lots of chances to be part of class discussions or activities.	26
38	Now thinking back over the past year in school, how often did you: enjoy being in school?	26
39	Now thinking back over the past year in school, how often did you: hate being in school?	27
40	Now thinking back over the past year in school, how often did you: try to do your best work in school?	27
41	How often do you feel that the school work you are assigned is meaningful and important?	27
42	Putting them all together, what were your grades like last year?	28
43	How important do you think the things you are learning in school are going to be for your later life?	28
44	During the LAST FOUR WEEKS how many whole days of school have you missed because you skipped or "cut"?	28
45	What are the chances you would be seen as cool if you: smoked cigarettes?	29
46	What are the chances you would be seen as cool if you: worked hard at school?	29
47	What are the chances you would be seen as cool if you: began drinking alcoholic beverages regularly, that is, at least once or twice a month?	29
48	What are the chances you would be seen as cool if you: defended someone who was being bullied?	30
49	What are the chances you would be seen as cool if you: smoked marijuana?	30
50	What are the chances you would be seen as cool if you: carried a handgun?	30
51	What are the chances you would be seen as cool if you: used e-cigarettes, e-cigars or e-hookahs (vaping)?	31

52	What are the chances you would be seen as cool if you: bullied someone or cyber bullied someone?	31
53	Think of your four best friends (the friends you feel closest to). In the past year (12 months), how many of your best friends have: participated in clubs, organizations or activities at school?	31
54	Think of your four best friends (the friends you feel closest to). In the past year (12 months), how many of your best friends have: smoked cigarettes?	32
55	Think of your four best friends (the friends you feel closest to). In the past year (12 months), how many of your best friends have: tried beer, wine or hard liquor (for example, vodka, whiskey, or gin) when their parents didn't know about it?	32
56	Think of your four best friends (the friends you feel closest to). In the past year (12 months), how many of your best friends have: used e-cigarettes, e-cigars, or e-hookahs?	32
57	Think of your four best friends (the friends you feel closest to). In the past year (12 months), how many of your best friends have: used marijuana?	33
58	Think of your four best friends (the friends you feel closest to). In the past year (12 months), how many of your best friends have: used prescription drugs or non-prescription drugs for the purpose of getting high?	33
59	Think of your four best friends (the friends you feel closest to). In the past year (12 months), how many of your best friends have: used synthetic marijuana (K2, spice) or bath salts?	33
60	Think of your four best friends (the friends you feel closest to). In the past year (12 months), how many of your best friends have: used LSD, cocaine, amphetamines, or other illegal drugs?	34
61	Think of your four best friends (the friends you feel closest to). In the past year (12 months), how many of your best friends have: been bullied?	34
62	Think of your four best friends (the friends you feel closest to). In the past year (12 months), how many of your best friends have: been suspended from school?	34
63	Think of your four best friends (the friends you feel closest to). In the past year (12 months), how many of your best friends have: carried a handgun?	35
64	Think of your four best friends (the friends you feel closest to). In the past year (12 months), how many of your best friends have: sold illegal drugs?	35
65	Think of your four best friends (the friends you feel closest to). In the past year (12 months), how many of your best friends have: regularly attended religious services?	35

66	Think of your four best friends (the friends you feel closest to). In the past year (12 months), how many of your best friends have: stolen or tried to steal a motor vehicle such as a car or motorcycle?	36
67	Think of your four best friends (the friends you feel closest to). In the past year (12 months), how many of your best friends have: been arrested?	36
68	Think of your four best friends (the friends you feel closest to). In the past year (12 months), how many of your best friends have: dropped out of school?	36
69	Think of your four best friends (the friends you feel closest to). In the past year (12 months), how many of your best friends have: been members of a gang?	37
70	How old were you when you first: smoked marijuana?	37
71	How old were you when you first: smoked a cigarette, even just a puff?	38
72	How old were you when you first: had more than a sip or two of beer, wine or hard liquor (for example, vodka, whiskey, or gin)?	38
73	How old were you when you first: began drinking alcoholic beverages regularly, that is, at least once or twice a month?	39
74	How old were you when you first: used Pegaramide (peg, Peggy)?	39
75	How old were you when you first: got suspended from school?	40
76	How old were you when you first: got arrested?	40
77	How old were you when you first: carried a handgun?	41
78	How old were you when you first: used e-cigarettes, e-cigars, or e-hookahs (vaping)?	41
79	How old were you when you first: belonged to a gang?	42
80	How old were you when you first: used prescription drugs not prescribed to you?	42
81	How wrong do you think it is for someone your age to: take a handgun to school?	43
82	How wrong do you think it is for someone your age to: steal anything?	43
83	How wrong do you think it is for someone your age to: pick a fight with someone?	43
84	How wrong do you think it is for someone your age to: attack someone with the idea of seriously hurting them?	44
85	How wrong do you think it is for someone your age to: stay away from school all day when their parents think they are at school?	44
86	How wrong do you think it is for someone your age to: drink beer, wine or hard liquor (for example, vodka, whiskey, or gin) regularly?	44
87	How wrong do you think it is for someone your age to: smoke cigarettes?	45
88	How wrong do you think it is for someone your age to: smoke marijuana?	45

89	How wrong do you think it is for someone your age to: use prescription drugs or non-prescription drugs for the purpose of getting high?	45
90	How wrong do you think it is for someone your age to: use synthetic marijuana (K2, spice) or bath salts?	46
91	How wrong do you think it is for someone your age to: use LSD, cocaine, amphetamines or another illegal drug?	46
92	How wrong do you think it is for someone your age to: use e-cigarettes, e-cigars or e-hookahs (vaping)?	46
93	At school during the past 12 months, did you receive help from the resource teacher, speech therapist or other special education teacher?	47
94	How many times in the past year (12 months) have you: been suspended from school?	47
95	How many times in the past year (12 months) have you: carried a handgun?	47
96	How many times in the past year (12 months) have you: sold illegal drugs?	48
97	How many times in the past year (12 months) have you: stolen or tried to steal a motor vehicle such as a car or motorcycle?	48
98	How many times in the past year (12 months) have you: participated in clubs, organizations or activities at school?	48
99	How many times in the past year (12 months) have you: been arrested?	49
100	How many times in the past year (12 months) have you: attacked someone with the idea of seriously hurting them?	49
101	How many times in the past year (12 months) have you: been drunk or high at school?	49
102	How many times in the past year (12 months) have you: taken a handgun to school?	50
103	How many times in the past year (12 months) have you: used e-cigarettes, e-cigars, or e-hookahs (vaping)?	50
104	Are you currently on probation, or assigned a probation officer with Juvenile Court?	50
105	Have you ever belonged to a gang?	51
106	If you have ever belonged to a gang, did that gang have a name?	51
107	You are at a party at someone's house, and one of your friends offers you a drink containing alcohol. What would you say or do?	51
108	How often do you attend religious services or activities?	52
109	I think sometimes it's okay to cheat at school.	52
110	It is important to think before you act.	52
111	Sometimes I think that life is not worth it.	53
112	At times I think I am no good at all.	53
113	All in all, I am inclined to think that I am a failure.	53
114	In the past year, have you felt depressed or sad MOST days, even if you felt okay sometimes?	54
115	It is all right to beat up people if they start the fight.	54

116	I think it is okay to take something without asking if you can get away with it.	54
117	Where do you get the most information about living a drug and alcohol free life? Parents/guardians	55
118	Where do you get the most information about living a drug and alcohol free life? Friends	55
119	Where do you get the most information about living a drug and alcohol free life? Family members	55
120	Where do you get the most information about living a drug and alcohol free life? School	56
121	Where do you get the most information about living a drug and alcohol free life? Internet	56
122	Where do you get the most information about living a drug and alcohol free life? TV	56
123	Where do you get the most information about living a drug and alcohol free life? Social media	57
124	How much do you think people risk harming themselves (physically or in other ways) if they: smoked one or more packs of cigarettes per day?	57
125	How much do you think people risk harming themselves (physically or in other ways) if they: try marijuana once or twice?	57
126	How much do you think people risk harming themselves (physically or in other ways) if they: smoke marijuana once or twice a week?	58
127	How much do you think people risk harming themselves (physically or in other ways) if they: take one or two drinks of an alcoholic beverage (beer, wine, liquor) nearly every day?	58
128	How much do you think people risk harming themselves (physically or in other ways) if they: have five or more drinks of an alcoholic beverage once or twice a weekend?	58
129	How much do you think people risk harming themselves (physically or in other ways) if they: use prescription drugs that are not prescribed to them?	59
130	How much do you think people risk harming themselves (physically or in other ways) if they: use non-prescription drugs to get high?	59
131	How much do you think people risk harming themselves (physically or in other ways) if they: use e-cigarettes, e-cigars, or e-hookahs?	59
132	Have you ever used smokeless tobacco (chew, snuff, plug, dipping tobacco, or chewing tobacco)?	60
133	How often have you used smokeless tobacco during the past 30 days?	60
134	Have you ever smoked cigarettes?	60
135	How frequently have you smoked cigarettes during the past 30 days?	61
136	Which statement best describes rules about smoking inside your home or your family cars?	61
137	Have you ever used e-cigarettes, e-cigars, or e-hookahs (vaping)?	61

138	How frequently have you used e-cigarettes, e-cigars, or e-hookahs (vaping)?	62
139	During this school year, were you taught in any of your classes about the dangers of tobacco use?	62
140	During the past 12 months, have you participated in any community activities to discourage people your age from using cigarettes, chewing tobacco, snuff, dip or cigars, e-cigarettes, e-cigars, or e-hookahs?	62
141	Think back over the last two weeks. How many times have you had five or more alcoholic drinks in a row?	63
142	During the past 30 days, how many times did you ride in a car or other vehicle driven by someone who had been drinking alcohol or using drugs to get high?	63
143	During the past 30 days, how many times did you drive a car or other vehicle when you had been drinking alcohol or using drugs to get high?	63
144	If you drank alcohol (not just a sip or taste) in the past year, where did you usually drink it?	64
145	How do you feel about someone your age having one or two drinks of an alcoholic beverage nearly every day?	64
146	On how many occasions have you had alcoholic beverages (beer, wine or hard liquor) to drink in your lifetime - more than just a few sips?	64
147	On how many occasions have you drunk one or more drinks of an alcoholic beverage during the past 30 days?	65
148	On how many occasions have you used marijuana (grass, pot) or hashish (hash, hash oil) in your lifetime?	65
149	On how many occasions have you used marijuana (grass, pot) or hashish (hash, hash oil) during the past 30 days?	65
150	On how many occasions have you used LSD or other psychedelics in your lifetime?	66
151	On how many occasions have you used LSD or other psychedelics during the past 30 days?	66
152	On how many occasions have you used cocaine or crack in your lifetime?	66
153	On how many occasions have you used cocaine or crack during the past 30 days?	67
154	On how many occasions have you sniffed glue, breathed the contents of an aerosol spray can, or inhaled other gases or sprays, in order to get high in your lifetime?	67
155	On how many occasions have you sniffed glue, breathed the contents of an aerosol spray can, or inhaled other gases or sprays, in order to get high during the past 30 days?	67
156	On how many occasions have you used Pegaramide (peg, Peggy, etc.) in your lifetime?	68

157	On how many occasions have you used Pegaramide (peg, Peggy, etc.) during the past 30 days?	68
158	On how many occasions have you used synthetic marijuana (K2, spice) in your lifetime?	68
159	On how many occasions have you used synthetic marijuana (K2, spice) during the past 30 days?	69
160	On how many occasions have you used methamphetamines (meth, speed, crank, crystal meth) in your lifetime?	69
161	On how many occasions have you used methamphetamines (meth, speed, crank, crystal meth) in the past 30 days?	69
162	On how many occasions have you used other chemical products (bath salts, plant food, etc.) in your lifetime?	70
163	On how many occasions have you used other chemical products (bath salts, plant food, etc.) during the past 30 days?	70
164	On how many occasions have you used heroin or other opiates in your lifetime?	70
165	On how many occasions have you used heroin or other opiates during the past 30 days?	71
166	On how many occasions have you used MDMA ('X', 'E', or ecstasy) in your lifetime?	71
167	On how many occasions have you used MDMA ('X', 'E', or ecstasy) during the past 30 days?	71
168	On how many occasions have you taken prescription drugs (such as Valium, Xanax, Ritalin, Adderall, OxyContin, Tramadol, or sleeping pills) not prescribed to you in your lifetime?	72
169	On how many occasions have you taken prescription drugs (such as Valium, Xanax, Ritalin, Adderall, OxyContin, Tramadol, or sleeping pills) not prescribed to you during the past 30 days?	72
170	On how many occasions have you taken non-prescription medicines such as diet pills (for example, Dietac, Dexatrim or Prolamine), stay-awake pills (for example No-Doz, Vivarin, or Wake), or cough or cold medicines (robos, DXM, etc.) to get high in your lifetime?	72
171	On how many occasions have you taken non-prescription medicines such as diet pills (for example, Dietac, Dexatrim or Prolamine), stay-awake pills (for example No-Doz, Vivarin, or Wake), or cough or cold medicines (robos, DXM, etc.) to get high during the past 30 days?	73
172	On how many occasions have you been drunk or very high from drinking alcoholic beverages during the past 30 days?	73
173	On how many occasions have you drunk flavored alcoholic beverages, sometimes called 'alcopops' (like Mike's Hard Lemonade, Smirnoff Ice, Bacardi Breezers, etc.) in your lifetime?	73
174	On how many occasions have you drunk flavored alcoholic beverages, sometimes called 'alcopops' (like Mike's Hard Lemonade, Smirnoff Ice, Bacardi Breezers, etc.) during the past 30 days?	74

175	If you smoked cigarettes (not just a puff or drag) in the past year, how did you usually get them?	74
176	If you used e-cigarettes, e-cigars, or e-hookahs (not just a puff or drag) in the past year, how did you usually get them? - I did not use e-cigarettes, e-cigars, or e-hookahs in the past year	75
177	If you used e-cigarettes, e-cigars, or e-hookahs (not just a puff or drag) in the past year, how did you usually get them? - I bought them in a store such as a convenience store, supermarket, discount store, or gas station	75
178	If you used e-cigarettes, e-cigars, or e-hookahs (not just a puff or drag) in the past year, how did you usually get them? - I got them on the Internet	75
179	If you used e-cigarettes, e-cigars, or e-hookahs (not just a puff or drag) in the past year, how did you usually get them? - I got them at a store that sells electronic cigarettes, such as a "vape shop"	75
180	If you used e-cigarettes, e-cigars, or e-hookahs (not just a puff or drag) in the past year, how did you usually get them? - I got them from a family member	76
181	If you used e-cigarettes, e-cigars, or e-hookahs (not just a puff or drag) in the past year, how did you usually get them? - I got them from a friend	76
182	If you used e-cigarettes, e-cigars, or e-hookahs (not just a puff or drag) in the past year, how did you usually get them? - A stranger got them for me	76
183	If you used e-cigarettes, e-cigars, or e-hookahs (not just a puff or drag) in the past year, how did you usually get them? - I took them from a store or shop	76
184	If you used e-cigarettes, e-cigars, or e-hookahs (not just a puff or drag) in the past year, how did you usually get them? - I got them some other way	77
185	If you used marijuana (grass, pot) (not just a puff or drag) in the past year, how did you usually get it? - I did not use marijuana (grass, pot) in the past year	77
186	If you used marijuana (grass, pot) (not just a puff or drag) in the past year, how did you usually get it? - I bought it myself	77
187	If you used marijuana (grass, pot) (not just a puff or drag) in the past year, how did you usually get it? - I got it from someone at school	77
188	If you used marijuana (grass, pot) (not just a puff or drag) in the past year, how did you usually get it? - I got it from someone with a medical marijuana card	78
189	If you used marijuana (grass, pot) (not just a puff or drag) in the past year, how did you usually get it? - I got it from my brother or sister	78

190	If you used marijuana (grass, pot) (not just a puff or drag) in the past year, how did you usually get it? - I got it from another relative	78
191	If you used marijuana (grass, pot) (not just a puff or drag) in the past year, how did you usually get it? - Other	78
192	If you drank alcohol (not just a sip or taste) in the past year, how did you usually get it?	79
193	If you used prescription drugs or over the counter drugs without a doctor telling you to use it or for the purpose of getting high, where did you get these drugs? - Did not use	79
194	If you used prescription drugs or over the counter drugs without a doctor telling you to use it or for the purpose of getting high, where did you get these drugs? - Bought or took from store or shop	80
195	If you used prescription drugs or over the counter drugs without a doctor telling you to use it or for the purpose of getting high, where did you get these drugs? - Got from parents with permission	80
196	If you used prescription drugs or over the counter drugs without a doctor telling you to use it or for the purpose of getting high, where did you get these drugs? - Got from home without permission	80
197	If you used prescription drugs or over the counter drugs without a doctor telling you to use it or for the purpose of getting high, where did you get these drugs? - Got from relative with permission	80
198	If you used prescription drugs or over the counter drugs without a doctor telling you to use it or for the purpose of getting high, where did you get these drugs? - Got from relative without permission	81
199	If you used prescription drugs or over the counter drugs without a doctor telling you to use it or for the purpose of getting high, where did you get these drugs? - Got from friend's home with permission	81
200	If you used prescription drugs or over the counter drugs without a doctor telling you to use it or for the purpose of getting high, where did you get these drugs? - Got from friend's home without permission	81
201	If you used prescription drugs or over the counter drugs without a doctor telling you to use it or for the purpose of getting high, where did you get these drugs? - Got from friend at school	81
202	If you used prescription drugs or over the counter drugs without a doctor telling you to use it or for the purpose of getting high, where did you get these drugs? - Got from friend at party	82
203	If you used prescription drugs or over the counter drugs without a doctor telling you to use it or for the purpose of getting high, where did you get these drugs? - Got from friend, elsewhere	82
204	If you used prescription drugs or over the counter drugs without a doctor telling you to use it or for the purpose of getting high, where did you get these drugs? - Got from internet sale	82
205	During the last month, about how many marijuana cigarettes, or the equivalent, did you smoke a day, on the average?	83

206	How wrong do your friends feel it would be for YOU to: have one or two drinks of an alcoholic beverage nearly every day?	83
207	How wrong do your friends feel it would be for YOU to: smoke tobacco?	83
208	How wrong do your friends feel it would be for YOU to: smoke marijuana?	84
209	How wrong do your friends feel it would be for YOU to: use prescription drugs not prescribed to you?	84
210	How wrong would most adults (over 21) in your neighborhood think it is for kids your age: to use marijuana?	84
211	How wrong would most adults (over 21) in your neighborhood think it is for kids your age: to drink alcohol?	85
212	How wrong would most adults (over 21) in your neighborhood think it is for kids your age: to smoke cigarettes?	85
213	How much do each of the following statements describe your neighborhood? crime and/or drug selling	85
214	How much do each of the following statements describe your neighborhood? fights	86
215	How much do each of the following statements describe your neighborhood? lots of empty or abandoned buildings	86
216	How much do each of the following statements describe your neighborhood? lots of graffiti	86
217	I feel safe in my neighborhood.	87
218	If a kid smoked marijuana in your neighborhood would he or she be caught by the police?	87
219	If a kid drank some beer, wine or hard liquor (for example, vodka, whiskey, or gin) in your neighborhood would he or she be caught by the police?	87
220	If a kid carried a handgun in your neighborhood would he or she be caught by the police?	88
221	If you wanted to get some cigarettes, how easy would it be for you to get some?	88
222	If you wanted to get some beer, wine or hard liquor (for example, vodka, whiskey, or gin), how easy would it be for you to get some?	88
223	If you wanted to get a drug like cocaine, LSD, or amphetamines, how easy would it be for you to get some?	89
224	If you wanted to get a handgun, how easy would it be for you to get one?	89
225	If you wanted to get some marijuana, how easy would it be for you to get some?	89
226	If you wanted to get prescription drugs for the purpose of getting high, how easy would it be for you to get some?	90
227	If you wanted to get synthetic marijuana such as K2 or chemical products such as bath salts to get high, how easy would it be for you to get some?	90

228	If you wanted to get steroids to use or to enhance athletic performance, how easy would it be for you to get some?	90
229	If you wanted to get e-cigarettes, e-cigars, or e-hookahs, how easy would it be for you to get some?	91
230	During the past 12 months, have you participated in any alcohol prevention programs or seen any alcohol prevention messages in your school or community? Yes, a school-based program focused on preventing underage drinking and/or drinking and driving.	91
231	During the past 12 months, have you participated in any alcohol prevention programs or seen any alcohol prevention messages in your school or community? Yes, a community-based program focused on preventing underage drinking and/or drinking and driving (for example, through your church or temple or through youth groups like Boys and Girls Club or 4-H).	91
232	During the past 12 months, have you participated in any alcohol prevention programs or seen any alcohol prevention messages in your school or community? Yes, a media campaign addressing underage drinking and/or drinking and driving (for example, newspaper ads, posters, pamphlets, radio, TV).	92
233	During the past 12 months, have you participated in any alcohol prevention programs or seen any alcohol prevention messages in your school or community? No	92
234	How wrong do your parents feel it would be for YOU to: have one or two drinks of an alcoholic beverage nearly every day?	92
235	How wrong do your parents feel it would be for YOU to: smoke tobacco?	92
236	How wrong do your parents feel it would be for YOU to: smoke marijuana?	93
237	How wrong do your parents feel it would be for YOU to: use prescription drugs not prescribed to you?	93
238	How wrong do your parents feel it would be for YOU to: steal something?	93
239	How wrong do your parents feel it would be for YOU to: draw graffiti, write things, or draw pictures on buildings or other property (without the owner's permission)?	94
240	How wrong do your parents feel it would be for YOU to: pick a fight with someone?	94
241	During the past 12 months, have you talked with at least one of your parents about the dangers of underage drinking and/or drinking and driving? By parents, we mean either your biological parents, adoptive parents, stepparents, or adult guardians - whether or not they live with you.	94
242	The rules in my family are clear.	95
243	People in my family have serious arguments about the same things, and often insult or yell at each other.	95

244	When I am not at home, one of my parents knows where I am and who I am with.	95
245	My family has clear rules about alcohol and drug use.	96
246	If you skipped school would you be caught by your parents?	96
247	My parents ask if I've gotten my homework done.	96
248	Would your parents know if you did not come home on time?	97
249	Do you know how to properly dispose of leftover prescription drugs?	97
250	Have any of your brothers or sisters ever: drunk beer, wine or hard liquor (for example, vodka, whiskey or gin)?	97
251	Have any of your brothers or sisters ever: smoked marijuana?	97
252	Have any of your brothers or sisters ever: smoked cigarettes?	98
253	Have any of your brothers or sisters ever: taken a handgun to school?	98
254	Have any of your brothers or sisters ever: been suspended or expelled from school?	98
255	Have any of your brothers or sisters ever: used e-cigarettes, e-cigars or e-hookahs (vaping)?	98
256	Have any of your brothers or sisters ever: used prescription drugs not prescribed to him/her?	99
257	Have you changed homes in the past year (the last 12 months)?	99
258	How many times have you changed homes since kindergarten?	99
259	Have you changed schools (including changing from elementary to middle and middle to high school) in the past year?	99
260	How many times have you changed schools since kindergarten (including changing from elementary to middle and middle to high school)?	100
261	Has anyone in your family ever had severe alcohol or drug problems?	100
262	About how many adults (over 21) have you known personally who in the past year have: used marijuana, crack, cocaine, or other drugs?	100
263	About how many adults (over 21) have you known personally who in the past year have: sold or dealt drugs?	101
264	About how many adults (over 21) have you known personally who in the past year have: done other things that could get them in trouble with the police, like stealing, selling stolen goods, mugging or assaulting others, etc.?	101
265	About how many adults (over 21) have you known personally who in the past year have: gotten drunk or high?	101
266	How honest were you in filling out this survey?	102

List of Figures

1	Grade Chart	12
2	Gender Chart	13
3	Age Chart	14

1 INTRODUCTION

This report was generated from data collected on the *2019 Arkansas Prevention Needs Assessment Student Survey*. This report contains basic frequency tables of all data collected and graphs on the selected demographic variables of grade, gender and age.

Questions regarding the information found in this report can be directed to:

International Survey Associates dba Pride Surveys

Mr. Jay Gleaton

2140 Newmarket Parkway

Suite 116

Marietta, GA 30067

Telephone: (800) 279-6361

Fax: (770) 726-9327

Website: <http://www.pridesurveys.com>

Grade Chart

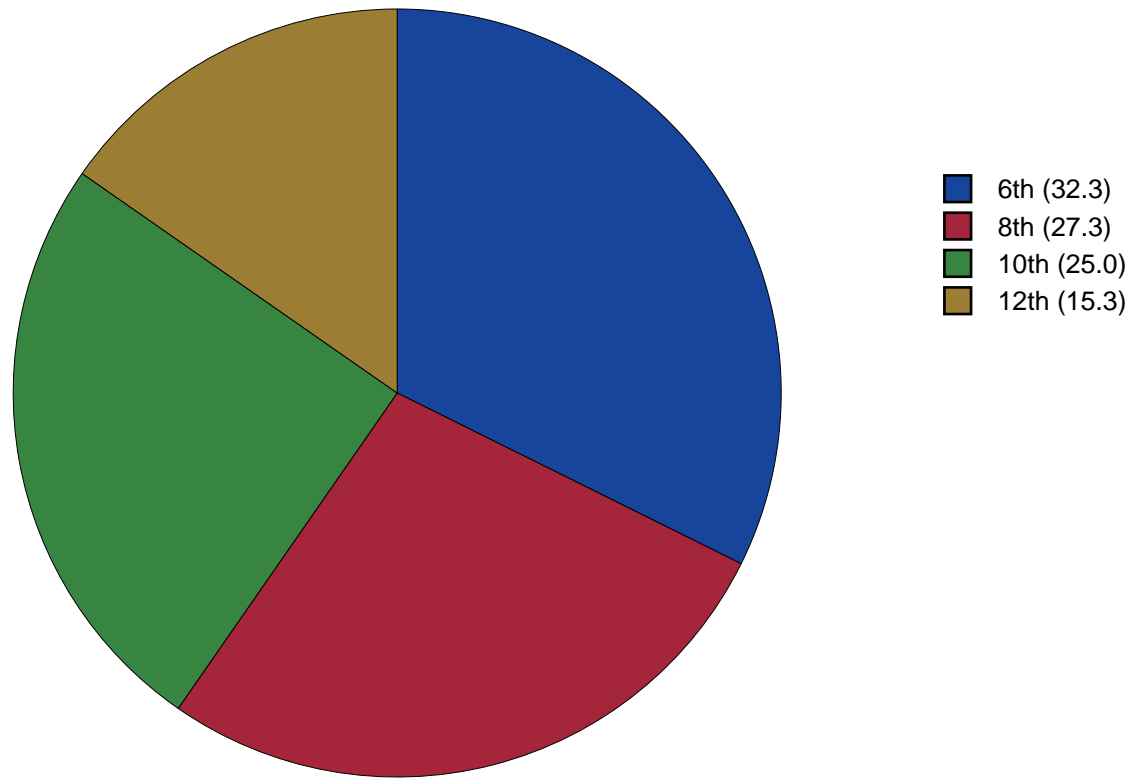


Figure 1: Grade Chart

Gender Chart

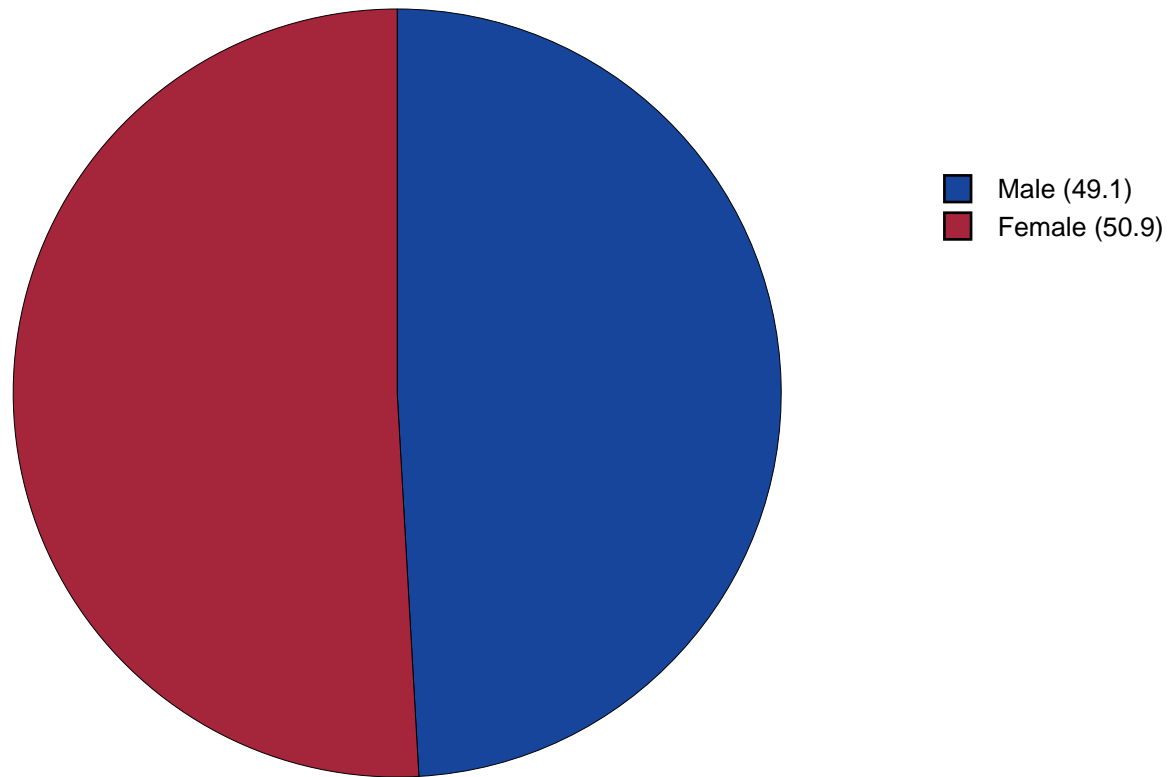


Figure 2: Gender Chart

Age Chart

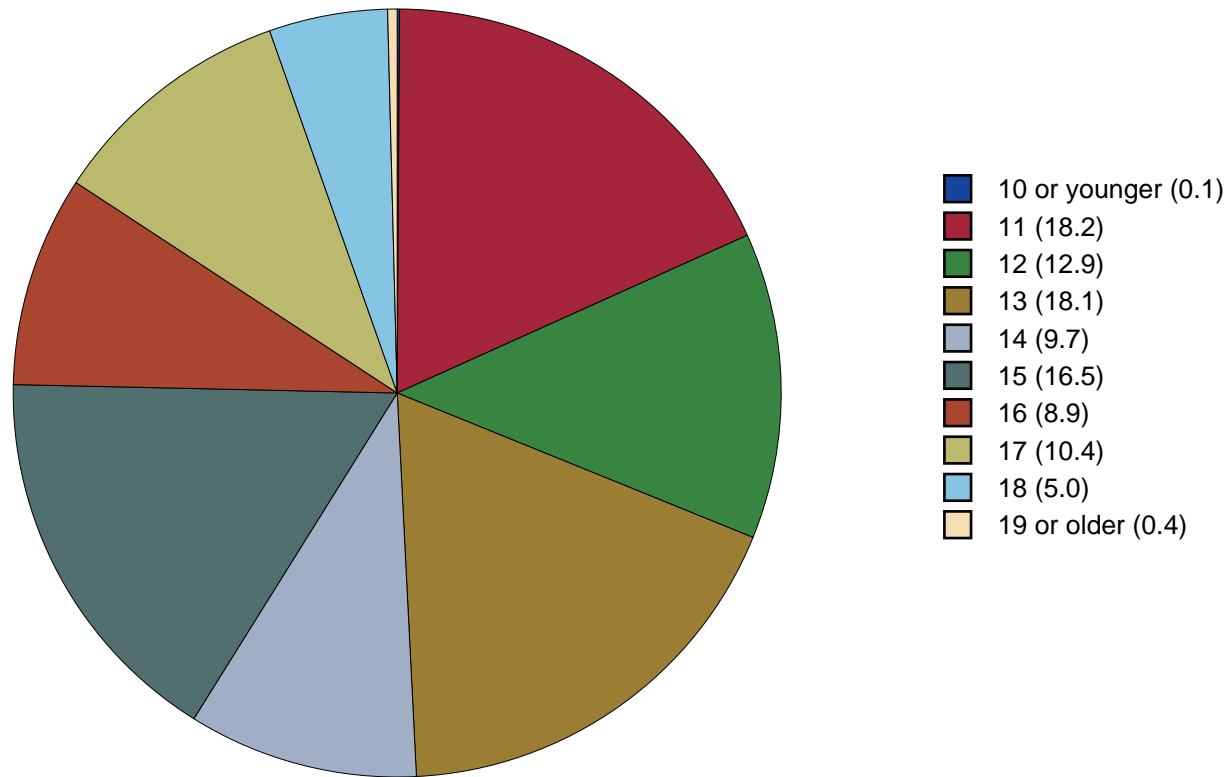


Figure 3: Age Chart

2 PERCENTAGE TABLES

The following tables contain frequency distribution detailing how your students responded to each question on the survey. The tables appear in the same order as the questions on the survey. The tables include breakdowns by grade level as well as overall percentages. The *N of Valid* row is a frequency count of the number of valid responses to each question for each grade and overall. The *N of Miss* row is a frequency count of the number of invalid (marked more than one response) or missing (i.e. did not respond) responses to each question for each grade and overall.

For the questions that allowed more than one response (i.e. race, live with, etc.) each response becomes a separate table. If a student did not mark the response, that was counted as a NO response, and if they did mark the response, that was counted as a YES response. Since a non response is a valid response for these questions, the *N of Miss* will always be zero for these questions.

Table 1: Gender



Response	6	8	10	12	Total	
Male	49.0	49.5	49.1	48.4	49.1	
Female	51.0	50.5	50.9	51.6	50.9	
N of Valid	592	495	458	277	1822	
N of Miss	11	14	9	9	43	

Table 2: Age











Response	6	8	10	12	Total	
10 or younger	0.2	0.0	0.0	0.0	0.1	
11	56.3	0.0	0.0	0.0	18.2	
12	39.4	0.6	0.0	0.0	12.9	
13	4.2	61.1	0.0	0.0	18.1	
14	0.0	34.9	0.4	0.0	9.7	
15	0.0	3.2	62.5	0.0	16.5	
16	0.0	0.2	34.7	0.7	8.9	
17	0.0	0.0	2.2	64.3	10.4	
18	0.0	0.0	0.2	32.2	5.0	
19 or older	0.0	0.0	0.0	2.8	0.4	
N of Valid	599	507	464	283	1853	
N of Miss	4	2	3	3	12	

Table 3: Are you Hispanic or Latino?



Response	6	8	10	12	Total	
No	84.6	83.9	85.1	84.4	84.5	
Yes	15.4	16.1	14.9	15.6	15.5	
N of Valid	553	492	451	282	1778	
N of Miss	50	17	16	4	87	

Table 4: What is your race? Black or African American



Response	6	8	10	12	Total	
No	57.4	65.3	63.3	62.8	61.9	
Yes	42.6	34.7	36.7	37.2	38.1	
N of Valid	577	501	455	282	1815	
N of Miss	0	0	0	0	0	

Table 5: What is your race? Asian



Response	6	8	10	12	Total	
No	99.1	99.6	99.3	97.9	99.1	
Yes	0.9	0.4	0.7	2.1	0.9	
N of Valid	577	501	455	282	1815	
N of Miss	0	0	0	0	0	

Table 6: What is your race? American Indian



Response	6	8	10	12	Total	
No	94.1	94.0	95.2	97.5	94.9	
Yes	5.9	6.0	4.8	2.5	5.1	
N of Valid	577	501	455	282	1815	
N of Miss	0	0	0	0	0	

Table 7: What is your race? Alaska Native



Response	6	8	10	12	Total	
No	99.3	99.8	100.0	99.3	99.6	
Yes	0.7	0.2	0.0	0.7	0.4	
N of Valid	577	501	455	282	1815	
N of Miss	0	0	0	0	0	

Table 8: What is your race? White



Response	6	8	10	12	Total	
No	55.6	44.5	43.5	46.5	48.1	
Yes	44.4	55.5	56.5	53.5	51.9	
N of Valid	577	501	455	282	1815	
N of Miss	0	0	0	0	0	

Table 9: What is your race? Native Hawaiian or Other Pacific Islander



Response	6	8	10	12	Total	
No	99.8	99.6	99.6	99.3	99.6	
Yes	0.2	0.4	0.4	0.7	0.4	
N of Valid	577	501	455	282	1815	
N of Miss	0	0	0	0	0	

Table 10: What is your race? Other



Response	6	8	10	12	Total	
No	86.3	87.4	89.2	87.2	87.5	
Yes	13.7	12.6	10.8	12.8	12.5	
N of Valid	577	501	455	282	1815	
N of Miss	0	0	0	0	0	

Table 11: What is the highest level of schooling completed by your mother or father?

Response	6	8	10	12	Total
Completed grade school or less	4.2	2.2	1.7	3.2	2.9
Some high school	3.0	4.8	13.0	17.0	8.2
Completed high school	13.6	14.9	22.2	26.1	18.1
Some college	8.0	13.3	10.4	12.7	10.8
Completed college	22.6	25.6	28.7	21.2	24.8
Graduate or professional school after college	9.4	8.7	10.4	6.7	9.0
Don't know	37.3	28.0	11.5	10.6	24.0
Does not apply	1.9	2.6	2.0	2.5	2.2
N of Valid	574	497	460	283	1814
N of Miss	29	12	7	3	51

Table 12: Think of where you live most of the time. Which of the following people live there with you? Mother

Response	6	8	10	12	Total
No	14.3	17.4	16.4	18.2	16.3
Yes	85.7	82.6	83.6	81.8	83.7
N of Valid	596	505	464	285	1850
N of Miss	0	0	0	0	0

Table 13: Think of where you live most of the time. Which of the following people live there with you? Stepmother

Response	6	8	10	12	Total
No	96.0	93.5	94.0	95.1	94.6
Yes	4.0	6.5	6.0	4.9	5.4
N of Valid	596	505	464	285	1850
N of Miss	0	0	0	0	0

Table 14: Think of where you live most of the time. Which of the following people live there with you? Foster Mother



Response	6	8	10	12	Total	
No	99.5	99.4	99.6	98.6	99.4	
Yes	0.5	0.6	0.4	1.4	0.6	
N of Valid	596	505	464	285	1850	
N of Miss	0	0	0	0	0	

Table 15: Think of where you live most of the time. Which of the following people live there with you? Grandmother



Response	6	8	10	12	Total	
No	78.5	80.4	86.4	87.7	82.4	
Yes	21.5	19.6	13.6	12.3	17.6	
N of Valid	596	505	464	285	1850	
N of Miss	0	0	0	0	0	

Table 16: Think of where you live most of the time. Which of the following people live there with you? Aunt



Response	6	8	10	12	Total	
No	92.8	94.7	94.2	95.8	94.1	
Yes	7.2	5.3	5.8	4.2	5.9	
N of Valid	596	505	464	285	1850	
N of Miss	0	0	0	0	0	

Table 17: Think of where you live most of the time. Which of the following people live there with you? Father



Response	6	8	10	12	Total	
No	46.6	41.4	47.0	47.7	45.5	
Yes	53.4	58.6	53.0	52.3	54.5	
N of Valid	596	505	464	285	1850	
N of Miss	0	0	0	0	0	

Table 18: Think of where you live most of the time. Which of the following people live there with you? Stepfather



Response	6	8	10	12	Total	
No	88.8	86.3	86.0	85.6	86.9	
Yes	11.2	13.7	14.0	14.4	13.1	
N of Valid	596	505	464	285	1850	
N of Miss	0	0	0	0	0	

Table 19: Think of where you live most of the time. Which of the following people live there with you? Foster Father



Response	6	8	10	12	Total	
No	99.5	99.8	99.8	99.3	99.6	
Yes	0.5	0.2	0.2	0.7	0.4	
N of Valid	596	505	464	285	1850	
N of Miss	0	0	0	0	0	

Table 20: Think of where you live most of the time. Which of the following people live there with you? Grandfather



Response	6	8	10	12	Total	
No	87.9	88.7	93.8	93.0	90.4	
Yes	12.1	11.3	6.2	7.0	9.6	
N of Valid	596	505	464	285	1850	
N of Miss	0	0	0	0	0	

Table 21: Think of where you live most of the time. Which of the following people live there with you? Uncle



Response	6	8	10	12	Total	
No	94.0	94.7	97.2	97.9	95.6	
Yes	6.0	5.3	2.8	2.1	4.4	
N of Valid	596	505	464	285	1850	
N of Miss	0	0	0	0	0	

Table 22: Think of where you live most of the time. Which of the following people live there with you? Other Adults



Response	6	8	10	12	Total	
No	97.5	97.4	98.1	98.6	97.8	
Yes	2.5	2.6	1.9	1.4	2.2	
N of Valid	596	505	464	285	1850	
N of Miss	0	0	0	0	0	

Table 23: Think of where you live most of the time. Which of the following people live there with you? Brother(s)



Response	6	8	10	12	Total	
No	52.2	51.7	55.0	53.7	53.0	
Yes	47.8	48.3	45.0	46.3	47.0	
N of Valid	596	505	464	285	1850	
N of Miss	0	0	0	0	0	

Table 24: Think of where you live most of the time. Which of the following people live there with you? Stepbrother(s)



Response	6	8	10	12	Total	
No	97.3	95.8	95.3	96.5	96.3	
Yes	2.7	4.2	4.7	3.5	3.7	
N of Valid	596	505	464	285	1850	
N of Miss	0	0	0	0	0	

Table 25: Think of where you live most of the time. Which of the following people live there with you? Sister(s)



Response	6	8	10	12	Total	
No	58.6	53.3	54.1	64.2	56.9	
Yes	41.4	46.7	45.9	35.8	43.1	
N of Valid	596	505	464	285	1850	
N of Miss	0	0	0	0	0	

Table 26: Think of where you live most of the time. Which of the following people live there with you? Stepsister(s)



Response	6	8	10	12	Total	
No	97.1	97.0	96.6	96.1	96.8	
Yes	2.9	3.0	3.4	3.9	3.2	
N of Valid	596	505	464	285	1850	
N of Miss	0	0	0	0	0	

Table 27: Think of where you live most of the time. Which of the following people live there with you? Other Children



Response	6	8	10	12	Total	
No	95.6	94.1	95.3	94.4	94.9	
Yes	4.4	5.9	4.7	5.6	5.1	
N of Valid	596	505	464	285	1850	
N of Miss	0	0	0	0	0	

Table 28: In my school, students have lots of chances to help decide things like class activities and rules.





Response	6	8	10	12	Total	
NO!	15.3	13.4	17.3	19.1	15.9	
no	36.4	37.7	35.7	31.1	35.7	
yes	39.5	43.2	41.0	42.8	41.4	
YES!	8.9	5.7	6.0	7.1	7.0	
N of Valid	583	493	451	283	1810	
N of Miss	20	16	16	3	55	

Table 29: Teachers ask me to work on special classroom projects.





Response	6	8	10	12	Total	
NO!	8.9	8.5	8.3	8.2	8.5	
no	29.8	35.4	32.7	35.9	33.1	
yes	46.3	44.7	49.3	43.4	46.2	
YES!	14.9	11.3	9.6	12.5	12.2	
N of Valid	570	494	446	281	1791	
N of Miss	33	15	21	5	74	

Table 30: My teacher(s) notices when I am doing a good job and lets me know about it.

Response	6	8	10	12	Total
NO!	7.4	8.9	8.6	8.5	8.3
no	18.2	21.1	23.9	18.4	20.4
yes	48.2	49.8	47.5	56.7	49.8
YES!	26.2	20.2	20.0	16.3	21.5
N of Valid	583	484	440	282	1789
N of Miss	20	25	27	4	76

Table 31: There are lots of chances for students in my school to get involved in sports, clubs, and other school activities outside of class.

Response	6	8	10	12	Total
NO!	4.3	3.7	3.3	2.5	3.6
no	11.3	8.3	7.6	8.5	9.1
yes	40.6	43.5	44.8	50.2	43.9
YES!	43.8	44.5	44.3	38.8	43.4
N of Valid	577	492	449	281	1799
N of Miss	26	17	18	5	66

Table 32: There are lots of chances for students in my school to talk with a teacher one-on-one.

Response	6	8	10	12	Total
NO!	5.7	6.5	6.1	6.0	6.1
no	15.8	20.2	22.9	22.4	19.8
yes	47.5	51.0	50.7	52.3	50.0
YES!	31.0	22.2	20.4	19.2	24.1
N of Valid	575	490	446	281	1792
N of Miss	28	19	21	5	73

Table 33: I feel safe at my school.





Response	6	8	10	12	Total	
NO!	8.4	12.6	10.7	6.0	9.8	
no	13.2	15.1	22.4	20.6	17.2	
yes	43.5	53.2	55.7	59.1	51.6	
YES!	34.9	19.1	11.2	14.2	21.5	
N of Valid	582	491	447	281	1801	
N of Miss	21	18	20	5	64	

Table 34: The school lets my parents know when I have done something well.





Response	6	8	10	12	Total	
NO!	13.6	20.9	22.7	22.9	19.3	
no	32.6	40.8	45.0	46.1	40.1	
yes	35.6	30.3	26.6	25.7	30.3	
YES!	18.3	8.0	5.6	5.4	10.3	
N of Valid	568	488	444	280	1780	
N of Miss	35	21	23	6	85	

Table 35: My teachers praise me when I work hard in school.





Response	6	8	10	12	Total	
NO!	14.7	20.5	15.0	12.9	16.1	
no	34.7	37.2	44.2	36.0	38.0	
yes	36.9	33.3	34.9	43.9	36.5	
YES!	13.8	8.9	5.9	7.2	9.4	
N of Valid	559	492	441	278	1770	
N of Miss	44	17	26	8	95	

Table 36: Are your school grades better than the grades of most students in your class?

Response	6	8	10	12	Total
NO!	7.6	12.1	6.5	3.9	8.0
no	26.3	28.0	28.7	22.5	26.8
yes	47.6	46.0	48.7	54.3	48.5
YES!	18.5	13.9	16.1	19.3	16.8
N of Valid	563	489	446	280	1778
N of Miss	40	20	21	6	87

Table 37: I have lots of chances to be part of class discussions or activities.

Response	6	8	10	12	Total
NO!	5.8	5.3	5.4	3.2	5.2
no	18.9	14.1	18.8	19.9	17.7
yes	46.1	61.5	60.2	63.8	56.7
YES!	29.2	19.1	15.7	13.1	20.5
N of Valid	566	491	447	282	1786
N of Miss	37	18	20	4	79

Table 38: Now thinking back over the past year in school, how often did you: enjoy being in school?

Response	6	8	10	12	Total
Never	9.0	15.7	13.2	12.4	12.4
Seldom	14.3	18.2	22.1	19.4	18.1
Sometimes	38.9	41.0	41.2	43.8	40.8
Often	20.5	18.6	17.7	19.1	19.0
Almost always	17.2	6.5	5.8	5.3	9.6
N of Valid	586	490	447	283	1806
N of Miss	17	19	20	3	59

Table 39: Now thinking back over the past year in school, how often did you: hate being in school?






Response	6	8	10	12	Total	
Never	13.0	5.5	4.1	4.3	7.4	
Seldom	24.0	16.2	15.4	16.5	18.6	
Sometimes	29.7	34.8	36.9	39.6	34.4	
Often	16.8	20.0	24.0	21.2	20.1	
Almost always	16.6	23.5	19.7	18.3	19.5	
N of Valid	579	489	442	278	1788	
N of Miss	24	20	25	8	77	

Table 40: Now thinking back over the past year in school, how often did you: try to do your best work in school?






Response	6	8	10	12	Total	
Never	0.5	1.8	0.5	0.7	0.9	
Seldom	1.4	0.6	1.8	2.2	1.4	
Sometimes	8.3	15.6	14.5	15.1	12.9	
Often	17.6	27.3	32.6	39.4	27.4	
Almost always	72.2	54.6	50.7	42.7	57.4	
N of Valid	575	487	442	279	1783	
N of Miss	28	22	25	7	82	

Table 41: How often do you feel that the school work you are assigned is meaningful and important?






Response	6	8	10	12	Total	
Never	6.7	9.6	7.6	8.2	8.0	
Seldom	10.9	21.1	25.1	25.6	19.5	
Sometimes	24.7	33.3	34.2	37.0	31.4	
Often	26.3	25.8	21.9	20.6	24.2	
Almost always	31.3	10.2	11.2	8.5	17.0	
N of Valid	578	489	447	281	1795	
N of Miss	25	20	20	5	70	

Table 42: Putting them all together, what were your grades like last year?

Response	6	8	10	12	Total
Mostly F's	2.7	0.4	0.7	0.4	1.2
Mostly D's	1.6	2.9	2.5	2.2	2.3
Mostly C's	12.3	16.6	19.3	14.8	15.6
Mostly B's	34.5	39.2	42.6	40.8	38.8
Mostly A's	49.0	40.9	35.0	41.9	42.1
N of Valid	563	477	446	277	1763
N of Miss	40	32	21	9	102

Table 43: How important do you think the things you are learning in school are going to be for your later life?

Response	6	8	10	12	Total
Very important	50.5	20.9	11.7	12.7	27.0
Quite important	21.0	18.3	19.3	17.0	19.2
Fairly important	18.8	33.1	35.3	29.3	28.4
Slightly important	8.3	21.3	25.2	32.9	19.8
Not at all important	1.4	6.5	8.5	8.1	5.6
N of Valid	590	493	445	283	1811
N of Miss	13	16	22	3	54

Table 44: During the LAST FOUR WEEKS how many whole days of school have you missed because you skipped or "cut"?

Response	6	8	10	12	Total
None	55.6	59.7	57.1	50.7	56.3
1	15.8	16.6	13.7	17.7	15.8
2	9.9	10.5	10.8	13.1	10.8
3	8.1	5.3	8.8	7.4	7.4
4-5	7.2	5.9	6.3	7.4	6.7
6-10	2.6	1.4	2.0	1.8	2.0
11 or more	0.9	0.6	1.3	1.8	1.1
N of Valid	583	494	445	282	1804
N of Miss	20	15	22	4	61

Table 45: What are the chances you would be seen as cool if you: smoked cigarettes?






Response	6	8	10	12	Total	
No or very little chance	90.3	75.9	70.7	72.3	78.6	
Little chance	4.6	10.6	14.2	12.1	9.8	
Some chance	2.5	7.9	8.1	11.0	6.7	
Pretty good chance	1.9	3.5	4.1	2.5	3.0	
Very good chance	0.7	2.1	2.9	2.1	1.9	
N of Valid	568	481	443	282	1774	
N of Miss	35	28	24	4	91	

Table 46: What are the chances you would be seen as cool if you: worked hard at school?






Response	6	8	10	12	Total	
No or very little chance	6.3	9.9	8.4	14.5	9.1	
Little chance	6.3	13.7	16.9	15.2	12.3	
Some chance	12.8	22.3	25.6	21.3	19.9	
Pretty good chance	28.2	30.3	27.9	24.8	28.1	
Very good chance	46.3	23.9	21.2	24.1	30.5	
N of Valid	570	476	438	282	1766	
N of Miss	33	33	29	4	99	

Table 47: What are the chances you would be seen as cool if you: began drinking alcoholic beverages regularly, that is, at least once or twice a month?






Response	6	8	10	12	Total	
No or very little chance	86.0	68.0	57.0	50.5	68.2	
Little chance	7.8	12.8	11.8	13.5	11.1	
Some chance	3.5	9.3	14.1	20.6	10.5	
Pretty good chance	1.8	6.2	11.8	11.4	7.0	
Very good chance	0.9	3.7	5.2	3.9	3.2	
N of Valid	564	484	440	281	1769	
N of Miss	39	25	27	5	96	

Table 48: What are the chances you would be seen as cool if you: defended someone who was being bullied?

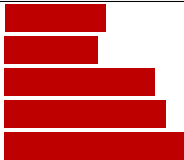
Response	6	8	10	12	Total	
No or very little chance	11.3	14.6	14.5	17.4	14.0	
Little chance	8.2	12.4	18.6	13.2	12.7	
Some chance	15.7	22.9	27.5	26.3	22.3	
Pretty good chance	26.9	23.5	19.3	26.7	24.1	
Very good chance	37.9	26.6	20.0	16.4	27.0	
N of Valid	573	485	440	281	1779	
N of Miss	30	24	27	5	86	

Table 49: What are the chances you would be seen as cool if you: smoked marijuana?


Response	6	8	10	12	Total	
No or very little chance	90.1	68.8	57.9	48.8	69.7	
Little chance	3.9	11.1	8.2	13.5	8.5	
Some chance	2.5	6.5	10.5	15.7	7.7	
Pretty good chance	2.3	7.8	9.8	12.8	7.3	
Very good chance	1.2	5.9	13.7	9.3	6.9	
N of Valid	566	477	439	281	1763	
N of Miss	37	32	28	5	102	

Table 50: What are the chances you would be seen as cool if you: carried a handgun?


Response	6	8	10	12	Total	
No or very little chance	81.6	73.6	72.3	68.4	75.0	
Little chance	7.0	12.0	9.8	10.6	9.6	
Some chance	4.8	7.2	7.3	11.7	7.2	
Pretty good chance	3.8	3.3	4.5	5.0	4.0	
Very good chance	2.9	3.9	6.1	4.3	4.2	
N of Valid	560	485	440	282	1767	
N of Miss	43	24	27	4	98	

Table 51: What are the chances you would be seen as cool if you: used e-cigarettes, e-cigars or e-hookahs (vaping)?


Response	6	8	10	12	Total	
No or very little chance	85.2	60.1	52.3	49.8	64.6	
Little chance	6.2	11.1	10.7	11.4	9.5	
Some chance	3.5	10.0	9.8	15.3	8.7	
Pretty good chance	2.6	8.4	11.8	11.4	7.9	
Very good chance	2.5	10.4	15.5	12.1	9.4	
N of Valid	567	479	440	281	1767	
N of Miss	36	30	27	5	98	

Table 52: What are the chances you would be seen as cool if you: bullied someone or cyber bullied someone?


Response	6	8	10	12	Total	
No or very little chance	85.2	60.1	52.3	49.8	64.6	
Little chance	6.2	11.1	10.7	11.4	9.5	
Some chance	3.5	10.0	9.8	15.3	8.7	
Pretty good chance	2.6	8.4	11.8	11.4	7.9	
Very good chance	2.5	10.4	15.5	12.1	9.4	
N of Valid	567	479	440	281	1767	
N of Miss	36	30	27	5	98	

Table 53: Think of your four best friends (the friends you feel closest to). In the past year (12 months), how many of your best friends have: participated in clubs, organizations or activities at school?


Response	6	8	10	12	Total	
0	17.1	12.3	12.6	12.4	13.9	
1	14.6	10.8	13.8	13.1	13.1	
2	16.9	18.2	16.7	20.1	17.7	
3	15.7	16.6	15.8	13.5	15.6	
4	35.7	42.1	41.1	40.9	39.6	
N of Valid	561	489	436	274	1760	
N of Miss	42	20	31	12	105	

Table 54: Think of your four best friends (the friends you feel closest to). In the past year (12 months), how many of your best friends have: smoked cigarettes?






Response	6	8	10	12	Total	
0	91.9	74.6	70.3	66.3	77.9	
1	4.9	13.1	16.3	16.5	11.7	
2	1.6	6.8	5.9	9.5	5.3	
3	1.1	2.3	3.1	4.4	2.4	
4	0.5	3.2	4.5	3.3	2.6	
N of Valid	568	473	424	273	1738	
N of Miss	35	36	43	13	127	

Table 55: Think of your four best friends (the friends you feel closest to). In the past year (12 months), how many of your best friends have: tried beer, wine or hard liquor (for example, vodka, whiskey, or gin) when their parents didn't know about it?






Response	6	8	10	12	Total	
0	85.4	58.4	44.7	39.2	60.7	
1	7.2	16.0	14.6	13.6	12.5	
2	4.6	10.7	14.2	13.6	10.0	
3	1.6	4.9	6.6	8.1	4.8	
4	1.2	9.9	19.9	25.6	12.0	
N of Valid	568	486	438	273	1765	
N of Miss	35	23	29	13	100	

Table 56: Think of your four best friends (the friends you feel closest to). In the past year (12 months), how many of your best friends have: used e-cigarettes, e-cigars, or e-hookahs?






Response	6	8	10	12	Total	
0	90.5	61.9	56.8	50.0	68.1	
1	5.8	14.0	13.6	13.3	11.1	
2	2.1	8.4	9.4	13.3	7.4	
3	1.2	6.8	4.8	4.1	4.1	
4	0.4	8.8	15.4	19.3	9.3	
N of Valid	569	486	435	270	1760	
N of Miss	34	23	32	16	105	

Table 57: Think of your four best friends (the friends you feel closest to). In the past year (12 months), how many of your best friends have: used marijuana?






Response	6	8	10	12	Total	
0	96.5	75.7	62.8	48.2	75.0	
1	2.6	11.8	12.2	17.5	9.8	
2	0.4	6.6	8.3	13.9	6.1	
3	0.5	2.3	6.0	8.0	3.5	
4	0.0	3.7	10.6	12.4	5.6	
N of Valid	570	485	433	274	1762	
N of Miss	33	24	34	12	103	

Table 58: Think of your four best friends (the friends you feel closest to). In the past year (12 months), how many of your best friends have: used prescription drugs or non-prescription drugs for the purpose of getting high?






Response	6	8	10	12	Total	
0	95.4	89.3	84.5	83.5	89.2	
1	2.8	6.0	8.3	7.3	5.7	
2	1.1	2.5	3.5	3.7	2.4	
3	0.5	1.0	1.4	3.3	1.3	
4	0.2	1.2	2.3	2.2	1.3	
N of Valid	569	485	432	273	1759	
N of Miss	34	24	35	13	106	

Table 59: Think of your four best friends (the friends you feel closest to). In the past year (12 months), how many of your best friends have: used synthetic marijuana (K2, spice) or bath salts?






Response	6	8	10	12	Total	
0	98.8	95.7	93.3	93.1	95.7	
1	0.5	1.8	2.8	5.1	2.1	
2	0.2	0.6	2.1	1.1	0.9	
3	0.5	0.6	0.5	0.4	0.5	
4	0.0	1.2	1.4	0.4	0.7	
N of Valid	569	488	436	275	1768	
N of Miss	34	21	31	11	97	

Table 60: Think of your four best friends (the friends you feel closest to). In the past year (12 months), how many of your best friends have: used LSD, cocaine, amphetamines, or other illegal drugs?






Response	6	8	10	12	Total	
0	98.6	96.5	93.8	89.8	95.5	
1	0.7	1.9	3.7	4.7	2.4	
2	0.2	0.2	1.1	3.3	0.9	
3	0.4	0.6	0.5	1.8	0.7	
4	0.2	0.8	0.9	0.4	0.6	
N of Valid	568	483	437	274	1762	
N of Miss	35	26	30	12	103	

Table 61: Think of your four best friends (the friends you feel closest to). In the past year (12 months), how many of your best friends have: been bullied?






Response	6	8	10	12	Total	
0	31.4	41.4	46.5	63.9	42.9	
1	28.4	24.1	18.2	14.2	22.5	
2	16.4	13.8	13.8	8.4	13.8	
3	7.2	7.6	7.8	3.6	6.9	
4	16.6	13.0	13.6	9.9	13.8	
N of Valid	573	485	434	274	1766	
N of Miss	30	24	33	12	99	

Table 62: Think of your four best friends (the friends you feel closest to). In the past year (12 months), how many of your best friends have: been suspended from school?






Response	6	8	10	12	Total	
0	64.0	64.4	63.3	69.8	64.8	
1	16.6	15.6	16.7	14.2	16.0	
2	8.3	6.8	9.2	7.6	8.0	
3	3.7	3.1	3.9	3.6	3.6	
4	7.4	10.1	6.9	4.7	7.6	
N of Valid	566	486	436	275	1763	
N of Miss	37	23	31	11	102	

Table 63: Think of your four best friends (the friends you feel closest to). In the past year (12 months), how many of your best friends have: carried a handgun?






Response	6	8	10	12	Total	
0	94.0	90.7	88.9	84.3	90.4	
1	2.8	3.5	5.1	8.8	4.5	
2	0.9	2.5	1.8	4.4	2.1	
3	0.7	0.4	0.9	1.1	0.7	
4	1.6	2.9	3.2	1.5	2.3	
N of Valid	571	483	434	274	1762	
N of Miss	32	26	33	12	103	

Table 64: Think of your four best friends (the friends you feel closest to). In the past year (12 months), how many of your best friends have: sold illegal drugs?






Response	6	8	10	12	Total	
0	98.6	94.7	91.7	83.9	93.5	
1	0.7	2.9	4.6	9.5	3.6	
2	0.2	1.0	0.9	4.0	1.2	
3	0.2	0.4	0.7	1.8	0.6	
4	0.4	1.0	2.1	0.7	1.0	
N of Valid	563	486	434	273	1756	
N of Miss	40	23	33	13	109	

Table 65: Think of your four best friends (the friends you feel closest to). In the past year (12 months), how many of your best friends have: regularly attended religious services?






Response	6	8	10	12	Total	
0	50.1	30.8	28.6	34.3	36.8	
1	8.8	8.7	14.3	13.9	10.9	
2	7.6	16.3	16.2	17.9	13.8	
3	10.1	13.4	12.9	11.7	12.0	
4	23.5	30.8	27.9	22.3	26.4	
N of Valid	537	484	433	274	1728	
N of Miss	66	25	34	12	137	

Table 66: Think of your four best friends (the friends you feel closest to). In the past year (12 months), how many of your best friends have: stolen or tried to steal a motor vehicle such as a car or motorcycle?






Response	6	8	10	12	Total	
0	97.5	96.7	92.2	93.8	95.4	
1	1.6	1.4	4.3	3.3	2.5	
2	0.5	0.6	2.3	2.2	1.2	
3	0.2	0.4	0.5	0.0	0.3	
4	0.2	0.8	0.7	0.7	0.6	
N of Valid	571	483	438	275	1767	
N of Miss	32	26	29	11	98	

Table 67: Think of your four best friends (the friends you feel closest to). In the past year (12 months), how many of your best friends have: been arrested?






Response	6	8	10	12	Total	
0	95.1	92.1	86.5	85.1	90.6	
1	4.6	5.4	8.3	7.6	6.2	
2	0.0	1.0	2.5	3.6	1.5	
3	0.4	0.0	0.5	2.2	0.6	
4	0.0	1.4	2.3	1.4	1.2	
N of Valid	566	483	436	276	1761	
N of Miss	37	26	31	10	104	

Table 68: Think of your four best friends (the friends you feel closest to). In the past year (12 months), how many of your best friends have: dropped out of school?






Response	6	8	10	12	Total	
0	94.4	95.2	93.4	88.4	93.4	
1	4.2	3.7	4.3	8.0	4.7	
2	0.5	0.6	0.9	3.3	1.1	
3	0.2	0.4	0.5	0.0	0.3	
4	0.7	0.0	0.9	0.4	0.5	
N of Valid	570	484	438	275	1767	
N of Miss	33	25	29	11	98	

Table 69: Think of your four best friends (the friends you feel closest to). In the past year (12 months), how many of your best friends have: been members of a gang?






Response	6	8	10	12	Total	
0	92.4	87.9	89.7	87.7	89.8	
1	3.7	5.8	4.1	3.3	4.3	
2	1.2	2.7	3.0	3.3	2.4	
3	0.4	0.8	0.5	2.5	0.9	
4	2.3	2.7	2.8	3.3	2.7	
N of Valid	568	479	436	276	1759	
N of Miss	35	30	31	10	106	

Table 70: How old were you when you first: smoked marijuana?










Response	6	8	10	12	Total	
Never	99.0	91.0	79.0	67.0	86.9	
10 or younger	0.5	0.6	1.8	0.4	0.8	
11	0.2	1.6	1.2	2.5	1.2	
12	0.3	1.4	2.5	4.0	1.7	
13	0.0	4.1	4.4	2.2	2.5	
14	0.0	1.0	4.6	2.5	1.8	
15	0.0	0.2	5.8	5.1	2.3	
16	0.0	0.0	0.7	8.7	1.5	
17 or older	0.0	0.0	0.0	7.6	1.2	
N of Valid	580	487	434	276	1777	
N of Miss	23	22	33	10	88	

Table 71: How old were you when you first: smoked a cigarette, even just a puff?










Response	6	8	10	12	Total	
Never	94.8	81.5	74.9	68.1	82.1	
10 or younger	3.1	5.4	5.6	8.0	5.1	
11	0.9	3.1	3.0	3.6	2.4	
12	1.0	3.5	3.5	2.5	2.6	
13	0.0	4.8	4.0	2.9	2.7	
14	0.0	1.5	4.9	3.6	2.2	
15	0.0	0.2	3.5	5.4	1.8	
16	0.2	0.0	0.7	3.3	0.7	
17 or older	0.0	0.0	0.0	2.5	0.4	
N of Valid	573	481	430	276	1760	
N of Miss	30	28	37	10	105	

Table 72: How old were you when you first: had more than a sip or two of beer, wine or hard liquor (for example, vodka, whiskey, or gin)?










Response	6	8	10	12	Total	
Never	84.8	63.0	52.4	43.8	64.5	
10 or younger	10.1	12.0	10.4	8.0	10.4	
11	3.8	4.5	3.0	1.1	3.4	
12	1.2	8.5	5.1	3.3	4.5	
13	0.0	9.5	5.8	5.1	4.8	
14	0.0	2.5	8.8	7.7	4.0	
15	0.0	0.0	11.1	8.8	4.1	
16	0.0	0.0	3.2	11.7	2.6	
17 or older	0.0	0.0	0.0	10.6	1.6	
N of Valid	574	484	431	274	1763	
N of Miss	29	25	36	12	102	

Table 73: How old were you when you first: began drinking alcoholic beverages regularly, that is, at least once or twice a month?










Response	6	8	10	12	Total	
Never	99.3	93.8	84.7	74.0	90.3	
10 or younger	0.3	0.8	0.9	0.7	0.7	
11	0.3	1.4	0.7	0.0	0.7	
12	0.0	0.8	0.9	0.4	0.5	
13	0.0	2.1	1.2	1.8	1.1	
14	0.0	1.0	5.6	2.2	2.0	
15	0.0	0.0	4.6	3.2	1.6	
16	0.0	0.0	1.4	9.4	1.8	
17 or older	0.0	0.0	0.0	8.3	1.3	
N of Valid	575	484	431	277	1767	
N of Miss	28	25	36	9	98	

Table 74: How old were you when you first: used Pegaramide (peg, Peggy)?


Response	6	8	10	12	Total	
Never	100.0	100.0	100.0	100.0	100.0	
10 or younger	0.0	0.0	0.0	0.0	0.0	
11	0.0	0.0	0.0	0.0	0.0	
12	0.0	0.0	0.0	0.0	0.0	
13	0.0	0.0	0.0	0.0	0.0	
14	0.0	0.0	0.0	0.0	0.0	
15	0.0	0.0	0.0	0.0	0.0	
16	0.0	0.0	0.0	0.0	0.0	
17 or older	0.0	0.0	0.0	0.0	0.0	
N of Valid	550	473	427	276	1726	
N of Miss	53	36	40	10	139	

Table 75: How old were you when you first: got suspended from school?










Response	6	8	10	12	Total	
Never	82.7	76.1	74.5	75.8	77.8	
10 or younger	10.3	9.1	5.8	4.3	7.9	
11	4.7	5.2	2.8	2.2	4.0	
12	2.1	2.9	3.2	1.4	2.5	
13	0.0	5.2	4.9	4.3	3.3	
14	0.0	1.2	3.7	4.3	1.9	
15	0.0	0.2	3.9	2.5	1.4	
16	0.0	0.0	1.2	2.5	0.7	
17 or older	0.2	0.0	0.0	2.5	0.5	
N of Valid	572	481	432	277	1762	
N of Miss	31	28	35	9	103	

Table 76: How old were you when you first: got arrested?










Response	6	8	10	12	Total	
Never	99.3	97.3	95.2	93.5	96.8	
10 or younger	0.2	0.4	0.0	0.4	0.2	
11	0.4	0.4	0.9	0.4	0.5	
12	0.2	0.8	0.7	0.0	0.5	
13	0.0	1.0	0.7	1.1	0.6	
14	0.0	0.0	0.9	0.7	0.3	
15	0.0	0.0	1.4	2.2	0.7	
16	0.0	0.0	0.2	1.4	0.3	
17 or older	0.0	0.0	0.0	0.4	0.1	
N of Valid	568	483	433	278	1762	
N of Miss	35	26	34	8	103	

Table 77: How old were you when you first: carried a handgun?










Response	6	8	10	12	Total	
Never	94.7	92.3	90.7	92.4	92.7	
10 or younger	2.3	1.9	2.3	1.8	2.1	
11	1.4	1.4	1.2	0.7	1.3	
12	1.4	1.7	0.2	1.5	1.2	
13	0.2	1.9	0.9	0.7	0.9	
14	0.0	0.6	1.9	0.4	0.7	
15	0.0	0.2	1.9	0.4	0.6	
16	0.0	0.0	0.9	1.5	0.5	
17 or older	0.0	0.0	0.0	0.7	0.1	
N of Valid	566	483	432	275	1756	
N of Miss	37	26	35	11	109	

Table 78: How old were you when you first: used e-cigarettes, e-cigars, or e-hookahs (vaping)?










Response	6	8	10	12	Total	
Never	96.0	76.4	70.0	64.4	79.3	
10 or younger	1.6	0.6	0.9	0.4	1.0	
11	1.8	2.5	0.5	0.4	1.4	
12	0.5	4.8	1.4	1.1	2.0	
13	0.2	12.3	4.8	2.5	5.0	
14	0.0	2.9	9.2	3.2	3.6	
15	0.0	0.4	10.2	7.2	3.7	
16	0.0	0.0	3.0	12.9	2.8	
17 or older	0.0	0.0	0.0	7.9	1.2	
N of Valid	571	479	433	278	1761	
N of Miss	32	30	34	8	104	

Table 79: How old were you when you first: belonged to a gang?










Response	6	8	10	12	Total	
Never	95.8	96.1	97.0	94.9	96.0	
10 or younger	1.1	0.2	0.5	2.2	0.9	
11	1.6	0.8	0.7	0.0	0.9	
12	1.6	0.0	0.2	0.4	0.6	
13	0.0	1.7	0.0	0.0	0.5	
14	0.0	1.0	0.9	0.4	0.6	
15	0.0	0.2	0.5	1.1	0.3	
16	0.0	0.0	0.2	0.7	0.2	
17 or older	0.0	0.0	0.0	0.4	0.1	
N of Valid	567	482	431	277	1757	
N of Miss	36	27	36	9	108	

Table 80: How old were you when you first: used prescription drugs not prescribed to you?










Response	6	8	10	12	Total	
Never	98.4	94.8	90.0	90.6	94.1	
10 or younger	1.4	1.5	1.4	0.4	1.3	
11	0.0	0.6	0.7	0.4	0.4	
12	0.2	0.8	1.4	0.7	0.7	
13	0.0	2.1	1.4	1.1	1.1	
14	0.0	0.2	1.9	0.7	0.6	
15	0.0	0.0	3.0	1.4	1.0	
16	0.0	0.0	0.2	1.1	0.2	
17 or older	0.0	0.0	0.0	3.6	0.6	
N of Valid	566	481	432	277	1756	
N of Miss	37	28	35	9	109	

Table 81: How wrong do you think it is for someone your age to: take a handgun to school?





Response	6	8	10	12	Total	
Very wrong	91.2	87.7	88.8	90.2	89.5	
Wrong	7.0	10.0	9.2	5.8	8.2	
A little bit wrong	1.5	1.8	1.6	3.3	1.9	
Not at all wrong	0.2	0.4	0.5	0.7	0.4	
N of Valid	582	488	436	276	1782	
N of Miss	21	21	31	10	83	

Table 82: How wrong do you think it is for someone your age to: steal anything?





Response	6	8	10	12	Total	
Very wrong	69.9	61.7	67.4	66.1	66.5	
Wrong	24.3	28.6	23.6	24.2	25.3	
A little bit wrong	4.3	9.1	8.5	9.0	7.4	
Not at all wrong	1.4	0.6	0.5	0.7	0.8	
N of Valid	575	483	433	277	1768	
N of Miss	28	26	34	9	97	

Table 83: How wrong do you think it is for someone your age to: pick a fight with someone?





Response	6	8	10	12	Total	
Very wrong	52.2	38.8	50.9	46.9	47.4	
Wrong	29.2	38.5	23.5	30.3	30.5	
A little bit wrong	14.9	19.8	21.2	17.7	18.2	
Not at all wrong	3.7	2.9	4.4	5.1	3.9	
N of Valid	571	480	434	277	1762	
N of Miss	32	29	33	9	103	

Table 84: How wrong do you think it is for someone your age to: attack someone with the idea of seriously hurting them?





Response	6	8	10	12	Total	
Very wrong	85.3	76.9	75.6	71.6	78.5	
Wrong	10.7	14.9	15.7	18.7	14.3	
A little bit wrong	2.6	5.8	7.8	8.6	5.7	
Not at all wrong	1.4	2.5	0.9	1.1	1.5	
N of Valid	578	484	434	278	1774	
N of Miss	25	25	33	8	91	

Table 85: How wrong do you think it is for someone your age to: stay away from school all day when their parents think they are at school?





Response	6	8	10	12	Total	
Very wrong	79.5	59.0	60.1	56.2	65.5	
Wrong	16.1	26.9	25.7	22.5	22.4	
A little bit wrong	3.3	12.5	11.7	18.5	10.3	
Not at all wrong	1.0	1.7	2.5	2.9	1.9	
N of Valid	572	480	436	276	1764	
N of Miss	31	29	31	10	101	

Table 86: How wrong do you think it is for someone your age to: drink beer, wine or hard liquor (for example, vodka, whiskey, or gin) regularly?





Response	6	8	10	12	Total	
Very wrong	87.7	65.5	54.7	43.5	66.6	
Wrong	7.8	22.2	20.5	20.5	16.8	
A little bit wrong	3.7	9.8	19.8	26.3	12.8	
Not at all wrong	0.9	2.5	5.1	9.7	3.7	
N of Valid	575	481	435	278	1769	
N of Miss	28	28	32	8	96	

Table 87: How wrong do you think it is for someone your age to: smoke cigarettes?





Response	6	8	10	12	Total	
Very wrong	89.9	77.0	69.3	59.6	76.6	
Wrong	7.8	15.9	18.5	21.3	14.8	
A little bit wrong	1.9	5.6	9.7	11.9	6.4	
Not at all wrong	0.3	1.4	2.5	7.2	2.3	
N of Valid	576	483	433	277	1769	
N of Miss	27	26	34	9	96	

Table 88: How wrong do you think it is for someone your age to: smoke marijuana?





Response	6	8	10	12	Total	
Very wrong	93.9	77.5	60.7	50.0	74.4	
Wrong	4.4	11.3	13.3	16.5	10.4	
A little bit wrong	1.6	7.2	15.9	17.6	9.1	
Not at all wrong	0.2	3.9	10.1	15.8	6.1	
N of Valid	573	485	435	278	1771	
N of Miss	30	24	32	8	94	

Table 89: How wrong do you think it is for someone your age to: use prescription drugs or non-prescription drugs for the purpose of getting high?





Response	6	8	10	12	Total	
Very wrong	93.9	88.4	84.6	78.1	87.6	
Wrong	5.1	8.7	11.7	14.7	9.2	
A little bit wrong	0.9	2.1	3.0	5.0	2.4	
Not at all wrong	0.2	0.8	0.7	2.2	0.8	
N of Valid	571	483	435	278	1767	
N of Miss	32	26	32	8	98	

Table 90: How wrong do you think it is for someone your age to: use synthetic marijuana (K2, spice) or bath salts?

Response	6	8	10	12	Total	
Very wrong	95.1	91.6	89.2	88.5	91.6	
Wrong	4.0	5.2	7.8	7.9	5.9	
A little bit wrong	0.5	2.1	2.5	2.5	1.8	
Not at all wrong	0.4	1.0	0.5	1.1	0.7	
N of Valid	570	477	434	278	1759	
N of Miss	33	32	33	8	106	

Table 91: How wrong do you think it is for someone your age to: use LSD, cocaine, amphetamines or another illegal drug?

Response	6	8	10	12	Total	
Very wrong	95.4	92.7	92.9	85.3	92.4	
Wrong	3.7	5.8	5.8	11.2	6.0	
A little bit wrong	0.5	0.4	1.2	2.5	1.0	
Not at all wrong	0.4	1.0	0.2	1.1	0.6	
N of Valid	566	480	434	278	1758	
N of Miss	37	29	33	8	107	

Table 92: How wrong do you think it is for someone your age to: use e-cigarettes, e-cigars or e-hookahs (vaping)?

Response	6	8	10	12	Total	
Very wrong	89.0	67.0	59.4	56.4	70.5	
Wrong	7.5	18.8	16.6	14.9	14.0	
A little bit wrong	2.8	9.6	16.4	17.1	10.3	
Not at all wrong	0.7	4.6	7.6	11.6	5.2	
N of Valid	563	479	433	275	1750	
N of Miss	40	30	34	11	115	

Table 93: At school during the past 12 months, did you receive help from the resource teacher, speech therapist or other special education teacher?

Response	6	8	10	12	Total
No	0.0	0.0	0.0	0.0	0.0
Yes	0.0	0.0	0.0	0.0	0.0
N of Valid	0	0	0	0	0
N of Miss	0	0	0	0	0

Table 94: How many times in the past year (12 months) have you: been suspended from school?

Response	6	8	10	12	Total
Never	85.1	87.3	84.1	88.4	86.0
1 to 2 times	10.9	9.4	13.1	9.1	10.7
3 to 5 times	2.3	1.2	1.8	1.8	1.8
6 to 9 times	0.2	0.6	0.2	0.4	0.3
10+ times	1.6	1.4	0.7	0.4	1.1
N of Valid	569	490	434	275	1768
N of Miss	34	19	33	11	97

Table 95: How many times in the past year (12 months) have you: carried a handgun?

Response	6	8	10	12	Total
Never	95.4	93.6	92.8	91.3	93.6
1 to 2 times	1.9	3.7	3.2	3.3	3.0
3 to 5 times	0.9	1.2	1.6	2.5	1.4
6 to 9 times	0.2	0.2	0.2	1.5	0.4
10+ times	1.6	1.2	2.1	1.5	1.6
N of Valid	566	482	433	275	1756
N of Miss	37	27	34	11	109

Table 96: How many times in the past year (12 months) have you: sold illegal drugs?






Response	6	8	10	12	Total	
Never	99.5	98.8	96.8	94.9	97.9	
1 to 2 times	0.2	1.2	1.2	3.3	1.2	
3 to 5 times	0.0	0.0	0.7	0.7	0.3	
6 to 9 times	0.2	0.0	0.2	0.4	0.2	
10+ times	0.2	0.0	1.2	0.7	0.5	
N of Valid	565	481	432	275	1753	
N of Miss	38	28	35	11	112	

Table 97: How many times in the past year (12 months) have you: stolen or tried to steal a motor vehicle such as a car or motorcycle?






Response	6	8	10	12	Total	
Never	99.1	98.8	97.7	98.9	98.6	
1 to 2 times	0.5	0.8	1.4	0.7	0.9	
3 to 5 times	0.4	0.0	0.5	0.4	0.3	
6 to 9 times	0.0	0.2	0.2	0.0	0.1	
10+ times	0.0	0.2	0.2	0.0	0.1	
N of Valid	566	480	433	276	1755	
N of Miss	37	29	34	10	110	

Table 98: How many times in the past year (12 months) have you: participated in clubs, organizations or activities at school?






Response	6	8	10	12	Total	
Never	42.0	32.4	35.3	35.9	36.7	
1 to 2 times	25.2	25.7	20.7	13.4	22.4	
3 to 5 times	13.3	17.2	15.0	14.9	15.0	
6 to 9 times	5.9	6.6	6.7	8.3	6.7	
10+ times	13.7	18.0	22.4	27.5	19.2	
N of Valid	564	482	434	276	1756	
N of Miss	39	27	33	10	109	

Table 99: How many times in the past year (12 months) have you: been arrested?






Response	6	8	10	12	Total	
Never	99.3	97.5	96.1	97.4	97.7	
1 to 2 times	0.5	2.1	3.0	2.2	1.8	
3 to 5 times	0.2	0.2	0.5	0.0	0.2	
6 to 9 times	0.0	0.0	0.5	0.0	0.1	
10+ times	0.0	0.2	0.0	0.4	0.1	
N of Valid	566	479	431	274	1750	
N of Miss	37	30	36	12	115	

Table 100: How many times in the past year (12 months) have you: attacked someone with the idea of seriously hurting them?






Response	6	8	10	12	Total	
Never	92.7	89.2	88.3	94.6	91.0	
1 to 2 times	6.0	7.3	7.9	3.6	6.5	
3 to 5 times	0.7	2.1	3.0	1.1	1.7	
6 to 9 times	0.0	1.0	0.5	0.4	0.5	
10+ times	0.5	0.4	0.2	0.4	0.4	
N of Valid	562	482	429	276	1749	
N of Miss	41	27	38	10	116	

Table 101: How many times in the past year (12 months) have you: been drunk or high at school?






Response	6	8	10	12	Total	
Never	99.3	94.2	90.6	88.8	94.1	
1 to 2 times	0.5	4.4	5.3	4.7	3.4	
3 to 5 times	0.0	0.8	1.2	2.9	1.0	
6 to 9 times	0.0	0.0	1.6	1.1	0.6	
10+ times	0.2	0.6	1.4	2.5	1.0	
N of Valid	564	480	434	276	1754	
N of Miss	39	29	33	10	111	

Table 102: How many times in the past year (12 months) have you: taken a handgun to school?






Response	6	8	10	12	Total	
Never	99.5	99.8	98.8	98.5	99.3	
1 to 2 times	0.2	0.0	0.9	0.7	0.4	
3 to 5 times	0.2	0.0	0.0	0.0	0.1	
6 to 9 times	0.2	0.0	0.2	0.4	0.2	
10+ times	0.0	0.2	0.0	0.4	0.1	
N of Valid	562	481	433	273	1749	
N of Miss	41	28	34	13	116	

Table 103: How many times in the past year (12 months) have you: used e-cigarettes, e-cigars, or e-hookahs (vaping)?






Response	6	8	10	12	Total	
Never	99.5	99.8	98.8	98.5	99.3	
1 to 2 times	0.2	0.0	0.9	0.7	0.4	
3 to 5 times	0.2	0.0	0.0	0.0	0.1	
6 to 9 times	0.2	0.0	0.2	0.4	0.2	
10+ times	0.0	0.2	0.0	0.4	0.1	
N of Valid	562	481	433	273	1749	
N of Miss	41	28	34	13	116	

Table 104: Are you currently on probation, or assigned a probation officer with Juvenile Court?



Response	6	8	10	12	Total	
No	97.2	97.1	95.1	98.6	96.9	
Yes	2.8	2.9	4.9	1.4	3.1	
N of Valid	461	414	371	219	1465	
N of Miss	142	95	96	67	400	

Table 105: Have you ever belonged to a gang?






Response	6	8	10	12	Total	
No	92.8	92.6	93.1	90.9	92.5	
No, but would like to	1.7	3.1	2.1	2.5	2.3	
Yes, in the past	2.6	2.3	2.1	3.3	2.5	
Yes, belong now	2.4	1.8	2.5	3.3	2.4	
Yes, but would like to get out	0.3	0.2	0.2	0.0	0.2	
N of Valid	572	488	434	276	1770	
N of Miss	31	21	33	10	95	

Table 106: If you have ever belonged to a gang, did that gang have a name?




Response	6	8	10	12	Total	
No	16.3	16.2	20.7	24.4	18.6	
Yes	4.9	3.9	4.4	6.6	4.8	
I have never belonged to a gang	78.8	79.9	74.9	69.0	76.6	
N of Valid	571	482	430	271	1754	
N of Miss	32	27	37	15	111	

Table 107: You are at a party at someone's house, and one of your friends offers you a drink containing alcohol. What would you say or do?





Response	6	8	10	12	Total	
Drink it	2.8	18.5	28.5	37.2	18.8	
Tell your friend, 'No thanks, I don't drink' and suggest that you and your friend go and do something else	45.7	37.5	31.1	24.8	36.6	
Just say, 'No thanks' and walk away	32.3	33.3	32.5	32.5	32.7	
Make up a good excuse, tell your friend you had something else to do, and leave	19.2	10.6	7.9	5.5	11.9	
N of Valid	569	480	428	274	1751	
N of Miss	34	29	39	12	114	

Table 108: How often do you attend religious services or activities?





Response	6	8	10	12	Total	
Never	24.4	15.4	15.5	14.9	18.2	
Rarely	21.1	17.1	21.5	30.2	21.5	
1-2 Times a Month	10.1	12.3	12.4	9.8	11.2	
About Once a Week or More	44.4	55.2	50.6	45.1	49.0	
N of Valid	545	480	427	275	1727	
N of Miss	58	29	40	11	138	

Table 109: I think sometimes it's okay to cheat at school.





Response	6	8	10	12	Total	
NO!	62.2	29.8	20.2	18.9	36.2	
no	28.3	38.2	37.9	27.6	33.3	
yes	8.5	26.4	30.7	42.5	24.2	
YES!	1.1	5.6	11.2	10.9	6.3	
N of Valid	566	484	430	275	1755	
N of Miss	37	25	37	11	110	

Table 110: It is important to think before you act.





Response	6	8	10	12	Total	
NO!	3.9	3.4	2.6	4.8	3.6	
no	1.8	2.7	1.6	2.6	2.1	
yes	28.7	38.2	36.4	36.6	34.5	
YES!	65.6	55.7	59.3	56.0	59.8	
N of Valid	558	476	428	273	1735	
N of Miss	45	33	39	13	130	

Table 111: Sometimes I think that life is not worth it.





Response	6	8	10	12	Total	
NO!	56.8	46.1	35.7	41.6	46.2	
no	21.3	22.1	26.2	23.7	23.1	
yes	15.6	21.7	23.9	23.4	20.6	
YES!	6.2	10.1	14.2	11.3	10.1	
N of Valid	544	475	431	274	1724	
N of Miss	59	34	36	12	141	

Table 112: At times I think I am no good at all.





Response	6	8	10	12	Total	
NO!	40.1	32.8	26.7	33.1	33.6	
no	20.0	20.3	22.0	23.9	21.2	
yes	29.7	30.4	34.0	26.8	30.5	
YES!	10.2	16.5	17.3	16.2	14.6	
N of Valid	549	473	427	272	1721	
N of Miss	54	36	40	14	144	

Table 113: All in all, I am inclined to think that I am a failure.





Response	6	8	10	12	Total	
NO!	54.1	43.6	36.1	43.8	45.1	
no	22.0	29.7	32.3	31.2	28.2	
yes	17.2	16.7	19.4	17.3	17.7	
YES!	6.7	10.0	12.2	7.7	9.1	
N of Valid	540	472	427	272	1711	
N of Miss	63	37	40	14	154	

Table 114: In the past year, have you felt depressed or sad MOST days, even if you felt okay sometimes?





Response	6	8	10	12	Total	
NO!	36.5	29.1	25.1	30.7	30.7	
no	20.8	22.9	22.3	21.5	21.9	
yes	25.5	26.6	27.2	27.4	26.5	
YES!	17.2	21.4	25.3	20.4	20.9	
N of Valid	553	477	430	274	1734	
N of Miss	50	32	37	12	131	

Table 115: It is all right to beat up people if they start the fight.





Response	6	8	10	12	Total	
NO!	43.0	23.9	19.1	27.0	29.3	
no	20.2	22.2	21.2	16.1	20.3	
yes	19.3	23.3	25.8	28.8	23.5	
YES!	17.5	30.6	34.0	28.1	26.9	
N of Valid	554	477	430	274	1735	
N of Miss	49	32	37	12	130	

Table 116: I think it is okay to take something without asking if you can get away with it.





Response	6	8	10	12	Total	
NO!	80.3	62.3	58.9	60.1	66.8	
no	17.0	33.3	33.9	31.0	27.9	
yes	1.6	3.8	4.6	7.0	3.8	
YES!	1.1	0.6	2.6	1.8	1.4	
N of Valid	552	477	431	271	1731	
N of Miss	51	32	36	15	134	

Table 117: Where do you get the most information about living a drug and alcohol free life? Parents/guardians





Response	6	8	10	12	Total	
All the time	63.2	55.4	55.7	45.4	56.4	
Most	13.2	19.7	20.6	21.6	18.2	
Some	9.9	13.2	13.6	18.3	13.1	
Very little	13.7	11.7	10.1	14.7	12.4	
N of Valid	546	478	427	273	1724	
N of Miss	57	31	40	13	141	

Table 118: Where do you get the most information about living a drug and alcohol free life? Friends





Response	6	8	10	12	Total	
All the time	24.6	12.4	13.4	11.5	16.3	
Most	17.7	17.6	21.0	13.3	17.8	
Some	19.6	26.5	30.3	30.7	26.0	
Very little	38.1	43.6	35.3	44.4	39.9	
N of Valid	525	461	419	270	1675	
N of Miss	78	48	48	16	190	

Table 119: Where do you get the most information about living a drug and alcohol free life? Family members





Response	6	8	10	12	Total	
All the time	55.1	45.3	40.8	33.3	45.4	
Most	16.7	21.9	24.3	21.5	20.8	
Some	13.7	17.4	21.2	24.1	18.3	
Very little	14.6	15.3	13.6	21.1	15.6	
N of Valid	534	470	419	270	1693	
N of Miss	69	39	48	16	172	

Table 120: Where do you get the most information about living a drug and alcohol free life? School





Response	6	8	10	12	Total	
All the time	63.8	58.9	50.4	43.0	55.8	
Most	13.7	21.9	20.5	20.7	18.8	
Some	10.3	13.0	16.9	21.5	14.5	
Very little	12.2	6.2	12.2	14.8	11.0	
N of Valid	533	470	425	270	1698	
N of Miss	70	39	42	16	167	

Table 121: Where do you get the most information about living a drug and alcohol free life? Internet





Response	6	8	10	12	Total	
All the time	25.2	21.4	20.0	20.3	22.0	
Most	14.9	16.4	16.4	15.5	15.8	
Some	23.7	27.0	32.5	32.5	28.3	
Very little	36.2	35.2	31.1	31.7	33.9	
N of Valid	511	463	421	271	1666	
N of Miss	92	46	46	15	199	

Table 122: Where do you get the most information about living a drug and alcohol free life? TV





Response	6	8	10	12	Total	
All the time	29.6	24.3	21.0	22.1	24.8	
Most	15.3	17.4	16.4	16.2	16.3	
Some	23.6	30.4	31.2	30.3	28.5	
Very little	31.5	27.8	31.4	31.4	30.5	
N of Valid	517	460	420	271	1668	
N of Miss	86	49	47	15	197	

Table 123: Where do you get the most information about living a drug and alcohol free life? Social media





Response	6	8	10	12	Total	
All the time	20.2	15.5	20.0	18.0	18.5	
Most	11.5	13.1	14.8	12.5	12.9	
Some	22.9	29.6	31.3	33.8	28.7	
Very little	45.4	41.8	33.9	35.7	39.9	
N of Valid	511	459	419	272	1661	
N of Miss	92	50	48	14	204	

Table 124: How much do you think people risk harming themselves (physically or in other ways) if they: smoked one or more packs of cigarettes per day?





Response	6	8	10	12	Total	
No risk	23.1	12.6	11.0	16.0	16.1	
Slight risk	8.1	6.3	8.7	7.8	7.7	
Moderate risk	13.9	20.6	21.1	17.2	18.1	
Great risk	54.9	60.5	59.2	59.0	58.2	
N of Valid	546	476	426	268	1716	
N of Miss	57	33	41	18	149	

Table 125: How much do you think people risk harming themselves (physically or in other ways) if they: try marijuana once or twice?





Response	6	8	10	12	Total	
No risk	23.6	19.7	29.5	40.3	26.6	
Slight risk	20.0	34.0	32.9	25.9	28.0	
Moderate risk	24.3	22.7	18.8	15.2	21.1	
Great risk	32.1	23.6	18.8	18.6	24.3	
N of Valid	530	471	420	263	1684	
N of Miss	73	38	47	23	181	

Table 126: How much do you think people risk harming themselves (physically or in other ways) if they: smoke marijuana once or twice a week?





Response	6	8	10	12	Total	
No risk	23.9	16.6	23.8	33.6	23.4	
Slight risk	9.7	16.8	21.5	20.9	16.4	
Moderate risk	21.9	27.3	28.3	25.4	25.5	
Great risk	44.5	39.4	26.4	20.1	34.7	
N of Valid	535	465	424	268	1692	
N of Miss	68	44	43	18	173	

Table 127: How much do you think people risk harming themselves (physically or in other ways) if they: take one or two drinks of an alcoholic beverage (beer, wine, liquor) nearly every day?





Response	6	8	10	12	Total	
No risk	23.2	16.1	16.7	22.0	19.4	
Slight risk	14.7	17.5	21.7	20.5	18.1	
Moderate risk	20.2	26.2	26.0	27.6	24.5	
Great risk	41.9	40.2	35.7	29.9	38.0	
N of Valid	539	473	420	268	1700	
N of Miss	64	36	47	18	165	

Table 128: How much do you think people risk harming themselves (physically or in other ways) if they: have five or more drinks of an alcoholic beverage once or twice a weekend?





Response	6	8	10	12	Total	
No risk	23.3	13.6	12.8	20.1	17.5	
Slight risk	7.5	11.4	14.9	19.0	12.3	
Moderate risk	19.9	27.3	27.7	22.0	24.2	
Great risk	49.3	47.7	44.5	38.8	46.0	
N of Valid	533	472	422	268	1695	
N of Miss	70	37	45	18	170	

Table 129: How much do you think people risk harming themselves (physically or in other ways) if they: use prescription drugs that are not prescribed to them?


Response	6	8	10	12	Total	
No risk	22.6	12.3	11.4	15.7	15.9	
Slight risk	5.8	5.7	7.1	9.0	6.6	
Moderate risk	12.5	17.6	20.0	20.6	17.1	
Great risk	59.1	64.3	61.4	54.7	60.4	
N of Valid	530	471	420	267	1688	
N of Miss	73	38	47	19	177	

Table 130: How much do you think people risk harming themselves (physically or in other ways) if they: use non-prescription drugs to get high?


Response	6	8	10	12	Total	
No risk	22.6	11.7	11.8	15.3	15.7	
Slight risk	4.7	5.3	3.8	6.3	4.9	
Moderate risk	12.8	14.0	17.7	21.3	15.7	
Great risk	59.9	68.9	66.7	57.1	63.7	
N of Valid	531	470	423	268	1692	
N of Miss	72	39	44	18	173	

Table 131: How much do you think people risk harming themselves (physically or in other ways) if they: use e-cigarettes, e-cigars, or e-hookahs?

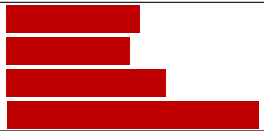
Response	6	8	10	12	Total	
No risk	24.2	15.1	17.1	21.3	19.4	
Slight risk	9.7	18.5	25.4	20.5	17.8	
Moderate risk	17.8	29.1	23.0	27.2	23.8	
Great risk	48.3	37.4	34.4	31.0	39.0	
N of Valid	528	471	421	268	1688	
N of Miss	75	38	46	18	177	

Table 132: Have you ever used smokeless tobacco (chew, snuff, plug, dipping tobacco, or chewing tobacco)?






Response	6	8	10	12	Total	
Never	95.5	90.5	85.7	83.1	89.8	
Once or Twice	3.8	7.2	8.2	9.4	6.7	
Once in a while but not regularly	0.2	1.1	3.9	2.3	1.6	
Regularly in the past	0.2	0.6	1.0	2.6	0.9	
Regularly now	0.4	0.6	1.2	2.6	1.0	
N of Valid	552	473	414	266	1705	
N of Miss	51	36	53	20	160	

Table 133: How often have you used smokeless tobacco during the past 30 days?







Response	6	8	10	12	Total	
Not at all	98.9	97.2	95.0	91.7	96.4	
Once or twice	0.5	1.1	3.4	3.4	1.8	
Once or twice per week	0.4	0.9	0.2	1.1	0.6	
Three to five times per week	0.0	0.2	0.0	0.8	0.2	
About once a day	0.0	0.4	1.0	0.8	0.5	
More than once a day	0.2	0.2	0.5	2.3	0.6	
N of Valid	549	469	416	266	1700	
N of Miss	54	40	51	20	165	

Table 134: Have you ever smoked cigarettes?






Response	6	8	10	12	Total	
Never	94.1	83.2	77.0	71.5	83.3	
Once or Twice	5.0	13.0	15.3	15.0	11.3	
Once in a while but not regularly	0.4	2.1	4.1	4.9	2.5	
Regularly in the past	0.6	1.5	2.2	6.7	2.2	
Regularly now	0.0	0.2	1.4	1.9	0.7	
N of Valid	545	470	417	267	1699	
N of Miss	58	39	50	19	166	

Table 135: How frequently have you smoked cigarettes during the past 30 days?


Response	6	8	10	12	Total	
Not at all	99.1	97.2	95.9	93.3	96.9	
Less than one cigarette per day	0.5	2.6	2.2	2.6	1.8	
One to five cigarettes per day	0.0	0.2	0.7	2.6	0.6	
About one-half pack per day	0.2	0.0	0.5	0.7	0.3	
About one pack per day	0.0	0.0	0.2	0.7	0.2	
About one and one-half packs per day	0.2	0.0	0.2	0.0	0.1	
Two packs or more per day	0.0	0.0	0.2	0.0	0.1	
N of Valid	549	468	416	267	1700	
N of Miss	54	41	51	19	165	

Table 136: Which statement best describes rules about smoking inside your home or your family cars?


Response	6	8	10	12	Total	
Smoking is not allowed anywhere inside your home or cars	68.0	61.1	64.7	67.7	65.2	
Smoking is allowed in some places and at some times or in some cars	6.5	10.3	10.8	10.2	9.2	
Smoking is allowed anywhere inside the home or cars	2.0	3.8	2.6	5.6	3.3	
There are no rules about smoking inside the home or cars	2.0	3.0	5.3	4.9	3.6	
I don't know	21.4	21.8	16.5	11.7	18.8	
N of Valid	537	468	417	266	1688	
N of Miss	66	41	50	20	177	

Table 137: Have you ever used e-cigarettes, e-cigars, or e-hookahs (vaping)?


Response	6	8	10	12	Total	
Never	91.9	72.2	65.5	62.1	75.3	
Once or Twice	6.2	15.2	13.6	10.6	11.2	
Once in a while but not regularly	1.1	6.8	8.8	9.8	5.9	
Regularly in the past	0.6	4.1	6.3	6.1	3.8	
Regularly now	0.2	1.7	5.8	11.4	3.7	
N of Valid	544	468	411	264	1687	
N of Miss	59	41	56	22	178	

Table 138: How frequently have you used e-cigarettes, e-cigars, or e-hookahs (vaping)?








Response	6	8	10	12	Total	
Not at all	97.8	87.3	81.5	73.9	87.1	
Less than 10 puffs per day	1.7	8.3	10.7	10.2	7.1	
10 to 50 puffs per day	0.4	2.6	3.7	8.7	3.1	
About one-half cartomiser per day	0.2	0.9	1.7	3.0	1.2	
About one cartomiser per day	0.0	0.4	1.2	3.8	1.0	
About one and one-half cartomisers per day	0.0	0.4	0.5	0.4	0.3	
Two cartomisers or more per day	0.0	0.0	0.7	0.0	0.2	
N of Valid	535	458	410	264	1667	
N of Miss	68	51	57	22	198	

Table 139: During this school year, were you taught in any of your classes about the dangers of tobacco use?






Response	6	8	10	12	Total	
Never	22.0	17.2	22.3	28.1	21.7	
Rarely	11.9	13.8	19.9	21.7	15.9	
Sometimes	20.7	26.0	22.5	24.3	23.2	
Often	23.3	23.8	22.0	16.0	22.0	
Almost always	22.0	19.2	13.3	9.9	17.2	
N of Valid	540	458	413	263	1674	
N of Miss	63	51	54	23	191	

Table 140: During the past 12 months, have you participated in any community activities to discourage people your age from using cigarettes, chewing tobacco, snuff, dip or cigars, e-cigarettes, e-cigars, or e-hookahs?






Response	6	8	10	12	Total	
Never	59.7	65.7	63.7	68.8	63.8	
Rarely	14.7	13.7	14.6	16.3	14.7	
Sometimes	13.0	10.8	12.2	8.0	11.4	
Often	6.7	5.3	5.8	3.8	5.6	
Almost always	5.9	4.4	3.6	3.0	4.5	
N of Valid	523	452	411	263	1649	
N of Miss	80	57	56	23	216	

Table 141: Think back over the last two weeks. How many times have you had five or more alcoholic drinks in a row?


Response	6	8	10	12	Total	
None	98.1	90.4	89.8	81.7	91.4	
Once	0.9	4.1	4.6	6.8	3.6	
Twice	0.4	3.0	3.2	5.7	2.6	
3-5 times	0.6	1.3	1.9	3.0	1.5	
6-9 times	0.0	0.7	0.5	0.8	0.4	
10 or more times	0.0	0.4	0.0	1.9	0.4	
N of Valid	537	460	412	263	1672	
N of Miss	66	49	55	23	193	

Table 142: During the past 30 days, how many times did you ride in a car or other vehicle driven by someone who had been drinking alcohol or using drugs to get high?


Response	6	8	10	12	Total	
0 times	88.6	85.3	80.0	83.5	84.8	
1 time	6.4	5.9	8.0	7.3	6.8	
2 or 3 times	2.6	4.4	7.8	5.4	4.8	
4 or 5 times	1.1	1.5	0.2	1.9	1.1	
6 or more times	1.3	2.9	3.9	1.9	2.5	
N of Valid	533	456	411	261	1661	
N of Miss	70	53	56	25	204	

Table 143: During the past 30 days, how many times did you drive a car or other vehicle when you had been drinking alcohol or using drugs to get high?


Response	6	8	10	12	Total	
I did not drive a car in the past 30 days	43.6	47.8	41.3	32.0	42.4	
0 times	53.4	48.9	55.7	61.4	54.0	
1 time	1.5	1.6	1.5	2.7	1.7	
2 or 3 times	0.8	1.6	1.2	1.5	1.2	
4 or 5 times	0.4	0.0	0.0	0.4	0.2	
6 or more times	0.4	0.2	0.2	1.9	0.5	
N of Valid	528	450	404	259	1641	
N of Miss	75	59	63	27	224	

Table 144: If you drank alcohol (not just a sip or taste) in the past year, where did you usually drink it?











Response	6	8	10	12	Total	
I did not drink alcohol in the past year	93.7	79.6	69.1	54.3	77.6	
At my home	2.7	9.4	13.0	16.0	9.2	
At someone else's home	2.3	8.1	13.0	20.3	9.4	
At an open area like a park, beach, field, back road, woods, or a street corner	0.6	1.5	2.7	6.2	2.2	
At a sporting event or concert	0.2	0.4	0.2	0.8	0.4	
At a restaurant, bar, or a nightclub	0.2	0.0	0.5	0.8	0.3	
At an empty building or a construction site	0.2	0.0	0.0	0.0	0.1	
At a hotel/motel	0.0	0.7	0.2	0.8	0.4	
An a car	0.0	0.2	1.0	0.4	0.4	
At school	0.2	0.0	0.2	0.4	0.2	
N of Valid	524	457	408	256	1645	
N of Miss	79	52	59	30	220	

Table 145: How do you feel about someone your age having one or two drinks of an alcoholic beverage nearly every day?





Response	6	8	10	12	Total	
Neither approve nor disapprove	23.7	30.7	34.6	40.2	30.9	
Somewhat disapprove	5.8	16.9	19.9	20.3	14.6	
Strongly disapprove	49.8	38.6	31.2	24.9	38.2	
Don't know or can't say	20.7	13.8	14.3	14.6	16.2	
N of Valid	532	456	413	261	1662	
N of Miss	71	53	54	25	203	

Table 146: On how many occasions have you had alcoholic beverages (beer, wine or hard liquor) to drink in your lifetime - more than just a few sips?






Response	6	8	10	12	Total	
0	91.0	73.8	62.3	51.5	73.0	
1-2	6.2	12.4	15.2	11.9	11.0	
3-5	2.2	6.9	8.2	11.9	6.5	
6-9	0.2	2.2	5.3	6.2	2.9	
10+	0.4	4.8	8.9	18.5	6.5	
N of Valid	534	461	414	260	1669	
N of Miss	69	48	53	26	196	

Table 147: On how many occasions have you drunk one of more drinks of an alcoholic beverage during the past 30 days?


Response	6	8	10	12	Total	
0	98.3	92.2	86.2	74.1	89.9	
1-2	1.5	5.7	8.5	14.7	6.4	
3-5	0.2	0.9	4.1	8.1	2.6	
6-9	0.0	0.7	1.2	0.8	0.6	
10+	0.0	0.7	0.0	2.3	0.5	
N of Valid	537	459	412	259	1667	
N of Miss	66	50	55	27	198	

Table 148: On how many occasions have you used marijuana (grass, pot) or hashish (hash, hash oil) in your lifetime?


Response	6	8	10	12	Total	
0	99.3	92.6	82.0	72.7	89.0	
1-2	0.7	3.7	8.7	8.1	4.7	
3-5	0.0	1.5	2.4	3.1	1.5	
6-9	0.0	0.0	0.5	2.7	0.5	
10+	0.0	2.2	6.3	13.5	4.3	
N of Valid	536	458	412	260	1666	
N of Miss	67	51	55	26	199	

Table 149: On how many occasions have you used marijuana (grass, pot) or hashish (hash, hash oil) during the past 30 days?


Response	6	8	10	12	Total	
0	99.6	98.0	93.2	84.7	95.2	
1-2	0.2	1.1	2.9	4.6	1.8	
3-5	0.0	0.2	1.2	2.3	0.7	
6-9	0.2	0.2	0.7	1.1	0.5	
10+	0.0	0.4	1.9	7.3	1.8	
N of Valid	529	455	411	261	1656	
N of Miss	74	54	56	25	209	

Table 150: On how many occasions have you used LSD or other psychedelics in your lifetime?


Response	6	8	10	12	Total	
0	99.8	99.8	98.3	98.1	99.2	
1-2	0.2	0.2	1.5	1.2	0.7	
3-5	0.0	0.0	0.0	0.0	0.0	
6-9	0.0	0.0	0.0	0.8	0.1	
10+	0.0	0.0	0.2	0.0	0.1	
N of Valid	532	455	412	260	1659	
N of Miss	71	54	55	26	206	

Table 151: On how many occasions have you used LSD or other psychedelics during the past 30 days?


Response	6	8	10	12	Total	
0	100.0	100.0	99.8	99.2	99.8	
1-2	0.0	0.0	0.0	0.4	0.1	
3-5	0.0	0.0	0.2	0.4	0.1	
6-9	0.0	0.0	0.0	0.0	0.0	
10+	0.0	0.0	0.0	0.0	0.0	
N of Valid	527	453	411	260	1651	
N of Miss	76	56	56	26	214	

Table 152: On how many occasions have you used cocaine or crack in your lifetime?


Response	6	8	10	12	Total	
0	99.6	99.3	99.5	98.5	99.3	
1-2	0.4	0.4	0.2	0.0	0.3	
3-5	0.0	0.2	0.0	1.5	0.3	
6-9	0.0	0.0	0.0	0.0	0.0	
10+	0.0	0.0	0.2	0.0	0.1	
N of Valid	528	460	409	261	1658	
N of Miss	75	49	58	25	207	

Table 153: On how many occasions have you used cocaine or crack during the past 30 days?

Response	6	8	10	12	Total	
0	100.0	99.8	99.8	99.6	99.8	
1-2	0.0	0.0	0.0	0.4	0.1	
3-5	0.0	0.2	0.0	0.0	0.1	
6-9	0.0	0.0	0.0	0.0	0.0	
10+	0.0	0.0	0.2	0.0	0.1	
N of Valid	524	453	412	260	1649	
N of Miss	79	56	55	26	216	

Table 154: On how many occasions have you sniffed glue, breathed the contents of an aerosol spray can, or inhaled other gases or sprays, in order to get high in your lifetime?

Response	6	8	10	12	Total	
0	96.0	90.1	95.1	97.7	94.4	
1-2	2.7	6.4	1.9	1.5	3.3	
3-5	0.8	1.8	1.7	0.4	1.2	
6-9	0.2	0.9	0.2	0.0	0.4	
10+	0.4	0.9	1.0	0.4	0.7	
N of Valid	527	454	411	260	1652	
N of Miss	76	55	56	26	213	

Table 155: On how many occasions have you sniffed glue, breathed the contents of an aerosol spray can, or inhaled other gases or sprays, in order to get high during the past 30 days?

Response	6	8	10	12	Total	
0	98.1	96.5	98.1	99.6	97.9	
1-2	1.3	2.4	1.5	0.4	1.5	
3-5	0.2	0.7	0.2	0.0	0.3	
6-9	0.4	0.2	0.0	0.0	0.2	
10+	0.0	0.2	0.2	0.0	0.1	
N of Valid	524	454	411	261	1650	
N of Miss	79	55	56	25	215	

Table 156: On how many occasions have you used Pegaramide (peg, Peggy, etc.) in your lifetime?

Response	6	8	10	12	Total	
0	100.0	100.0	100.0	100.0	100.0	
1-2	0.0	0.0	0.0	0.0	0.0	
3-5	0.0	0.0	0.0	0.0	0.0	
6-9	0.0	0.0	0.0	0.0	0.0	
10+	0.0	0.0	0.0	0.0	0.0	
N of Valid	526	453	409	260	1648	
N of Miss	77	56	58	26	217	

Table 157: On how many occasions have you used Pegaramide (peg, Peggy, etc.) during the past 30 days?

Response	6	8	10	12	Total	
0	100.0	100.0	100.0	100.0	100.0	
1-2	0.0	0.0	0.0	0.0	0.0	
3-5	0.0	0.0	0.0	0.0	0.0	
6-9	0.0	0.0	0.0	0.0	0.0	
10+	0.0	0.0	0.0	0.0	0.0	
N of Valid	524	451	410	260	1645	
N of Miss	79	58	57	26	220	

Table 158: On how many occasions have you used synthetic marijuana (K2, spice) in your lifetime?

Response	6	8	10	12	Total	
0	100.0	99.1	97.8	98.1	98.9	
1-2	0.0	0.9	0.7	1.2	0.6	
3-5	0.0	0.0	0.7	0.8	0.3	
6-9	0.0	0.0	0.2	0.0	0.1	
10+	0.0	0.0	0.5	0.0	0.1	
N of Valid	524	448	408	257	1637	
N of Miss	79	61	59	29	228	

Table 159: On how many occasions have you used synthetic marijuana (K2, spice) during the past 30 days?





Response	6	8	10	12	Total	
0	100.0	99.8	99.0	100.0	99.7	
1-2	0.0	0.2	0.5	0.0	0.2	
3-5	0.0	0.0	0.2	0.0	0.1	
6-9	0.0	0.0	0.0	0.0	0.0	
10+	0.0	0.0	0.2	0.0	0.1	
N of Valid	522	450	408	260	1640	
N of Miss	81	59	59	26	225	

Table 160: On how many occasions have you used methamphetamines (meth, speed, crank, crystal meth) in your lifetime?




Response	6	8	10	12	Total	
0	100.0	99.8	99.3	99.2	99.6	
1-2	0.0	0.0	0.5	0.4	0.2	
3-5	0.0	0.2	0.2	0.4	0.2	
6-9	0.0	0.0	0.0	0.0	0.0	
10+	0.0	0.0	0.0	0.0	0.0	
N of Valid	524	454	411	260	1649	
N of Miss	79	55	56	26	216	

Table 161: On how many occasions have you used methamphetamines (meth, speed, crank, crystal meth) in the past 30 days?



Response	6	8	10	12	Total	
0	100.0	100.0	99.8	100.0	99.9	
1-2	0.0	0.0	0.0	0.0	0.0	
3-5	0.0	0.0	0.0	0.0	0.0	
6-9	0.0	0.0	0.0	0.0	0.0	
10+	0.0	0.0	0.2	0.0	0.1	
N of Valid	520	447	410	260	1637	
N of Miss	83	62	57	26	228	

Table 162: On how many occasions have you used other chemical products (bath salts, plant food, etc.) in your lifetime?






Response	6	8	10	12	Total	
0	96.9	97.3	98.1	100.0	97.8	
1-2	1.7	2.0	1.2	0.0	1.4	
3-5	0.2	0.2	0.0	0.0	0.1	
6-9	0.6	0.0	0.0	0.0	0.2	
10+	0.6	0.4	0.7	0.0	0.5	
N of Valid	522	448	411	258	1639	
N of Miss	81	61	56	28	226	

Table 163: On how many occasions have you used other chemical products (bath salts, plant food, etc.) during the past 30 days?






Response	6	8	10	12	Total	
0	98.7	98.9	99.5	99.2	99.0	
1-2	0.6	1.1	0.0	0.4	0.5	
3-5	0.2	0.0	0.0	0.0	0.1	
6-9	0.0	0.0	0.0	0.4	0.1	
10+	0.6	0.0	0.5	0.0	0.3	
N of Valid	521	447	411	260	1639	
N of Miss	82	62	56	26	226	

Table 164: On how many occasions have you used heroin or other opiates in your lifetime?




Response	6	8	10	12	Total	
0	100.0	99.6	99.8	98.8	99.6	
1-2	0.0	0.4	0.0	0.8	0.2	
3-5	0.0	0.0	0.2	0.4	0.1	
6-9	0.0	0.0	0.0	0.0	0.0	
10+	0.0	0.0	0.0	0.0	0.0	
N of Valid	519	449	411	260	1639	
N of Miss	84	60	56	26	226	

Table 165: On how many occasions have you used heroin or other opiates during the past 30 days?



Response	6	8	10	12	Total	
0	100.0	100.0	99.8	100.0	99.9	
1-2	0.0	0.0	0.2	0.0	0.1	
3-5	0.0	0.0	0.0	0.0	0.0	
6-9	0.0	0.0	0.0	0.0	0.0	
10+	0.0	0.0	0.0	0.0	0.0	
N of Valid	512	444	412	259	1627	
N of Miss	91	65	55	27	238	

Table 166: On how many occasions have you used MDMA ('X', 'E', or ecstasy) in your lifetime?




Response	6	8	10	12	Total	
0	100.0	100.0	99.3	99.2	99.7	
1-2	0.0	0.0	0.5	0.4	0.2	
3-5	0.0	0.0	0.0	0.0	0.0	
6-9	0.0	0.0	0.2	0.4	0.1	
10+	0.0	0.0	0.0	0.0	0.0	
N of Valid	513	449	411	259	1632	
N of Miss	90	60	56	27	233	

Table 167: On how many occasions have you used MDMA ('X', 'E', or ecstasy) during the past 30 days?



Response	6	8	10	12	Total	
0	99.8	100.0	99.5	100.0	99.8	
1-2	0.2	0.0	0.5	0.0	0.2	
3-5	0.0	0.0	0.0	0.0	0.0	
6-9	0.0	0.0	0.0	0.0	0.0	
10+	0.0	0.0	0.0	0.0	0.0	
N of Valid	513	443	406	258	1620	
N of Miss	90	66	61	28	245	

Table 168: On how many occasions have you taken prescription drugs (such as Valium, Xanax, Ritalin, Adderall, OxyContin, Tramadol, or sleeping pills) not prescribed to you in your lifetime?






Response	6	8	10	12	Total	
0	97.5	93.3	93.9	92.3	94.6	
1-2	1.5	2.2	2.4	2.7	2.1	
3-5	0.2	2.0	2.2	1.2	1.3	
6-9	0.4	1.1	0.7	0.8	0.7	
10+	0.4	1.3	0.7	3.1	1.2	
N of Valid	517	448	412	260	1637	
N of Miss	86	61	55	26	228	

Table 169: On how many occasions have you taken prescription drugs (such as Valium, Xanax, Ritalin, Adderall, OxyContin, Tramadol, or sleeping pills) not prescribed to you during the past 30 days?






Response	6	8	10	12	Total	
0	98.8	97.1	98.3	96.9	97.9	
1-2	0.4	2.0	1.0	1.2	1.1	
3-5	0.4	0.2	0.2	1.6	0.5	
6-9	0.0	0.2	0.5	0.4	0.2	
10+	0.4	0.4	0.0	0.0	0.2	
N of Valid	519	446	411	258	1634	
N of Miss	84	63	56	28	231	

Table 170: On how many occasions have you taken non-prescription medicines such as diet pills (for example, Dietac, Dexatrim or Prolamine), stay-awake pills (for example No-Doz, Vivarin, or Wake), or cough or cold medicines (robos, DXM, etc.) to get high in your lifetime?






Response	6	8	10	12	Total	
0	98.8	97.1	96.8	97.3	97.6	
1-2	0.4	1.3	1.0	0.8	0.9	
3-5	0.2	0.2	1.0	0.0	0.4	
6-9	0.4	0.7	0.7	0.0	0.5	
10+	0.2	0.7	0.5	1.9	0.7	
N of Valid	520	447	408	260	1635	
N of Miss	83	62	59	26	230	

Table 171: On how many occasions have you taken non-prescription medicines such as diet pills (for example, Dietac, Dexatrim or Prolamine), stay-awake pills (for example No-Doz, Vivarin, or Wake), or cough or cold medicines (robos, DXM, etc.) to get high during the past 30 days?





Response	6	8	10	12	Total	
0	99.4	98.4	98.5	98.8	98.8	
1-2	0.4	1.3	0.5	0.8	0.7	
3-5	0.2	0.2	0.5	0.4	0.3	
6-9	0.0	0.0	0.5	0.0	0.1	
10+	0.0	0.0	0.0	0.0	0.0	
N of Valid	517	448	409	260	1634	
N of Miss	86	61	58	26	231	

Table 172: On how many occasions have you been drunk or very high from drinking alcoholic beverages during the past 30 days?






Response	6	8	10	12	Total	
0	99.8	96.0	92.2	88.3	95.0	
1-2	0.2	3.1	5.4	6.6	3.3	
3-5	0.0	0.7	1.7	3.1	1.1	
6-9	0.0	0.2	0.5	0.8	0.3	
10+	0.0	0.0	0.2	1.2	0.2	
N of Valid	519	450	408	257	1634	
N of Miss	84	59	59	29	231	

Table 173: On how many occasions have you drunk flavored alcoholic beverages, sometimes called 'alcopops' (like Mike's Hard Lemonade, Smirnoff Ice, Bacardi Breezers, etc.) in your lifetime?






Response	6	8	10	12	Total	
0	95.7	84.6	80.2	69.4	84.6	
1-2	3.5	8.3	7.6	9.3	6.7	
3-5	0.8	4.5	3.7	8.1	3.7	
6-9	0.0	1.1	3.4	4.3	1.8	
10+	0.0	1.6	5.1	8.9	3.1	
N of Valid	515	447	410	258	1630	
N of Miss	88	62	57	28	235	

Table 174: On how many occasions have you drunk flavored alcoholic beverages, sometimes called 'alcopops' (like Mike's Hard Lemonade, Smirnoff Ice, Bacardi Breezers, etc.) during the past 30 days?






Response	6	8	10	12	Total	
0	99.4	94.6	91.7	85.7	94.0	
1-2	0.4	4.3	4.9	8.9	3.9	
3-5	0.2	1.1	2.2	3.5	1.5	
6-9	0.0	0.0	0.7	0.4	0.2	
10+	0.0	0.0	0.5	1.5	0.4	
N of Valid	512	443	411	259	1625	
N of Miss	91	66	56	27	240	

Table 175: If you smoked cigarettes (not just a puff or drag) in the past year, how did you usually get them?












Response	6	8	10	12	Total	
I did not smoke cigarettes in the past year	94.8	90.0	88.2	81.4	89.7	
I bought them myself with a fake ID	0.0	0.0	0.0	1.2	0.2	
I bought them myself without a fake ID	0.0	0.0	0.0	3.2	0.5	
I got them from someone I know age 18 or older	0.2	2.5	4.0	7.5	2.9	
I got them from someone I know under age 18	0.8	0.2	1.8	1.6	1.0	
I got them from my brother or sister	0.0	0.7	0.5	0.0	0.3	
I got them from home with my parents' permission	0.0	0.2	1.0	0.0	0.3	
I got them from home without my parents' permission	0.6	2.0	1.0	0.8	1.1	
I got them from another relative	0.2	1.6	0.5	0.0	0.6	
A stranger bought them for me	0.2	0.2	0.0	0.4	0.2	
I took them from a store or shop	0.0	0.0	0.0	0.0	0.0	
Other	3.2	2.5	3.0	4.0	3.1	
N of Valid	502	440	400	253	1595	
N of Miss	101	69	67	33	270	

Table 176: If you used e-cigarettes, e-cigars, or e-hookahs (not just a puff or drag) in the past year, how did you usually get them? - I did not use e-cigarettes, e-cigars, or e-hookahs in the past year

Response	6	8	10	12	Total	
No	3.3	19.3	24.0	27.5	16.8	
Yes	96.7	80.7	76.0	72.5	83.2	
N of Valid	490	441	400	255	1586	
N of Miss	0	0	0	0	0	

Table 177: If you used e-cigarettes, e-cigars, or e-hookahs (not just a puff or drag) in the past year, how did you usually get them? - I bought them in a store such as a convenience store, supermarket, discount store, or gas station

Response	6	8	10	12	Total	
No	99.6	99.8	99.0	92.5	98.4	
Yes	0.4	0.2	1.0	7.5	1.6	
N of Valid	490	441	400	255	1586	
N of Miss	0	0	0	0	0	

Table 178: If you used e-cigarettes, e-cigars, or e-hookahs (not just a puff or drag) in the past year, how did you usually get them? - I got them on the Internet

Response	6	8	10	12	Total	
No	99.6	99.8	98.8	99.6	99.4	
Yes	0.4	0.2	1.2	0.4	0.6	
N of Valid	490	441	400	255	1586	
N of Miss	0	0	0	0	0	

Table 179: If you used e-cigarettes, e-cigars, or e-hookahs (not just a puff or drag) in the past year, how did you usually get them? - I got them at a store that sells electronic cigarettes, such as a "vape shop"

Response	6	8	10	12	Total	
No	99.2	98.9	98.5	97.6	98.7	
Yes	0.8	1.1	1.5	2.4	1.3	
N of Valid	490	441	400	255	1586	
N of Miss	0	0	0	0	0	

Table 180: If you used e-cigarettes, e-cigars, or e-hookahs (not just a puff or drag) in the past year, how did you usually get them? - I got them from a family member



Response	6	8	10	12	Total	
No	98.8	94.1	96.5	98.8	96.9	
Yes	1.2	5.9	3.5	1.2	3.1	
N of Valid	490	441	400	255	1586	
N of Miss	0	0	0	0	0	

Table 181: If you used e-cigarettes, e-cigars, or e-hookahs (not just a puff or drag) in the past year, how did you usually get them? - I got them from a friend



Response	6	8	10	12	Total	
No	97.3	88.7	84.2	85.9	89.8	
Yes	2.7	11.3	15.8	14.1	10.2	
N of Valid	490	441	400	255	1586	
N of Miss	0	0	0	0	0	

Table 182: If you used e-cigarettes, e-cigars, or e-hookahs (not just a puff or drag) in the past year, how did you usually get them? - A stranger got them for me



Response	6	8	10	12	Total	
No	99.2	100.0	99.2	98.4	99.3	
Yes	0.8	0.0	0.8	1.6	0.7	
N of Valid	490	441	400	255	1586	
N of Miss	0	0	0	0	0	

Table 183: If you used e-cigarettes, e-cigars, or e-hookahs (not just a puff or drag) in the past year, how did you usually get them? - I took them from a store or shop



Response	6	8	10	12	Total	
No	99.6	99.5	99.5	100.0	99.6	
Yes	0.4	0.5	0.5	0.0	0.4	
N of Valid	490	441	400	255	1586	
N of Miss	0	0	0	0	0	

Table 184: If you used e-cigarettes, e-cigars, or e-hookahs (not just a puff or drag) in the past year, how did you usually get them? - I got them some other way



Response	6	8	10	12	Total	
No	99.4	98.2	96.5	98.8	98.2	
Yes	0.6	1.8	3.5	1.2	1.8	
N of Valid	490	441	400	255	1586	
N of Miss	0	0	0	0	0	

Table 185: If you used marijuana (grass, pot) (not just a puff or drag) in the past year, how did you usually get it? - I did not use marijuana (grass, pot) in the past year



Response	6	8	10	12	Total	
No	2.7	8.5	15.3	25.3	11.1	
Yes	97.3	91.5	84.7	74.7	88.9	
N of Valid	488	436	398	253	1575	
N of Miss	0	0	0	0	0	

Table 186: If you used marijuana (grass, pot) (not just a puff or drag) in the past year, how did you usually get it? - I bought it myself



Response	6	8	10	12	Total	
No	99.8	99.1	93.2	88.5	96.1	
Yes	0.2	0.9	6.8	11.5	3.9	
N of Valid	488	436	398	253	1575	
N of Miss	0	0	0	0	0	

Table 187: If you used marijuana (grass, pot) (not just a puff or drag) in the past year, how did you usually get it? - I got it from someone at school



Response	6	8	10	12	Total	
No	99.6	99.3	98.7	97.6	99.0	
Yes	0.4	0.7	1.3	2.4	1.0	
N of Valid	488	436	398	253	1575	
N of Miss	0	0	0	0	0	

Table 188: If you used marijuana (grass, pot) (not just a puff or drag) in the past year, how did you usually get it? - I got it from someone with a medical marijuana card



Response	6	8	10	12	Total	
No	99.8	99.1	99.5	99.6	99.5	
Yes	0.2	0.9	0.5	0.4	0.5	
N of Valid	488	436	398	253	1575	
N of Miss	0	0	0	0	0	

Table 189: If you used marijuana (grass, pot) (not just a puff or drag) in the past year, how did you usually get it? - I got it from my brother or sister



Response	6	8	10	12	Total	
No	100.0	98.6	98.5	99.2	99.1	
Yes	0.0	1.4	1.5	0.8	0.9	
N of Valid	488	436	398	253	1575	
N of Miss	0	0	0	0	0	

Table 190: If you used marijuana (grass, pot) (not just a puff or drag) in the past year, how did you usually get it? - I got it from another relative



Response	6	8	10	12	Total	
No	99.4	97.5	96.2	98.0	97.8	
Yes	0.6	2.5	3.8	2.0	2.2	
N of Valid	488	436	398	253	1575	
N of Miss	0	0	0	0	0	

Table 191: If you used marijuana (grass, pot) (not just a puff or drag) in the past year, how did you usually get it? - Other



Response	6	8	10	12	Total	
No	98.4	97.0	94.7	88.9	95.6	
Yes	1.6	3.0	5.3	11.1	4.4	
N of Valid	488	436	398	253	1575	
N of Miss	0	0	0	0	0	

Table 192: If you drank alcohol (not just a sip or taste) in the past year, how did you usually get it?












Response	6	8	10	12	Total	
I did not drink alcohol in the past year	95.3	81.3	71.4	55.9	79.0	
I bought it myself with a fake ID	0.4	0.0	0.5	1.6	0.5	
I bought it myself without a fake ID	0.0	0.0	0.0	1.6	0.3	
I got it from someone I know age 21 or older	0.2	4.8	7.8	18.9	6.4	
I got it from someone I know under age 21	0.0	0.7	1.5	7.9	1.8	
I got it from my brother or sister	0.0	1.6	2.0	0.8	1.1	
I got it from home with my parents' permission	0.6	3.4	5.0	4.7	3.2	
I got it from home without my parents' permission	0.8	2.5	2.5	0.4	1.6	
I got it from another relative	0.4	3.2	3.5	3.1	2.4	
A stranger bought it for me	0.0	0.0	0.0	0.0	0.0	
I took it from a store or shop	0.0	0.0	0.3	0.0	0.1	
Other	2.3	2.5	5.5	5.1	3.6	
N of Valid	486	438	399	254	1577	
N of Miss	117	71	68	32	288	

Table 193: If you used prescription drugs or over the counter drugs without a doctor telling you to use it or for the purpose of getting high, where did you get these drugs? - Did not use



Response	6	8	10	12	Total	
No	1.3	4.1	4.5	6.7	3.8	
Yes	98.7	95.9	95.5	93.3	96.2	
N of Valid	478	434	398	254	1564	
N of Miss	0	0	0	0	0	

Table 194: If you used prescription drugs or over the counter drugs without a doctor telling you to use it or for the purpose of getting high, where did you get these drugs? -
Bought or took from store or shop



Response	6	8	10	12	Total	
No	99.6	99.3	98.7	99.2	99.2	
Yes	0.4	0.7	1.3	0.8	0.8	
N of Valid	478	434	398	254	1564	
N of Miss	0	0	0	0	0	

Table 195: If you used prescription drugs or over the counter drugs without a doctor telling you to use it or for the purpose of getting high, where did you get these drugs? -
Got from parents with permission



Response	6	8	10	12	Total	
No	99.8	99.5	99.2	99.2	99.5	
Yes	0.2	0.5	0.8	0.8	0.5	
N of Valid	478	434	398	254	1564	
N of Miss	0	0	0	0	0	

Table 196: If you used prescription drugs or over the counter drugs without a doctor telling you to use it or for the purpose of getting high, where did you get these drugs? -
Got from home without permission



Response	6	8	10	12	Total	
No	99.8	98.4	99.2	99.2	99.2	
Yes	0.2	1.6	0.8	0.8	0.8	
N of Valid	478	434	398	254	1564	
N of Miss	0	0	0	0	0	

Table 197: If you used prescription drugs or over the counter drugs without a doctor telling you to use it or for the purpose of getting high, where did you get these drugs? -
Got from relative with permission



Response	6	8	10	12	Total	
No	100.0	99.8	99.7	99.2	99.7	
Yes	0.0	0.2	0.3	0.8	0.3	
N of Valid	478	434	398	254	1564	
N of Miss	0	0	0	0	0	

Table 198: If you used prescription drugs or over the counter drugs without a doctor telling you to use it or for the purpose of getting high, where did you get these drugs? -
Got from relative without permission



Response	6	8	10	12	Total	
No	99.2	99.8	99.2	99.6	99.4	
Yes	0.8	0.2	0.8	0.4	0.6	
N of Valid	478	434	398	254	1564	
N of Miss	0	0	0	0	0	

Table 199: If you used prescription drugs or over the counter drugs without a doctor telling you to use it or for the purpose of getting high, where did you get these drugs? -
Got from friend's home with permission



Response	6	8	10	12	Total	
No	100.0	99.8	99.7	99.6	99.8	
Yes	0.0	0.2	0.3	0.4	0.2	
N of Valid	478	434	398	254	1564	
N of Miss	0	0	0	0	0	

Table 200: If you used prescription drugs or over the counter drugs without a doctor telling you to use it or for the purpose of getting high, where did you get these drugs? -
Got from friend's home without permission



Response	6	8	10	12	Total	
No	99.8	99.8	99.7	100.0	99.8	
Yes	0.2	0.2	0.3	0.0	0.2	
N of Valid	478	434	398	254	1564	
N of Miss	0	0	0	0	0	

Table 201: If you used prescription drugs or over the counter drugs without a doctor telling you to use it or for the purpose of getting high, where did you get these drugs? -
Got from friend at school



Response	6	8	10	12	Total	
No	99.8	100.0	99.5	99.6	99.7	
Yes	0.2	0.0	0.5	0.4	0.3	
N of Valid	478	434	398	254	1564	
N of Miss	0	0	0	0	0	

Table 202: If you used prescription drugs or over the counter drugs without a doctor telling you to use it or for the purpose of getting high, where did you get these drugs? -
Got from friend at party



Response	6	8	10	12	Total	
No	99.8	100.0	99.2	99.6	99.7	
Yes	0.2	0.0	0.8	0.4	0.3	
N of Valid	478	434	398	254	1564	
N of Miss	0	0	0	0	0	

Table 203: If you used prescription drugs or over the counter drugs without a doctor telling you to use it or for the purpose of getting high, where did you get these drugs? -
Got from friend, elsewhere



Response	6	8	10	12	Total	
No	99.8	99.5	99.2	97.6	99.2	
Yes	0.2	0.5	0.8	2.4	0.8	
N of Valid	478	434	398	254	1564	
N of Miss	0	0	0	0	0	

Table 204: If you used prescription drugs or over the counter drugs without a doctor telling you to use it or for the purpose of getting high, where did you get these drugs? -
Got from internet sale



Response	6	8	10	12	Total	
No	100.0	99.5	99.7	99.6	99.7	
Yes	0.0	0.5	0.3	0.4	0.3	
N of Valid	478	434	398	254	1564	
N of Miss	0	0	0	0	0	

Table 205: During the last month, about how many marijuana cigarettes, or the equivalent, did you smoke a day, on the average?


Response	6	8	10	12	Total	
None	99.0	97.2	91.5	88.8	95.0	
Less than 1 a day	0.8	0.9	3.0	3.2	1.8	
1 a day	0.0	0.7	1.8	2.4	1.0	
2-3 a day	0.2	0.9	2.0	3.6	1.4	
4-6 a day	0.0	0.0	0.3	2.0	0.4	
7-10 a day	0.0	0.0	0.5	0.0	0.1	
11 or more a day	0.0	0.2	1.0	0.0	0.3	
N of Valid	502	436	399	251	1588	
N of Miss	101	73	68	35	277	

Table 206: How wrong do your friends feel it would be for YOU to: have one or two drinks of an alcoholic beverage nearly every day?


Response	6	8	10	12	Total	
Very wrong	79.1	55.4	48.5	40.1	58.6	
Wrong	13.5	26.7	22.1	27.4	21.5	
A little bit wrong	5.4	12.1	17.2	17.9	12.2	
Not at all wrong	2.0	5.9	12.2	14.7	7.7	
N of Valid	497	439	402	252	1590	
N of Miss	106	70	65	34	275	

Table 207: How wrong do your friends feel it would be for YOU to: smoke tobacco?


Response	6	8	10	12	Total	
Very wrong	84.5	67.0	61.8	48.6	68.1	
Wrong	10.2	17.8	20.0	25.1	17.2	
A little bit wrong	3.7	10.0	8.5	13.5	8.2	
Not at all wrong	1.6	5.2	9.8	12.7	6.5	
N of Valid	489	439	400	251	1579	
N of Miss	114	70	67	35	286	

Table 208: How wrong do your friends feel it would be for YOU to: smoke marijuana?





Response	6	8	10	12	Total	
Very wrong	88.1	67.9	54.0	45.6	67.1	
Wrong	7.6	13.4	16.3	18.0	13.1	
A little bit wrong	2.5	10.9	11.3	13.2	8.8	
Not at all wrong	1.9	7.7	18.3	23.2	11.1	
N of Valid	486	439	398	250	1573	
N of Miss	117	70	69	36	292	

Table 209: How wrong do your friends feel it would be for YOU to: use prescription drugs not prescribed to you?





Response	6	8	10	12	Total	
Very wrong	86.4	75.5	75.2	72.0	78.2	
Wrong	9.4	15.8	16.0	16.4	14.0	
A little bit wrong	2.1	6.0	4.0	7.6	4.5	
Not at all wrong	2.1	2.8	4.8	4.0	3.2	
N of Valid	487	436	399	250	1572	
N of Miss	116	73	68	36	293	

Table 210: How wrong would most adults (over 21) in your neighborhood think it is for kids your age: to use marijuana?





Response	6	8	10	12	Total	
Very wrong	88.9	80.6	72.1	62.6	78.2	
Wrong	7.5	13.5	14.1	19.9	12.7	
A little bit wrong	2.8	4.3	7.3	9.8	5.5	
Not at all wrong	0.8	1.6	6.5	7.7	3.6	
N of Valid	495	438	398	246	1577	
N of Miss	108	71	69	40	288	

Table 211: How wrong would most adults (over 21) in your neighborhood think it is for kids your age: to drink alcohol?





Response	6	8	10	12	Total	
Very wrong	83.5	69.9	63.9	55.3	70.3	
Wrong	11.9	18.9	18.7	23.2	17.4	
A little bit wrong	3.5	7.8	11.1	15.0	8.4	
Not at all wrong	1.0	3.4	6.3	6.5	3.9	
N of Valid	486	438	396	246	1566	
N of Miss	117	71	71	40	299	

Table 212: How wrong would most adults (over 21) in your neighborhood think it is for kids your age: to smoke cigarettes?





Response	6	8	10	12	Total	
Very wrong	84.9	76.7	72.4	64.9	76.3	
Wrong	10.8	15.3	15.3	18.4	14.4	
A little bit wrong	3.3	5.0	6.9	9.8	5.7	
Not at all wrong	1.0	3.0	5.4	6.9	3.6	
N of Valid	483	437	392	245	1557	
N of Miss	120	72	75	41	308	

Table 213: How much do each of the following statements describe your neighborhood? crime and/or drug selling





Response	6	8	10	12	Total	
NO!	81.9	75.0	69.9	64.7	74.2	
no	12.0	16.3	16.4	21.7	15.8	
yes	2.9	5.5	9.1	9.2	6.2	
YES!	3.3	3.2	4.5	4.4	3.8	
N of Valid	485	436	396	249	1566	
N of Miss	118	73	71	37	299	

Table 214: How much do each of the following statements describe your neighborhood? fights





Response	6	8	10	12	Total	
NO!	68.7	66.1	65.1	65.7	66.6	
no	15.8	18.1	18.8	23.8	18.5	
yes	9.5	8.5	11.2	6.9	9.2	
YES!	6.0	7.3	4.8	3.6	5.7	
N of Valid	486	436	393	248	1563	
N of Miss	117	73	74	38	302	

Table 215: How much do each of the following statements describe your neighborhood? lots of empty or abandoned buildings





Response	6	8	10	12	Total	
NO!	72.6	65.4	68.4	66.5	68.5	
no	15.6	22.0	18.0	25.8	19.6	
yes	7.5	9.2	8.4	4.0	7.6	
YES!	4.4	3.4	5.3	3.6	4.2	
N of Valid	481	437	395	248	1561	
N of Miss	122	72	72	38	304	

Table 216: How much do each of the following statements describe your neighborhood? lots of graffiti





Response	6	8	10	12	Total	
NO!	79.7	76.7	78.8	73.3	77.6	
no	15.0	20.2	17.9	23.1	18.5	
yes	3.4	1.4	1.3	2.8	2.2	
YES!	1.9	1.6	2.0	0.8	1.7	
N of Valid	472	430	396	247	1545	
N of Miss	131	79	71	39	320	

Table 217: I feel safe in my neighborhood.

Response	6	8	10	12	Total
NO!	9.6	5.7	5.0	10.5	7.5
no	6.4	7.8	6.5	8.5	7.1
yes	28.3	35.6	36.6	36.7	33.8
YES!	55.7	50.9	51.9	44.4	51.6
N of Valid	488	438	399	248	1573
N of Miss	115	71	68	38	292

Table 218: If a kid smoked marijuana in your neighborhood would he or she be caught by the police?

Response	6	8	10	12	Total
NO!	23.8	22.1	31.7	31.5	26.5
no	19.5	39.0	36.3	47.2	33.5
yes	23.6	24.9	20.9	14.5	21.8
YES!	33.2	13.9	11.1	6.9	18.1
N of Valid	488	438	397	248	1571
N of Miss	115	71	70	38	294

Table 219: If a kid drank some beer, wine or hard liquor (for example, vodka, whiskey, or gin) in your neighborhood would he or she be caught by the police?

Response	6	8	10	12	Total
NO!	25.2	25.1	37.0	34.7	29.7
no	22.9	46.4	42.3	49.2	38.6
yes	22.1	18.4	12.8	10.1	16.8
YES!	29.8	10.1	7.8	6.0	15.0
N of Valid	484	435	397	248	1564
N of Miss	119	74	70	38	301

Table 220: If a kid carried a handgun in your neighborhood would he or she be caught by the police?





Response	6	8	10	12	Total	
NO!	23.7	23.9	31.6	27.9	26.4	
no	15.4	27.1	28.5	41.3	26.1	
yes	20.3	27.3	23.0	19.4	22.8	
YES!	40.7	21.8	16.9	11.3	24.7	
N of Valid	482	436	396	247	1561	
N of Miss	121	73	71	39	304	

Table 221: If you wanted to get some cigarettes, how easy would it be for you to get some?





Response	6	8	10	12	Total	
Very hard	85.4	60.2	46.8	35.0	60.4	
Sort of hard	6.2	14.1	17.3	15.0	12.7	
Sort of easy	4.5	16.9	18.8	22.8	14.6	
Very easy	3.9	8.8	17.0	27.2	12.4	
N of Valid	467	432	393	246	1538	
N of Miss	136	77	74	40	327	

Table 222: If you wanted to get some beer, wine or hard liquor (for example, vodka, whiskey, or gin), how easy would it be for you to get some?





Response	6	8	10	12	Total	
Very hard	81.1	52.6	39.8	30.5	54.4	
Sort of hard	9.2	15.1	16.8	14.2	13.6	
Sort of easy	6.5	18.8	21.2	20.7	16.0	
Very easy	3.2	13.5	22.2	34.6	16.0	
N of Valid	465	430	392	246	1533	
N of Miss	138	79	75	40	332	

Table 223: If you wanted to get a drug like cocaine, LSD, or amphetamines, how easy would it be for you to get some?


Response	6	8	10	12	Total	
Very hard	92.7	86.9	79.2	69.1	83.8	
Sort of hard	4.3	8.6	12.3	15.0	9.3	
Sort of easy	1.5	2.8	4.1	5.7	3.2	
Very easy	1.5	1.6	4.4	10.2	3.7	
N of Valid	463	429	389	246	1527	
N of Miss	140	80	78	40	338	

Table 224: If you wanted to get a handgun, how easy would it be for you to get one?


Response	6	8	10	12	Total	
Very hard	80.0	63.7	58.1	56.9	66.1	
Sort of hard	10.0	14.0	15.3	12.6	12.9	
Sort of easy	5.0	9.8	11.3	13.8	9.4	
Very easy	5.0	12.6	15.3	16.7	11.7	
N of Valid	459	430	391	246	1526	
N of Miss	144	79	76	40	339	

Table 225: If you wanted to get some marijuana, how easy would it be for you to get some?


Response	6	8	10	12	Total	
Very hard	90.8	71.1	55.3	38.3	67.7	
Sort of hard	5.3	9.3	14.2	12.8	9.9	
Sort of easy	2.4	9.3	13.7	14.8	9.2	
Very easy	1.5	10.3	16.8	34.2	13.1	
N of Valid	457	429	387	243	1516	
N of Miss	146	80	80	43	349	

Table 226: If you wanted to get prescription drugs for the purpose of getting high, how easy would it be for you to get some?





Response	6	8	10	12	Total	
Very hard	88.2	67.4	64.1	54.3	70.7	
Sort of hard	7.0	11.7	14.9	17.1	12.0	
Sort of easy	3.1	9.2	11.5	11.4	8.3	
Very easy	1.7	11.7	9.5	17.1	9.0	
N of Valid	459	426	390	245	1520	
N of Miss	144	83	77	41	345	

Table 227: If you wanted to get synthetic marijuana such as K2 or chemical products such as bath salts to get high, how easy would it be for you to get some?





Response	6	8	10	12	Total	
Very hard	93.5	85.1	78.5	68.0	83.2	
Sort of hard	3.0	8.6	9.7	16.0	8.4	
Sort of easy	1.5	2.8	6.2	4.9	3.6	
Very easy	2.0	3.5	5.6	11.1	4.8	
N of Valid	460	429	390	244	1523	
N of Miss	143	80	77	42	342	

Table 228: If you wanted to get steroids to use or to enhance athletic performance, how easy would it be for you to get some?





Response	6	8	10	12	Total	
Very hard	92.4	80.3	76.5	66.1	80.7	
Sort of hard	4.4	12.0	12.8	17.6	10.8	
Sort of easy	1.3	4.7	5.9	6.5	4.3	
Very easy	2.0	3.1	4.8	9.8	4.3	
N of Valid	458	426	392	245	1521	
N of Miss	145	83	75	41	344	

Table 229: If you wanted to get e-cigarettes, e-cigars, or e-hookahs, how easy would it be for you to get some?





Response	6	8	10	12	Total	
Very hard	88.0	60.1	50.4	40.0	62.8	
Sort of hard	5.0	10.5	10.2	9.0	8.5	
Sort of easy	3.9	14.0	13.8	12.7	10.7	
Very easy	3.0	15.4	25.6	38.4	18.0	
N of Valid	460	429	391	245	1525	
N of Miss	143	80	76	41	340	

Table 230: During the past 12 months, have you participated in any alcohol prevention programs or seen any alcohol prevention messages in your school or community? Yes, a school-based program focused on preventing underage drinking and/or drinking and driving.



Response	6	8	10	12	Total	
No	66.8	74.9	72.3	80.3	72.6	
Yes	33.2	25.1	27.7	19.7	27.4	
N of Valid	452	422	383	238	1495	
N of Miss	0	0	0	0	0	

Table 231: During the past 12 months, have you participated in any alcohol prevention programs or seen any alcohol prevention messages in your school or community? Yes, a community-based program focused on preventing underage drinking and/or drinking and driving (for example, through your church or temple or through youth groups like Boys and Girls Club or 4-H).



Response	6	8	10	12	Total	
No	88.7	93.1	93.5	94.1	92.0	
Yes	11.3	6.9	6.5	5.9	8.0	
N of Valid	452	422	383	238	1495	
N of Miss	0	0	0	0	0	

Table 232: During the past 12 months, have you participated in any alcohol prevention programs or seen any alcohol prevention messages in your school or community? Yes, a media campaign addressing underage drinking and/or drinking and driving (for example, newspaper ads, posters, pamphlets, radio, TV).



Response	6	8	10	12	Total	
No	90.7	91.2	91.6	90.8	91.1	
Yes	9.3	8.8	8.4	9.2	8.9	
N of Valid	452	422	383	238	1495	
N of Miss	0	0	0	0	0	

Table 233: During the past 12 months, have you participated in any alcohol prevention programs or seen any alcohol prevention messages in your school or community? No



Response	6	8	10	12	Total	
No	39.6	31.3	34.2	25.6	33.6	
Yes	60.4	68.7	65.8	74.4	66.4	
N of Valid	452	422	383	238	1495	
N of Miss	0	0	0	0	0	

Table 234: How wrong do your parents feel it would be for YOU to: have one or two drinks of an alcoholic beverage nearly every day?





Response	6	8	10	12	Total	
Very wrong	90.8	85.2	79.1	74.4	83.7	
Wrong	7.0	9.6	12.9	16.5	10.7	
A little bit wrong	1.9	2.8	6.2	5.4	3.8	
Not at all wrong	0.2	2.3	1.8	3.7	1.8	
N of Valid	469	427	388	242	1526	
N of Miss	134	82	79	44	339	

Table 235: How wrong do your parents feel it would be for YOU to: smoke tobacco?





Response	6	8	10	12	Total	
Very wrong	93.1	92.0	86.6	81.0	89.2	
Wrong	5.8	5.9	9.0	11.2	7.5	
A little bit wrong	1.1	0.9	2.3	5.8	2.1	
Not at all wrong	0.0	1.2	2.1	2.1	1.2	
N of Valid	462	427	389	242	1520	
N of Miss	141	82	78	44	345	

Table 236: How wrong do your parents feel it would be for YOU to: smoke marijuana?





Response	6	8	10	12	Total	
Very wrong	95.0	91.5	82.9	79.9	88.5	
Wrong	4.6	5.7	9.0	8.4	6.6	
A little bit wrong	0.4	2.1	3.9	6.3	2.7	
Not at all wrong	0.0	0.7	4.1	5.4	2.1	
N of Valid	459	424	387	239	1509	
N of Miss	144	85	80	47	356	

Table 237: How wrong do your parents feel it would be for YOU to: use prescription drugs not prescribed to you?





Response	6	8	10	12	Total	
Very wrong	93.9	92.2	91.5	88.8	92.0	
Wrong	5.2	4.7	6.9	8.3	6.0	
A little bit wrong	0.9	1.6	1.5	2.5	1.5	
Not at all wrong	0.0	1.4	0.0	0.4	0.5	
N of Valid	461	425	389	242	1517	
N of Miss	142	84	78	44	348	

Table 238: How wrong do your parents feel it would be for YOU to: steal something?





Response	6	8	10	12	Total	
Very wrong	87.9	86.5	87.9	87.1	87.4	
Wrong	10.3	11.3	9.8	8.7	10.2	
A little bit wrong	1.5	1.4	2.3	3.3	2.0	
Not at all wrong	0.2	0.7	0.0	0.8	0.4	
N of Valid	464	423	387	241	1515	
N of Miss	139	86	80	45	350	

Table 239: How wrong do your parents feel it would be for YOU to: draw graffiti, write things, or draw pictures on buildings or other property (without the owner's permission)?

Response	6	8	10	12	Total	
Very wrong	91.1	86.3	85.9	86.4	87.7	
Wrong	7.1	10.0	9.3	7.9	8.6	
A little bit wrong	1.1	3.1	3.6	3.3	2.6	
Not at all wrong	0.6	0.7	1.3	2.5	1.1	
N of Valid	462	422	389	242	1515	
N of Miss	141	87	78	44	350	

Table 240: How wrong do your parents feel it would be for YOU to: pick a fight with someone?

Response	6	8	10	12	Total	
Very wrong	70.7	64.9	68.8	75.6	69.4	
Wrong	18.2	22.0	18.6	13.2	18.6	
A little bit wrong	9.1	10.1	11.1	8.7	9.8	
Not at all wrong	2.0	3.0	1.5	2.5	2.2	
N of Valid	461	427	388	242	1518	
N of Miss	142	82	79	44	347	

Table 241: During the past 12 months, have you talked with at least one of your parents about the dangers of underage drinking and/or drinking and driving? By parents, we mean either your biological parents, adoptive parents, stepparents, or adult guardians - whether or not they live with you.

Response	6	8	10	12	Total	
No	53.6	52.3	47.9	63.8	53.5	
Yes	46.4	47.7	52.1	36.2	46.5	
N of Valid	431	407	363	232	1433	
N of Miss	172	102	104	54	432	

Table 242: The rules in my family are clear.

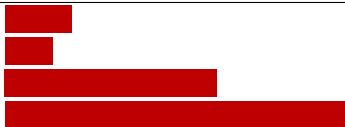
Response	6	8	10	12	Total	
NO!	10.4	6.3	6.5	11.5	8.4	
no	5.2	5.8	4.1	6.2	5.3	
yes	25.3	36.0	34.5	37.0	32.5	
YES!	59.1	51.9	54.9	45.3	53.8	
N of Valid	462	428	386	243	1519	
N of Miss	141	81	81	43	346	

Table 243: People in my family have serious arguments about the same things, and often insult or yell at each other.

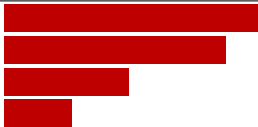
Response	6	8	10	12	Total	
NO!	47.5	36.9	36.5	34.6	39.6	
no	29.4	34.8	35.7	38.7	34.0	
yes	15.7	19.0	18.8	18.5	17.9	
YES!	7.5	9.3	9.1	8.2	8.5	
N of Valid	453	420	384	243	1500	
N of Miss	150	89	83	43	365	

Table 244: When I am not at home, one of my parents knows where I am and who I am with.

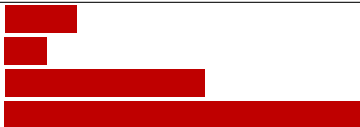
Response	6	8	10	12	Total	
NO!	9.2	8.6	7.3	13.7	9.3	
no	3.1	3.8	5.0	6.6	4.3	
yes	23.5	31.3	32.7	37.8	30.3	
YES!	64.3	56.3	55.0	41.9	56.1	
N of Valid	459	419	382	241	1501	
N of Miss	144	90	85	45	364	

Table 245: My family has clear rules about alcohol and drug use.

Response	6	8	10	12	Total
NO!	12.3	8.7	7.3	12.4	10.0
no	4.6	8.0	8.6	8.3	7.2
yes	14.3	27.0	28.8	37.2	25.3
YES!	68.7	56.3	55.3	42.1	57.5
N of Valid	454	423	385	242	1504
N of Miss	149	86	82	44	361

Table 246: If you skipped school would you be caught by your parents?

Response	6	8	10	12	Total
NO!	12.0	8.6	8.7	16.9	11.0
no	4.2	9.5	10.8	19.3	9.8
yes	18.8	29.7	27.8	31.3	26.2
YES!	65.0	52.3	52.8	32.5	53.1
N of Valid	457	421	381	243	1502
N of Miss	146	88	86	43	363

Table 247: My parents ask if I've gotten my homework done.

Response	6	8	10	12	Total
NO!	8.9	11.3	13.0	20.2	12.5
no	3.9	10.6	13.2	24.8	11.5
yes	22.9	31.4	32.5	31.4	29.1
YES!	64.3	46.7	41.3	23.6	47.0
N of Valid	459	424	385	242	1510
N of Miss	144	85	82	44	355

Table 248: Would your parents know if you did not come home on time?

Response	6	8	10	12	Total	
NO!	8.9	7.1	7.6	13.2	8.7	
no	5.1	6.9	10.9	11.5	8.1	
yes	19.1	29.1	27.1	35.0	26.5	
YES!	66.9	57.0	54.4	40.3	56.6	
N of Valid	450	423	384	243	1500	
N of Miss	153	86	83	43	365	

Table 249: Do you know how to properly dispose of leftover prescription drugs?

Response	6	8	10	12	Total	
No	73.1	69.5	66.1	54.0	67.2	
Yes	26.9	30.5	33.9	46.0	32.8	
N of Valid	427	403	378	235	1443	
N of Miss	176	106	89	51	422	

Table 250: Have any of your brothers or sisters ever: drunk beer, wine or hard liquor (for example, vodka, whiskey or gin)?

Response	6	8	10	12	Total	
No	78.6	59.7	50.9	48.0	61.4	
Yes	17.6	36.3	46.3	47.2	34.8	
I don't have any brothers or sisters	3.8	4.0	2.8	4.7	3.8	
N of Valid	477	427	387	254	1545	
N of Miss	126	82	80	32	320	

Table 251: Have any of your brothers or sisters ever: smoked marijuana?

Response	6	8	10	12	Total	
No	91.5	78.4	69.1	64.3	77.7	
Yes	4.7	17.4	27.8	31.8	18.5	
I don't have any brothers or sisters	3.8	4.2	3.1	3.9	3.8	
N of Valid	469	426	385	255	1535	
N of Miss	134	83	82	31	330	

Table 252: Have any of your brothers or sisters ever: smoked cigarettes?




Response	6	8	10	12	Total	
No	85.8	74.4	69.4	66.5	75.3	
Yes	10.0	21.6	27.2	29.5	20.7	
I don't have any brothers or sisters	4.2	4.0	3.4	3.9	3.9	
N of Valid	471	426	382	254	1533	
N of Miss	132	83	85	32	332	

Table 253: Have any of your brothers or sisters ever: taken a handgun to school?




Response	6	8	10	12	Total	
No	94.9	94.8	95.1	91.0	94.3	
Yes	1.3	1.2	1.8	4.7	2.0	
I don't have any brothers or sisters	3.8	4.0	3.1	4.3	3.8	
N of Valid	471	422	385	255	1533	
N of Miss	132	87	82	31	332	

Table 254: Have any of your brothers or sisters ever: been suspended or expelled from school?




Response	6	8	10	12	Total	
No	79.6	73.1	70.2	74.0	74.5	
Yes	16.5	22.6	26.2	22.0	21.6	
I don't have any brothers or sisters	3.9	4.2	3.6	3.9	3.9	
N of Valid	466	424	386	254	1530	
N of Miss	137	85	81	32	335	

Table 255: Have any of your brothers or sisters ever: used e-cigarettes, e-cigars or e-hookahs (vaping)?




Response	6	8	10	12	Total	
No	85.7	68.9	66.0	63.1	72.4	
Yes	10.5	26.9	30.9	32.5	23.8	
I don't have any brothers or sisters	3.8	4.2	3.1	4.3	3.8	
N of Valid	474	424	385	255	1538	
N of Miss	129	85	82	31	327	

Table 256: Have any of your brothers or sisters ever: used prescription drugs not prescribed to him/her?




Response	6	8	10	12	Total	
No	92.9	90.8	88.6	83.8	89.7	
Yes	3.0	5.2	7.5	12.3	6.3	
I don't have any brothers or sisters	4.1	4.0	3.9	4.0	4.0	
N of Valid	466	423	385	253	1527	
N of Miss	137	86	82	33	338	

Table 257: Have you changed homes in the past year (the last 12 months)?



Response	6	8	10	12	Total	
No	75.2	80.5	80.9	85.3	79.8	
Yes	24.8	19.5	19.1	14.7	20.2	
N of Valid	467	420	382	252	1521	
N of Miss	136	89	85	34	344	

Table 258: How many times have you changed homes since kindergarten?






Response	6	8	10	12	Total	
Never	44.4	37.9	37.6	44.0	40.9	
1 or 2 times	33.8	34.2	32.2	24.4	32.0	
3 or 4 times	15.3	14.8	17.8	15.6	15.8	
5 or 6 times	2.9	6.8	6.2	5.2	5.2	
7 or more times	3.6	6.3	6.2	10.8	6.2	
N of Valid	477	427	388	250	1542	
N of Miss	126	82	79	36	323	

Table 259: Have you changed schools (including changing from elementary to middle and middle to high school) in the past year?



Response	6	8	10	12	Total	
No	49.5	78.1	74.1	86.5	69.6	
Yes	50.5	21.9	25.9	13.5	30.4	
N of Valid	465	420	382	245	1512	
N of Miss	138	89	85	41	353	

Table 260: How many times have you changed schools since kindergarten (including changing from elementary to middle and middle to high school)?






Response	6	8	10	12	Total	
Never	41.6	31.5	35.4	49.0	38.5	
1 or 2 times	34.0	43.2	23.7	18.2	31.3	
3 or 4 times	16.5	16.7	28.8	18.2	19.9	
5 or 6 times	5.0	4.8	6.9	9.1	6.1	
7 or more times	3.0	3.8	5.3	5.5	4.2	
N of Valid	462	419	379	253	1513	
N of Miss	141	90	88	33	352	

Table 261: Has anyone in your family ever had severe alcohol or drug problems?



Response	6	8	10	12	Total	
No	75.2	65.2	62.3	68.4	68.1	
Yes	24.8	34.8	37.7	31.6	31.9	
N of Valid	459	417	371	250	1497	
N of Miss	144	92	96	36	368	

Table 262: About how many adults (over 21) have you known personally who in the past year have: used marijuana, crack, cocaine, or other drugs?






Response	6	8	10	12	Total	
0	83.5	67.3	57.4	57.5	68.1	
1	9.4	14.1	13.0	15.4	12.6	
2	3.4	6.4	9.4	8.3	6.6	
3-4	2.1	4.8	8.6	7.9	5.4	
5	1.5	7.4	11.7	11.0	7.3	
N of Valid	466	419	385	254	1524	
N of Miss	137	90	82	32	341	

Table 263: About how many adults (over 21) have you known personally who in the past year have: sold or dealt drugs?






Response	6	8	10	12	Total	
0	91.1	79.9	72.7	73.8	80.5	
1	6.1	10.6	8.9	9.9	8.6	
2	1.7	5.0	5.7	6.0	4.4	
3-4	0.4	1.9	4.4	4.0	2.4	
5	0.6	2.6	8.3	6.3	4.1	
N of Valid	462	417	384	252	1515	
N of Miss	141	92	83	34	350	

Table 264: About how many adults (over 21) have you known personally who in the past year have: done other things that could get them in trouble with the police, like stealing, selling stolen goods, mugging or assaulting others, etc.?






Response	6	8	10	12	Total	
0	88.1	74.1	69.8	70.9	76.7	
1	7.6	10.1	10.4	11.0	9.6	
2	2.0	7.2	4.9	7.5	5.1	
3-4	0.7	3.8	5.7	4.7	3.5	
5	1.7	4.8	9.1	5.9	5.1	
N of Valid	461	417	384	254	1516	
N of Miss	142	92	83	32	349	

Table 265: About how many adults (over 21) have you known personally who in the past year have: gotten drunk or high?










Response	6	8	10	12	Total	
0	67.5	45.1	43.4	40.1	50.6	
1	16.1	18.9	13.5	16.3	16.3	
2	7.4	8.9	8.8	8.7	8.4	
3-4	2.4	9.6	9.1	9.9	7.3	
5	6.5	17.5	25.2	25.0	17.4	
N of Valid	459	417	385	252	1513	
N of Miss	144	92	82	34	352	

Table 266: How honest were you in filling out this survey?

Response	6	8	10	12	Total	
I was very honest	82.1	78.4	72.9	66.3	76.2	
I was honest pretty much of the time	14.7	17.0	21.7	24.8	18.8	
I was honest some of the time	1.7	2.9	4.4	6.1	3.4	
I was honest once in a while	1.5	1.7	1.0	2.8	1.6	
I was not honest at all	0.0	0.0	0.0	0.0	0.0	
N of Valid	475	417	387	246	1525	
N of Miss	128	92	80	40	340	