

2017 APNA

Arkansas Prevention Needs Assessment Survey

Region 13 Frequency Distribution Tables

Counties: Ashley, Bradley, Chicot, Desha, Drew

Arkansas Department of Human Services,
Division of Aging, Adults and Behavioral
Health Services
And
University of Arkansas at Little Rock
MidSOUTH Center for Prevention and Training

Conducted by International Survey Associates dba Pride Surveys

Contents

1	INTRODUCTION	11
2	PERCENTAGE TABLES	15

List of Frequency Distribution Tables

1	Gender	16
2	Age	16
3	Are you Hispanic or Latino?	16
4	What is your race? Black or African American	17
5	What is your race? Asian	17
6	What is your race? American Indian	17
7	What is your race? Alaska Native	17
8	What is your race? White	18
9	What is your race? Native Hawaiian or Other Pacific Islander	18
10	What is your race? Other	18
11	What is the highest level of schooling completed by your mother or father?	19
12	Think of where you live most of the time. Which of the following people live there with you? Mother	19
13	Think of where you live most of the time. Which of the following people live there with you? Stepmother	19
14	Think of where you live most of the time. Which of the following people live there with you? Foster Mother	20
15	Think of where you live most of the time. Which of the following people live there with you? Grandmother	20
16	Think of where you live most of the time. Which of the following people live there with you? Aunt	20
17	Think of where you live most of the time. Which of the following people live there with you? Father	20
18	Think of where you live most of the time. Which of the following people live there with you? Stepfather	21
19	Think of where you live most of the time. Which of the following people live there with you? Foster Father	21
20	Think of where you live most of the time. Which of the following people live there with you? Grandfather	21
21	Think of where you live most of the time. Which of the following people live there with you? Uncle	21
22	Think of where you live most of the time. Which of the following people live there with you? Other Adults	22
23	Think of where you live most of the time. Which of the following people live there with you? Brother(s)	22
24	Think of where you live most of the time. Which of the following people live there with you? Stepbrother(s)	22
25	Think of where you live most of the time. Which of the following people live there with you? Sister(s)	22
26	Think of where you live most of the time. Which of the following people live there with you? Stepsister(s)	23

27	Think of where you live most of the time. Which of the following people live there with you? Other Children	23
28	In my school, students have lots of chances to help decide things like class activities and rules.	23
29	Teachers ask me to work on special classroom projects.	23
30	My teacher(s) notices when I am doing a good job and lets me know about it.	24
31	There are lots of chances for students in my school to get involved in sports, clubs, and other school activities outside of class.	24
32	There are lots of chances for students in my school to talk with a teacher one-on-one.	24
33	I feel safe at my school.	25
34	The school lets my parents know when I have done something well.	25
35	My teachers praise me when I work hard in school.	25
36	Are your school grades better than the grades of most students in your class?	26
37	I have lots of chances to be part of class discussions or activities.	26
38	Now thinking back over the past year in school, how often did you: enjoy being in school?	26
39	Now thinking back over the past year in school, how often did you: hate being in school?	27
40	Now thinking back over the past year in school, how often did you: try to do your best work in school?	27
41	How often do you feel that the school work you are assigned is meaningful and important?	27
42	Putting them all together, what were your grades like last year?	28
43	How important do you think the things you are learning in school are going to be for your later life?	28
44	During the LAST FOUR WEEKS how many whole days of school have you missed because you skipped or "cut"?	28
45	What are the chances you would be seen as cool if you: smoked cigarettes?	29
46	What are the chances you would be seen as cool if you: worked hard at school?	29
47	What are the chances you would be seen as cool if you: began drinking alcoholic beverages regularly, that is, at least once or twice a month?	29
48	What are the chances you would be seen as cool if you: defended someone who was being bullied?	30
49	What are the chances you would be seen as cool if you: smoked marijuana?	30
50	What are the chances you would be seen as cool if you: carried a handgun?	30
51	What are the chances you would be seen as cool if you: used e-cigarettes, e-cigars or e-hookahs (vaping)?	31

52	What are the chances you would be seen as cool if you: bullied someone or cyber bullied someone?	31
53	Think of your four best friends (the friends you feel closest to). In the past year (12 months), how many of your best friends have: participated in clubs, organizations or activities at school?	31
54	Think of your four best friends (the friends you feel closest to). In the past year (12 months), how many of your best friends have: smoked cigarettes?	32
55	Think of your four best friends (the friends you feel closest to). In the past year (12 months), how many of your best friends have: tried beer, wine or hard liquor (for example, vodka, whiskey, or gin) when their parents didn't know about it?	32
56	Think of your four best friends (the friends you feel closest to). In the past year (12 months), how many of your best friends have: used e-cigarettes, e-cigars, or e-hookahs?	32
57	Think of your four best friends (the friends you feel closest to). In the past year (12 months), how many of your best friends have: used marijuana?	33
58	Think of your four best friends (the friends you feel closest to). In the past year (12 months), how many of your best friends have: used prescription drugs or non-prescription drugs for the purpose of getting high?	33
59	Think of your four best friends (the friends you feel closest to). In the past year (12 months), how many of your best friends have: used synthetic marijuana (K2, spice) or bath salts?	33
60	Think of your four best friends (the friends you feel closest to). In the past year (12 months), how many of your best friends have: used LSD, cocaine, amphetamines, or other illegal drugs?	34
61	Think of your four best friends (the friends you feel closest to). In the past year (12 months), how many of your best friends have: been bullied?	34
62	Think of your four best friends (the friends you feel closest to). In the past year (12 months), how many of your best friends have: been suspended from school?	34
63	Think of your four best friends (the friends you feel closest to). In the past year (12 months), how many of your best friends have: carried a handgun?	35
64	Think of your four best friends (the friends you feel closest to). In the past year (12 months), how many of your best friends have: sold illegal drugs?	35
65	Think of your four best friends (the friends you feel closest to). In the past year (12 months), how many of your best friends have: regularly attended religious services?	35

66	Think of your four best friends (the friends you feel closest to). In the past year (12 months), how many of your best friends have: stolen or tried to steal a motor vehicle such as a car or motorcycle?	36
67	Think of your four best friends (the friends you feel closest to). In the past year (12 months), how many of your best friends have: been arrested?	36
68	Think of your four best friends (the friends you feel closest to). In the past year (12 months), how many of your best friends have: dropped out of school?	36
69	Think of your four best friends (the friends you feel closest to). In the past year (12 months), how many of your best friends have: been members of a gang?	37
70	How old were you when you first: smoked marijuana?	37
71	How old were you when you first: smoked a cigarette, even just a puff?	38
72	How old were you when you first: had more than a sip or two of beer, wine or hard liquor (for example, vodka, whiskey, or gin)?	38
73	How old were you when you first: began drinking alcoholic beverages regularly, that is, at least once or twice a month?	39
74	How old were you when you first: used Pegaramide (peg, Peggy)?	39
75	How old were you when you first: got suspended from school?	40
76	How old were you when you first: got arrested?	40
77	How old were you when you first: carried a handgun?	41
78	How old were you when you first: used e-cigarettes, e-cigars, or e-hookahs (vaping)?	41
79	How old were you when you first: belonged to a gang?	42
80	How old were you when you first: used prescription drugs not prescribed to you?	42
81	How wrong do you think it is for someone your age to: take a handgun to school?	43
82	How wrong do you think it is for someone your age to: steal anything?	43
83	How wrong do you think it is for someone your age to: pick a fight with someone?	43
84	How wrong do you think it is for someone your age to: attack someone with the idea of seriously hurting them?	44
85	How wrong do you think it is for someone your age to: stay away from school all day when their parents think they are at school?	44
86	How wrong do you think it is for someone your age to: drink beer, wine or hard liquor (for example, vodka, whiskey, or gin) regularly?	44
87	How wrong do you think it is for someone your age to: smoke cigarettes?	45
88	How wrong do you think it is for someone your age to: smoke marijuana?	45

89	How wrong do you think it is for someone your age to: use prescription drugs or non-prescription drugs for the purpose of getting high?	45
90	How wrong do you think it is for someone your age to: use synthetic marijuana (K2, spice) or bath salts?	46
91	How wrong do you think it is for someone your age to: use LSD, cocaine, amphetamines or another illegal drug?	46
92	How wrong do you think it is for someone your age to: use e-cigarettes, e-cigars or e-hookahs (vaping)?	46
93	At school during the past 12 months, did you receive help from the resource teacher, speech therapist or other special education teacher?	47
94	How many times in the past year (12 months) have you: been suspended from school?	47
95	How many times in the past year (12 months) have you: carried a handgun?	47
96	How many times in the past year (12 months) have you: sold illegal drugs?	48
97	How many times in the past year (12 months) have you: stolen or tried to steal a motor vehicle such as a car or motorcycle?	48
98	How many times in the past year (12 months) have you: participated in clubs, organizations or activities at school?	48
99	How many times in the past year (12 months) have you: been arrested?	49
100	How many times in the past year (12 months) have you: attacked someone with the idea of seriously hurting them?	49
101	How many times in the past year (12 months) have you: been drunk or high at school?	49
102	How many times in the past year (12 months) have you: taken a handgun to school?	50
103	How many times in the past year (12 months) have you: used e-cigarettes, e-cigars, or e-hookahs (vaping)?	50
104	Are you currently on probation, or assigned a probation officer with Juvenile Court?	50
105	Have you ever belonged to a gang?	51
106	If you have ever belonged to a gang, did that gang have a name?	51
107	You are at a party at someone's house, and one of your friends offers you a drink containing alcohol. What would you say or do?	51
108	How often do you attend religious services or activities?	52
109	I think sometimes it's okay to cheat at school.	52
110	It is important to think before you act.	52
111	Sometimes I think that life is not worth it.	53
112	At times I think I am no good at all.	53
113	All in all, I am inclined to think that I am a failure.	53
114	In the past year, have you felt depressed or sad MOST days, even if you felt okay sometimes?	54
115	It is all right to beat up people if they start the fight.	54

116	I think it is okay to take something without asking if you can get away with it.	54
117	Where do you get the most information about living a drug and alcohol free life? Parents/guardians	55
118	Where do you get the most information about living a drug and alcohol free life? Friends	55
119	Where do you get the most information about living a drug and alcohol free life? Family members	55
120	Where do you get the most information about living a drug and alcohol free life? School	56
121	Where do you get the most information about living a drug and alcohol free life? Internet	56
122	Where do you get the most information about living a drug and alcohol free life? TV	56
123	Where do you get the most information about living a drug and alcohol free life? Social media	57
124	How much do you think people risk harming themselves (physically or in other ways) if they: smoked one or more packs of cigarettes per day?	57
125	How much do you think people risk harming themselves (physically or in other ways) if they: try marijuana once or twice?	57
126	How much do you think people risk harming themselves (physically or in other ways) if they: smoke marijuana once or twice a week?	58
127	How much do you think people risk harming themselves (physically or in other ways) if they: take one or two drinks of an alcoholic beverage (beer, wine, liquor) nearly every day?	58
128	How much do you think people risk harming themselves (physically or in other ways) if they: have five or more drinks of an alcoholic beverage once or twice a weekend?	58
129	How much do you think people risk harming themselves (physically or in other ways) if they: use prescription drugs that are not prescribed to them?	59
130	How much do you think people risk harming themselves (physically or in other ways) if they: use non-prescription drugs to get high?	59
131	How much do you think people risk harming themselves (physically or in other ways) if they: use e-cigarettes, e-cigars, or e-hookahs?	59
132	Have you ever used smokeless tobacco (chew, snuff, plug, dipping tobacco, or chewing tobacco)?	60
133	How often have you used smokeless tobacco during the past 30 days?	60
134	Have you ever smoked cigarettes?	60
135	How frequently have you smoked cigarettes during the past 30 days?	61
136	Which statement best describes rules about smoking inside your home or your family cars?	61
137	Have you ever used e-cigarettes, e-cigars, or e-hookahs (vaping)?	61

138	How frequently have you used e-cigarettes, e-cigars, or e-hookahs (vaping)?	62
139	During this school year, were you taught in any of your classes about the dangers of tobacco use?	62
140	During the past 12 months, have you participated in any community activities to discourage people your age from using cigarettes, chewing tobacco, snuff, dip or cigars, e-cigarettes, e-cigars, or e-hookahs?	62
141	Think back over the last two weeks. How many times have you had five or more alcoholic drinks in a row?	63
142	During the past 30 days, how many times did you ride in a car or other vehicle driven by someone who had been drinking alcohol or using drugs to get high?	63
143	During the past 30 days, how many times did you drive a car or other vehicle when you had been drinking alcohol or using drugs to get high?	63
144	If you drank alcohol (not just a sip or taste) in the past year, where did you usually drink it?	64
145	How do you feel about someone your age having one or two drinks of an alcoholic beverage nearly every day?	64
146	On how many occasions have you had alcoholic beverages (beer, wine or hard liquor) to drink in your lifetime - more than just a few sips?	64
147	On how many occasions have you drunk one of more drinks of an alcoholic beverage during the past 30 days?	65
148	On how many occasions have you used marijuana (grass, pot) or hashish (hash, hash oil) in your lifetime?	65
149	On how many occasions have you used marijuana (grass, pot) or hashish (hash, hash oil) during the past 30 days?	65
150	On how many occasions have you used LSD or other psychedelics in your lifetime?	66
151	On how many occasions have you used LSD or other psychedelics during the past 30 days?	66
152	On how many occasions have you used cocaine or crack in your lifetime?	66
153	On how many occasions have you used cocaine or crack during the past 30 days?	67
154	On how many occasions have you sniffed glue, breathed the contents of an aerosol spray can, or inhaled other gases or sprays, in order to get high in your lifetime?	67
155	On how many occasions have you sniffed glue, breathed the contents of an aerosol spray can, or inhaled other gases or sprays, in order to get high during the past 30 days?	67
156	On how many occasions have you used Pegaramide (peg, Peggy, etc.) in your lifetime?	68

157	On how many occasions have you used Pegaramide (peg, Peggy, etc.) during the past 30 days?	68
158	On how many occasions have you used synthetic marijuana (K2, spice) in your lifetime?	68
159	On how many occasions have you used synthetic marijuana (K2, spice) during the past 30 days?	69
160	On how many occasions have you used methamphetamines (meth, speed, crank, crystal meth) in your lifetime?	69
161	On how many occasions have you used methamphetamines (meth, speed, crank, crystal meth) in the past 30 days?	69
162	On how many occasions have you used other chemical products (bath salts, plant food, etc.) in your lifetime?	70
163	On how many occasions have you used other chemical products (bath salts, plant food, etc.) during the past 30 days?	70
164	On how many occasions have you used heroin or other opiates in your lifetime?	70
165	On how many occasions have you used heroin or other opiates during the past 30 days?	71
166	On how many occasions have you used MDMA ('X', 'E', or ecstasy) in your lifetime?	71
167	On how many occasions have you used MDMA ('X', 'E', or ecstasy) during the past 30 days?	71
168	On how many occasions have you taken prescription drugs (such as Valium, Xanax, Ritalin, Adderall, OxyContin, Tramadol, or sleeping pills) not prescribed to you in your lifetime?	72
169	On how many occasions have you taken prescription drugs (such as Valium, Xanax, Ritalin, Adderall, OxyContin, Tramadol, or sleeping pills) not prescribed to you during the past 30 days?	72
170	On how many occasions have you taken non-prescription medicines such as diet pills (for example, Dietac, Dexatrim or Prolamine), stay-awake pills (for example No-Doz, Vivarin, or Wake), or cough or cold medicines (robos, DXM, etc.) to get high in your lifetime?	72
171	On how many occasions have you taken non-prescription medicines such as diet pills (for example, Dietac, Dexatrim or Prolamine), stay-awake pills (for example No-Doz, Vivarin, or Wake), or cough or cold medicines (robos, DXM, etc.) to get high during the past 30 days?	73
172	On how many occasions have you been drunk or very high from drinking alcoholic beverages during the past 30 days?	73
173	On how many occasions have you drunk flavored alcoholic beverages, sometimes called 'alcopops' (like Mike's Hard Lemonade, Smirnoff Ice, Bacardi Breezers, etc.) in your lifetime?	73
174	On how many occasions have you drunk flavored alcoholic beverages, sometimes called 'alcopops' (like Mike's Hard Lemonade, Smirnoff Ice, Bacardi Breezers, etc.) during the past 30 days?	74

175	If you smoked cigarettes (not just a puff or drag) in the past year, how did you usually get them?	74
176	If you used e-cigarettes, e-cigars, or e-hookahs (not just a puff or drag) in the past year, how did you usually get them? - I did not use e-cigarettes, e-cigars, or e-hookahs in the past year	75
177	If you used e-cigarettes, e-cigars, or e-hookahs (not just a puff or drag) in the past year, how did you usually get them? - I bought them in a store such as a convenience store, supermarket, discount store, or gas station	75
178	If you used e-cigarettes, e-cigars, or e-hookahs (not just a puff or drag) in the past year, how did you usually get them? - I got them on the Internet	75
179	If you used e-cigarettes, e-cigars, or e-hookahs (not just a puff or drag) in the past year, how did you usually get them? - I got them at a store that sells electronic cigarettes, such as a "vape shop"	75
180	If you used e-cigarettes, e-cigars, or e-hookahs (not just a puff or drag) in the past year, how did you usually get them? - I got them from a family member	76
181	If you used e-cigarettes, e-cigars, or e-hookahs (not just a puff or drag) in the past year, how did you usually get them? - I got them from a friend	76
182	If you used e-cigarettes, e-cigars, or e-hookahs (not just a puff or drag) in the past year, how did you usually get them? - A stranger got them for me	76
183	If you used e-cigarettes, e-cigars, or e-hookahs (not just a puff or drag) in the past year, how did you usually get them? - I took them from a store or shop	76
184	If you used e-cigarettes, e-cigars, or e-hookahs (not just a puff or drag) in the past year, how did you usually get them? - I got them some other way	77
185	If you used marijuana (grass, pot) (not just a puff or drag) in the past year, how did you usually get it? - I did not use marijuana (grass, pot) in the past year	77
186	If you used marijuana (grass, pot) (not just a puff or drag) in the past year, how did you usually get it? - I bought it myself	77
187	If you used marijuana (grass, pot) (not just a puff or drag) in the past year, how did you usually get it? - I got it from someone at school	77
188	If you used marijuana (grass, pot) (not just a puff or drag) in the past year, how did you usually get it? - I got it from someone with a medical marijuana card	78
189	If you used marijuana (grass, pot) (not just a puff or drag) in the past year, how did you usually get it? - I got it from my brother or sister	78

190	If you used marijuana (grass, pot) (not just a puff or drag) in the past year, how did you usually get it? - I got it from another relative	78
191	If you used marijuana (grass, pot) (not just a puff or drag) in the past year, how did you usually get it? - Other	78
192	If you drank alcohol (not just a sip or taste) in the past year, how did you usually get it?	79
193	If you used prescription drugs or over the counter drugs without a doctor telling you to use it or for the purpose of getting high, where did you get these drugs? - Did not use	79
194	If you used prescription drugs or over the counter drugs without a doctor telling you to use it or for the purpose of getting high, where did you get these drugs? - Bought or took from store or shop	80
195	If you used prescription drugs or over the counter drugs without a doctor telling you to use it or for the purpose of getting high, where did you get these drugs? - Got from parents with permission	80
196	If you used prescription drugs or over the counter drugs without a doctor telling you to use it or for the purpose of getting high, where did you get these drugs? - Got from home without permission	80
197	If you used prescription drugs or over the counter drugs without a doctor telling you to use it or for the purpose of getting high, where did you get these drugs? - Got from relative with permission	80
198	If you used prescription drugs or over the counter drugs without a doctor telling you to use it or for the purpose of getting high, where did you get these drugs? - Got from relative without permission	81
199	If you used prescription drugs or over the counter drugs without a doctor telling you to use it or for the purpose of getting high, where did you get these drugs? - Got from friend's home with permission	81
200	If you used prescription drugs or over the counter drugs without a doctor telling you to use it or for the purpose of getting high, where did you get these drugs? - Got from friend's home without permission	81
201	If you used prescription drugs or over the counter drugs without a doctor telling you to use it or for the purpose of getting high, where did you get these drugs? - Got from friend at school	81
202	If you used prescription drugs or over the counter drugs without a doctor telling you to use it or for the purpose of getting high, where did you get these drugs? - Got from friend at party	82
203	If you used prescription drugs or over the counter drugs without a doctor telling you to use it or for the purpose of getting high, where did you get these drugs? - Got from friend, elsewhere	82
204	If you used prescription drugs or over the counter drugs without a doctor telling you to use it or for the purpose of getting high, where did you get these drugs? - Got from internet sale	82
205	During the last month, about how many marijuana cigarettes, or the equivalent, did you smoke a day, on the average?	83

206	How wrong do your friends feel it would be for YOU to: have one or two drinks of an alcoholic beverage nearly every day?	83
207	How wrong do your friends feel it would be for YOU to: smoke tobacco?	83
208	How wrong do your friends feel it would be for YOU to: smoke marijuana?	84
209	How wrong do your friends feel it would be for YOU to: use prescription drugs not prescribed to you?	84
210	How wrong would most adults (over 21) in your neighborhood think it is for kids your age: to use marijuana?	84
211	How wrong would most adults (over 21) in your neighborhood think it is for kids your age: to drink alcohol?	85
212	How wrong would most adults (over 21) in your neighborhood think it is for kids your age: to smoke cigarettes?	85
213	How much do each of the following statements describe your neighborhood? crime and/or drug selling	85
214	How much do each of the following statements describe your neighborhood? fights	86
215	How much do each of the following statements describe your neighborhood? lots of empty or abandoned buildings	86
216	How much do each of the following statements describe your neighborhood? lots of graffiti	86
217	I feel safe in my neighborhood.	87
218	If a kid smoked marijuana in your neighborhood would he or she be caught by the police?	87
219	If a kid drank some beer, wine or hard liquor (for example, vodka, whiskey, or gin) in your neighborhood would he or she be caught by the police?	87
220	If a kid carried a handgun in your neighborhood would he or she be caught by the police?	88
221	If you wanted to get some cigarettes, how easy would it be for you to get some?	88
222	If you wanted to get some beer, wine or hard liquor (for example, vodka, whiskey, or gin), how easy would it be for you to get some?	88
223	If you wanted to get a drug like cocaine, LSD, or amphetamines, how easy would it be for you to get some?	89
224	If you wanted to get a handgun, how easy would it be for you to get one?	89
225	If you wanted to get some marijuana, how easy would it be for you to get some?	89
226	If you wanted to get prescription drugs for the purpose of getting high, how easy would it be for you to get some?	90
227	If you wanted to get synthetic marijuana such as K2 or chemical products such as bath salts to get high, how easy would it be for you to get some?	90

228	If you wanted to get steroids to use or to enhance athletic performance, how easy would it be for you to get some?	90
229	If you wanted to get e-cigarettes, e-cigars, or e-hookahs, how easy would it be for you to get some?	91
230	During the past 12 months, have you participated in any alcohol prevention programs or seen any alcohol prevention messages in your school or community? Yes, a school-based program focused on preventing underage drinking and/or drinking and driving.	91
231	During the past 12 months, have you participated in any alcohol prevention programs or seen any alcohol prevention messages in your school or community? Yes, a community-based program focused on preventing underage drinking and/or drinking and driving (for example, through your church or temple or through youth groups like Boys and Girls Club or 4-H).	91
232	During the past 12 months, have you participated in any alcohol prevention programs or seen any alcohol prevention messages in your school or community? Yes, a media campaign addressing underage drinking and/or drinking and driving (for example, newspaper ads, posters, pamphlets, radio, TV).	92
233	During the past 12 months, have you participated in any alcohol prevention programs or seen any alcohol prevention messages in your school or community? No	92
234	How wrong do your parents feel it would be for YOU to: have one or two drinks of an alcoholic beverage nearly every day?	92
235	How wrong do your parents feel it would be for YOU to: smoke tobacco?	92
236	How wrong do your parents feel it would be for YOU to: smoke marijuana?	93
237	How wrong do your parents feel it would be for YOU to: use prescription drugs not prescribed to you?	93
238	How wrong do your parents feel it would be for YOU to: steal something?	93
239	How wrong do your parents feel it would be for YOU to: draw graffiti, write things, or draw pictures on buildings or other property (without the owner's permission)?	94
240	How wrong do your parents feel it would be for YOU to: pick a fight with someone?	94
241	During the past 12 months, have you talked with at least one of your parents about the dangers of underage drinking and/or drinking and driving? By parents, we mean either your biological parents, adoptive parents, stepparents, or adult guardians - whether or not they live with you.	94
242	The rules in my family are clear.	95
243	People in my family have serious arguments about the same things, and often insult or yell at each other.	95

244	When I am not at home, one of my parents knows where I am and who I am with.	95
245	My family has clear rules about alcohol and drug use.	96
246	If you skipped school would you be caught by your parents?	96
247	My parents ask if I've gotten my homework done.	96
248	Would your parents know if you did not come home on time?	97
249	Do you know how to properly dispose of leftover prescription drugs?	97
250	Have any of your brothers or sisters ever: drunk beer, wine or hard liquor (for example, vodka, whiskey or gin)?	97
251	Have any of your brothers or sisters ever: smoked marijuana?	97
252	Have any of your brothers or sisters ever: smoked cigarettes?	98
253	Have any of your brothers or sisters ever: taken a handgun to school?	98
254	Have any of your brothers or sisters ever: been suspended or expelled from school?	98
255	Have any of your brothers or sisters ever: used e-cigarettes, e-cigars or e-hookahs (vaping)?	98
256	Have any of your brothers or sisters ever: used prescription drugs not prescribed to him/her?	99
257	Have you changed homes in the past year (the last 12 months)?	99
258	How many times have you changed homes since kindergarten?	99
259	Have you changed schools (including changing from elementary to middle and middle to high school) in the past year?	99
260	How many times have you changed schools since kindergarten (including changing from elementary to middle and middle to high school)?	100
261	Has anyone in your family ever had severe alcohol or drug problems?	100
262	About how many adults (over 21) have you known personally who in the past year have: used marijuana, crack, cocaine, or other drugs?	100
263	About how many adults (over 21) have you known personally who in the past year have: sold or dealt drugs?	101
264	About how many adults (over 21) have you known personally who in the past year have: done other things that could get them in trouble with the police, like stealing, selling stolen goods, mugging or assaulting others, etc.?	101
265	About how many adults (over 21) have you known personally who in the past year have: gotten drunk or high?	101
266	How honest were you in filling out this survey?	102

List of Figures

1	Grade Chart	12
2	Gender Chart	13
3	Age Chart	14

1 INTRODUCTION

This report was generated from data collected on the *2017 Arkansas Prevention Needs Assessment Student Survey*. This report contains basic frequency tables of all data collected and graphs on the selected demographic variables of grade, gender and age.

Questions regarding the information found in this report can be directed to:

International Survey Associates dba Pride Surveys

Mr. Jay Gleaton

2140 Newmarket Parkway

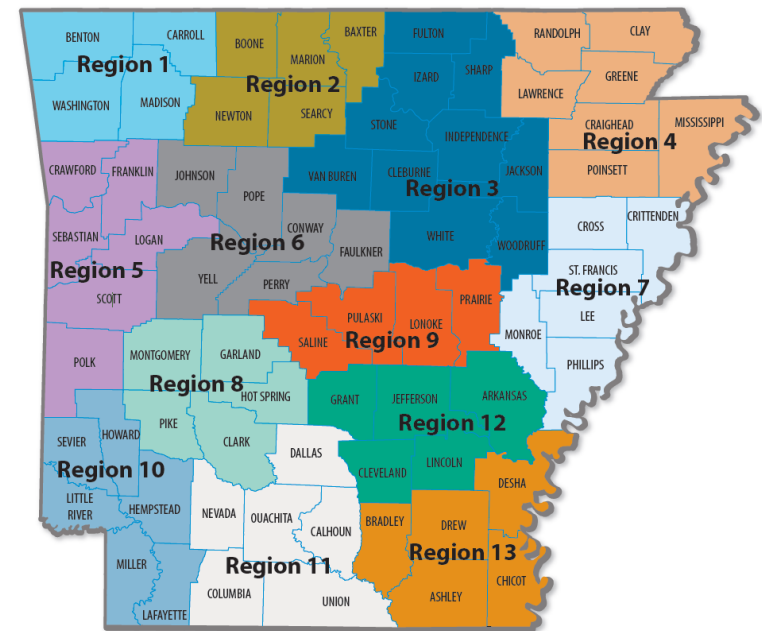
Suite 116

Marietta, GA 30067

Telephone: (800) 279-6361

Fax: (770) 726-9327

Website: <http://www.pridesurveys.com>



A note on the changing regions:

For the purposes of prevention in the state of Arkansas in 2013 the state moved from a 13-region system to an 8-region system. For the 2017 survey year the state reverted back to a 13-region system.

What this means for your regional data:

We have retroactively calculated all tables and year to year comparisons for THIS REPORT back to 13 regions. Because of this your reports from 2013 to 2016 that contain 8-regions CAN NOT BE COMPARED directly with this year's regional report. Regional reports will have different school groupings and will not be representative of the current 13-region system.

To reiterate, data in this report going back in time is comparable to previous years in the report because we recalculated previous years to 13 regions. However, the data should not be compared against any regional report going back 4 years because the regions were defined differently and represent different cohorts of students.

What this means for statewide, county, and school data:

This change will only affect the regional data. All other data is comparable with previous years.

Grade Chart

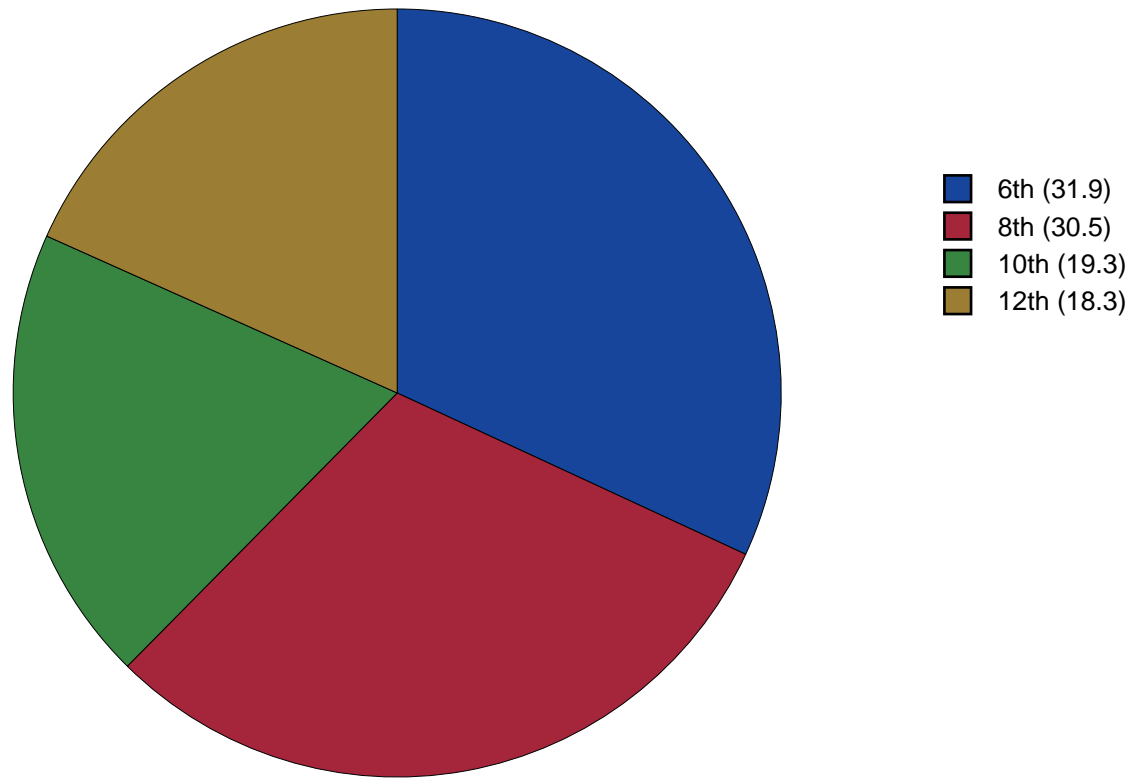


Figure 1: Grade Chart

Gender Chart

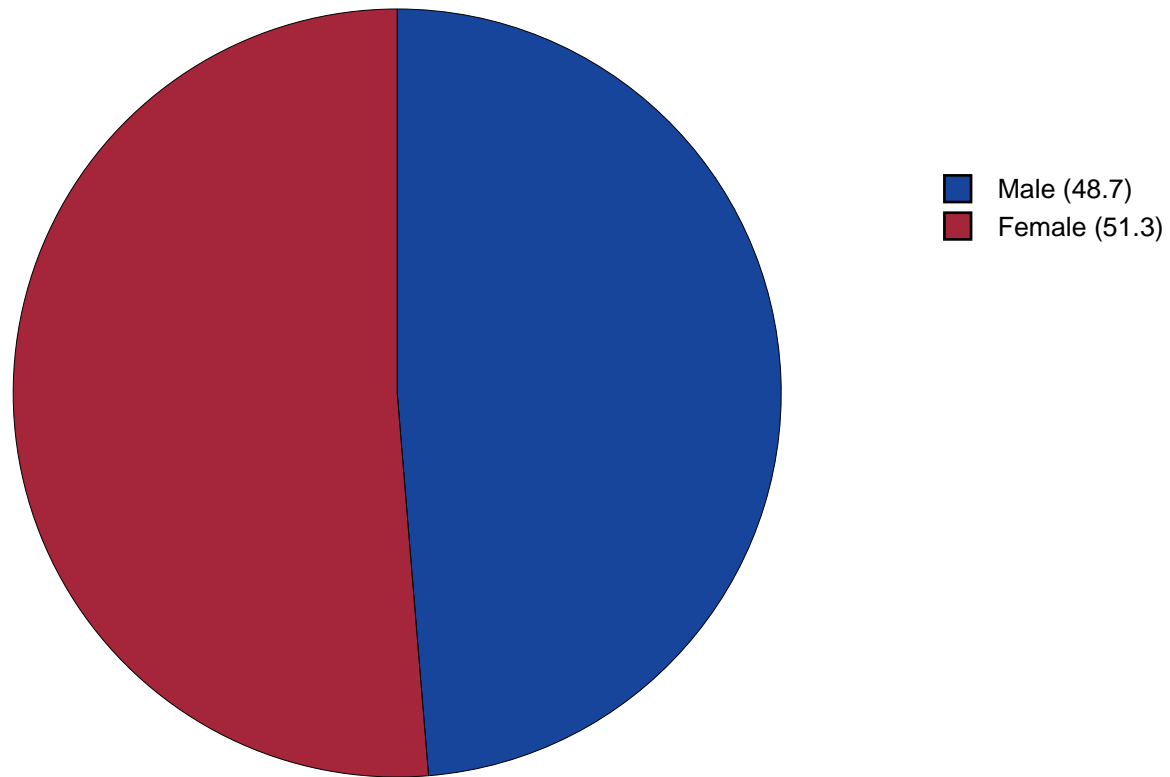


Figure 2: Gender Chart

Age Chart

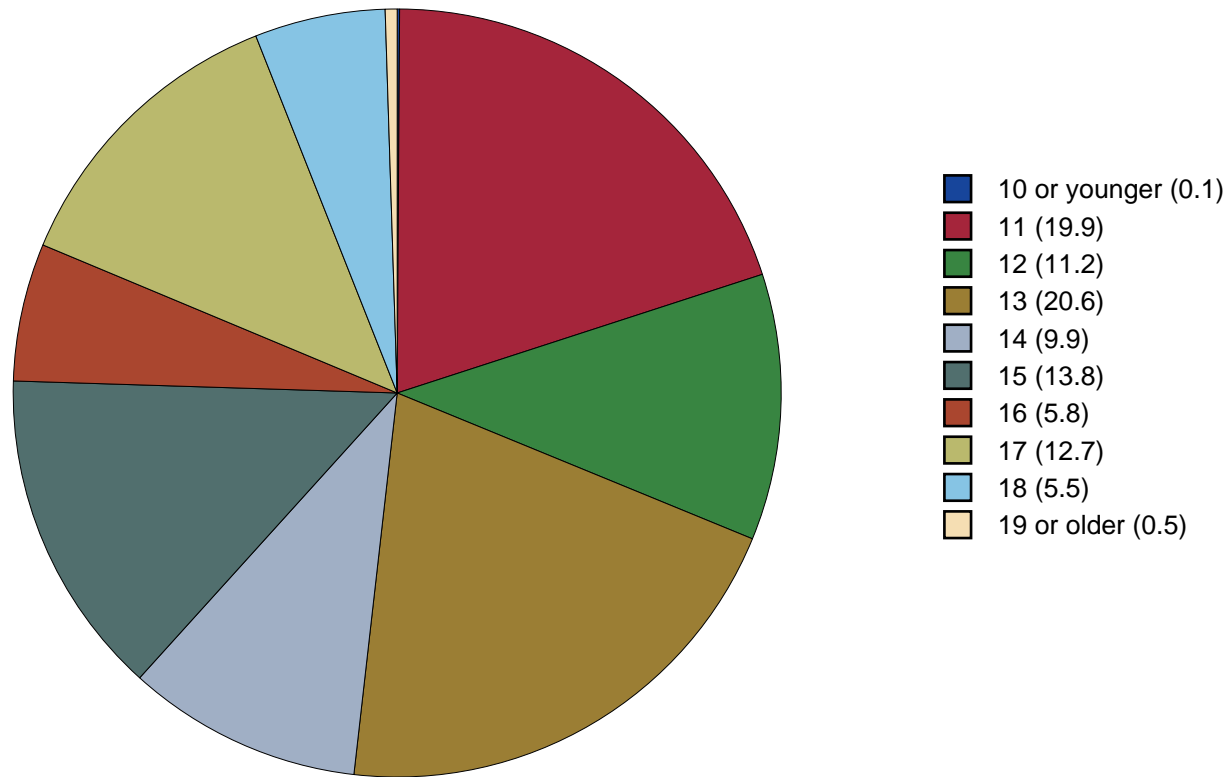


Figure 3: Age Chart

2 PERCENTAGE TABLES

The following tables contain frequency distribution detailing how your students responded to each question on the survey. The tables appear in the same order as the questions on the survey. The tables include breakdowns by grade level as well as overall percentages. The *N of Valid* row is a frequency count of the number of valid responses to each question for each grade and overall. The *N of Miss* row is a frequency count of the number of invalid (marked more than one response) or missing (i.e. did not respond) responses to each question for each grade and overall.

For the questions that allowed more than one response (i.e. race, live with, etc.) each response becomes a separate table. If a student did not mark the response, that was counted as a NO response, and if they did mark the response, that was counted as a YES response. Since a non response is a valid response for these questions, the *N of Miss* will always be zero for these questions.

Table 1: Gender



Response	6	8	10	12	Total	
Male	51.3	48.3	45.2	48.5	48.7	
Female	48.7	51.7	54.8	51.5	51.3	
N of Valid	587	561	354	336	1838	
N of Miss	4	5	3	4	16	

Table 2: Age











Response	6	8	10	12	Total	
10 or younger	0.3	0.0	0.0	0.0	0.1	
11	62.5	0.0	0.0	0.0	19.9	
12	35.3	0.0	0.0	0.0	11.2	
13	1.9	65.7	0.0	0.0	20.6	
14	0.0	32.4	0.0	0.0	9.9	
15	0.0	1.8	68.9	0.0	13.8	
16	0.0	0.2	29.4	0.3	5.8	
17	0.0	0.0	1.7	67.1	12.7	
18	0.0	0.0	0.0	29.7	5.5	
19 or older	0.0	0.0	0.0	2.9	0.5	
N of Valid	587	562	354	340	1843	
N of Miss	4	4	3	0	11	

Table 3: Are you Hispanic or Latino?



Response	6	8	10	12	Total	
No	87.4	86.4	91.8	89.8	88.4	
Yes	12.6	13.6	8.2	10.2	11.6	
N of Valid	532	544	352	334	1762	
N of Miss	59	22	5	6	92	

Table 4: What is your race? Black or African American



Response	6	8	10	12	Total	
No	64.5	65.1	65.2	63.5	64.6	
Yes	35.5	34.9	34.8	36.5	35.4	
N of Valid	575	553	351	334	1813	
N of Miss	0	0	0	0	0	

Table 5: What is your race? Asian



Response	6	8	10	12	Total	
No	99.7	99.3	98.9	98.8	99.2	
Yes	0.3	0.7	1.1	1.2	0.8	
N of Valid	575	553	351	334	1813	
N of Miss	0	0	0	0	0	

Table 6: What is your race? American Indian



Response	6	8	10	12	Total	
No	94.8	94.6	97.2	97.9	95.8	
Yes	5.2	5.4	2.8	2.1	4.2	
N of Valid	575	553	351	334	1813	
N of Miss	0	0	0	0	0	

Table 7: What is your race? Alaska Native



Response	6	8	10	12	Total	
No	99.8	99.8	100.0	100.0	99.9	
Yes	0.2	0.2	0.0	0.0	0.1	
N of Valid	575	553	351	334	1813	
N of Miss	0	0	0	0	0	

Table 8: What is your race? White



Response	6	8	10	12	Total	
No	47.7	42.7	39.3	41.9	43.5	
Yes	52.3	57.3	60.7	58.1	56.5	
N of Valid	575	553	351	334	1813	
N of Miss	0	0	0	0	0	

Table 9: What is your race? Native Hawaiian or Other Pacific Islander



Response	6	8	10	12	Total	
No	99.5	99.8	99.7	99.4	99.6	
Yes	0.5	0.2	0.3	0.6	0.4	
N of Valid	575	553	351	334	1813	
N of Miss	0	0	0	0	0	

Table 10: What is your race? Other



Response	6	8	10	12	Total	
No	86.8	88.2	93.2	92.2	89.5	
Yes	13.2	11.8	6.8	7.8	10.5	
N of Valid	575	553	351	334	1813	
N of Miss	0	0	0	0	0	

Table 11: What is the highest level of schooling completed by your mother or father?

Response	6	8	10	12	Total
Completed grade school or less	3.8	1.3	1.4	2.7	2.4
Some high school	3.1	5.8	11.2	13.2	7.4
Completed high school	13.7	17.4	19.3	23.4	17.8
Some college	8.1	12.6	14.1	15.0	12.0
Completed college	24.7	24.3	28.8	27.8	26.0
Graduate or professional school after college	7.9	11.3	11.2	7.5	9.5
Don't know	37.5	26.2	13.0	8.4	23.8
Does not apply	1.1	1.1	0.9	2.1	1.2
N of Valid	554	539	347	334	1774
N of Miss	37	27	10	6	80

Table 12: Think of where you live most of the time. Which of the following people live there with you? Mother

Response	6	8	10	12	Total
No	14.2	15.0	16.1	19.2	15.7
Yes	85.8	85.0	83.9	80.8	84.3
N of Valid	586	561	355	334	1836
N of Miss	0	0	0	0	0

Table 13: Think of where you live most of the time. Which of the following people live there with you? Stepmother

Response	6	8	10	12	Total
No	94.9	93.9	95.5	91.9	94.2
Yes	5.1	6.1	4.5	8.1	5.8
N of Valid	586	561	355	334	1836
N of Miss	0	0	0	0	0

Table 14: Think of where you live most of the time. Which of the following people live there with you? Foster Mother



Response	6	8	10	12	Total	
No	99.5	99.8	99.2	99.7	99.6	
Yes	0.5	0.2	0.8	0.3	0.4	
N of Valid	586	561	355	334	1836	
N of Miss	0	0	0	0	0	

Table 15: Think of where you live most of the time. Which of the following people live there with you? Grandmother



Response	6	8	10	12	Total	
No	82.9	83.1	86.5	88.0	84.6	
Yes	17.1	16.9	13.5	12.0	15.4	
N of Valid	586	561	355	334	1836	
N of Miss	0	0	0	0	0	

Table 16: Think of where you live most of the time. Which of the following people live there with you? Aunt



Response	6	8	10	12	Total	
No	93.2	95.0	96.1	97.3	95.0	
Yes	6.8	5.0	3.9	2.7	5.0	
N of Valid	586	561	355	334	1836	
N of Miss	0	0	0	0	0	

Table 17: Think of where you live most of the time. Which of the following people live there with you? Father



Response	6	8	10	12	Total	
No	41.8	44.7	47.9	50.0	45.4	
Yes	58.2	55.3	52.1	50.0	54.6	
N of Valid	586	561	355	334	1836	
N of Miss	0	0	0	0	0	

Table 18: Think of where you live most of the time. Which of the following people live there with you? Stepfather



Response	6	8	10	12	Total	
No	87.5	82.0	83.4	87.1	85.0	
Yes	12.5	18.0	16.6	12.9	15.0	
N of Valid	586	561	355	334	1836	
N of Miss	0	0	0	0	0	

Table 19: Think of where you live most of the time. Which of the following people live there with you? Foster Father



Response	6	8	10	12	Total	
No	99.7	99.6	99.2	100.0	99.6	
Yes	0.3	0.4	0.8	0.0	0.4	
N of Valid	586	561	355	334	1836	
N of Miss	0	0	0	0	0	

Table 20: Think of where you live most of the time. Which of the following people live there with you? Grandfather



Response	6	8	10	12	Total	
No	88.9	91.8	92.4	93.7	91.3	
Yes	11.1	8.2	7.6	6.3	8.7	
N of Valid	586	561	355	334	1836	
N of Miss	0	0	0	0	0	

Table 21: Think of where you live most of the time. Which of the following people live there with you? Uncle



Response	6	8	10	12	Total	
No	94.0	96.6	98.3	96.4	96.1	
Yes	6.0	3.4	1.7	3.6	3.9	
N of Valid	586	561	355	334	1836	
N of Miss	0	0	0	0	0	

Table 22: Think of where you live most of the time. Which of the following people live there with you? Other Adults



Response	6	8	10	12	Total	
No	96.8	97.9	97.7	97.0	97.3	
Yes	3.2	2.1	2.3	3.0	2.7	
N of Valid	586	561	355	334	1836	
N of Miss	0	0	0	0	0	

Table 23: Think of where you live most of the time. Which of the following people live there with you? Brother(s)



Response	6	8	10	12	Total	
No	50.9	50.1	63.9	63.2	55.4	
Yes	49.1	49.9	36.1	36.8	44.6	
N of Valid	586	561	355	334	1836	
N of Miss	0	0	0	0	0	

Table 24: Think of where you live most of the time. Which of the following people live there with you? Stepbrother(s)



Response	6	8	10	12	Total	
No	95.2	95.0	95.5	97.3	95.6	
Yes	4.8	5.0	4.5	2.7	4.4	
N of Valid	586	561	355	334	1836	
N of Miss	0	0	0	0	0	

Table 25: Think of where you live most of the time. Which of the following people live there with you? Sister(s)



Response	6	8	10	12	Total	
No	55.3	57.2	63.4	67.7	59.7	
Yes	44.7	42.8	36.6	32.3	40.3	
N of Valid	586	561	355	334	1836	
N of Miss	0	0	0	0	0	

Table 26: Think of where you live most of the time. Which of the following people live there with you? Stepsister(s)

Response	6	8	10	12	Total	
No	95.7	94.3	98.0	97.0	96.0	
Yes	4.3	5.7	2.0	3.0	4.0	
N of Valid	586	561	355	334	1836	
N of Miss	0	0	0	0	0	

Table 27: Think of where you live most of the time. Which of the following people live there with you? Other Children

Response	6	8	10	12	Total	
No	95.7	95.4	96.3	94.0	95.4	
Yes	4.3	4.6	3.7	6.0	4.6	
N of Valid	586	561	355	334	1836	
N of Miss	0	0	0	0	0	

Table 28: In my school, students have lots of chances to help decide things like class activities and rules.

Response	6	8	10	12	Total	
NO!	14.8	13.1	15.5	20.1	15.4	
no	33.7	35.5	36.4	33.2	34.7	
yes	42.3	45.2	43.6	40.4	43.1	
YES!	9.2	6.3	4.6	6.3	6.9	
N of Valid	567	558	349	334	1808	
N of Miss	24	8	8	6	46	

Table 29: Teachers ask me to work on special classroom projects.

Response	6	8	10	12	Total	
NO!	11.6	8.4	8.0	12.6	10.1	
no	35.4	39.5	38.9	39.3	38.1	
yes	39.6	43.1	42.0	39.9	41.2	
YES!	13.3	8.9	11.1	8.1	10.6	
N of Valid	570	559	350	333	1812	
N of Miss	21	7	7	7	42	

Table 30: My teacher(s) notices when I am doing a good job and lets me know about it.

Response	6	8	10	12	Total
NO!	7.3	4.9	5.8	12.0	7.1
no	17.8	23.8	29.9	25.4	23.4
yes	43.5	48.7	48.4	47.3	46.7
YES!	31.4	22.6	15.9	15.3	22.8
N of Valid	573	554	345	334	1806
N of Miss	18	12	12	6	48

Table 31: There are lots of chances for students in my school to get involved in sports, clubs, and other school activities outside of class.

Response	6	8	10	12	Total
NO!	3.1	2.1	1.1	3.6	2.5
no	10.2	7.3	6.3	9.0	8.4
yes	37.1	39.2	47.6	53.0	42.7
YES!	49.6	51.3	45.0	34.4	46.5
N of Valid	577	559	349	334	1819
N of Miss	14	7	8	6	35

Table 32: There are lots of chances for students in my school to talk with a teacher one-on-one.

Response	6	8	10	12	Total
NO!	5.6	5.0	4.9	9.6	6.0
no	15.4	19.1	24.6	21.8	19.5
yes	46.2	50.0	51.3	53.1	49.6
YES!	32.9	25.9	19.2	15.5	24.9
N of Valid	572	560	349	335	1816
N of Miss	19	6	8	5	38

Table 33: I feel safe at my school.

Response	6	8	10	12	Total
NO!	11.0	6.8	11.2	11.7	9.9
no	10.1	14.4	19.0	19.8	14.9
yes	39.8	57.9	52.7	59.3	51.4
YES!	39.1	20.9	17.0	9.3	23.8
N of Valid	573	556	347	334	1810
N of Miss	18	10	10	6	44

Table 34: The school lets my parents know when I have done something well.

Response	6	8	10	12	Total
NO!	12.5	19.5	19.9	29.1	19.1
no	35.6	35.1	48.5	43.6	39.4
yes	34.2	32.6	25.4	21.8	29.8
YES!	17.7	12.8	6.1	5.5	11.7
N of Valid	570	555	342	330	1797
N of Miss	21	11	15	10	57

Table 35: My teachers praise me when I work hard in school.

Response	6	8	10	12	Total
NO!	15.6	16.4	16.1	24.3	17.5
no	34.8	38.2	46.5	37.4	38.6
yes	35.7	38.2	31.3	31.7	34.9
YES!	14.0	7.3	6.1	6.6	9.0
N of Valid	558	550	342	334	1784
N of Miss	33	16	15	6	70

Table 36: Are your school grades better than the grades of most students in your class?

Response	6	8	10	12	Total
NO!	7.4	4.7	5.2	6.9	6.1
no	29.0	28.5	28.6	22.8	27.6
yes	45.1	51.3	46.1	54.5	48.9
YES!	18.4	15.5	20.1	15.9	17.4
N of Valid	565	548	343	334	1790
N of Miss	26	18	14	6	64

Table 37: I have lots of chances to be part of class discussions or activities.

Response	6	8	10	12	Total
NO!	6.6	3.6	2.3	7.5	5.0
no	14.1	16.9	17.0	22.1	17.0
yes	45.8	55.1	63.5	58.5	54.4
YES!	33.5	24.4	17.3	11.9	23.6
N of Valid	576	557	342	335	1810
N of Miss	15	9	15	5	44

Table 38: Now thinking back over the past year in school, how often did you: enjoy being in school?

Response	6	8	10	12	Total
Never	10.4	8.1	11.8	21.9	12.1
Seldom	11.4	21.0	18.2	14.4	16.2
Sometimes	38.2	39.9	45.1	43.5	41.0
Often	20.9	23.4	19.1	15.9	20.4
Almost always	19.0	7.6	5.8	4.2	10.3
N of Valid	578	556	346	333	1813
N of Miss	13	10	11	7	41

Table 39: Now thinking back over the past year in school, how often did you: hate being in school?

Response	6	8	10	12	Total	
Never	15.3	6.1	6.4	3.6	8.6	
Seldom	24.7	21.7	15.7	13.9	20.1	
Sometimes	29.5	33.8	36.3	37.5	33.6	
Often	16.0	22.7	24.7	23.3	21.1	
Almost always	14.6	15.7	16.9	21.8	16.7	
N of Valid	570	554	344	331	1799	
N of Miss	21	12	13	9	55	

Table 40: Now thinking back over the past year in school, how often did you: try to do your best work in school?

Response	6	8	10	12	Total	
Never	0.4	0.7	0.6	2.1	0.8	
Seldom	1.6	1.6	1.8	2.1	1.7	
Sometimes	4.4	9.3	13.5	18.2	10.2	
Often	13.2	29.1	31.6	36.7	25.9	
Almost always	80.5	59.2	52.6	40.9	61.3	
N of Valid	568	557	342	330	1797	
N of Miss	23	9	15	10	57	

Table 41: How often do you feel that the school work you are assigned is meaningful and important?

Response	6	8	10	12	Total	
Never	5.5	4.7	9.1	11.7	7.1	
Seldom	9.8	17.7	23.8	26.7	18.0	
Sometimes	25.3	28.6	35.2	36.6	30.3	
Often	27.4	31.5	21.7	18.9	26.0	
Almost always	31.9	17.5	10.3	6.0	18.6	
N of Valid	580	553	341	333	1807	
N of Miss	11	13	16	7	47	

Table 42: Putting them all together, what were your grades like last year?






Response	6	8	10	12	Total	
Mostly F's	1.3	0.2	0.6	0.6	0.7	
Mostly D's	1.8	2.8	2.1	1.5	2.1	
Mostly C's	9.7	13.9	22.8	22.3	15.9	
Mostly B's	34.6	43.3	35.4	38.4	38.2	
Mostly A's	52.6	39.8	39.0	37.2	43.2	
N of Valid	544	540	333	323	1740	
N of Miss	47	26	24	17	114	

Table 43: How important do you think the things you are learning in school are going to be for your later life?






Response	6	8	10	12	Total	
Very important	54.7	33.3	15.7	11.5	32.8	
Quite important	23.1	23.6	18.4	16.6	21.2	
Fairly important	14.5	25.9	36.4	27.2	24.5	
Slightly important	5.9	14.9	23.0	33.8	17.0	
Not at all important	1.7	2.3	6.4	10.9	4.5	
N of Valid	579	556	343	331	1809	
N of Miss	12	10	14	9	45	

Table 44: During the LAST FOUR WEEKS how many whole days of school have you missed because you skipped or "cut"?








Response	6	8	10	12	Total	
None	58.1	66.8	75.9	55.0	63.6	
1	16.5	12.0	7.3	12.8	12.7	
2	10.7	8.8	6.7	11.6	9.5	
3	9.0	5.6	3.8	8.8	6.9	
4-5	3.9	6.1	4.7	7.0	5.3	
6-10	1.4	0.7	1.5	3.3	1.6	
11 or more	0.4	0.0	0.3	1.5	0.4	
N of Valid	568	558	344	329	1799	
N of Miss	23	8	13	11	55	

Table 45: What are the chances you would be seen as cool if you: smoked cigarettes?






Response	6	8	10	12	Total	
No or very little chance	87.2	75.3	62.0	68.7	75.3	
Little chance	7.8	11.1	18.4	13.5	11.9	
Some chance	2.3	7.4	10.5	9.5	6.8	
Pretty good chance	0.9	3.8	5.3	4.3	3.3	
Very good chance	1.8	2.4	3.8	4.0	2.7	
N of Valid	564	551	342	326	1783	
N of Miss	27	15	15	14	71	

Table 46: What are the chances you would be seen as cool if you: worked hard at school?






Response	6	8	10	12	Total	
No or very little chance	7.5	9.1	12.9	12.9	10.0	
Little chance	7.5	11.1	14.4	11.7	10.7	
Some chance	11.2	20.9	21.4	30.4	19.7	
Pretty good chance	23.9	29.7	27.0	23.9	26.3	
Very good chance	49.8	29.1	24.3	21.2	33.4	
N of Valid	570	549	341	326	1786	
N of Miss	21	17	16	14	68	

Table 47: What are the chances you would be seen as cool if you: began drinking alcoholic beverages regularly, that is, at least once or twice a month?






Response	6	8	10	12	Total	
No or very little chance	83.5	69.5	52.9	47.6	66.7	
Little chance	9.2	11.5	13.7	15.5	12.0	
Some chance	4.3	10.2	14.3	13.7	9.8	
Pretty good chance	0.9	6.8	12.6	11.9	7.0	
Very good chance	2.1	2.0	6.4	11.3	4.6	
N of Valid	563	557	342	328	1790	
N of Miss	28	9	15	12	64	

Table 48: What are the chances you would be seen as cool if you: defended someone who was being bullied?






Response	6	8	10	12	Total	
No or very little chance	8.5	8.6	11.4	13.1	9.9	
Little chance	9.7	13.8	15.8	16.8	13.5	
Some chance	15.6	26.6	30.2	30.0	24.4	
Pretty good chance	23.0	25.9	22.0	21.1	23.3	
Very good chance	43.2	25.1	20.5	19.0	28.8	
N of Valid	565	549	341	327	1782	
N of Miss	26	17	16	13	72	

Table 49: What are the chances you would be seen as cool if you: smoked marijuana?






Response	6	8	10	12	Total	
No or very little chance	88.3	70.2	52.3	47.3	68.2	
Little chance	5.0	10.5	12.6	9.8	9.0	
Some chance	2.8	6.2	12.0	13.4	7.6	
Pretty good chance	1.2	7.1	8.2	12.5	6.5	
Very good chance	2.7	6.0	14.9	17.1	8.7	
N of Valid	562	550	342	328	1782	
N of Miss	29	16	15	12	72	

Table 50: What are the chances you would be seen as cool if you: carried a handgun?






Response	6	8	10	12	Total	
No or very little chance	78.0	72.7	66.7	65.7	72.0	
Little chance	8.3	11.4	16.4	12.5	11.6	
Some chance	6.0	8.1	8.5	11.0	8.1	
Pretty good chance	3.0	3.2	3.8	6.1	3.8	
Very good chance	4.6	4.5	4.7	4.6	4.6	
N of Valid	564	554	342	327	1787	
N of Miss	27	12	15	13	67	

Table 51: What are the chances you would be seen as cool if you: used e-cigarettes, e-cigars or e-hookahs (vaping)?






Response	6	8	10	12	Total	
No or very little chance	85.4	69.9	56.4	59.3	70.2	
Little chance	6.6	10.6	14.3	14.4	10.8	
Some chance	3.9	6.8	10.8	11.6	7.6	
Pretty good chance	1.1	6.1	8.5	5.8	4.9	
Very good chance	3.0	6.5	9.9	8.9	6.5	
N of Valid	560	555	342	327	1784	
N of Miss	31	11	15	13	70	

Table 52: What are the chances you would be seen as cool if you: bullied someone or cyber bullied someone?






Response	6	8	10	12	Total	
No or very little chance	85.4	69.9	56.4	59.3	70.2	
Little chance	6.6	10.6	14.3	14.4	10.8	
Some chance	3.9	6.8	10.8	11.6	7.6	
Pretty good chance	1.1	6.1	8.5	5.8	4.9	
Very good chance	3.0	6.5	9.9	8.9	6.5	
N of Valid	560	555	342	327	1784	
N of Miss	31	11	15	13	70	

Table 53: Think of your four best friends (the friends you feel closest to). In the past year (12 months), how many of your best friends have: participated in clubs, organizations or activities at school?






Response	6	8	10	12	Total	
0	17.6	7.0	10.9	13.2	12.3	
1	13.4	10.3	11.8	16.0	12.6	
2	16.7	17.6	18.5	18.5	17.7	
3	13.0	16.7	14.4	10.8	14.0	
4	39.4	48.4	44.4	41.5	43.5	
N of Valid	569	545	340	325	1779	
N of Miss	22	21	17	15	75	

Table 54: Think of your four best friends (the friends you feel closest to). In the past year (12 months), how many of your best friends have: smoked cigarettes?






Response	6	8	10	12	Total	
0	92.2	79.1	59.9	62.1	76.5	
1	4.4	9.9	16.6	9.8	9.4	
2	1.4	5.0	11.9	11.6	6.4	
3	1.2	2.4	5.6	5.8	3.3	
4	0.7	3.7	5.9	10.7	4.5	
N of Valid	565	545	337	327	1774	
N of Miss	26	21	20	13	80	

Table 55: Think of your four best friends (the friends you feel closest to). In the past year (12 months), how many of your best friends have: tried beer, wine or hard liquor (for example, vodka, whiskey, or gin) when their parents didn't know about it?






Response	6	8	10	12	Total	
0	86.3	60.7	40.9	38.4	61.0	
1	8.3	15.1	16.3	12.2	12.6	
2	3.0	8.9	13.4	15.5	9.1	
3	1.2	4.9	8.0	7.9	4.9	
4	1.2	10.4	21.4	25.9	12.4	
N of Valid	568	549	337	328	1782	
N of Miss	23	17	20	12	72	

Table 56: Think of your four best friends (the friends you feel closest to). In the past year (12 months), how many of your best friends have: used e-cigarettes, e-cigars, or e-hookahs?






Response	6	8	10	12	Total	
0	93.0	78.9	63.9	61.3	77.4	
1	4.2	8.9	16.0	14.7	9.8	
2	1.9	6.7	6.2	10.4	5.8	
3	0.4	1.5	4.1	5.8	2.4	
4	0.5	4.0	9.8	7.7	4.7	
N of Valid	571	549	338	326	1784	
N of Miss	20	17	19	14	70	

Table 57: Think of your four best friends (the friends you feel closest to). In the past year (12 months), how many of your best friends have: used marijuana?






Response	6	8	10	12	Total	
0	96.4	81.1	58.4	49.2	75.8	
1	2.5	9.1	16.2	11.6	8.8	
2	0.5	2.7	7.8	12.5	4.8	
3	0.2	2.9	7.2	9.5	4.1	
4	0.4	4.2	10.5	17.1	6.5	
N of Valid	563	549	334	327	1773	
N of Miss	28	17	23	13	81	

Table 58: Think of your four best friends (the friends you feel closest to). In the past year (12 months), how many of your best friends have: used prescription drugs or non-prescription drugs for the purpose of getting high?






Response	6	8	10	12	Total	
0	95.1	90.9	74.0	76.0	86.3	
1	2.3	4.0	15.5	10.9	6.9	
2	1.4	1.8	5.1	6.4	3.1	
3	0.5	0.9	1.2	3.0	1.2	
4	0.7	2.4	4.2	3.6	2.4	
N of Valid	569	550	335	329	1783	
N of Miss	22	16	22	11	71	

Table 59: Think of your four best friends (the friends you feel closest to). In the past year (12 months), how many of your best friends have: used synthetic marijuana (K2, spice) or bath salts?






Response	6	8	10	12	Total	
0	97.2	93.6	89.3	90.8	93.4	
1	1.2	2.9	4.8	3.4	2.8	
2	0.5	1.3	2.4	2.1	1.4	
3	0.4	0.9	1.2	2.1	1.0	
4	0.7	1.3	2.4	1.5	1.4	
N of Valid	566	549	335	327	1777	
N of Miss	25	17	22	13	77	

Table 60: Think of your four best friends (the friends you feel closest to). In the past year (12 months), how many of your best friends have: used LSD, cocaine, amphetamines, or other illegal drugs?






Response	6	8	10	12	Total	
0	96.8	94.4	90.2	86.5	92.9	
1	1.8	3.5	4.8	6.7	3.8	
2	0.5	0.9	1.8	3.7	1.5	
3	0.4	0.4	0.9	1.8	0.7	
4	0.5	0.9	2.4	1.2	1.1	
N of Valid	567	550	336	326	1779	
N of Miss	24	16	21	14	75	

Table 61: Think of your four best friends (the friends you feel closest to). In the past year (12 months), how many of your best friends have: been bullied?






Response	6	8	10	12	Total	
0	35.3	37.0	51.6	66.0	44.5	
1	26.1	23.9	17.9	15.1	21.8	
2	16.5	15.7	14.9	9.9	14.7	
3	8.2	6.4	5.1	4.6	6.4	
4	14.0	17.1	10.4	4.3	12.5	
N of Valid	564	549	335	324	1772	
N of Miss	27	17	22	16	82	

Table 62: Think of your four best friends (the friends you feel closest to). In the past year (12 months), how many of your best friends have: been suspended from school?






Response	6	8	10	12	Total	
0	68.4	59.0	56.6	66.3	62.9	
1	15.0	19.3	18.0	17.2	17.3	
2	7.8	9.7	12.0	9.2	9.4	
3	3.4	4.0	6.3	5.2	4.5	
4	5.5	8.0	7.2	2.1	6.0	
N of Valid	566	549	334	326	1775	
N of Miss	25	17	23	14	79	

Table 63: Think of your four best friends (the friends you feel closest to). In the past year (12 months), how many of your best friends have: carried a handgun?






Response	6	8	10	12	Total	
0	91.2	86.5	80.0	85.2	86.5	
1	5.3	7.1	9.3	8.6	7.2	
2	1.1	2.7	5.1	2.8	2.6	
3	1.4	0.9	1.5	1.5	1.3	
4	1.1	2.7	4.2	1.8	2.3	
N of Valid	565	549	335	325	1774	
N of Miss	26	17	22	15	80	

Table 64: Think of your four best friends (the friends you feel closest to). In the past year (12 months), how many of your best friends have: sold illegal drugs?






Response	6	8	10	12	Total	
0	97.3	93.2	84.1	84.4	91.2	
1	1.8	3.5	6.3	7.4	4.2	
2	0.7	1.7	3.9	4.9	2.4	
3	0.2	0.6	1.8	2.1	1.0	
4	0.0	1.1	3.9	1.2	1.3	
N of Valid	564	545	334	326	1769	
N of Miss	27	21	23	14	85	

Table 65: Think of your four best friends (the friends you feel closest to). In the past year (12 months), how many of your best friends have: regularly attended religious services?






Response	6	8	10	12	Total	
0	40.8	27.2	25.4	29.8	31.6	
1	10.1	12.0	12.1	11.3	11.3	
2	8.0	17.4	16.0	19.9	14.7	
3	9.7	15.7	14.2	12.0	12.8	
4	31.4	27.7	32.3	27.0	29.6	
N of Valid	547	541	331	326	1745	
N of Miss	44	25	26	14	109	

Table 66: Think of your four best friends (the friends you feel closest to). In the past year (12 months), how many of your best friends have: stolen or tried to steal a motor vehicle such as a car or motorcycle?






Response	6	8	10	12	Total	
0	96.2	92.3	89.6	93.9	93.3	
1	3.3	3.8	6.3	2.5	3.9	
2	0.3	1.5	2.4	2.5	1.5	
3	0.0	1.3	0.9	0.9	0.7	
4	0.2	1.1	0.9	0.3	0.6	
N of Valid	572	549	335	326	1782	
N of Miss	19	17	22	14	72	

Table 67: Think of your four best friends (the friends you feel closest to). In the past year (12 months), how many of your best friends have: been arrested?






Response	6	8	10	12	Total	
0	94.9	86.2	77.3	81.0	86.3	
1	3.9	8.4	11.0	12.9	8.3	
2	0.7	2.7	6.0	2.8	2.7	
3	0.4	1.3	1.5	1.8	1.1	
4	0.2	1.5	4.2	1.5	1.6	
N of Valid	569	549	335	326	1779	
N of Miss	22	17	22	14	75	

Table 68: Think of your four best friends (the friends you feel closest to). In the past year (12 months), how many of your best friends have: dropped out of school?






Response	6	8	10	12	Total	
0	95.6	93.8	89.0	88.9	92.6	
1	3.0	4.7	7.1	7.7	5.2	
2	0.9	0.9	2.1	2.5	1.4	
3	0.2	0.2	0.3	0.9	0.3	
4	0.4	0.4	1.5	0.0	0.5	
N of Valid	569	550	337	325	1781	
N of Miss	22	16	20	15	73	

Table 69: Think of your four best friends (the friends you feel closest to). In the past year (12 months), how many of your best friends have: been members of a gang?






Response	6	8	10	12	Total	
0	93.2	89.0	82.4	91.6	89.6	
1	3.2	4.0	7.2	3.1	4.2	
2	1.2	2.2	3.6	1.5	2.0	
3	1.1	1.1	1.8	0.9	1.2	
4	1.4	3.7	5.1	2.8	3.0	
N of Valid	570	547	335	323	1775	
N of Miss	21	19	22	17	79	

Table 70: How old were you when you first: smoked marijuana?










Response	6	8	10	12	Total	
Never	98.4	90.4	74.6	62.8	84.9	
10 or younger	0.5	0.7	0.9	2.5	1.0	
11	0.9	1.8	1.8	1.2	1.4	
12	0.2	2.6	2.4	1.8	1.6	
13	0.0	3.9	5.9	3.7	3.0	
14	0.0	0.6	7.7	4.3	2.4	
15	0.0	0.0	5.6	8.6	2.6	
16	0.0	0.0	1.2	9.2	1.9	
17 or older	0.0	0.0	0.0	5.8	1.1	
N of Valid	574	541	338	325	1778	
N of Miss	17	25	19	15	76	

Table 71: How old were you when you first: smoked a cigarette, even just a puff?


Response	6	8	10	12	Total	
Never	90.5	79.2	69.7	66.8	78.8	
10 or younger	7.3	7.9	6.2	5.8	7.0	
11	1.9	4.0	3.8	2.8	3.1	
12	0.3	3.1	4.4	5.2	2.9	
13	0.0	4.4	4.7	4.9	3.1	
14	0.0	1.1	6.8	3.4	2.2	
15	0.0	0.2	2.6	4.0	1.3	
16	0.0	0.0	1.5	4.6	1.1	
17 or older	0.0	0.0	0.3	2.5	0.5	
N of Valid	576	544	340	325	1785	
N of Miss	15	22	17	15	69	

Table 72: How old were you when you first: had more than a sip or two of beer, wine or hard liquor (for example, vodka, whiskey, or gin)?

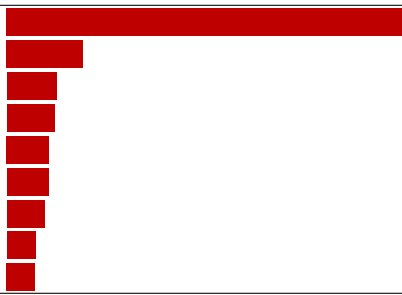
Response	6	8	10	12	Total	
Never	83.8	62.1	47.8	41.8	62.7	
10 or younger	8.9	12.9	10.7	6.5	10.0	
11	6.3	7.3	4.7	2.5	5.6	
12	0.9	8.0	7.4	6.2	5.3	
13	0.0	7.7	6.8	4.3	4.4	
14	0.0	1.6	11.0	9.2	4.3	
15	0.0	0.2	10.1	8.9	3.6	
16	0.0	0.0	1.5	10.5	2.2	
17 or older	0.2	0.2	0.0	10.2	2.0	
N of Valid	575	549	337	325	1786	
N of Miss	16	17	20	15	68	

Table 73: How old were you when you first: began drinking alcoholic beverages regularly, that is, at least once or twice a month?


Response	6	8	10	12	Total	
Never	98.3	90.8	81.7	71.2	87.9	
10 or younger	1.2	1.3	0.3	0.6	1.0	
11	0.2	1.5	1.5	0.0	0.8	
12	0.3	2.4	2.1	2.5	1.7	
13	0.0	3.1	2.4	1.2	1.6	
14	0.0	0.7	4.1	2.2	1.4	
15	0.0	0.0	6.2	6.8	2.4	
16	0.0	0.0	1.8	7.7	1.7	
17 or older	0.0	0.2	0.0	7.7	1.5	
N of Valid	576	544	338	323	1781	
N of Miss	15	22	19	17	73	

Table 74: How old were you when you first: used Pegaramide (peg, Peggy)?


Response	6	8	10	12	Total	
Never	100.0	100.0	100.0	100.0	100.0	
10 or younger	0.0	0.0	0.0	0.0	0.0	
11	0.0	0.0	0.0	0.0	0.0	
12	0.0	0.0	0.0	0.0	0.0	
13	0.0	0.0	0.0	0.0	0.0	
14	0.0	0.0	0.0	0.0	0.0	
15	0.0	0.0	0.0	0.0	0.0	
16	0.0	0.0	0.0	0.0	0.0	
17 or older	0.0	0.0	0.0	0.0	0.0	
N of Valid	558	541	336	324	1759	
N of Miss	33	25	21	16	95	

Table 75: How old were you when you first: got suspended from school?










Response	6	8	10	12	Total	
Never	84.5	76.3	70.7	77.9	78.2	
10 or younger	8.0	8.6	8.3	5.9	7.9	
11	4.9	4.2	1.5	2.5	3.6	
12	2.4	5.5	4.1	0.9	3.4	
13	0.2	4.2	5.9	1.9	2.8	
14	0.0	0.9	3.8	3.4	1.6	
15	0.0	0.0	5.0	1.9	1.3	
16	0.0	0.2	0.6	4.4	1.0	
17 or older	0.0	0.0	0.0	1.2	0.2	
N of Valid	573	544	338	321	1776	
N of Miss	18	22	19	19	78	

Table 76: How old were you when you first: got arrested?










Response	6	8	10	12	Total	
Never	98.3	95.1	92.0	88.9	94.4	
10 or younger	1.0	0.7	0.6	0.3	0.7	
11	0.3	0.7	0.9	0.6	0.6	
12	0.3	1.5	0.0	0.3	0.6	
13	0.0	1.6	1.8	1.5	1.1	
14	0.0	0.4	2.4	1.2	0.8	
15	0.0	0.0	2.4	1.8	0.8	
16	0.0	0.0	0.0	2.5	0.4	
17 or older	0.0	0.0	0.0	2.8	0.5	
N of Valid	578	549	336	325	1788	
N of Miss	13	17	21	15	66	

Table 77: How old were you when you first: carried a handgun?










Response	6	8	10	12	Total	
Never	92.3	90.8	90.0	92.0	91.4	
10 or younger	5.2	2.8	1.8	1.9	3.2	
11	1.6	2.8	1.8	0.6	1.8	
12	0.3	0.9	0.9	0.6	0.7	
13	0.0	1.8	1.5	0.9	1.0	
14	0.0	0.7	1.8	0.0	0.6	
15	0.2	0.2	2.4	0.6	0.7	
16	0.0	0.0	0.0	2.8	0.5	
17 or older	0.3	0.0	0.0	0.6	0.2	
N of Valid	574	544	339	324	1781	
N of Miss	17	22	18	16	73	

Table 78: How old were you when you first: used e-cigarettes, e-cigars, or e-hookahs (vaping)?










Response	6	8	10	12	Total	
Never	95.1	85.0	74.0	74.8	84.3	
10 or younger	2.6	1.1	0.6	0.9	1.5	
11	1.4	2.9	2.1	0.9	1.9	
12	0.9	2.9	2.7	1.5	2.0	
13	0.0	6.4	4.4	3.7	3.5	
14	0.0	1.3	6.8	3.7	2.4	
15	0.0	0.2	8.3	4.6	2.5	
16	0.0	0.0	1.2	7.1	1.5	
17 or older	0.0	0.2	0.0	2.8	0.6	
N of Valid	573	546	339	325	1783	
N of Miss	18	20	18	15	71	

Table 79: How old were you when you first: belonged to a gang?










Response	6	8	10	12	Total	
Never	96.7	96.5	95.9	96.9	96.5	
10 or younger	1.4	0.5	0.6	0.6	0.8	
11	1.4	0.4	0.9	0.0	0.7	
12	0.3	0.5	0.6	0.3	0.4	
13	0.2	1.3	0.3	0.3	0.6	
14	0.0	0.5	1.2	0.0	0.4	
15	0.0	0.2	0.6	0.9	0.3	
16	0.0	0.0	0.0	0.6	0.1	
17 or older	0.0	0.0	0.0	0.3	0.1	
N of Valid	574	548	339	324	1785	
N of Miss	17	18	18	16	69	

Table 80: How old were you when you first: used prescription drugs not prescribed to you?










Response	6	8	10	12	Total	
Never	97.7	94.5	87.6	87.7	93.0	
10 or younger	1.6	1.1	2.1	1.8	1.6	
11	0.7	0.7	0.6	0.0	0.6	
12	0.0	1.5	0.6	0.6	0.7	
13	0.0	1.6	2.9	0.6	1.2	
14	0.0	0.2	2.6	2.8	1.1	
15	0.0	0.4	2.9	0.9	0.8	
16	0.0	0.0	0.6	2.8	0.6	
17 or older	0.0	0.0	0.0	2.8	0.5	
N of Valid	575	546	340	326	1787	
N of Miss	16	20	17	14	67	

Table 81: How wrong do you think it is for someone your age to: take a handgun to school?

Response	6	8	10	12	Total	
Very wrong	90.7	86.1	81.8	88.7	87.2	
Wrong	6.2	9.2	10.3	7.7	8.2	
A little bit wrong	2.6	3.1	4.7	2.5	3.1	
Not at all wrong	0.5	1.6	3.2	1.2	1.5	
N of Valid	578	554	341	326	1799	
N of Miss	13	12	16	14	55	

Table 82: How wrong do you think it is for someone your age to: steal anything?

Response	6	8	10	12	Total	
Very wrong	76.1	61.5	61.6	66.3	67.1	
Wrong	19.5	28.9	28.4	25.5	25.2	
A little bit wrong	3.3	8.3	7.6	6.1	6.2	
Not at all wrong	1.0	1.3	2.3	2.1	1.6	
N of Valid	574	553	341	326	1794	
N of Miss	17	13	16	14	60	

Table 83: How wrong do you think it is for someone your age to: pick a fight with someone?

Response	6	8	10	12	Total	
Very wrong	59.5	42.5	42.6	54.0	50.1	
Wrong	29.5	36.3	31.5	28.2	31.7	
A little bit wrong	8.6	17.5	19.1	15.0	14.5	
Not at all wrong	2.4	3.6	6.8	2.8	3.7	
N of Valid	573	548	340	326	1787	
N of Miss	18	18	17	14	67	

Table 84: How wrong do you think it is for someone your age to: attack someone with the idea of seriously hurting them?





Response	6	8	10	12	Total	
Very wrong	86.5	76.1	69.8	73.3	77.7	
Wrong	8.5	15.2	17.9	17.2	13.9	
A little bit wrong	3.1	6.0	8.8	6.4	5.7	
Not at all wrong	1.9	2.7	3.5	3.1	2.7	
N of Valid	576	553	341	326	1796	
N of Miss	15	13	16	14	58	

Table 85: How wrong do you think it is for someone your age to: stay away from school all day when their parents think they are at school?





Response	6	8	10	12	Total	
Very wrong	82.1	68.9	54.8	54.0	67.7	
Wrong	13.6	19.7	29.9	28.4	21.3	
A little bit wrong	2.4	8.7	11.4	14.2	8.2	
Not at all wrong	1.9	2.7	3.8	3.4	2.8	
N of Valid	574	553	341	324	1792	
N of Miss	17	13	16	16	62	

Table 86: How wrong do you think it is for someone your age to: drink beer, wine or hard liquor (for example, vodka, whiskey, or gin) regularly?





Response	6	8	10	12	Total	
Very wrong	89.6	67.1	49.7	44.1	66.9	
Wrong	6.2	18.6	19.3	18.2	14.7	
A little bit wrong	2.8	10.1	20.5	22.5	12.0	
Not at all wrong	1.4	4.2	10.5	15.1	6.5	
N of Valid	578	553	342	324	1797	
N of Miss	13	13	15	16	57	

Table 87: How wrong do you think it is for someone your age to: smoke cigarettes?





Response	6	8	10	12	Total	
Very wrong	91.7	71.2	58.9	52.9	72.2	
Wrong	4.7	19.6	22.0	20.6	15.4	
A little bit wrong	2.2	4.9	10.9	14.8	7.0	
Not at all wrong	1.4	4.3	8.2	11.7	5.5	
N of Valid	578	552	341	325	1796	
N of Miss	13	14	16	15	58	

Table 88: How wrong do you think it is for someone your age to: smoke marijuana?





Response	6	8	10	12	Total	
Very wrong	93.7	77.4	54.8	49.1	73.2	
Wrong	3.1	11.9	17.6	16.0	10.9	
A little bit wrong	1.6	5.8	14.4	16.4	8.0	
Not at all wrong	1.6	4.9	13.2	18.5	7.9	
N of Valid	573	554	341	324	1792	
N of Miss	18	12	16	16	62	

Table 89: How wrong do you think it is for someone your age to: use prescription drugs or non-prescription drugs for the purpose of getting high?





Response	6	8	10	12	Total	
Very wrong	94.6	87.5	74.2	76.9	85.3	
Wrong	3.5	8.9	15.8	14.2	9.4	
A little bit wrong	1.2	2.2	6.7	5.8	3.4	
Not at all wrong	0.7	1.4	3.2	3.1	1.8	
N of Valid	577	552	341	325	1795	
N of Miss	14	14	16	15	59	

Table 90: How wrong do you think it is for someone your age to: use synthetic marijuana (K2, spice) or bath salts?





Response	6	8	10	12	Total	
Very wrong	95.7	90.1	84.8	85.8	90.1	
Wrong	2.6	7.0	9.6	9.2	6.5	
A little bit wrong	0.9	1.6	3.2	2.8	1.9	
Not at all wrong	0.9	1.3	2.3	2.2	1.5	
N of Valid	578	546	342	325	1791	
N of Miss	13	20	15	15	63	

Table 91: How wrong do you think it is for someone your age to: use LSD, cocaine, amphetamines or another illegal drug?





Response	6	8	10	12	Total	
Very wrong	97.2	92.2	86.5	87.1	91.8	
Wrong	1.4	6.5	8.8	9.5	5.9	
A little bit wrong	0.4	0.2	2.3	1.8	1.0	
Not at all wrong	1.1	1.1	2.3	1.5	1.4	
N of Valid	571	552	341	325	1789	
N of Miss	20	14	16	15	65	

Table 92: How wrong do you think it is for someone your age to: use e-cigarettes, e-cigars or e-hookahs (vaping)?





Response	6	8	10	12	Total	
Very wrong	88.7	72.7	56.8	51.9	71.0	
Wrong	5.9	12.4	14.4	17.3	11.6	
A little bit wrong	3.0	9.5	14.7	15.7	9.5	
Not at all wrong	2.4	5.5	14.1	15.1	7.9	
N of Valid	575	550	340	324	1789	
N of Miss	16	16	17	16	65	

Table 93: At school during the past 12 months, did you receive help from the resource teacher, speech therapist or other special education teacher?

Response	6	8	10	12	Total
No	0.0	0.0	0.0	0.0	0.0
Yes	0.0	0.0	0.0	0.0	0.0
N of Valid	0	0	0	0	0
N of Miss	0	0	0	0	0

Table 94: How many times in the past year (12 months) have you: been suspended from school?

Response	6	8	10	12	Total
Never	85.8	85.4	82.7	88.1	85.5
1 to 2 times	11.0	11.1	13.5	10.7	11.5
3 to 5 times	1.8	2.0	2.1	0.9	1.7
6 to 9 times	0.9	0.4	0.6	0.3	0.6
10+ times	0.5	1.1	1.2	0.0	0.7
N of Valid	571	549	341	327	1788
N of Miss	20	17	16	13	66

Table 95: How many times in the past year (12 months) have you: carried a handgun?

Response	6	8	10	12	Total
Never	93.7	92.1	91.2	92.0	92.4
1 to 2 times	3.3	3.9	3.5	2.8	3.4
3 to 5 times	1.2	1.5	2.1	2.1	1.6
6 to 9 times	0.4	0.9	0.3	1.2	0.7
10+ times	1.4	1.7	2.9	1.8	1.9
N of Valid	570	545	340	326	1781
N of Miss	21	21	17	14	73

Table 96: How many times in the past year (12 months) have you: sold illegal drugs?


Response	6	8	10	12	Total	
Never	99.5	98.5	94.1	95.4	97.4	
1 to 2 times	0.5	0.5	3.8	2.5	1.5	
3 to 5 times	0.0	0.7	0.6	0.6	0.4	
6 to 9 times	0.0	0.0	0.9	0.3	0.2	
10+ times	0.0	0.2	0.6	1.2	0.4	
N of Valid	568	549	340	325	1782	
N of Miss	23	17	17	15	72	

Table 97: How many times in the past year (12 months) have you: stolen or tried to steal a motor vehicle such as a car or motorcycle?


Response	6	8	10	12	Total	
Never	98.8	98.2	96.5	98.1	98.0	
1 to 2 times	0.5	0.7	2.6	1.5	1.2	
3 to 5 times	0.5	0.5	0.9	0.3	0.6	
6 to 9 times	0.2	0.2	0.0	0.0	0.1	
10+ times	0.0	0.4	0.0	0.0	0.1	
N of Valid	572	549	340	323	1784	
N of Miss	19	17	17	17	70	

Table 98: How many times in the past year (12 months) have you: participated in clubs, organizations or activities at school?


Response	6	8	10	12	Total	
Never	39.8	26.8	27.2	38.0	33.1	
1 to 2 times	25.1	20.3	17.3	15.1	20.3	
3 to 5 times	13.8	19.5	17.5	14.5	16.4	
6 to 9 times	3.5	7.8	6.4	9.9	6.6	
10+ times	17.7	25.5	31.6	22.5	23.7	
N of Valid	565	548	342	324	1779	
N of Miss	26	18	15	16	75	

Table 99: How many times in the past year (12 months) have you: been arrested?


Response	6	8	10	12	Total	
Never	98.4	96.0	93.2	93.3	95.7	
1 to 2 times	1.4	3.1	5.6	5.8	3.5	
3 to 5 times	0.2	0.5	0.9	0.6	0.5	
6 to 9 times	0.0	0.4	0.3	0.0	0.2	
10+ times	0.0	0.0	0.0	0.3	0.1	
N of Valid	566	546	339	327	1778	
N of Miss	25	20	18	13	76	

Table 100: How many times in the past year (12 months) have you: attacked someone with the idea of seriously hurting them?


Response	6	8	10	12	Total	
Never	91.8	88.5	88.2	93.2	90.3	
1 to 2 times	6.3	8.4	8.0	4.6	7.0	
3 to 5 times	1.1	1.8	2.4	1.2	1.6	
6 to 9 times	0.2	0.2	0.6	0.6	0.3	
10+ times	0.7	1.1	0.9	0.3	0.8	
N of Valid	570	546	339	324	1779	
N of Miss	21	20	18	16	75	

Table 101: How many times in the past year (12 months) have you: been drunk or high at school?


Response	6	8	10	12	Total	
Never	98.9	93.1	89.0	89.5	93.5	
1 to 2 times	0.9	4.7	5.7	4.3	3.6	
3 to 5 times	0.0	1.5	3.0	2.8	1.5	
6 to 9 times	0.0	0.4	0.9	1.2	0.5	
10+ times	0.2	0.4	1.5	2.2	0.8	
N of Valid	570	550	336	325	1781	
N of Miss	21	16	21	15	73	

Table 102: How many times in the past year (12 months) have you: taken a handgun to school?




Response	6	8	10	12	Total	
Never	99.6	99.6	99.1	99.7	99.6	
1 to 2 times	0.4	0.4	0.3	0.3	0.3	
3 to 5 times	0.0	0.0	0.6	0.0	0.1	
6 to 9 times	0.0	0.0	0.0	0.0	0.0	
10+ times	0.0	0.0	0.0	0.0	0.0	
N of Valid	568	549	338	323	1778	
N of Miss	23	17	19	17	76	

Table 103: How many times in the past year (12 months) have you: used e-cigarettes, e-cigars, or e-hookahs (vaping)?




Response	6	8	10	12	Total	
Never	99.6	99.6	99.1	99.7	99.6	
1 to 2 times	0.4	0.4	0.3	0.3	0.3	
3 to 5 times	0.0	0.0	0.6	0.0	0.1	
6 to 9 times	0.0	0.0	0.0	0.0	0.0	
10+ times	0.0	0.0	0.0	0.0	0.0	
N of Valid	568	549	338	323	1778	
N of Miss	23	17	19	17	76	

Table 104: Are you currently on probation, or assigned a probation officer with Juvenile Court?



Response	6	8	10	12	Total	
No	98.1	97.2	97.0	95.6	97.2	
Yes	1.9	2.8	3.0	4.4	2.8	
N of Valid	430	436	270	250	1386	
N of Miss	161	130	87	90	468	

Table 105: Have you ever belonged to a gang?






Response	6	8	10	12	Total	
No	93.3	92.1	91.4	93.6	92.6	
No, but would like to	1.2	2.3	2.9	0.6	1.8	
Yes, in the past	3.0	3.8	2.7	1.2	2.9	
Yes, belong now	1.9	1.8	2.9	4.3	2.5	
Yes, but would like to get out	0.5	0.0	0.0	0.3	0.2	
N of Valid	565	555	339	327	1786	
N of Miss	26	11	18	13	68	

Table 106: If you have ever belonged to a gang, did that gang have a name?




Response	6	8	10	12	Total	
No	11.1	11.1	12.0	15.3	12.0	
Yes	4.8	6.2	6.0	4.7	5.4	
I have never belonged to a gang	84.1	82.8	82.0	80.0	82.6	
N of Valid	561	552	334	320	1767	
N of Miss	30	14	23	20	87	

Table 107: You are at a party at someone's house, and one of your friends offers you a drink containing alcohol. What would you say or do?





Response	6	8	10	12	Total	
Drink it	4.1	19.8	34.0	39.3	21.1	
Tell your friend, 'No thanks, I don't drink' and suggest that you and your friend go and do something else	42.6	37.7	27.8	23.1	34.7	
Just say, 'No thanks' and walk away	36.3	30.1	30.7	31.8	32.5	
Make up a good excuse, tell your friend you had something else to do, and leave	17.0	12.3	7.5	5.9	11.7	
N of Valid	559	551	335	321	1766	
N of Miss	32	15	22	19	88	

Table 108: How often do you attend religious services or activities?





Response	6	8	10	12	Total	
Never	20.9	12.9	11.6	13.0	15.1	
Rarely	17.7	18.8	16.9	20.7	18.5	
1-2 Times a Month	8.5	12.8	11.9	16.1	11.9	
About Once a Week or More	52.9	55.6	59.6	50.2	54.5	
N of Valid	541	549	337	323	1750	
N of Miss	50	17	20	17	104	

Table 109: I think sometimes it's okay to cheat at school.





Response	6	8	10	12	Total	
NO!	68.1	37.9	19.6	17.3	40.3	
no	23.9	38.5	27.3	31.3	30.4	
yes	6.4	20.7	41.2	39.9	23.5	
YES!	1.6	2.9	11.9	11.5	5.7	
N of Valid	564	551	337	323	1775	
N of Miss	27	15	20	17	79	

Table 110: It is important to think before you act.





Response	6	8	10	12	Total	
NO!	3.0	1.8	1.5	4.4	2.6	
no	1.8	4.5	3.9	3.4	3.3	
yes	18.6	32.1	40.3	38.6	30.6	
YES!	76.5	61.6	54.3	53.6	63.5	
N of Valid	558	552	335	321	1766	
N of Miss	33	14	22	19	88	

Table 111: Sometimes I think that life is not worth it.





Response	6	8	10	12	Total	
NO!	63.6	47.5	37.5	44.5	50.2	
no	17.2	20.3	25.8	31.5	22.4	
yes	11.2	23.0	24.6	18.6	18.8	
YES!	8.0	9.2	12.0	5.4	8.6	
N of Valid	552	543	325	317	1737	
N of Miss	39	23	32	23	117	

Table 112: At times I think I am no good at all.





Response	6	8	10	12	Total	
NO!	41.8	33.2	30.7	36.9	36.1	
no	23.8	22.8	25.3	26.2	24.2	
yes	23.4	31.0	29.5	27.8	27.7	
YES!	11.0	13.0	14.5	9.1	11.9	
N of Valid	555	548	332	320	1755	
N of Miss	36	18	25	20	99	

Table 113: All in all, I am inclined to think that I am a failure.





Response	6	8	10	12	Total	
NO!	61.2	51.9	41.4	45.8	51.7	
no	21.4	24.1	31.4	34.0	26.4	
yes	12.5	18.0	14.8	15.6	15.2	
YES!	4.9	6.1	12.4	4.7	6.7	
N of Valid	551	540	331	321	1743	
N of Miss	40	26	26	19	111	

Table 114: In the past year, have you felt depressed or sad MOST days, even if you felt okay sometimes?

Response	6	8	10	12	Total	
NO!	37.7	34.8	25.7	32.3	33.5	
no	22.2	19.1	25.1	23.5	22.0	
yes	24.1	26.8	30.8	26.6	26.7	
YES!	16.0	19.3	18.4	17.6	17.8	
N of Valid	555	549	331	319	1754	
N of Miss	36	17	26	21	100	

Table 115: It is all right to beat up people if they start the fight.

Response	6	8	10	12	Total	
NO!	45.5	27.8	18.4	24.8	31.1	
no	16.6	20.3	22.1	13.8	18.3	
yes	15.9	24.9	24.8	27.9	22.5	
YES!	22.0	27.0	34.7	33.5	28.1	
N of Valid	560	551	331	319	1761	
N of Miss	31	15	26	21	93	

Table 116: I think it is okay to take something without asking if you can get away with it.

Response	6	8	10	12	Total	
NO!	82.5	68.3	53.9	55.5	67.7	
no	14.3	27.1	36.1	37.7	26.7	
yes	2.3	3.3	7.0	5.3	4.0	
YES!	0.9	1.3	3.0	1.6	1.5	
N of Valid	554	549	330	321	1754	
N of Miss	37	17	27	19	100	

Table 117: Where do you get the most information about living a drug and alcohol free life? Parents/guardians





Response	6	8	10	12	Total	
All the time	59.7	57.3	48.0	56.7	56.2	
Most	15.0	18.1	22.2	18.4	18.0	
Some	10.4	12.6	17.0	14.3	13.1	
Very little	14.8	12.0	12.8	10.6	12.8	
N of Valid	539	541	329	321	1730	
N of Miss	52	25	28	19	124	

Table 118: Where do you get the most information about living a drug and alcohol free life? Friends





Response	6	8	10	12	Total	
All the time	26.1	13.1	12.6	14.6	17.3	
Most	15.0	19.6	14.1	13.3	16.0	
Some	20.7	27.1	30.1	29.8	26.2	
Very little	38.2	40.2	43.3	42.2	40.5	
N of Valid	521	535	326	315	1697	
N of Miss	70	31	31	25	157	

Table 119: Where do you get the most information about living a drug and alcohol free life? Family members





Response	6	8	10	12	Total	
All the time	54.3	46.9	36.6	35.5	45.1	
Most	15.8	21.2	23.8	24.8	20.7	
Some	13.9	17.6	24.1	22.3	18.6	
Very little	16.0	14.3	15.5	17.3	15.6	
N of Valid	525	539	328	318	1710	
N of Miss	66	27	29	22	144	

Table 120: Where do you get the most information about living a drug and alcohol free life? School





Response	6	8	10	12	Total	
All the time	62.9	56.4	39.9	41.2	52.4	
Most	14.6	21.3	22.4	23.4	19.8	
Some	10.1	12.8	21.5	20.6	15.1	
Very little	12.4	9.6	16.3	14.7	12.7	
N of Valid	534	541	331	320	1726	
N of Miss	57	25	26	20	128	

Table 121: Where do you get the most information about living a drug and alcohol free life? Internet





Response	6	8	10	12	Total	
All the time	27.0	21.8	13.8	20.3	21.6	
Most	14.8	14.5	15.9	11.1	14.3	
Some	18.7	26.4	28.4	30.5	25.2	
Very little	39.5	37.2	41.9	38.1	39.0	
N of Valid	519	537	327	315	1698	
N of Miss	72	29	30	25	156	

Table 122: Where do you get the most information about living a drug and alcohol free life? TV





Response	6	8	10	12	Total	
All the time	32.2	24.1	20.4	21.2	25.4	
Most	15.2	16.4	15.2	13.3	15.2	
Some	25.1	30.5	31.9	31.0	29.2	
Very little	27.5	29.0	32.5	34.5	30.2	
N of Valid	534	535	323	316	1708	
N of Miss	57	31	34	24	146	

Table 123: Where do you get the most information about living a drug and alcohol free life? Social media





Response	6	8	10	12	Total	
All the time	19.5	17.9	13.1	20.0	17.9	
Most	13.6	14.6	15.0	11.1	13.7	
Some	20.3	24.4	24.8	25.4	23.4	
Very little	46.6	43.1	47.1	43.5	45.0	
N of Valid	513	536	327	315	1691	
N of Miss	78	30	30	25	163	

Table 124: How much do you think people risk harming themselves (physically or in other ways) if they: smoked one or more packs of cigarettes per day?





Response	6	8	10	12	Total	
No risk	21.5	12.0	10.2	12.4	14.8	
Slight risk	7.1	8.3	8.7	9.6	8.2	
Moderate risk	14.4	21.9	21.4	20.1	19.1	
Great risk	57.0	57.8	59.6	58.0	57.9	
N of Valid	549	540	322	314	1725	
N of Miss	42	26	35	26	129	

Table 125: How much do you think people risk harming themselves (physically or in other ways) if they: try marijuana once or twice?





Response	6	8	10	12	Total	
No risk	23.6	23.1	35.6	39.6	28.6	
Slight risk	19.2	27.8	29.7	29.1	25.7	
Moderate risk	22.5	23.7	16.2	11.8	19.8	
Great risk	34.7	25.4	18.4	19.5	25.9	
N of Valid	542	540	320	313	1715	
N of Miss	49	26	37	27	139	

Table 126: How much do you think people risk harming themselves (physically or in other ways) if they: smoke marijuana once or twice a week?


Response	6	8	10	12	Total	
No risk	22.2	17.4	26.8	35.1	23.9	
Slight risk	9.2	16.2	18.0	20.8	15.2	
Moderate risk	18.9	25.7	27.4	18.5	22.6	
Great risk	49.7	40.7	27.8	25.6	38.4	
N of Valid	541	536	317	313	1707	
N of Miss	50	30	40	27	147	

Table 127: How much do you think people risk harming themselves (physically or in other ways) if they: take one or two drinks of an alcoholic beverage (beer, wine, liquor) nearly every day?


Response	6	8	10	12	Total	
No risk	21.9	15.9	15.0	19.3	18.2	
Slight risk	14.7	22.6	18.7	25.4	19.9	
Moderate risk	21.4	26.7	30.8	23.2	25.1	
Great risk	42.0	34.9	35.5	32.2	36.8	
N of Valid	543	536	321	311	1711	
N of Miss	48	30	36	29	143	

Table 128: How much do you think people risk harming themselves (physically or in other ways) if they: have five or more drinks of an alcoholic beverage once or twice a weekend?


Response	6	8	10	12	Total	
No risk	20.6	12.7	15.7	16.7	16.5	
Slight risk	10.3	14.2	15.4	16.7	13.6	
Moderate risk	17.1	27.1	26.6	26.6	23.7	
Great risk	52.1	46.1	42.3	40.1	46.2	
N of Valid	545	536	319	312	1712	
N of Miss	46	30	38	28	142	

Table 129: How much do you think people risk harming themselves (physically or in other ways) if they: use prescription drugs that are not prescribed to them?


Response	6	8	10	12	Total	
No risk	20.6	12.9	11.6	9.9	14.5	
Slight risk	5.2	6.0	12.2	10.9	7.8	
Moderate risk	14.1	19.1	22.6	17.3	17.8	
Great risk	60.1	62.1	53.6	62.0	59.8	
N of Valid	539	535	319	313	1706	
N of Miss	52	31	38	27	148	

Table 130: How much do you think people risk harming themselves (physically or in other ways) if they: use non-prescription drugs to get high?


Response	6	8	10	12	Total	
No risk	20.5	12.1	11.3	10.6	14.4	
Slight risk	2.8	5.2	8.5	7.4	5.5	
Moderate risk	14.8	16.4	20.4	20.5	17.4	
Great risk	61.9	66.2	59.7	61.5	62.8	
N of Valid	541	535	318	312	1706	
N of Miss	50	31	39	28	148	

Table 131: How much do you think people risk harming themselves (physically or in other ways) if they: use e-cigarettes, e-cigars, or e-hookahs?


Response	6	8	10	12	Total	
No risk	22.6	21.6	28.9	26.7	24.2	
Slight risk	13.9	24.0	26.7	33.8	23.1	
Moderate risk	17.6	23.1	18.1	15.8	19.1	
Great risk	45.9	31.3	26.3	23.8	33.6	
N of Valid	540	537	315	311	1703	
N of Miss	51	29	42	29	151	

Table 132: Have you ever used smokeless tobacco (chew, snuff, plug, dipping tobacco, or chewing tobacco)?

Response	6	8	10	12	Total	
Never	93.2	87.0	81.6	80.8	86.8	
Once or Twice	5.2	7.5	8.1	9.1	7.2	
Once in a while but not regularly	1.1	2.0	3.1	2.8	2.1	
Regularly in the past	0.4	2.4	3.8	2.2	2.0	
Regularly now	0.2	1.1	3.4	5.0	2.0	
N of Valid	556	545	320	318	1739	
N of Miss	35	21	37	22	115	

Table 133: How often have you used smokeless tobacco during the past 30 days?

Response	6	8	10	12	Total	
Not at all	98.0	94.7	91.5	90.9	94.5	
Once or twice	1.3	2.8	2.5	2.5	2.2	
Once or twice per week	0.2	1.1	0.9	0.6	0.7	
Three to five times per week	0.0	0.4	1.6	0.0	0.4	
About once a day	0.4	0.4	0.9	0.9	0.6	
More than once a day	0.2	0.7	2.5	5.0	1.7	
N of Valid	555	543	319	318	1735	
N of Miss	36	23	38	22	119	

Table 134: Have you ever smoked cigarettes?

Response	6	8	10	12	Total	
Never	90.3	79.2	72.3	66.6	79.1	
Once or Twice	7.6	13.5	15.4	14.1	12.0	
Once in a while but not regularly	1.1	3.3	6.3	8.4	4.1	
Regularly in the past	0.7	2.2	2.5	3.1	2.0	
Regularly now	0.4	1.8	3.5	7.8	2.8	
N of Valid	555	542	318	320	1735	
N of Miss	36	24	39	20	119	

Table 135: How frequently have you smoked cigarettes during the past 30 days?


Response	6	8	10	12	Total	
Not at all	98.4	93.6	90.3	84.9	92.9	
Less than one cigarette per day	0.5	3.3	6.0	6.6	3.5	
One to five cigarettes per day	0.7	2.6	1.6	3.8	2.0	
About one-half pack per day	0.0	0.4	1.3	2.2	0.7	
About one pack per day	0.2	0.2	0.3	2.2	0.6	
About one and one-half packs per day	0.0	0.0	0.6	0.3	0.2	
Two packs or more per day	0.2	0.0	0.0	0.0	0.1	
N of Valid	557	543	318	317	1735	
N of Miss	34	23	39	23	119	

Table 136: Which statement best describes rules about smoking inside your home or your family cars?


Response	6	8	10	12	Total	
Smoking is not allowed anywhere inside your home or cars	62.2	61.5	67.9	67.2	63.9	
Smoking is allowed in some places and at some times or in some cars	9.7	13.6	9.8	9.9	11.0	
Smoking is allowed anywhere inside the home or cars	3.1	3.9	3.5	2.5	3.3	
There are no rules about smoking inside the home or cars	3.6	6.1	4.1	8.0	5.3	
I don't know	21.4	14.9	14.6	12.4	16.5	
N of Valid	548	537	315	314	1714	
N of Miss	43	29	42	26	140	

Table 137: Have you ever used e-cigarettes, e-cigars, or e-hookahs (vaping)?


Response	6	8	10	12	Total	
Never	93.1	81.4	70.3	67.6	80.6	
Once or Twice	4.4	9.7	10.4	15.9	9.2	
Once in a while but not regularly	1.8	5.4	11.7	8.6	6.0	
Regularly in the past	0.2	1.7	5.1	5.4	2.5	
Regularly now	0.5	1.9	2.5	2.5	1.7	
N of Valid	551	537	316	315	1719	
N of Miss	40	29	41	25	135	

Table 138: How frequently have you used e-cigarettes, e-cigars, or e-hookahs (vaping)?








Response	6	8	10	12	Total	
Not at all	96.5	90.7	82.1	86.8	90.2	
Less than 10 puffs per day	2.0	5.9	12.5	7.4	6.2	
10 to 50 puffs per day	0.9	2.2	2.6	3.9	2.2	
About one-half cartomiser per day	0.0	0.4	1.6	1.3	0.6	
About one cartomiser per day	0.2	0.4	0.0	0.0	0.2	
About one and one-half cartomisers per day	0.2	0.0	0.3	0.3	0.2	
Two cartomisers or more per day	0.2	0.4	1.0	0.3	0.4	
N of Valid	539	538	313	310	1700	
N of Miss	52	28	44	30	154	

Table 139: During this school year, were you taught in any of your classes about the dangers of tobacco use?






Response	6	8	10	12	Total	
Never	27.5	19.7	37.2	44.5	29.9	
Rarely	12.0	19.7	22.4	19.5	17.7	
Sometimes	19.4	23.5	19.9	18.8	20.7	
Often	19.0	21.0	9.3	9.7	16.2	
Almost always	22.0	16.1	11.2	7.5	15.5	
N of Valid	541	533	312	308	1694	
N of Miss	50	33	45	32	160	

Table 140: During the past 12 months, have you participated in any community activities to discourage people your age from using cigarettes, chewing tobacco, snuff, dip or cigars, e-cigarettes, e-cigars, or e-hookahs?






Response	6	8	10	12	Total	
Never	62.0	65.1	68.5	77.2	66.9	
Rarely	13.2	14.8	15.9	10.1	13.6	
Sometimes	10.5	10.3	7.5	7.8	9.4	
Often	7.0	6.0	3.6	2.0	5.1	
Almost always	7.3	3.8	4.5	2.9	4.9	
N of Valid	531	533	308	307	1679	
N of Miss	60	33	49	33	175	

Table 141: Think back over the last two weeks. How many times have you had five or more alcoholic drinks in a row?


Response	6	8	10	12	Total	
None	97.2	89.8	87.2	82.4	90.3	
Once	1.9	5.3	4.8	4.2	3.9	
Twice	0.4	1.9	1.9	4.2	1.8	
3-5 times	0.4	2.3	3.5	5.1	2.4	
6-9 times	0.2	0.2	1.0	1.6	0.6	
10 or more times	0.0	0.6	1.6	2.6	0.9	
N of Valid	540	529	312	312	1693	
N of Miss	51	37	45	28	161	

Table 142: During the past 30 days, how many times did you ride in a car or other vehicle driven by someone who had been drinking alcohol or using drugs to get high?


Response	6	8	10	12	Total	
0 times	88.4	80.1	82.3	76.9	82.5	
1 time	4.3	8.4	7.7	5.8	6.5	
2 or 3 times	3.6	5.3	4.2	10.6	5.5	
4 or 5 times	0.2	2.3	2.3	2.6	1.7	
6 or more times	3.6	3.9	3.5	4.2	3.8	
N of Valid	534	533	310	312	1689	
N of Miss	57	33	47	28	165	

Table 143: During the past 30 days, how many times did you drive a car or other vehicle when you had been drinking alcohol or using drugs to get high?


Response	6	8	10	12	Total	
I did not drive a car in the past 30 days	45.2	48.4	44.2	25.8	42.4	
0 times	53.3	48.7	52.2	65.5	53.9	
1 time	1.0	1.0	2.3	3.2	1.6	
2 or 3 times	0.4	0.4	0.7	2.3	0.8	
4 or 5 times	0.0	1.2	0.7	1.9	0.8	
6 or more times	0.2	0.4	0.0	1.3	0.4	
N of Valid	522	517	301	310	1650	
N of Miss	69	49	56	30	204	

Table 144: If you drank alcohol (not just a sip or taste) in the past year, where did you usually drink it?











Response	6	8	10	12	Total	
I did not drink alcohol in the past year	91.4	76.8	65.5	59.1	76.2	
At my home	3.4	10.2	13.2	11.1	8.8	
At someone else's home	2.9	9.7	14.9	22.1	10.7	
At an open area like a park, beach, field, back road, woods, or a street corner	1.0	2.1	4.1	5.0	2.6	
At a sporting event or concert	0.0	0.0	0.3	0.3	0.1	
At a restaurant, bar, or a nightclub	0.2	0.2	1.0	0.3	0.4	
At an empty building or a construction site	0.2	0.0	0.0	0.0	0.1	
At a hotel/motel	0.2	0.6	0.7	0.7	0.5	
An a car	0.8	0.2	0.0	1.3	0.6	
At school	0.0	0.2	0.3	0.0	0.1	
N of Valid	522	518	296	298	1634	
N of Miss	69	48	61	42	220	

Table 145: How do you feel about someone your age having one or two drinks of an alcoholic beverage nearly every day?





Response	6	8	10	12	Total	
Neither approve nor disapprove	28.4	25.6	39.0	38.6	31.4	
Somewhat disapprove	6.1	17.6	21.1	21.8	15.4	
Strongly disapprove	46.4	40.2	26.6	22.4	36.3	
Don't know or can't say	19.2	16.6	13.3	17.2	16.9	
N of Valid	522	523	308	308	1661	
N of Miss	69	43	49	32	193	

Table 146: On how many occasions have you had alcoholic beverages (beer, wine or hard liquor) to drink in your lifetime - more than just a few sips?






Response	6	8	10	12	Total	
0	87.9	71.1	59.1	51.0	70.6	
1-2	8.0	13.5	14.3	13.1	11.8	
3-5	1.7	7.3	8.1	10.5	6.2	
6-9	1.1	2.4	5.5	3.6	2.8	
10+	1.3	5.6	13.0	21.9	8.5	
N of Valid	539	532	308	306	1685	
N of Miss	52	34	49	34	169	

Table 147: On how many occasions have you drunk one of more drinks of an alcoholic beverage during the past 30 days?


Response	6	8	10	12	Total	
0	96.6	89.6	83.7	74.5	88.0	
1-2	2.8	7.2	9.1	14.4	7.4	
3-5	0.4	2.1	4.6	4.6	2.4	
6-9	0.0	0.6	0.3	2.6	0.7	
10+	0.2	0.6	2.3	3.9	1.4	
N of Valid	536	531	307	306	1680	
N of Miss	55	35	50	34	174	

Table 148: On how many occasions have you used marijuana (grass, pot) or hashish (hash, hash oil) in your lifetime?


Response	6	8	10	12	Total	
0	98.5	90.1	80.3	69.5	87.2	
1-2	0.9	4.4	3.6	7.9	3.8	
3-5	0.0	1.5	5.2	4.3	2.2	
6-9	0.2	1.0	2.6	3.3	1.4	
10+	0.4	3.0	8.2	15.1	5.3	
N of Valid	534	526	305	305	1670	
N of Miss	57	40	52	35	184	

Table 149: On how many occasions have you used marijuana (grass, pot) or hashish (hash, hash oil) during the past 30 days?


Response	6	8	10	12	Total	
0	99.4	96.0	89.9	85.0	94.0	
1-2	0.4	1.9	3.3	5.6	2.3	
3-5	0.0	0.9	2.0	2.9	1.2	
6-9	0.0	0.4	0.7	0.7	0.4	
10+	0.2	0.8	4.2	5.9	2.1	
N of Valid	538	528	306	306	1678	
N of Miss	53	38	51	34	176	

Table 150: On how many occasions have you used LSD or other psychedelics in your lifetime?


Response	6	8	10	12	Total	
0	99.8	99.2	97.7	97.7	98.9	
1-2	0.2	0.0	1.3	1.6	0.6	
3-5	0.0	0.4	0.3	0.3	0.2	
6-9	0.0	0.0	0.0	0.3	0.1	
10+	0.0	0.4	0.7	0.0	0.2	
N of Valid	529	523	303	306	1661	
N of Miss	62	43	54	34	193	

Table 151: On how many occasions have you used LSD or other psychedelics during the past 30 days?


Response	6	8	10	12	Total	
0	100.0	99.4	99.3	99.7	99.6	
1-2	0.0	0.2	0.7	0.3	0.2	
3-5	0.0	0.0	0.0	0.0	0.0	
6-9	0.0	0.0	0.0	0.0	0.0	
10+	0.0	0.4	0.0	0.0	0.1	
N of Valid	526	523	307	306	1662	
N of Miss	65	43	50	34	192	

Table 152: On how many occasions have you used cocaine or crack in your lifetime?


Response	6	8	10	12	Total	
0	99.4	99.2	98.4	97.7	98.9	
1-2	0.0	0.2	1.0	1.3	0.5	
3-5	0.6	0.0	0.0	0.7	0.3	
6-9	0.0	0.2	0.3	0.0	0.1	
10+	0.0	0.4	0.3	0.3	0.2	
N of Valid	535	525	307	306	1673	
N of Miss	56	41	50	34	181	

Table 153: On how many occasions have you used cocaine or crack during the past 30 days?

Response	6	8	10	12	Total	
0	99.6	99.6	99.3	99.7	99.6	
1-2	0.4	0.0	0.3	0.0	0.2	
3-5	0.0	0.0	0.0	0.0	0.0	
6-9	0.0	0.0	0.3	0.3	0.1	
10+	0.0	0.4	0.0	0.0	0.1	
N of Valid	530	521	305	307	1663	
N of Miss	61	45	52	33	191	

Table 154: On how many occasions have you sniffed glue, breathed the contents of an aerosol spray can, or inhaled other gases or sprays, in order to get high in your lifetime?

Response	6	8	10	12	Total	
0	95.9	91.4	89.9	95.8	93.4	
1-2	2.4	5.9	5.5	2.0	4.0	
3-5	0.2	1.1	0.7	1.3	0.8	
6-9	0.8	0.6	0.7	0.7	0.7	
10+	0.8	1.0	3.3	0.3	1.2	
N of Valid	532	526	307	307	1672	
N of Miss	59	40	50	33	182	

Table 155: On how many occasions have you sniffed glue, breathed the contents of an aerosol spray can, or inhaled other gases or sprays, in order to get high during the past 30 days?

Response	6	8	10	12	Total	
0	98.3	96.8	95.4	98.7	97.4	
1-2	1.1	2.1	2.3	1.3	1.7	
3-5	0.2	0.6	0.7	0.0	0.4	
6-9	0.0	0.0	0.0	0.0	0.0	
10+	0.4	0.6	1.6	0.0	0.6	
N of Valid	532	525	305	305	1667	
N of Miss	59	41	52	35	187	

Table 156: On how many occasions have you used Pegaramide (peg, Peggy, etc.) in your lifetime?


Response	6	8	10	12	Total	
0	100.0	100.0	100.0	100.0	100.0	
1-2	0.0	0.0	0.0	0.0	0.0	
3-5	0.0	0.0	0.0	0.0	0.0	
6-9	0.0	0.0	0.0	0.0	0.0	
10+	0.0	0.0	0.0	0.0	0.0	
N of Valid	525	523	306	305	1659	
N of Miss	66	43	51	35	195	

Table 157: On how many occasions have you used Pegaramide (peg, Peggy, etc.) during the past 30 days?


Response	6	8	10	12	Total	
0	100.0	100.0	100.0	100.0	100.0	
1-2	0.0	0.0	0.0	0.0	0.0	
3-5	0.0	0.0	0.0	0.0	0.0	
6-9	0.0	0.0	0.0	0.0	0.0	
10+	0.0	0.0	0.0	0.0	0.0	
N of Valid	526	523	305	305	1659	
N of Miss	65	43	52	35	195	

Table 158: On how many occasions have you used synthetic marijuana (K2, spice) in your lifetime?






Response	6	8	10	12	Total	
0	99.6	97.1	98.0	96.4	98.0	
1-2	0.4	2.3	1.0	2.3	1.4	
3-5	0.0	0.2	1.0	0.3	0.3	
6-9	0.0	0.2	0.0	0.3	0.1	
10+	0.0	0.2	0.0	0.7	0.2	
N of Valid	527	523	306	303	1659	
N of Miss	64	43	51	37	195	

Table 159: On how many occasions have you used synthetic marijuana (K2, spice) during the past 30 days?


Response	6	8	10	12	Total	
0	99.8	99.4	100.0	99.0	99.6	
1-2	0.2	0.2	0.0	1.0	0.3	
3-5	0.0	0.0	0.0	0.0	0.0	
6-9	0.0	0.2	0.0	0.0	0.1	
10+	0.0	0.2	0.0	0.0	0.1	
N of Valid	527	521	306	304	1658	
N of Miss	64	45	51	36	196	

Table 160: On how many occasions have you used methamphetamines (meth, speed, crank, crystal meth) in your lifetime?


Response	6	8	10	12	Total	
0	99.6	99.2	99.0	98.7	99.2	
1-2	0.2	0.4	0.7	0.3	0.4	
3-5	0.0	0.2	0.0	0.0	0.1	
6-9	0.0	0.0	0.0	0.3	0.1	
10+	0.2	0.2	0.3	0.7	0.3	
N of Valid	528	523	305	304	1660	
N of Miss	63	43	52	36	194	

Table 161: On how many occasions have you used methamphetamines (meth, speed, crank, crystal meth) in the past 30 days?


Response	6	8	10	12	Total	
0	100.0	99.8	100.0	99.7	99.9	
1-2	0.0	0.0	0.0	0.0	0.0	
3-5	0.0	0.0	0.0	0.3	0.1	
6-9	0.0	0.0	0.0	0.0	0.0	
10+	0.0	0.2	0.0	0.0	0.1	
N of Valid	524	524	303	303	1654	
N of Miss	67	42	54	37	200	

Table 162: On how many occasions have you used other chemical products (bath salts, plant food, etc.) in your lifetime?






Response	6	8	10	12	Total	
0	98.1	96.8	98.4	99.7	98.0	
1-2	0.4	2.1	0.7	0.3	1.0	
3-5	0.8	1.0	0.7	0.0	0.7	
6-9	0.2	0.0	0.0	0.0	0.1	
10+	0.6	0.2	0.3	0.0	0.3	
N of Valid	524	524	304	304	1656	
N of Miss	67	42	53	36	198	

Table 163: On how many occasions have you used other chemical products (bath salts, plant food, etc.) during the past 30 days?






Response	6	8	10	12	Total	
0	98.5	98.3	99.3	100.0	98.8	
1-2	0.8	1.3	0.0	0.0	0.7	
3-5	0.2	0.2	0.7	0.0	0.2	
6-9	0.2	0.0	0.0	0.0	0.1	
10+	0.4	0.2	0.0	0.0	0.2	
N of Valid	521	520	304	302	1647	
N of Miss	70	46	53	38	207	

Table 164: On how many occasions have you used heroin or other opiates in your lifetime?






Response	6	8	10	12	Total	
0	99.6	99.2	99.7	98.0	99.2	
1-2	0.4	0.6	0.3	1.0	0.5	
3-5	0.0	0.0	0.0	0.3	0.1	
6-9	0.0	0.0	0.0	0.3	0.1	
10+	0.0	0.2	0.0	0.3	0.1	
N of Valid	520	522	305	302	1649	
N of Miss	71	44	52	38	205	

Table 165: On how many occasions have you used heroin or other opiates during the past 30 days?




Response	6	8	10	12	Total	
0	99.4	99.8	99.7	99.7	99.6	
1-2	0.6	0.0	0.3	0.3	0.3	
3-5	0.0	0.0	0.0	0.0	0.0	
6-9	0.0	0.0	0.0	0.0	0.0	
10+	0.0	0.2	0.0	0.0	0.1	
N of Valid	520	520	305	303	1648	
N of Miss	71	46	52	37	206	

Table 166: On how many occasions have you used MDMA ('X', 'E', or ecstasy) in your lifetime?






Response	6	8	10	12	Total	
0	99.2	99.4	99.7	97.4	99.0	
1-2	0.4	0.4	0.3	2.0	0.7	
3-5	0.4	0.0	0.0	0.0	0.1	
6-9	0.0	0.2	0.0	0.3	0.1	
10+	0.0	0.0	0.0	0.3	0.1	
N of Valid	518	522	304	304	1648	
N of Miss	73	44	53	36	206	

Table 167: On how many occasions have you used MDMA ('X', 'E', or ecstasy) during the past 30 days?



Response	6	8	10	12	Total	
0	99.6	100.0	99.7	99.7	99.8	
1-2	0.4	0.0	0.3	0.3	0.2	
3-5	0.0	0.0	0.0	0.0	0.0	
6-9	0.0	0.0	0.0	0.0	0.0	
10+	0.0	0.0	0.0	0.0	0.0	
N of Valid	522	520	302	302	1646	
N of Miss	69	46	55	38	208	

Table 168: On how many occasions have you taken prescription drugs (such as Valium, Xanax, Ritalin, Adderall, OxyContin, Tramadol, or sleeping pills) not prescribed to you in your lifetime?


Response	6	8	10	12	Total	
0	97.5	92.9	89.5	90.1	93.2	
1-2	1.0	3.1	5.3	3.6	2.9	
3-5	1.0	2.1	3.6	1.3	1.9	
6-9	0.0	0.4	1.0	1.7	0.6	
10+	0.6	1.5	0.7	3.3	1.4	
N of Valid	519	522	304	302	1647	
N of Miss	72	44	53	38	207	

Table 169: On how many occasions have you taken prescription drugs (such as Valium, Xanax, Ritalin, Adderall, OxyContin, Tramadol, or sleeping pills) not prescribed to you during the past 30 days?


Response	6	8	10	12	Total	
0	98.8	96.7	96.0	97.0	97.3	
1-2	0.6	2.1	1.7	1.7	1.5	
3-5	0.2	0.6	2.0	1.0	0.8	
6-9	0.0	0.4	0.0	0.0	0.1	
10+	0.4	0.2	0.3	0.3	0.3	
N of Valid	520	522	303	302	1647	
N of Miss	71	44	54	38	207	

Table 170: On how many occasions have you taken non-prescription medicines such as diet pills (for example, Dietac, Dexatrim or Prolamine), stay-awake pills (for example No-Doz, Vivarin, or Wake), or cough or cold medicines (robos, DXM, etc.) to get high in your lifetime?


Response	6	8	10	12	Total	
0	98.9	97.7	95.7	94.7	97.2	
1-2	0.6	0.6	2.3	1.7	1.1	
3-5	0.2	0.8	1.6	1.7	0.9	
6-9	0.2	0.2	0.3	1.0	0.4	
10+	0.2	0.8	0.0	1.0	0.5	
N of Valid	523	522	304	303	1652	
N of Miss	68	44	53	37	202	

Table 171: On how many occasions have you taken non-prescription medicines such as diet pills (for example, Dietac, Dexatrim or Prolamine), stay-awake pills (for example No-Doz, Vivarin, or Wake), or cough or cold medicines (robos, DXM, etc.) to get high during the past 30 days?






Response	6	8	10	12	Total	
0	98.8	99.0	98.0	98.3	98.7	
1-2	1.0	0.6	1.3	1.0	0.9	
3-5	0.0	0.4	0.7	0.3	0.3	
6-9	0.0	0.0	0.0	0.3	0.1	
10+	0.2	0.0	0.0	0.0	0.1	
N of Valid	519	520	302	302	1643	
N of Miss	72	46	55	38	211	

Table 172: On how many occasions have you been drunk or very high from drinking alcoholic beverages during the past 30 days?






Response	6	8	10	12	Total	
0	98.5	96.2	91.7	85.5	94.1	
1-2	1.5	2.5	5.0	7.6	3.6	
3-5	0.0	1.2	1.3	3.6	1.3	
6-9	0.0	0.0	0.7	0.7	0.2	
10+	0.0	0.2	1.3	2.6	0.8	
N of Valid	518	521	300	304	1643	
N of Miss	73	45	57	36	211	

Table 173: On how many occasions have you drunk flavored alcoholic beverages, sometimes called 'alcopops' (like Mike's Hard Lemonade, Smirnoff Ice, Bacardi Breezers, etc.) in your lifetime?






Response	6	8	10	12	Total	
0	96.0	84.1	76.6	71.4	84.1	
1-2	2.9	9.4	8.9	6.6	6.7	
3-5	0.6	3.1	4.6	3.6	2.7	
6-9	0.4	0.8	3.0	4.3	1.7	
10+	0.2	2.7	6.9	14.1	4.8	
N of Valid	523	521	304	304	1652	
N of Miss	68	45	53	36	202	

Table 174: On how many occasions have you drunk flavored alcoholic beverages, sometimes called 'alcopops' (like Mike's Hard Lemonade, Smirnoff Ice, Bacardi Breezers, etc.) during the past 30 days?






Response	6	8	10	12	Total	
0	98.7	93.6	91.1	84.2	93.0	
1-2	0.4	4.2	4.3	7.9	3.7	
3-5	0.8	1.2	2.6	4.3	1.9	
6-9	0.2	0.4	1.0	0.7	0.5	
10+	0.0	0.6	1.0	3.0	0.9	
N of Valid	523	519	302	304	1648	
N of Miss	68	47	55	36	206	

Table 175: If you smoked cigarettes (not just a puff or drag) in the past year, how did you usually get them?













Response	6	8	10	12	Total	
I did not smoke cigarettes in the past year	95.3	88.8	86.0	75.0	87.7	
I bought them myself with a fake ID	0.0	0.4	0.7	0.0	0.2	
I bought them myself without a fake ID	0.0	0.0	0.0	5.0	0.9	
I got them from someone I know age 18 or older	0.2	3.2	4.8	10.3	3.9	
I got them from someone I know under age 18	0.4	2.2	1.7	2.0	1.5	
I got them from my brother or sister	0.0	0.8	0.3	1.0	0.5	
I got them from home with my parents' permission	0.2	0.0	0.7	0.7	0.3	
I got them from home without my parents' permission	0.8	1.2	1.4	0.7	1.0	
I got them from another relative	0.4	1.0	1.4	0.7	0.8	
A stranger bought them for me	0.2	0.0	0.3	0.0	0.1	
I took them from a store or shop	0.2	0.2	0.0	0.3	0.2	
Other	2.4	2.4	2.7	4.3	2.8	
N of Valid	508	507	292	300	1607	
N of Miss	83	59	65	40	247	

Table 176: If you used e-cigarettes, e-cigars, or e-hookahs (not just a puff or drag) in the past year, how did you usually get them? - I did not use e-cigarettes, e-cigars, or e-hookahs in the past year



Response	6	8	10	12	Total	
No	4.3	11.8	17.5	19.3	11.9	
Yes	95.7	88.2	82.5	80.7	88.1	
N of Valid	509	508	292	301	1610	
N of Miss	0	0	0	0	0	

Table 177: If you used e-cigarettes, e-cigars, or e-hookahs (not just a puff or drag) in the past year, how did you usually get them? - I bought them in a store such as a convenience store, supermarket, discount store, or gas station



Response	6	8	10	12	Total	
No	99.6	99.2	98.6	97.3	98.9	
Yes	0.4	0.8	1.4	2.7	1.1	
N of Valid	509	508	292	301	1610	
N of Miss	0	0	0	0	0	

Table 178: If you used e-cigarettes, e-cigars, or e-hookahs (not just a puff or drag) in the past year, how did you usually get them? - I got them on the Internet



Response	6	8	10	12	Total	
No	99.8	99.2	98.6	97.3	98.9	
Yes	0.2	0.8	1.4	2.7	1.1	
N of Valid	509	508	292	301	1610	
N of Miss	0	0	0	0	0	

Table 179: If you used e-cigarettes, e-cigars, or e-hookahs (not just a puff or drag) in the past year, how did you usually get them? - I got them at a store that sells electronic cigarettes, such as a "vape shop"



Response	6	8	10	12	Total	
No	99.4	99.2	99.3	97.7	99.0	
Yes	0.6	0.8	0.7	2.3	1.0	
N of Valid	509	508	292	301	1610	
N of Miss	0	0	0	0	0	

Table 180: If you used e-cigarettes, e-cigars, or e-hookahs (not just a puff or drag) in the past year, how did you usually get them? - I got them from a family member



Response	6	8	10	12	Total	
No	99.0	97.2	95.5	98.3	97.7	
Yes	1.0	2.8	4.5	1.7	2.3	
N of Valid	509	508	292	301	1610	
N of Miss	0	0	0	0	0	

Table 181: If you used e-cigarettes, e-cigars, or e-hookahs (not just a puff or drag) in the past year, how did you usually get them? - I got them from a friend



Response	6	8	10	12	Total	
No	99.0	94.7	90.8	92.7	95.0	
Yes	1.0	5.3	9.2	7.3	5.0	
N of Valid	509	508	292	301	1610	
N of Miss	0	0	0	0	0	

Table 182: If you used e-cigarettes, e-cigars, or e-hookahs (not just a puff or drag) in the past year, how did you usually get them? - A stranger got them for me



Response	6	8	10	12	Total	
No	100.0	100.0	99.7	99.7	99.9	
Yes	0.0	0.0	0.3	0.3	0.1	
N of Valid	509	508	292	301	1610	
N of Miss	0	0	0	0	0	

Table 183: If you used e-cigarettes, e-cigars, or e-hookahs (not just a puff or drag) in the past year, how did you usually get them? - I took them from a store or shop



Response	6	8	10	12	Total	
No	100.0	100.0	100.0	99.7	99.9	
Yes	0.0	0.0	0.0	0.3	0.1	
N of Valid	509	508	292	301	1610	
N of Miss	0	0	0	0	0	

Table 184: If you used e-cigarettes, e-cigars, or e-hookahs (not just a puff or drag) in the past year, how did you usually get them? - I got them some other way



Response	6	8	10	12	Total	
No	98.2	97.2	98.6	98.0	98.0	
Yes	1.8	2.8	1.4	2.0	2.0	
N of Valid	509	508	292	301	1610	
N of Miss	0	0	0	0	0	

Table 185: If you used marijuana (grass, pot) (not just a puff or drag) in the past year, how did you usually get it? - I did not use marijuana (grass, pot) in the past year



Response	6	8	10	12	Total	
No	2.6	9.3	17.3	26.0	11.8	
Yes	97.4	90.7	82.7	74.0	88.2	
N of Valid	502	505	294	300	1601	
N of Miss	0	0	0	0	0	

Table 186: If you used marijuana (grass, pot) (not just a puff or drag) in the past year, how did you usually get it? - I bought it myself



Response	6	8	10	12	Total	
No	99.8	97.8	92.5	88.3	95.7	
Yes	0.2	2.2	7.5	11.7	4.3	
N of Valid	502	505	294	300	1601	
N of Miss	0	0	0	0	0	

Table 187: If you used marijuana (grass, pot) (not just a puff or drag) in the past year, how did you usually get it? - I got it from someone at school



Response	6	8	10	12	Total	
No	100.0	99.0	97.3	98.3	98.9	
Yes	0.0	1.0	2.7	1.7	1.1	
N of Valid	502	505	294	300	1601	
N of Miss	0	0	0	0	0	

Table 188: If you used marijuana (grass, pot) (not just a puff or drag) in the past year, how did you usually get it? - I got it from someone with a medical marijuana card



Response	6	8	10	12	Total	
No	100.0	99.6	99.7	99.3	99.7	
Yes	0.0	0.4	0.3	0.7	0.3	
N of Valid	502	505	294	300	1601	
N of Miss	0	0	0	0	0	

Table 189: If you used marijuana (grass, pot) (not just a puff or drag) in the past year, how did you usually get it? - I got it from my brother or sister



Response	6	8	10	12	Total	
No	100.0	99.0	99.3	99.0	99.4	
Yes	0.0	1.0	0.7	1.0	0.6	
N of Valid	502	505	294	300	1601	
N of Miss	0	0	0	0	0	

Table 190: If you used marijuana (grass, pot) (not just a puff or drag) in the past year, how did you usually get it? - I got it from another relative



Response	6	8	10	12	Total	
No	99.6	97.4	99.3	95.7	98.1	
Yes	0.4	2.6	0.7	4.3	1.9	
N of Valid	502	505	294	300	1601	
N of Miss	0	0	0	0	0	

Table 191: If you used marijuana (grass, pot) (not just a puff or drag) in the past year, how did you usually get it? - Other



Response	6	8	10	12	Total	
No	98.0	95.4	92.5	93.3	95.3	
Yes	2.0	4.6	7.5	6.7	4.7	
N of Valid	502	505	294	300	1601	
N of Miss	0	0	0	0	0	

Table 192: If you drank alcohol (not just a sip or taste) in the past year, how did you usually get it?












Response	6	8	10	12	Total	
I did not drink alcohol in the past year	93.2	80.1	69.4	61.1	78.7	
I bought it myself with a fake ID	0.0	0.2	0.7	1.0	0.4	
I bought it myself without a fake ID	0.0	0.0	0.3	1.3	0.3	
I got it from someone I know age 21 or older	1.0	4.6	8.6	17.1	6.5	
I got it from someone I know under age 21	0.8	2.2	4.8	5.7	2.9	
I got it from my brother or sister	0.4	0.8	1.0	1.7	0.9	
I got it from home with my parents' permission	0.6	4.2	4.1	4.7	3.1	
I got it from home without my parents' permission	0.8	2.8	2.1	0.3	1.6	
I got it from another relative	0.4	1.2	2.4	2.3	1.4	
A stranger bought it for me	0.2	0.0	0.3	0.7	0.3	
I took it from a store or shop	0.0	0.0	0.0	0.0	0.0	
Other	2.6	4.0	6.2	4.0	3.9	
N of Valid	503	503	291	298	1595	
N of Miss	88	63	66	42	259	

Table 193: If you used prescription drugs or over the counter drugs without a doctor telling you to use it or for the purpose of getting high, where did you get these drugs? - Did not use



Response	6	8	10	12	Total	
No	3.4	3.8	4.4	7.4	4.4	
Yes	96.6	96.2	95.6	92.6	95.6	
N of Valid	504	506	295	299	1604	
N of Miss	0	0	0	0	0	

Table 194: If you used prescription drugs or over the counter drugs without a doctor telling you to use it or for the purpose of getting high, where did you get these drugs? -
Bought or took from store or shop



Response	6	8	10	12	Total	
No	99.4	99.6	99.3	99.3	99.4	
Yes	0.6	0.4	0.7	0.7	0.6	
N of Valid	504	506	295	299	1604	
N of Miss	0	0	0	0	0	

Table 195: If you used prescription drugs or over the counter drugs without a doctor telling you to use it or for the purpose of getting high, where did you get these drugs? -
Got from parents with permission



Response	6	8	10	12	Total	
No	96.8	98.6	99.7	98.3	98.2	
Yes	3.2	1.4	0.3	1.7	1.8	
N of Valid	504	506	295	299	1604	
N of Miss	0	0	0	0	0	

Table 196: If you used prescription drugs or over the counter drugs without a doctor telling you to use it or for the purpose of getting high, where did you get these drugs? -
Got from home without permission



Response	6	8	10	12	Total	
No	99.4	99.4	99.0	99.7	99.4	
Yes	0.6	0.6	1.0	0.3	0.6	
N of Valid	504	506	295	299	1604	
N of Miss	0	0	0	0	0	

Table 197: If you used prescription drugs or over the counter drugs without a doctor telling you to use it or for the purpose of getting high, where did you get these drugs? -
Got from relative with permission



Response	6	8	10	12	Total	
No	99.6	99.6	99.0	99.7	99.5	
Yes	0.4	0.4	1.0	0.3	0.5	
N of Valid	504	506	295	299	1604	
N of Miss	0	0	0	0	0	

Table 198: If you used prescription drugs or over the counter drugs without a doctor telling you to use it or for the purpose of getting high, where did you get these drugs? -
Got from relative without permission



Response	6	8	10	12	Total	
No	100.0	99.6	99.3	99.0	99.6	
Yes	0.0	0.4	0.7	1.0	0.4	
N of Valid	504	506	295	299	1604	
N of Miss	0	0	0	0	0	

Table 199: If you used prescription drugs or over the counter drugs without a doctor telling you to use it or for the purpose of getting high, where did you get these drugs? -
Got from friend's home with permission



Response	6	8	10	12	Total	
No	100.0	99.2	99.3	99.7	99.6	
Yes	0.0	0.8	0.7	0.3	0.4	
N of Valid	504	506	295	299	1604	
N of Miss	0	0	0	0	0	

Table 200: If you used prescription drugs or over the counter drugs without a doctor telling you to use it or for the purpose of getting high, where did you get these drugs? -
Got from friend's home without permission



Response	6	8	10	12	Total	
No	100.0	99.8	100.0	100.0	99.9	
Yes	0.0	0.2	0.0	0.0	0.1	
N of Valid	504	506	295	299	1604	
N of Miss	0	0	0	0	0	

Table 201: If you used prescription drugs or over the counter drugs without a doctor telling you to use it or for the purpose of getting high, where did you get these drugs? -
Got from friend at school



Response	6	8	10	12	Total	
No	100.0	99.8	100.0	99.7	99.9	
Yes	0.0	0.2	0.0	0.3	0.1	
N of Valid	504	506	295	299	1604	
N of Miss	0	0	0	0	0	

Table 202: If you used prescription drugs or over the counter drugs without a doctor telling you to use it or for the purpose of getting high, where did you get these drugs? -
Got from friend at party



Response	6	8	10	12	Total	
No	99.8	99.4	100.0	99.7	99.7	
Yes	0.2	0.6	0.0	0.3	0.3	
N of Valid	504	506	295	299	1604	
N of Miss	0	0	0	0	0	

Table 203: If you used prescription drugs or over the counter drugs without a doctor telling you to use it or for the purpose of getting high, where did you get these drugs? -
Got from friend, elsewhere



Response	6	8	10	12	Total	
No	100.0	99.4	98.6	97.7	99.1	
Yes	0.0	0.6	1.4	2.3	0.9	
N of Valid	504	506	295	299	1604	
N of Miss	0	0	0	0	0	

Table 204: If you used prescription drugs or over the counter drugs without a doctor telling you to use it or for the purpose of getting high, where did you get these drugs? -
Got from internet sale



Response	6	8	10	12	Total	
No	99.6	100.0	100.0	100.0	99.9	
Yes	0.4	0.0	0.0	0.0	0.1	
N of Valid	504	506	295	299	1604	
N of Miss	0	0	0	0	0	

Table 205: During the last month, about how many marijuana cigarettes, or the equivalent, did you smoke a day, on the average?


Response	6	8	10	12	Total	
None	99.2	94.8	90.1	84.9	93.5	
Less than 1 a day	0.4	2.0	3.1	5.7	2.4	
1 a day	0.2	1.4	3.1	2.3	1.5	
2-3 a day	0.0	1.4	1.4	5.0	1.6	
4-6 a day	0.0	0.2	1.4	1.0	0.5	
7-10 a day	0.0	0.2	0.3	0.0	0.1	
11 or more a day	0.2	0.0	0.7	1.0	0.4	
N of Valid	506	498	293	299	1596	
N of Miss	85	68	64	41	258	

Table 206: How wrong do your friends feel it would be for YOU to: have one or two drinks of an alcoholic beverage nearly every day?


Response	6	8	10	12	Total	
Very wrong	80.1	61.7	44.7	42.8	60.9	
Wrong	13.7	19.8	21.0	18.7	17.9	
A little bit wrong	4.6	11.9	18.9	17.1	11.8	
Not at all wrong	1.6	6.5	15.5	21.4	9.4	
N of Valid	503	504	291	299	1597	
N of Miss	88	62	66	41	257	

Table 207: How wrong do your friends feel it would be for YOU to: smoke tobacco?


Response	6	8	10	12	Total	
Very wrong	86.8	68.0	53.0	48.3	67.6	
Wrong	9.2	17.8	21.4	19.0	15.9	
A little bit wrong	2.4	8.6	11.9	15.3	8.5	
Not at all wrong	1.6	5.6	13.7	17.3	8.0	
N of Valid	501	500	285	294	1580	
N of Miss	90	66	72	46	274	

Table 208: How wrong do your friends feel it would be for YOU to: smoke marijuana?





Response	6	8	10	12	Total	
Very wrong	92.4	70.8	50.9	42.3	68.7	
Wrong	4.4	12.9	16.8	16.7	11.7	
A little bit wrong	1.6	8.0	14.4	14.0	8.2	
Not at all wrong	1.6	8.3	17.9	27.0	11.4	
N of Valid	497	503	285	293	1578	
N of Miss	94	63	72	47	276	

Table 209: How wrong do your friends feel it would be for YOU to: use prescription drugs not prescribed to you?





Response	6	8	10	12	Total	
Very wrong	89.6	78.5	64.3	67.7	77.5	
Wrong	6.6	13.1	17.0	17.0	12.5	
A little bit wrong	2.0	5.0	10.6	9.5	5.9	
Not at all wrong	1.8	3.4	8.1	5.8	4.2	
N of Valid	500	503	283	294	1580	
N of Miss	91	63	74	46	274	

Table 210: How wrong would most adults (over 21) in your neighborhood think it is for kids your age: to use marijuana?





Response	6	8	10	12	Total	
Very wrong	91.8	81.5	67.4	61.7	78.4	
Wrong	5.0	10.4	16.2	15.4	10.7	
A little bit wrong	2.4	5.6	11.0	13.1	7.0	
Not at all wrong	0.8	2.4	5.5	9.7	3.8	
N of Valid	498	498	291	298	1585	
N of Miss	93	68	66	42	269	

Table 211: How wrong would most adults (over 21) in your neighborhood think it is for kids your age: to drink alcohol?

Response	6	8	10	12	Total	
Very wrong	85.6	70.0	59.9	50.3	69.4	
Wrong	8.6	15.4	18.3	18.6	14.4	
A little bit wrong	4.2	10.3	12.5	19.9	10.6	
Not at all wrong	1.6	4.3	9.3	11.1	5.6	
N of Valid	499	494	289	296	1578	
N of Miss	92	72	68	44	276	

Table 212: How wrong would most adults (over 21) in your neighborhood think it is for kids your age: to smoke cigarettes?

Response	6	8	10	12	Total	
Very wrong	88.9	75.8	66.1	54.5	74.2	
Wrong	6.0	15.3	16.4	16.8	12.9	
A little bit wrong	3.8	4.8	10.8	19.9	8.4	
Not at all wrong	1.2	4.0	6.6	8.8	4.5	
N of Valid	496	496	286	297	1575	
N of Miss	95	70	71	43	279	

Table 213: How much do each of the following statements describe your neighborhood? crime and/or drug selling

Response	6	8	10	12	Total	
NO!	82.9	72.5	62.8	60.1	71.7	
no	10.2	16.9	23.9	25.3	17.6	
yes	4.3	8.2	9.5	10.1	7.6	
YES!	2.6	2.4	3.9	4.4	3.1	
N of Valid	491	498	285	296	1570	
N of Miss	100	68	72	44	284	

Table 214: How much do each of the following statements describe your neighborhood? fights





Response	6	8	10	12	Total	
NO!	70.3	62.7	59.5	61.9	64.3	
no	14.7	20.5	25.4	24.1	20.2	
yes	10.0	12.7	10.4	10.9	11.1	
YES!	5.1	4.2	4.7	3.1	4.4	
N of Valid	491	498	279	294	1562	
N of Miss	100	68	78	46	292	

Table 215: How much do each of the following statements describe your neighborhood? lots of empty or abandoned buildings





Response	6	8	10	12	Total	
NO!	73.6	69.8	61.7	61.9	68.0	
no	14.8	19.3	23.1	25.9	19.8	
yes	9.0	7.9	11.2	8.8	9.0	
YES!	2.7	3.0	4.0	3.4	3.2	
N of Valid	488	493	277	294	1552	
N of Miss	103	73	80	46	302	

Table 216: How much do each of the following statements describe your neighborhood? lots of graffiti





Response	6	8	10	12	Total	
NO!	82.9	80.4	69.3	72.4	77.7	
no	11.6	15.1	24.9	25.2	17.7	
yes	2.5	3.5	4.0	1.7	2.9	
YES!	3.1	1.0	1.8	0.7	1.7	
N of Valid	484	491	277	294	1546	
N of Miss	107	75	80	46	308	

Table 217: I feel safe in my neighborhood.

Response	6	8	10	12	Total
NO!	8.8	5.0	10.1	12.1	8.5
no	5.7	8.9	9.4	7.4	7.7
yes	29.4	35.1	35.3	35.6	33.4
YES!	56.1	51.0	45.1	45.0	50.4
N of Valid	487	496	286	298	1567
N of Miss	104	70	71	42	287

Table 218: If a kid smoked marijuana in your neighborhood would he or she be caught by the police?

Response	6	8	10	12	Total
NO!	18.2	21.8	25.1	29.9	22.8
no	21.0	32.7	42.5	46.3	33.3
yes	26.9	27.6	19.2	16.0	23.7
YES!	33.9	17.9	13.2	7.8	20.2
N of Valid	495	496	287	294	1572
N of Miss	96	70	70	46	282

Table 219: If a kid drank some beer, wine or hard liquor (for example, vodka, whiskey, or gin) in your neighborhood would he or she be caught by the police?

Response	6	8	10	12	Total
NO!	19.9	24.7	30.1	32.6	25.7
no	27.8	40.2	44.8	49.5	38.9
yes	23.8	22.9	15.0	12.0	19.7
YES!	28.5	12.1	10.1	5.8	15.7
N of Valid	492	497	286	291	1566
N of Miss	99	69	71	49	288

Table 220: If a kid carried a handgun in your neighborhood would he or she be caught by the police?

Response	6	8	10	12	Total
NO!	18.1	20.9	23.5	25.3	21.3
no	16.3	28.0	35.6	42.9	28.4
yes	25.7	25.8	27.4	19.4	24.8
YES!	39.9	25.4	13.5	12.5	25.4
N of Valid	491	493	281	289	1554
N of Miss	100	73	76	51	300

Table 221: If you wanted to get some cigarettes, how easy would it be for you to get some?

Response	6	8	10	12	Total
Very hard	81.4	59.8	40.9	28.7	57.2
Sort of hard	8.1	12.6	15.0	7.5	10.7
Sort of easy	5.0	14.4	21.7	20.1	13.9
Very easy	5.6	13.2	22.4	43.7	18.3
N of Valid	484	485	286	293	1548
N of Miss	107	81	71	47	306

Table 222: If you wanted to get some beer, wine or hard liquor (for example, vodka, whiskey, or gin), how easy would it be for you to get some?

Response	6	8	10	12	Total
Very hard	79.1	53.1	36.7	28.0	53.4
Sort of hard	10.4	15.7	16.8	8.9	12.9
Sort of easy	5.6	15.5	23.8	21.8	15.1
Very easy	5.0	15.7	22.7	41.3	18.5
N of Valid	483	484	286	293	1546
N of Miss	108	82	71	47	308

Table 223: If you wanted to get a drug like cocaine, LSD, or amphetamines, how easy would it be for you to get some?

Response	6	8	10	12	Total	
Very hard	94.4	84.7	71.2	58.6	80.3	
Sort of hard	4.3	8.7	15.8	18.8	10.6	
Sort of easy	0.2	3.3	7.4	11.3	4.6	
Very easy	1.0	3.3	5.6	11.3	4.5	
N of Valid	484	483	285	292	1544	
N of Miss	107	83	72	48	310	

Table 224: If you wanted to get a handgun, how easy would it be for you to get one?

Response	6	8	10	12	Total	
Very hard	74.1	57.1	50.5	44.9	58.9	
Sort of hard	8.7	16.0	18.9	18.5	14.7	
Sort of easy	7.3	11.0	14.0	16.1	11.4	
Very easy	10.0	16.0	16.5	20.5	15.1	
N of Valid	482	482	285	292	1541	
N of Miss	109	84	72	48	313	

Table 225: If you wanted to get some marijuana, how easy would it be for you to get some?

Response	6	8	10	12	Total	
Very hard	92.1	72.6	46.3	34.2	66.5	
Sort of hard	4.6	11.4	10.2	7.9	8.4	
Sort of easy	1.5	7.0	18.4	15.8	9.0	
Very easy	1.9	9.1	25.1	42.1	16.1	
N of Valid	478	474	283	292	1527	
N of Miss	113	92	74	48	327	

Table 226: If you wanted to get prescription drugs for the purpose of getting high, how easy would it be for you to get some?





Response	6	8	10	12	Total	
Very hard	86.5	70.0	53.5	43.5	67.1	
Sort of hard	6.9	11.9	16.0	16.8	12.0	
Sort of easy	3.1	6.7	14.2	15.1	8.5	
Very easy	3.5	11.5	16.3	24.7	12.4	
N of Valid	481	480	282	292	1535	
N of Miss	110	86	75	48	319	

Table 227: If you wanted to get synthetic marijuana such as K2 or chemical products such as bath salts to get high, how easy would it be for you to get some?





Response	6	8	10	12	Total	
Very hard	91.5	84.3	69.5	59.2	79.1	
Sort of hard	4.8	7.3	13.3	16.1	9.3	
Sort of easy	2.1	2.9	9.1	12.3	5.6	
Very easy	1.7	5.4	8.1	12.3	6.0	
N of Valid	482	479	285	292	1538	
N of Miss	109	87	72	48	316	

Table 228: If you wanted to get steroids to use or to enhance athletic performance, how easy would it be for you to get some?





Response	6	8	10	12	Total	
Very hard	91.2	83.2	68.3	60.3	78.6	
Sort of hard	5.2	9.0	14.4	18.6	10.7	
Sort of easy	1.7	4.0	7.0	10.0	5.0	
Very easy	1.9	3.8	10.2	11.0	5.8	
N of Valid	479	477	284	290	1530	
N of Miss	112	89	73	50	324	

Table 229: If you wanted to get e-cigarettes, e-cigars, or e-hookahs, how easy would it be for you to get some?





Response	6	8	10	12	Total	
Very hard	89.5	72.9	51.6	40.9	68.0	
Sort of hard	4.6	9.2	12.4	10.0	8.5	
Sort of easy	2.7	6.5	17.7	16.5	9.3	
Very easy	3.1	11.5	18.4	32.6	14.2	
N of Valid	477	479	283	291	1530	
N of Miss	114	87	74	49	324	

Table 230: During the past 12 months, have you participated in any alcohol prevention programs or seen any alcohol prevention messages in your school or community? Yes, a school-based program focused on preventing underage drinking and/or drinking and driving.



Response	6	8	10	12	Total	
No	58.7	69.5	86.0	84.0	71.9	
Yes	41.3	30.5	14.0	16.0	28.1	
N of Valid	472	479	279	287	1517	
N of Miss	0	0	0	0	0	

Table 231: During the past 12 months, have you participated in any alcohol prevention programs or seen any alcohol prevention messages in your school or community? Yes, a community-based program focused on preventing underage drinking and/or drinking and driving (for example, through your church or temple or through youth groups like Boys and Girls Club or 4-H).



Response	6	8	10	12	Total	
No	86.7	92.3	97.1	95.8	92.1	
Yes	13.3	7.7	2.9	4.2	7.9	
N of Valid	472	479	279	287	1517	
N of Miss	0	0	0	0	0	

Table 232: During the past 12 months, have you participated in any alcohol prevention programs or seen any alcohol prevention messages in your school or community? Yes, a media campaign addressing underage drinking and/or drinking and driving (for example, newspaper ads, posters, pamphlets, radio, TV).



Response	6	8	10	12	Total	
No	89.4	89.4	96.1	97.6	92.2	
Yes	10.6	10.6	3.9	2.4	7.8	
N of Valid	472	479	279	287	1517	
N of Miss	0	0	0	0	0	

Table 233: During the past 12 months, have you participated in any alcohol prevention programs or seen any alcohol prevention messages in your school or community? No



Response	6	8	10	12	Total	
No	46.4	40.5	19.4	22.0	34.9	
Yes	53.6	59.5	80.6	78.0	65.1	
N of Valid	472	479	279	287	1517	
N of Miss	0	0	0	0	0	

Table 234: How wrong do your parents feel it would be for YOU to: have one or two drinks of an alcoholic beverage nearly every day?





Response	6	8	10	12	Total	
Very wrong	91.6	81.1	76.6	71.7	81.9	
Wrong	5.9	11.2	11.0	15.7	10.3	
A little bit wrong	1.0	5.5	9.2	8.0	5.2	
Not at all wrong	1.4	2.2	3.2	4.5	2.6	
N of Valid	489	492	282	286	1549	
N of Miss	102	74	75	54	305	

Table 235: How wrong do your parents feel it would be for YOU to: smoke tobacco?





Response	6	8	10	12	Total	
Very wrong	94.4	86.3	82.3	75.8	86.2	
Wrong	3.1	8.8	9.5	10.7	7.5	
A little bit wrong	1.6	2.9	4.9	8.3	3.9	
Not at all wrong	0.8	2.0	3.2	5.2	2.5	
N of Valid	486	489	283	289	1547	
N of Miss	105	77	74	51	307	

Table 236: How wrong do your parents feel it would be for YOU to: smoke marijuana?





Response	6	8	10	12	Total	
Very wrong	96.7	89.6	82.1	78.7	88.4	
Wrong	2.3	6.5	8.6	12.2	6.6	
A little bit wrong	0.2	2.2	4.6	5.2	2.6	
Not at all wrong	0.8	1.6	4.6	3.8	2.3	
N of Valid	484	490	280	286	1540	
N of Miss	107	76	77	54	314	

Table 237: How wrong do your parents feel it would be for YOU to: use prescription drugs not prescribed to you?





Response	6	8	10	12	Total	
Very wrong	93.6	89.5	84.0	87.5	89.4	
Wrong	3.5	7.4	7.4	7.3	6.2	
A little bit wrong	1.2	1.0	6.0	3.1	2.4	
Not at all wrong	1.6	2.0	2.5	2.1	2.0	
N of Valid	485	488	282	289	1544	
N of Miss	106	78	75	51	310	

Table 238: How wrong do your parents feel it would be for YOU to: steal something?





Response	6	8	10	12	Total	
Very wrong	92.3	83.9	85.4	88.3	87.6	
Wrong	5.4	12.6	10.0	8.5	9.1	
A little bit wrong	2.3	2.3	2.1	1.4	2.1	
Not at all wrong	0.0	1.2	2.5	1.8	1.2	
N of Valid	478	483	280	283	1524	
N of Miss	113	83	77	57	330	

Table 239: How wrong do your parents feel it would be for YOU to: draw graffiti, write things, or draw pictures on buildings or other property (without the owner's permission)?

Response	6	8	10	12	Total	
Very wrong	91.7	85.4	83.3	84.7	86.9	
Wrong	5.8	9.7	10.6	10.4	8.8	
A little bit wrong	1.4	2.7	2.8	2.8	2.3	
Not at all wrong	1.0	2.3	3.2	2.1	2.0	
N of Valid	483	487	282	288	1540	
N of Miss	108	79	75	52	314	

Table 240: How wrong do your parents feel it would be for YOU to: pick a fight with someone?

Response	6	8	10	12	Total	
Very wrong	78.7	63.4	64.1	74.2	70.4	
Wrong	13.7	23.0	20.3	16.0	18.3	
A little bit wrong	5.6	10.3	11.4	8.0	8.6	
Not at all wrong	2.1	3.3	4.3	1.7	2.8	
N of Valid	483	487	281	287	1538	
N of Miss	108	79	76	53	316	

Table 241: During the past 12 months, have you talked with at least one of your parents about the dangers of underage drinking and/or drinking and driving? By parents, we mean either your biological parents, adoptive parents, stepparents, or adult guardians - whether or not they live with you.

Response	6	8	10	12	Total	
No	48.9	54.1	60.2	58.2	54.4	
Yes	51.1	45.9	39.8	41.8	45.6	
N of Valid	450	468	269	287	1474	
N of Miss	141	98	88	53	380	

Table 242: The rules in my family are clear.

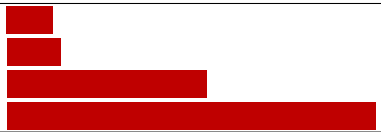
Response	6	8	10	12	Total	
NO!	5.7	2.3	6.0	7.3	5.0	
no	5.9	6.4	6.8	6.3	6.3	
yes	16.9	32.6	39.9	39.4	30.4	
YES!	71.5	58.7	47.3	47.0	58.4	
N of Valid	473	484	281	287	1525	
N of Miss	118	82	76	53	329	

Table 243: People in my family have serious arguments about the same things, and often insult or yell at each other.


Response	6	8	10	12	Total	
NO!	47.8	37.6	31.0	28.5	37.8	
no	30.2	32.9	40.8	45.1	35.8	
yes	12.3	17.5	20.4	17.4	16.4	
YES!	9.7	12.1	7.7	9.0	10.0	
N of Valid	473	487	284	288	1532	
N of Miss	118	79	73	52	322	

Table 244: When I am not at home, one of my parents knows where I am and who I am with.

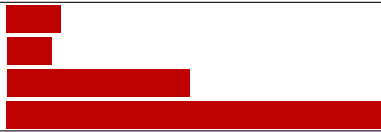
Response	6	8	10	12	Total	
NO!	8.7	3.7	6.0	7.3	6.4	
no	3.0	5.1	5.3	6.6	4.8	
yes	16.1	29.2	34.9	36.6	27.6	
YES!	72.3	61.9	53.7	49.5	61.3	
N of Valid	473	486	281	287	1527	
N of Miss	118	80	76	53	327	

Table 245: My family has clear rules about alcohol and drug use.

Response	6	8	10	12	Total	
NO!	7.9	3.3	7.9	7.6	6.4	
no	3.2	8.9	8.2	9.7	7.2	
yes	12.4	22.8	31.4	36.1	23.7	
YES!	76.5	64.9	52.5	46.5	62.7	
N of Valid	469	482	280	288	1519	
N of Miss	122	84	77	52	335	

Table 246: If you skipped school would you be caught by your parents?

Response	6	8	10	12	Total	
NO!	8.1	6.6	9.5	12.0	8.6	
no	3.2	9.3	16.4	24.6	11.6	
yes	15.6	28.9	27.6	29.2	24.6	
YES!	73.0	55.2	46.5	34.2	55.2	
N of Valid	467	484	275	284	1510	
N of Miss	124	82	82	56	344	

Table 247: My parents ask if I've gotten my homework done.

Response	6	8	10	12	Total	
NO!	7.7	5.4	10.8	13.9	8.7	
no	4.3	11.2	17.3	23.7	12.5	
yes	18.3	28.3	33.5	34.8	27.4	
YES!	69.7	55.2	38.5	27.5	51.4	
N of Valid	469	484	278	287	1518	
N of Miss	122	82	79	53	336	

Table 248: Would your parents know if you did not come home on time?

Response	6	8	10	12	Total	
NO!	6.4	2.5	7.0	8.4	5.6	
no	3.8	8.1	8.5	13.6	7.9	
yes	18.1	27.9	31.4	37.3	27.3	
YES!	71.6	61.5	53.1	40.8	59.2	
N of Valid	469	480	271	287	1507	
N of Miss	122	86	86	53	347	

Table 249: Do you know how to properly dispose of leftover prescription drugs?

Response	6	8	10	12	Total	
No	73.7	69.3	66.1	65.5	69.3	
Yes	26.3	30.7	33.9	34.5	30.7	
N of Valid	448	479	274	284	1485	
N of Miss	143	87	83	56	369	

Table 250: Have any of your brothers or sisters ever: drunk beer, wine or hard liquor (for example, vodka, whiskey or gin)?

Response	6	8	10	12	Total	
No	80.1	58.7	50.7	47.5	61.7	
Yes	17.0	38.9	44.4	50.5	35.3	
I don't have any brothers or sisters	2.9	2.4	4.9	2.0	3.0	
N of Valid	483	491	284	297	1555	
N of Miss	108	75	73	43	299	

Table 251: Have any of your brothers or sisters ever: smoked marijuana?

Response	6	8	10	12	Total	
No	91.1	79.3	66.5	59.1	76.8	
Yes	6.0	18.2	28.2	38.5	20.1	
I don't have any brothers or sisters	2.9	2.5	5.3	2.4	3.1	
N of Valid	481	489	284	296	1550	
N of Miss	110	77	73	44	304	

Table 252: Have any of your brothers or sisters ever: smoked cigarettes?




Response	6	8	10	12	Total	
No	82.3	71.5	65.4	62.0	71.9	
Yes	14.8	25.6	29.3	35.3	24.8	
I don't have any brothers or sisters	2.9	2.9	5.3	2.7	3.3	
N of Valid	481	488	283	295	1547	
N of Miss	110	78	74	45	307	

Table 253: Have any of your brothers or sisters ever: taken a handgun to school?




Response	6	8	10	12	Total	
No	96.5	95.3	91.5	95.3	95.0	
Yes	0.6	2.5	3.2	2.4	2.0	
I don't have any brothers or sisters	2.9	2.3	5.3	2.4	3.0	
N of Valid	482	487	282	295	1546	
N of Miss	109	79	75	45	308	

Table 254: Have any of your brothers or sisters ever: been suspended or expelled from school?




Response	6	8	10	12	Total	
No	80.8	69.4	64.7	71.6	72.5	
Yes	16.3	27.9	30.7	26.0	24.5	
I don't have any brothers or sisters	2.9	2.7	4.6	2.4	3.0	
N of Valid	484	487	283	296	1550	
N of Miss	107	79	74	44	304	

Table 255: Have any of your brothers or sisters ever: used e-cigarettes, e-cigars or e-hookahs (vaping)?




Response	6	8	10	12	Total	
No	88.5	81.6	71.6	70.3	79.7	
Yes	8.6	16.2	23.4	27.4	17.3	
I don't have any brothers or sisters	2.9	2.3	5.0	2.4	3.0	
N of Valid	479	488	282	296	1545	
N of Miss	112	78	75	44	309	

Table 256: Have any of your brothers or sisters ever: used prescription drugs not prescribed to him/her?




Response	6	8	10	12	Total	
No	93.1	89.3	82.4	85.8	88.6	
Yes	4.0	8.2	12.9	12.2	8.5	
I don't have any brothers or sisters	2.9	2.5	4.7	2.0	2.9	
N of Valid	479	485	279	296	1539	
N of Miss	112	81	78	44	315	

Table 257: Have you changed homes in the past year (the last 12 months)?



Response	6	8	10	12	Total	
No	79.0	74.2	73.9	84.2	77.6	
Yes	21.0	25.8	26.1	15.8	22.4	
N of Valid	477	489	287	298	1551	
N of Miss	114	77	70	42	303	

Table 258: How many times have you changed homes since kindergarten?






Response	6	8	10	12	Total	
Never	47.2	32.7	38.7	37.2	39.1	
1 or 2 times	28.7	36.6	30.7	28.0	31.4	
3 or 4 times	13.2	17.3	13.2	14.9	14.8	
5 or 6 times	6.7	6.4	9.1	11.5	8.0	
7 or more times	4.2	7.0	8.4	8.4	6.7	
N of Valid	477	486	287	296	1546	
N of Miss	114	80	70	44	308	

Table 259: Have you changed schools (including changing from elementary to middle and middle to high school) in the past year?



Response	6	8	10	12	Total	
No	51.5	68.7	74.6	82.7	67.2	
Yes	48.5	31.3	25.4	17.3	32.8	
N of Valid	470	486	287	295	1538	
N of Miss	121	80	70	45	316	

Table 260: How many times have you changed schools since kindergarten (including changing from elementary to middle and middle to high school)?






Response	6	8	10	12	Total	
Never	43.5	27.2	37.5	40.7	36.7	
1 or 2 times	34.6	41.3	14.5	18.3	29.9	
3 or 4 times	13.3	22.8	33.6	23.7	22.0	
5 or 6 times	5.3	4.5	9.2	10.5	6.7	
7 or more times	3.4	4.3	5.3	6.8	4.7	
N of Valid	474	492	283	295	1544	
N of Miss	117	74	74	45	310	

Table 261: Has anyone in your family ever had severe alcohol or drug problems?



Response	6	8	10	12	Total	
No	77.4	66.1	62.5	65.9	68.9	
Yes	22.6	33.9	37.5	34.1	31.1	
N of Valid	470	487	283	293	1533	
N of Miss	121	79	74	47	321	

Table 262: About how many adults (over 21) have you known personally who in the past year have: used marijuana, crack, cocaine, or other drugs?






Response	6	8	10	12	Total	
0	79.5	66.3	53.5	54.1	65.7	
1	10.9	13.5	15.6	12.5	12.9	
2	4.0	8.2	9.6	12.8	8.0	
3-4	2.3	6.5	9.6	5.7	5.6	
5	3.3	5.5	11.7	14.9	7.8	
N of Valid	478	490	282	296	1546	
N of Miss	113	76	75	44	308	

Table 263: About how many adults (over 21) have you known personally who in the past year have: sold or dealt drugs?






Response	6	8	10	12	Total	
0	87.5	76.8	68.4	66.2	76.6	
1	6.9	11.1	9.9	10.1	9.4	
2	1.9	4.1	6.0	9.5	4.8	
3-4	2.1	4.3	7.8	4.1	4.2	
5	1.7	3.7	7.8	10.1	5.1	
N of Valid	479	487	282	296	1544	
N of Miss	112	79	75	44	310	

Table 264: About how many adults (over 21) have you known personally who in the past year have: done other things that could get them in trouble with the police, like stealing, selling stolen goods, mugging or assaulting others, etc.?






Response	6	8	10	12	Total	
0	82.8	70.5	65.4	66.2	72.6	
1	10.5	14.0	12.1	9.1	11.6	
2	3.6	5.8	7.1	9.1	6.0	
3-4	1.3	4.5	5.7	4.1	3.6	
5	1.9	5.2	9.6	11.5	6.2	
N of Valid	477	485	280	296	1538	
N of Miss	114	81	77	44	316	

Table 265: About how many adults (over 21) have you known personally who in the past year have: gotten drunk or high?










Response	6	8	10	12	Total	
0	63.2	43.0	37.4	39.7	47.6	
1	15.3	18.2	16.7	11.1	15.6	
2	6.7	13.6	11.4	14.1	11.2	
3-4	4.6	6.8	11.0	7.4	7.0	
5	10.3	18.4	23.5	27.6	18.6	
N of Valid	478	484	281	297	1540	
N of Miss	113	82	76	43	314	

Table 266: How honest were you in filling out this survey?

Response	6	8	10	12	Total	
I was very honest	85.3	78.0	74.6	72.8	78.7	
I was honest pretty much of the time	12.4	17.5	19.1	17.0	16.1	
I was honest some of the time	1.3	3.3	5.3	7.8	3.9	
I was honest once in a while	1.0	1.2	1.1	2.4	1.4	
I was not honest at all	0.0	0.0	0.0	0.0	0.0	
N of Valid	477	487	283	294	1541	
N of Miss	114	79	74	46	313	