

2011 APNA

Arkansas Prevention Needs Assessment Student Survey



Region 13 Tables

**Arkansas Department of Human Services
Division of Behavioral Health Services**

Conducted by International Survey Associates dba Pride Surveys

Contents

1	INTRODUCTION	11
2	PERCENTAGE TABLES	16

List of Tables

1	Sex	17
2	Age	17
3	Are you Hispanic or Latino?	17
4	What is your race? Black or African American	18
5	What is your race? Asian	18
6	What is your race? American Indian	18
7	What is your race? Alaska Native	18
8	What is your race? White	19
9	What is your race? Native Hawaiian or Other Pacific Islander	19
10	What is your race? Other	19
11	What is the highest level of schooling completed by your mother or father?	20
12	Think of where you live most of the time. Which of the following people live there with you? Mother	20
13	Think of where you live most of the time. Which of the following people live there with you? Stepmother	20
14	Think of where you live most of the time. Which of the following people live there with you? Foster Mother	21
15	Think of where you live most of the time. Which of the following people live there with you? Grandmother	21
16	Think of where you live most of the time. Which of the following people live there with you? Aunt	21
17	Think of where you live most of the time. Which of the following people live there with you? Father	21
18	Think of where you live most of the time. Which of the following people live there with you? Stepfather	22
19	Think of where you live most of the time. Which of the following people live there with you? Foster Father	22
20	Think of where you live most of the time. Which of the following people live there with you? Grandfather	22
21	Think of where you live most of the time. Which of the following people live there with you? Uncle	22
22	Think of where you live most of the time. Which of the following people live there with you? Other Adults	23
23	Think of where you live most of the time. Which of the following people live there with you? Brother(s)	23
24	Think of where you live most of the time. Which of the following people live there with you? Stepbrother(s)	23
25	Think of where you live most of the time. Which of the following people live there with you? Sister(s)	23
26	Think of where you live most of the time. Which of the following people live there with you? Stepsister(s)	24

27	Think of where you live most of the time. Which of the following people live there with you? Other Children	24
28	In my school, students have lots of chances to help decide things like class activities and rules.	24
29	Teachers ask me to work on special classroom projects.	24
30	My teacher(s) notices when I am doing a good job and lets me know about it.	25
31	There are lots of chances for students in my school to get involved in sports, clubs, and other school activities outside of class.	25
32	There are lots of chances for students in my school to talk with a teacher one-on-one.	25
33	I feel safe at my school.	26
34	The school lets my parents know when I have done something well.	26
35	My teachers praise me when I work hard in school.	26
36	Are your school grades better than the grades of most students in your class?	27
37	I have lots of chances to be part of class discussions or activities.	27
38	Now thinking back over the past year in school, how often did you: enjoy being in school?	27
39	Now thinking back over the past year in school, how often did you: hate being in school?	28
40	Now thinking back over the past year in school, how often did you: try to do your best work in school?	28
41	How often do you feel that the school work you are assigned is meaningful and important?	28
42	Putting them all together, what were your grades like last year?	29
43	How important do you think the things you are learning in school are going to be for your later life?	29
44	How interesting are most of your courses to you?	29
45	During the LAST FOUR WEEKS how many whole days of school have you missed because you skipped or 'cut'?	30
46	What are the chances you would be seen as cool if you: smoked cigarettes?	30
47	What are the chances you would be seen as cool if you: worked hard at school?	30
48	What are the chances you would be seen as cool if you: began drinking alcoholic beverages regularly, that is, at least once or twice a month?	31
49	What are the chances you would be seen as cool if you: defended someone who was being verbally abused at school?	31
50	What are the chances you would be seen as cool if you: smoked marijuana?	31
51	What are the chances you would be seen as cool if you: carried a handgun?	32

52	What are the chances you would be seen as cool if you: regularly volunteered to do community service?	32
53	Think of your four best friends (the friends you feel closest to). In the past year (12 months), how many of your best friends have: participated in clubs, organizations or activities at school?	32
54	Think of your four best friends (the friends you feel closest to). In the past year (12 months), how many of your best friends have: smoked cigarettes?	33
55	Think of your four best friends (the friends you feel closest to). In the past year (12 months), how many of your best friends have: tried beer, wine or hard liquor (for example, vodka, whiskey, or gin) when their parents didn't know about it?	33
56	Think of your four best friends (the friends you feel closest to). In the past year (12 months), how many of your best friends have: made a commitment to stay drug-free?	33
57	Think of your four best friends (the friends you feel closest to). In the past year (12 months), how many of your best friends have: used marijuana?	34
58	Think of your four best friends (the friends you feel closest to). In the past year (12 months), how many of your best friends have: tried to do well in school?	34
59	Think of your four best friends (the friends you feel closest to). In the past year (12 months), how many of your best friends have: used LSD, cocaine, amphetamines, or other illegal drugs?	34
60	Think of your four best friends (the friends you feel closest to). In the past year (12 months), how many of your best friends have: been suspended from school?	35
61	Think of your four best friends (the friends you feel closest to). In the past year (12 months), how many of your best friends have: liked school?	35
62	Think of your four best friends (the friends you feel closest to). In the past year (12 months), how many of your best friends have: carried a handgun?	35
63	Think of your four best friends (the friends you feel closest to). In the past year (12 months), how many of your best friends have: sold illegal drugs?	36
64	Think of your four best friends (the friends you feel closest to). In the past year (12 months), how many of your best friends have: regularly attended religious services?	36
65	Think of your four best friends (the friends you feel closest to). In the past year (12 months), how many of your best friends have: stolen or tried to steal a motor vehicle such as a car or motorcycle?	36
66	Think of your four best friends (the friends you feel closest to). In the past year (12 months), how many of your best friends have: been arrested?	37

67	Think of your four best friends (the friends you feel closest to). In the past year (12 months), how many of your best friends have: dropped out of school?	37
68	Think of your four best friends (the friends you feel closest to). In the past year (12 months), how many of your best friends have: been members of a gang?	37
69	How old were you when you first: smoked marijuana?	38
70	How old were you when you first: smoked a cigarette, even just a puff?	38
71	How old were you when you first: had more than a sip or two of beer, wine or hard liquor (for example, vodka, whiskey, or gin)? . . .	39
72	How old were you when you first: began drinking alcoholic beverages regularly, that is, at least once or twice a month?	39
73	How old were you when you first: used phenoxydine (pox, px, breeze)?	40
74	How old were you when you first: got suspended from school? . . .	40
75	How old were you when you first: got arrested?	41
76	How old were you when you first: carried a handgun?	41
77	How old were you when you first: attacked someone with the idea of seriously hurting them?	42
78	How old were you when you first: belonged to a gang?	42
79	How wrong do you think it is for someone your age to: take a handgun to school?	43
80	How wrong do you think it is for someone your age to: steal anything worth more than \$5?	43
81	How wrong do you think it is for someone your age to: pick a fight with someone?	43
82	How wrong do you think it is for someone your age to: attack someone with the idea of seriously hurting them?	44
83	How wrong do you think it is for someone your age to: stay away from school all day when their parents think they are at school? . .	44
84	How wrong do you think it is for someone your age to: drink beer, wine or hard liquor (for example, vodka, whiskey, or gin) regularly? .	44
85	How wrong do you think it is for someone your age to: smoke cigarettes?	45
86	How wrong do you think it is for someone your age to: smoke marijuana?	45
87	How wrong do you think it is for someone your age to: use LSD, cocaine, amphetamines or another illegal drug?	45
88	At school during the past 12 months, did you receive help from the resource teacher, speech therapist or other special education teacher?	46
89	How many times in the past year (12 months) have you: been suspended from school?	46
90	How many times in the past year (12 months) have you: carried a handgun?	46

91	How many times in the past year (12 months) have you: sold illegal drugs?	47
92	How many times in the past year (12 months) have you: stolen or tried to steal a motor vehicle such as a car or motorcycle?	47
93	How many times in the past year (12 months) have you: participated in clubs, organizations or activities at school?	48
94	How many times in the past year (12 months) have you: been arrested?	48
95	How many times in the past year (12 months) have you: done extra work on your own for school?	49
96	How many times in the past year (12 months) have you: attacked someone with the idea of seriously hurting them?	49
97	How many times in the past year (12 months) have you: been drunk or high at school?	50
98	How many times in the past year (12 months) have you: volunteered to do community service?	50
99	How many times in the past year (12 months) have you: taken a handgun to school?	51
100	Are you currently on probation, or assigned a probation officer with Juvenile Court?	51
101	Have you ever belonged to a gang?	51
102	If you have ever belonged to a gang, did that gang have a name? . .	52
103	How many times have you done the following things? done what feels good no matter what.	52
104	How many times have you done the following things? done something dangerous because someone dared you to do it.	52
105	How many times have you done the following things? done crazy things even if they are a little dangerous.	53
106	You're looking at CD's in a music store with a friend. You look up and see her slip a CD under her coat. She smiles and says 'Which one do you want? Go ahead, take it while nobody's around.' There is nobody in sight, no employees and no other customers. What would you do now?	53
107	You are visiting another part of town, and you don't know any of the people your age there. You are walking down the street, and some teenager you don't know is walking toward you. He is about your size, and as he is about to pass you, he deliberately bumps into you and you almost lose your balance. What would you say or do? .	53
108	You are at a party at someone's house, and one of your friends offers you a drink containing alcohol. What would you say or do?	54
109	It's 8:00 on a weeknight and you are about to go over to a friend's home when your mother asks you where you are going. You say 'Oh, just going to go hang out with some friends.' She says, 'No, you'll just get into trouble if you go out. Stay home tonight.' What would you do now?	54
110	How often do you attend religious services or activities?	54

111	I do the opposite of what people tell me, just to get them mad. . . .	55
112	I like to see how much I can get away with.	55
113	I ignore rules that get in my way.	55
114	I think sometimes it's okay to cheat at school.	56
115	It is important to think before you act.	56
116	Sometimes I think that life is not worth it.	56
117	At times I think I am no good at all.	57
118	All in all, I am inclined to think that I am a failure.	57
119	In the past year, have you felt depressed or sad MOST days, even if you felt okay sometimes?	57
120	It is all right to beat up people if they start the fight.	58
121	I think it is okay to take something without asking if you can get away with it.	58
122	Sometimes we don't know what we will do as adults, but we may have an idea. Please answer how true these statements may be for you. WHEN I AM AN ADULT I WILL: smoke cigarettes.	58
123	Sometimes we don't know what we will do as adults, but we may have an idea. Please answer how true these statements may be for you. WHEN I AM AN ADULT I WILL: drink beer, wine, or liquor.	59
124	Sometimes we don't know what we will do as adults, but we may have an idea. Please answer how true these statements may be for you. WHEN I AM AN ADULT I WILL: smoke marijuana.	59
125	Sometimes we don't know what we will do as adults, but we may have an idea. Please answer how true these statements may be for you. WHEN I AM AN ADULT I WILL: use LSD, cocaine, amphetamines or another illegal drug.	59
126	How much do you think people risk harming themselves (physically or in other ways) if they: smoked one or more packs of cigarettes per day?	60
127	How much do you think people risk harming themselves (physically or in other ways) if they: try marijuana once or twice?	60
128	How much do you think people risk harming themselves (physically or in other ways) if they: smoke marijuana regularly?	60
129	How much do you think people risk harming themselves (physically or in other ways) if they: take one or two drinks of an alcoholic beverage (beer, wine, liquor) nearly every day?	61
130	How much do you think people risk harming themselves (physically or in other ways) if they: have five or more drinks once or twice each weekend?	61
131	Have you ever used smokeless tobacco (chew, snuff, plug, dipping tobacco, or chewing tobacco)?	61
132	How often have you taken smokeless tobacco during the past 30 days?	62
133	Have you ever smoked cigarettes?	62
134	How frequently have you smoked cigarettes during the past 30 days?	62

135	Which statement best describes rules about smoking inside your home?	63
136	Which statement best describes rules about smoking in your family cars?	63
137	During this school year, were you taught in any of your classes about the dangers of tobacco use?	64
138	During the past 12 months, have you participated in any community activities to discourage people your age from using cigarettes, chewing tobacco, snuff, dip or cigars?	64
139	On how many occasions have you had alcoholic beverages (beer, wine or hard liquor) to drink in your lifetime - more than just a few sips?	64
140	On how many occasions have you had beer, wine or hard liquor to drink during the past 30 days?	65
141	On how many occasions have you used marijuana (grass, pot) or hashish (hash, hash oil) in your lifetime?	65
142	On how many occasions have you used marijuana (grass, pot) or hashish (hash, hash oil) during the past 30 days?	65
143	On how many occasions have you used LSD or other psychedelics in your lifetime?	66
144	On how many occasions have you used LSD or other psychedelics during the past 30 days?	66
145	On how many occasions have you used cocaine or crack in your lifetime?	66
146	On how many occasions have you used cocaine or crack during the past 30 days?	67
147	On how many occasions have you sniffed glue, breathed the contents of an aerosol spray can, or inhaled other gases or sprays, in order to get high in your lifetime?	67
148	On how many occasions have you sniffed glue, breathed the contents of an aerosol spray can, or inhaled other gases or sprays, in order to get high during the past 30 days?	68
149	On how many occasions have you used phenoxydine (pox, px, breeze) in your lifetime?	68
150	On how many occasions have you used phenoxydine (pox, px, breeze) during the past 30 days?	69
151	On how many occasions have you used sedatives (tranquilizers, such as Valium or Xanax, barbiturates, or sleeping pills) without a doctor telling you to take them, in your lifetime?	69
152	On how many occasions have you used sedatives (tranquilizers, such as Valium or Xanax, barbiturates, or sleeping pills) without a doctor telling you to take them, during the past 30 days?	70
153	On how many occasions have you used methamphetamines (meth, speed, crank, crystal meth) in your lifetime?	70

154	On how many occasions have you used methamphetamines (meth, speed, crank, crystal meth) in the past 30 days?	71
155	On how many occasions have you used stimulants, other than Methamphetamines (such as amphetamines, Ritalin or Dexedrine) without a doctor telling you to take them, in your lifetime?	71
156	On how many occasions have you used stimulants, other than Methamphetamines (such as amphetamines, Ritalin or Dexedrine) without a doctor telling you to take them, during the past 30 days?	72
157	On how many occasions have you used heroin or other opiates in your lifetime?	72
158	On how many occasions have you used heroin or other opiates during the past 30 days?	73
159	On how many occasions have you used MDMA ('X', 'E', or ecstasy) in your lifetime?	73
160	On how many occasions have you used MDMA ('X', 'E', or ecstasy) during the past 30 days?	73
161	On how many occasions have you taken prescription drugs (such as Valium, Xanax, Ritalin, Adderall, OxyContin, Darvocet, or sleeping pills) on your own-that is, without a doctor telling you to take them in your lifetime?	74
162	On how many occasions have you taken prescription drugs (such as Valium, Xanax, Ritalin, Adderall, OxyContin, Darvocet, or sleeping pills) on your own-that is, without a doctor telling you to take them during the past 30 days?	74
163	On how many occasions have you taken non-prescription medicines such as diet pills (for example, Dietac, Dexatrim or Prolamine), stay-awake pills (for example No-Doz, Vivarin, or Wake), or cough or cold medicines (robos, DXM, etc.) to get high in your lifetime?	75
164	On how many occasions have you taken non-prescription medicines such as diet pills (for example, Dietac, Dexatrim or Prolamine), stay-awake pills (for example No-Doz, Vivarin, or Wake), or cough or cold medicines (robos, DXM, etc.) to get high during the past 30 days?	75
165	On how many occasions have you been drunk or very high from drinking alcoholic beverages during the past 30 days?	76
166	On how many occasions have you drunk flavored alcoholic beverages, sometimes called 'alcopops' (like Mike's Hard Lemonade, Smirnoff Ice, Bacardi Breezers, etc.) in your lifetime?	76
167	On how many occasions have you drunk flavored alcoholic beverages, sometimes called 'alcopops' (like Mike's Hard Lemonade, Smirnoff Ice, Bacardi Breezers, etc.) during the past 30 days?	77
168	Think back over the last two weeks. How many times have you had five or more alcoholic drinks in a row?	77
169	During the past 30 days, how many times did you ride in a car or other vehicle driven by someone who had been drinking alcohol?	77

170	During the past 30 days, how many times did you drive a car or other vehicle when you had been drinking alcohol?	78
171	If you drank alcohol (not just a sip or taste) in the past year, how did you usually get it?	78
172	If you drank alcohol (not just a sip or taste) in the past year, where did you usually drink it?	79
173	During the last month, about how many marijuana cigarettes, or the equivalent, did you smoke a day, on the average?	79
174	How wrong would most adults (over 21) in your neighborhood think it is for kids your age: to use marijuana?	80
175	How wrong would most adults (over 21) in your neighborhood think it is for kids your age: to drink alcohol?	80
176	How wrong would most adults (over 21) in your neighborhood think it is for kids your age: to smoke cigarettes?	80
177	How much do each of the following statements describe your neighborhood? crime and/or drug selling	81
178	How much do each of the following statements describe your neighborhood? fights	81
179	How much do each of the following statements describe your neighborhood? lots of empty or abandoned buildings	81
180	How much do each of the following statements describe your neighborhood? lots of graffiti	82
181	If I had to move, I would miss the neighborhood I now live in.	82
182	My neighbors notice when I am doing a good job and let me know about it.	82
183	I like my neighborhood.	83
184	There are lots of adults in my neighborhood I could talk to about something important.	83
185	I'd like to get out of my neighborhood.	83
186	There are people in my neighborhood who are proud of me when I do something well.	84
187	There are people in my neighborhood who encourage me to do my best.	84
188	I feel safe in my neighborhood.	84
189	Which of the following activities for people your age are available in your community? sports teams?	85
190	Which of the following activities for people your age are available in your community? scouting?	85
191	Which of the following activities for people your age are available in your community? boys and girls clubs?	85
192	Which of the following activities for people your age are available in your community? 4-H clubs?	85
193	Which of the following activities for people your age are available in your community? service clubs?	86

194	If a kid smoked marijuana in your neighborhood would he or she be caught by the police?	86
195	If a kid drank some beer, wine or hard liquor (for example, vodka, whiskey, or gin) in your neighborhood would he or she be caught by the police?	86
196	If a kid carried a handgun in your neighborhood would he or she be caught by the police?	87
197	If you wanted to get some cigarettes, how easy would it be for you to get some?	87
198	If you wanted to get some beer, wine or hard liquor (for example, vodka, whiskey, or gin), how easy would it be for you to get some?	87
199	If you wanted to get a drug like cocaine, LSD, or amphetamines, how easy would it be for you to get some?	88
200	If you wanted to get a handgun, how easy would it be for you to get one?	88
201	If you wanted to get some marijuana, how easy would it be for you to get some?	88
202	During the past 12 months, have you participated in any alcohol prevention programs or seen any alcohol prevention messages in your school or community? Yes, a school-based program focused on preventing underage drinking and/or drinking and driving.	89
203	During the past 12 months, have you participated in any alcohol prevention programs or seen any alcohol prevention messages in your school or community? Yes, a community-based program focused on preventing underage drinking and/or drinking and driving (for example, through your church or temple or through youth groups like Boys and Girls Club or 4-H).	89
204	During the past 12 months, have you participated in any alcohol prevention programs or seen any alcohol prevention messages in your school or community? Yes, a media campaign addressing underage drinking and/or drinking and driving (for example, newspaper ads, posters, pamphlets, radio, TV).	89
205	During the past 12 months, have you participated in any alcohol prevention programs or seen any alcohol prevention messages in your school or community? No	89
206	How wrong do your parents feel it would be for YOU to: drink beer, wine or hard liquor (for example, vodka, whiskey or gin) regularly?	90
207	How wrong do your parents feel it would be for YOU to: smoke cigarettes?	90
208	How wrong do your parents feel it would be for YOU to: smoke marijuana?	90
209	How wrong do your parents feel it would be for YOU to: steal something worth more than \$5?	91

210	How wrong do your parents feel it would be for YOU to: draw graffiti, write things, or draw pictures on buildings or other property (without the owner's permission)?	91
211	How wrong do your parents feel it would be for YOU to: pick a fight with someone?	91
212	During the past 12 months, have you talked with at least one of your parents about the dangers of underage drinking and/or drinking and driving? By parents, we mean either your biological parents, adoptive parents, stepparents, or adult guardians - whether or not they live with you.	92
213	Have any of your brothers or sisters ever: drunk beer, wine or hard liquor (for example, vodka, whiskey or gin)?	92
214	Have any of your brothers or sisters ever: smoked marijuana?	92
215	Have any of your brothers or sisters ever: smoked cigarettes?	92
216	Have any of your brothers or sisters ever: taken a handgun to school?	93
217	Have any of your brothers or sisters ever: been suspended or expelled from school?	93
218	The rules in my family are clear.	93
219	People in my family often insult or yell at each other.	94
220	When I am not at home, one of my parents knows where I am and who I am with.	94
221	We argue about the same things in my family over and over.	94
222	If you drank some beer or wine or liquor (for example, vodka, whiskey, or gin) without your parents' permission, would you be caught by your parents?	95
223	My family has clear rules about alcohol and drug use.	95
224	If you carried a handgun without your parents' permission, would you be caught by your parents?	95
225	If you skipped school would you be caught by your parents?	96
226	Do you feel very close to your mother?	96
227	Do you share your thoughts and feelings with your mother?	96
228	My parents ask me what I think before most family decisions affecting me are made.	97
229	Do you share your thoughts and feelings with your father?	97
230	Do you enjoy spending time with your mother?	97
231	Do you enjoy spending time with your father?	98
232	If I had a personal problem, I could ask my mom or dad for help.	98
233	Do you feel very close to your father?	98
234	My parents give me lots of chances to do fun things with them.	99
235	My parents ask if I've gotten my homework done.	99
236	People in my family have serious arguments.	99
237	Would your parents know if you did not come home on time?	100
238	It is important to be honest with your parents, even if they become upset or you get punished.	100

239	My parents notice when I am doing a good job and let me know about it.	100
240	How often do your parents tell you they're proud of you for something you've done?	101
241	How many brothers and sisters, including stepbrothers and sisters, do you have that are younger than you?	101
242	How many brothers and sisters, including stepbrothers and sisters, do you have that are older than you?	101
243	Have you changed homes in the past year (the last 12 months)?	102
244	How many times have you changed homes since kindergarten?	102
245	Have you changed schools (including changing from elementary to middle and middle to high school) in the past year?	102
246	How many times have you changed schools since kindergarten (including changing from elementary to middle and middle to high school)?	103
247	Has anyone in your family ever had severe alcohol or drug problems?	103
248	About how many adults (over 21) have you known personally who in the past year have: used marijuana, crack, cocaine, or other drugs?	103
249	About how many adults (over 21) have you known personally who in the past year have: sold or dealt drugs?	104
250	About how many adults (over 21) have you known personally who in the past year have: done other things that could get them in trouble with the police, like stealing, selling stolen goods, mugging or assaulting others, etc.?	104
251	About how many adults (over 21) have you known personally who in the past year have: gotten drunk or high?	104
252	Have you seen or heard information about underage drinking in the past 12 months from the following sources? Radio	105
253	Have you seen or heard information about underage drinking in the past 12 months from the following sources? TV.	105
254	Have you seen or heard information about underage drinking in the past 12 months from the following sources? Print. This includes information on underage drinking you may have seen in the newspaper, on a billboard, in pamphlets, on stickers, etc.	105
255	Have you seen or heard information about underage drinking in the past 12 months from the following sources? Website or social media? (Facebook, Myspace, website, etc.)	105
256	The next questions ask about your opinions of the information you saw or heard. If you have seen or heard more than one ad, please think about your favorite ad when answering these questions. The information about underage drinking that I saw or heard was convincing.	106

257	The next questions ask about your opinions of the information you saw or heard. If you have seen or heard more than one ad, please think about your favorite ad when answering these questions. The information about underage drinking that I saw or heard grabbed my attention.	106
258	The next questions ask about your opinions of the information you saw or heard. If you have seen or heard more than one ad, please think about your favorite ad when answering these questions. The information about underage drinking that I saw or heard said something important to me.	106
259	The next questions ask about your opinions of the information you saw or heard. If you have seen or heard more than one ad, please think about your favorite ad when answering these questions. Seeing or hearing this information about underage drinking made me want to stop or decrease my drinking.	107
260	How honest were you in filling out this survey?	107

List of Figures

1	Grade Chart	12
2	Gender Chart	13
3	Age Chart	14
4	Ethnic Origin Chart	15

1 INTRODUCTION

This report was generated from data collected on the *2011 Arkansas Prevention Needs Assessment Student Survey*. This report contains basic frequency tables of all data collected and graphs on the selected demographic variables of grade, gender, age and ethnic origin. The graph on ethnic origin is represented as a bar chart rather than as a pie chart. This is because students were allowed to mark more than one response for ethnic origin as opposed to being allowed to mark only one response. The bars represent the percent of students who marked each of the ethnic categories.

Questions regarding the information found in this report can be directed to:

Pride Surveys

160 Vanderbilt Court
Bowling Green, KY 42103
1-800-279-6361
www.pridesurveys.com

Grade Chart

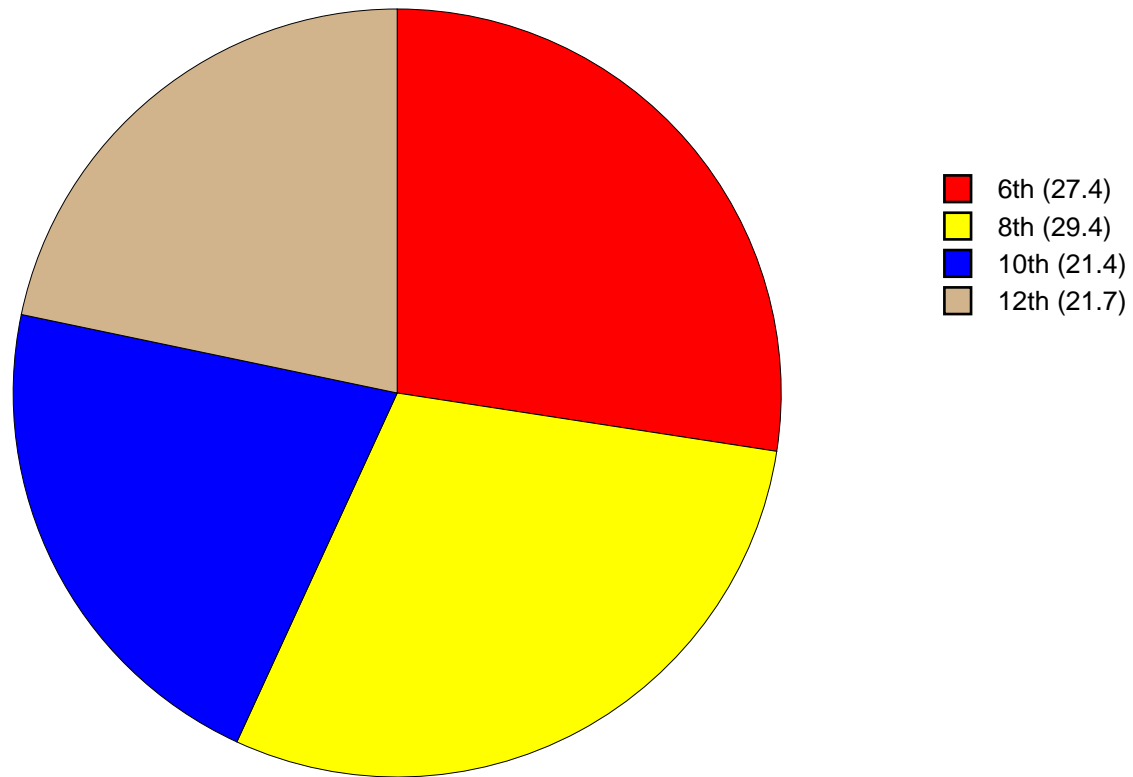


Figure 1: Grade Chart

Gender Chart

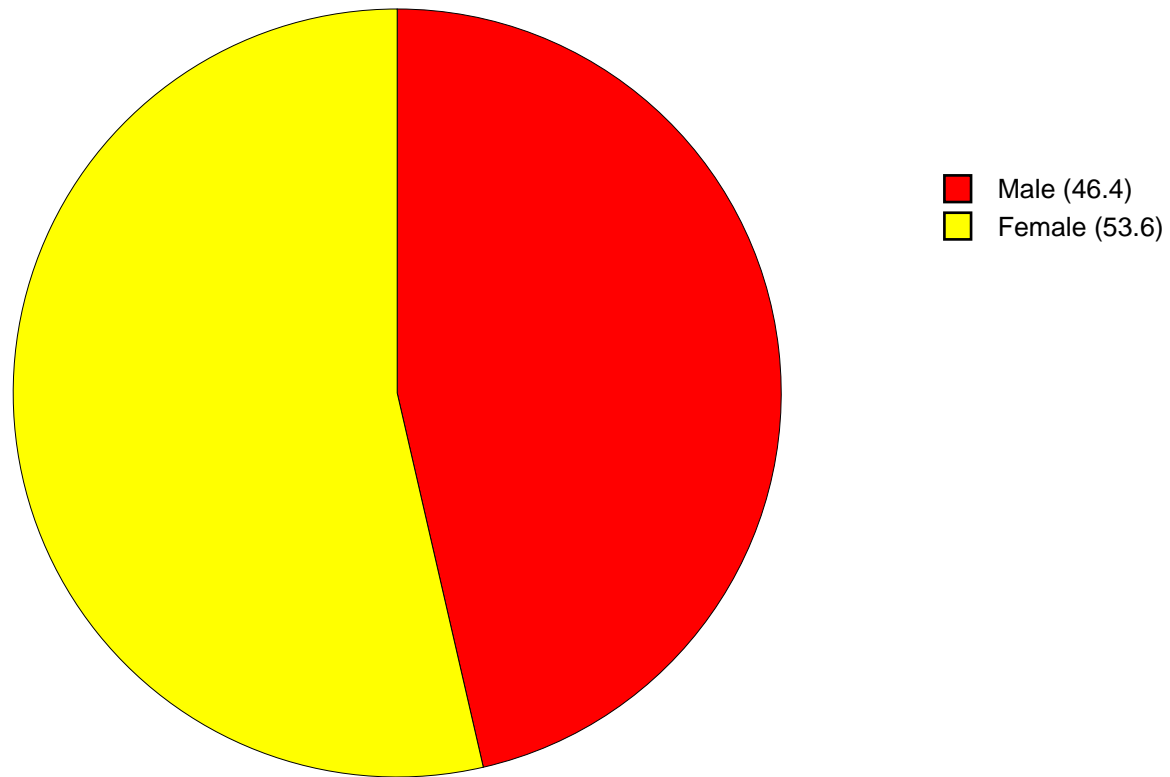


Figure 2: Gender Chart

Age Chart

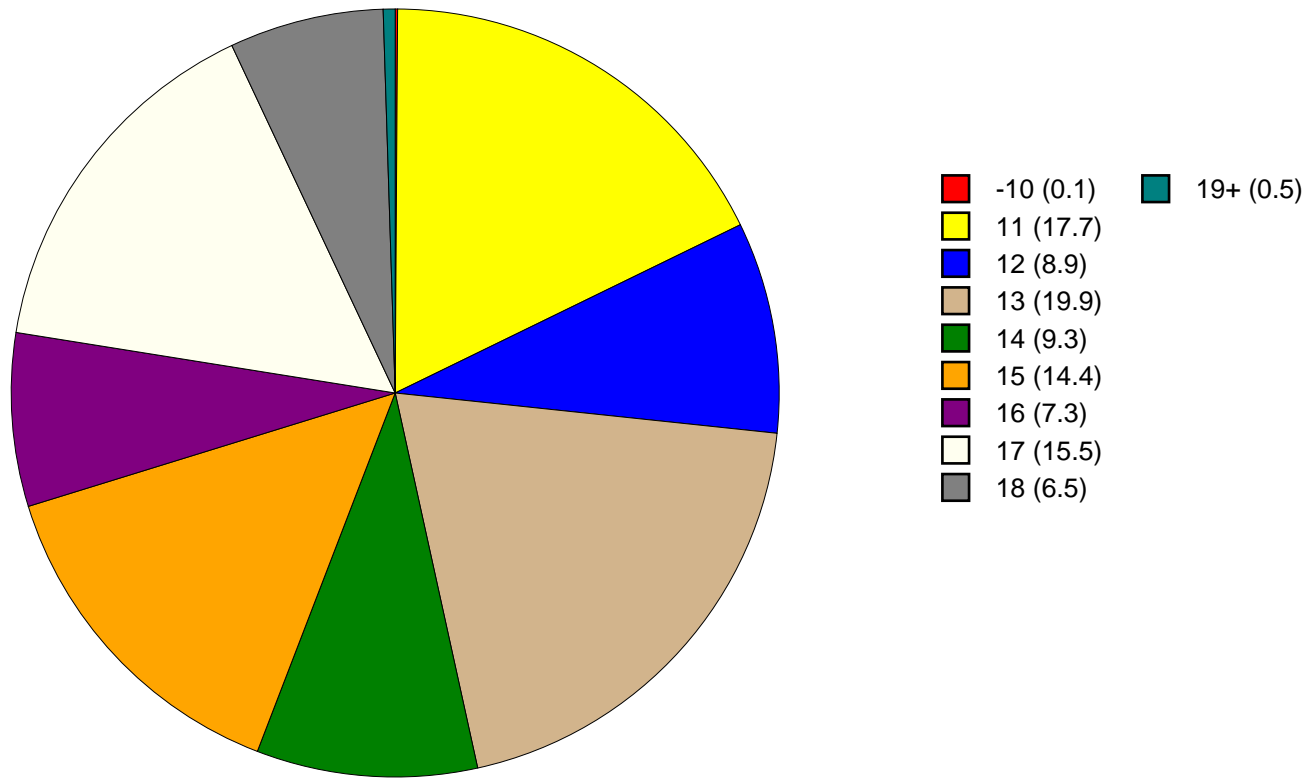


Figure 3: Age Chart

Ethnic Origin Chart

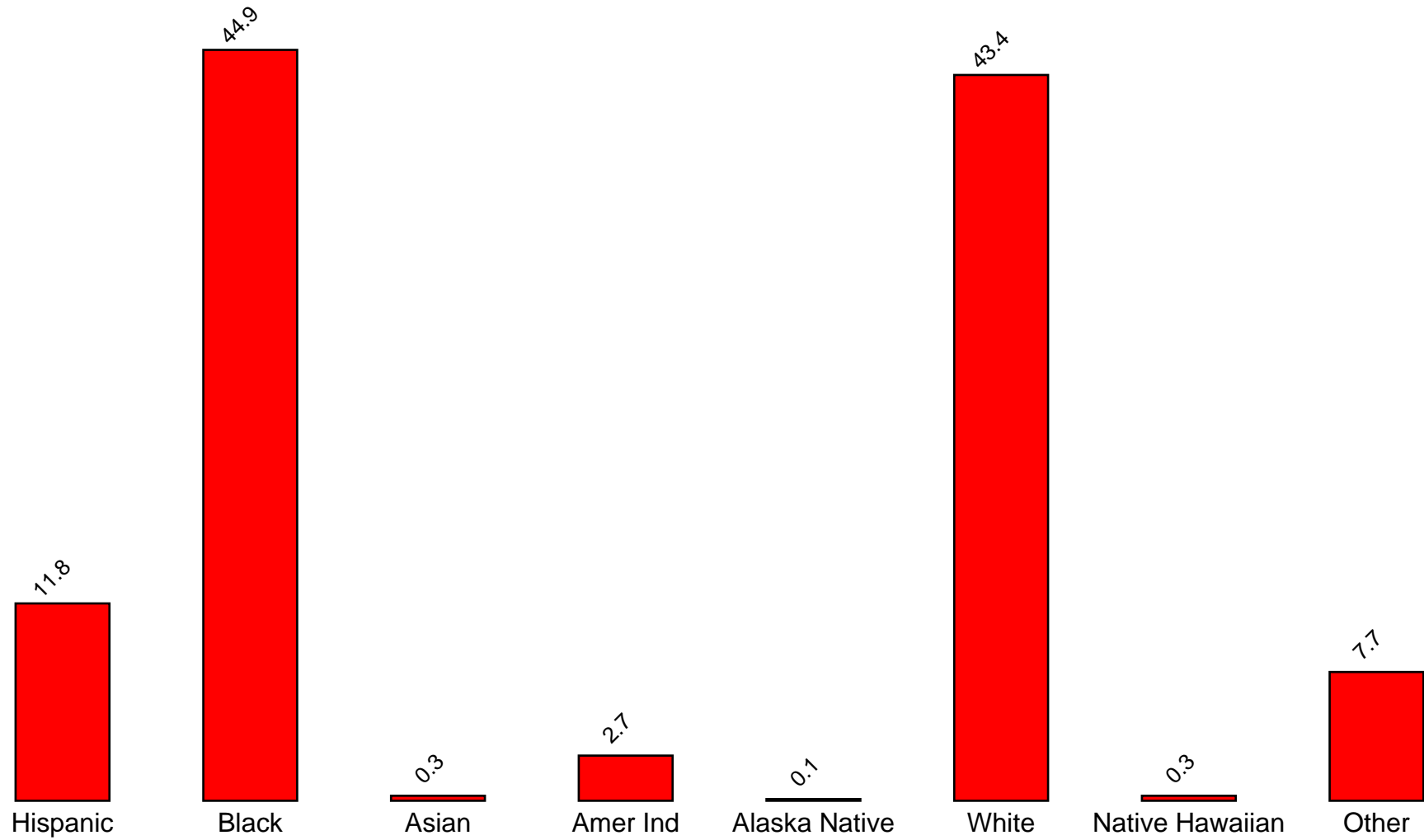


Figure 4: Ethnic Origin Chart

2 PERCENTAGE TABLES

The following tables contain frequency distribution detailing how your students responded to each question on the survey. The tables appear in the same order as the questions on the survey. The tables include breakdowns by grade level as well as overall percentages. The *N of Valid* row is a frequency count of the number of valid responses to each question for each grade and overall. The *N of Miss* row is a frequency count of the number of invalid (marked more than one response) or missing (i.e. did not respond) responses to each question for each grade and overall.

For the questions that allowed more than one response (i.e. race, live with, etc.) each response becomes a separate table. If a student did not mark the response, that was counted as a NO response, and if they did mark the response, that was counted as a YES response. Since a non response is a valid response for these questions, the *N of Miss* will always be zero for these questions.

Table 1: Sex



Response	6	8	10	12	Total	
Male	46.8	45.9	44.0	48.8	46.4	
Female	53.2	54.1	56.0	51.2	53.6	
N of Valid	489	532	389	389	1799	
N of Miss	10	3	1	6	20	

Table 2: Age











Response	6	8	10	12	Total	
10 or younger	0.2	0.0	0.0	0.0	0.1	
11	64.4	0.0	0.0	0.0	17.7	
12	32.6	0.0	0.0	0.0	8.9	
13	2.8	65.0	0.0	0.0	19.9	
14	0.0	31.2	0.5	0.0	9.3	
15	0.0	3.6	62.5	0.0	14.4	
16	0.0	0.2	33.9	0.0	7.3	
17	0.0	0.0	3.1	67.8	15.5	
18	0.0	0.0	0.0	29.9	6.5	
19 or older	0.0	0.0	0.0	2.3	0.5	
N of Valid	497	532	387	395	1811	
N of Miss	2	3	3	0	8	

Table 3: Are you Hispanic or Latino?



Response	6	8	10	12	Total	
No	84.7	89.4	89.6	89.4	88.2	
Yes	15.3	10.6	10.4	10.6	11.8	
N of Valid	465	519	375	387	1746	
N of Miss	34	16	15	8	73	

Table 4: What is your race? Black or African American



Response	6	8	10	12	Total	
No	58.3	52.3	55.6	54.2	55.1	
Yes	41.7	47.7	44.4	45.8	44.9	
N of Valid	499	535	390	395	1819	
N of Miss	0	0	0	0	0	

Table 5: What is your race? Asian



Response	6	8	10	12	Total	
No	100.0	99.6	99.7	99.5	99.7	
Yes	0.0	0.4	0.3	0.5	0.3	
N of Valid	499	535	390	395	1819	
N of Miss	0	0	0	0	0	

Table 6: What is your race? American Indian



Response	6	8	10	12	Total	
No	96.8	98.5	97.7	95.7	97.3	
Yes	3.2	1.5	2.3	4.3	2.7	
N of Valid	499	535	390	395	1819	
N of Miss	0	0	0	0	0	

Table 7: What is your race? Alaska Native



Response	6	8	10	12	Total	
No	99.8	100.0	100.0	100.0	99.9	
Yes	0.2	0.0	0.0	0.0	0.1	
N of Valid	499	535	390	395	1819	
N of Miss	0	0	0	0	0	

Table 8: What is your race? White



Response	6	8	10	12	Total	
No	57.3	57.4	54.6	56.7	56.6	
Yes	42.7	42.6	45.4	43.3	43.4	
N of Valid	499	535	390	395	1819	
N of Miss	0	0	0	0	0	

Table 9: What is your race? Native Hawaiian or Other Pacific Islander



Response	6	8	10	12	Total	
No	99.6	99.6	100.0	99.7	99.7	
Yes	0.4	0.4	0.0	0.3	0.3	
N of Valid	499	535	390	395	1819	
N of Miss	0	0	0	0	0	

Table 10: What is your race? Other



Response	6	8	10	12	Total	
No	88.2	93.3	94.6	93.9	92.3	
Yes	11.8	6.7	5.4	6.1	7.7	
N of Valid	499	535	390	395	1819	
N of Miss	0	0	0	0	0	

Table 11: What is the highest level of schooling completed by your mother or father?

Response	6	8	10	12	Total
Completed grade school or less	4.0	2.5	1.9	2.0	2.7
Some high school	3.6	3.5	8.2	13.7	6.8
Completed high school	15.7	22.7	23.0	31.6	22.9
Some college	9.9	15.6	19.0	17.3	15.2
Completed college	24.9	23.1	26.5	21.9	24.1
Graduate or professional school after college	5.5	7.3	8.2	4.6	6.4
Don't know	35.4	24.3	12.4	6.6	20.8
Does not apply	1.0	1.0	0.8	2.3	1.2
N of Valid	477	519	378	393	1767
N of Miss	15	6	5	2	26

Table 12: Think of where you live most of the time. Which of the following people live there with you? Mother

Response	6	8	10	12	Total
No	13.2	12.7	15.1	22.3	15.4
Yes	86.8	87.3	84.9	77.7	84.6
N of Valid	499	535	390	395	1819
N of Miss	0	0	0	0	0

Table 13: Think of where you live most of the time. Which of the following people live there with you? Stepmother

Response	6	8	10	12	Total
No	95.0	95.0	97.2	94.9	95.4
Yes	5.0	5.0	2.8	5.1	4.6
N of Valid	499	535	390	395	1819
N of Miss	0	0	0	0	0

Table 14: Think of where you live most of the time. Which of the following people live there with you? Foster Mother



Response	6	8	10	12	Total	
No	99.6	99.8	99.7	99.5	99.7	
Yes	0.4	0.2	0.3	0.5	0.3	
N of Valid	499	535	390	395	1819	
N of Miss	0	0	0	0	0	

Table 15: Think of where you live most of the time. Which of the following people live there with you? Grandmother



Response	6	8	10	12	Total	
No	85.6	85.4	86.9	88.6	86.5	
Yes	14.4	14.6	13.1	11.4	13.5	
N of Valid	499	535	390	395	1819	
N of Miss	0	0	0	0	0	

Table 16: Think of where you live most of the time. Which of the following people live there with you? Aunt



Response	6	8	10	12	Total	
No	91.2	95.0	97.2	95.2	94.4	
Yes	8.8	5.0	2.8	4.8	5.6	
N of Valid	499	535	390	395	1819	
N of Miss	0	0	0	0	0	

Table 17: Think of where you live most of the time. Which of the following people live there with you? Father



Response	6	8	10	12	Total	
No	46.1	54.4	55.6	56.2	52.8	
Yes	53.9	45.6	44.4	43.8	47.2	
N of Valid	499	535	390	395	1819	
N of Miss	0	0	0	0	0	

Table 18: Think of where you live most of the time. Which of the following people live there with you? Stepfather



Response	6	8	10	12	Total	
No	86.4	83.6	83.6	89.1	85.5	
Yes	13.6	16.4	16.4	10.9	14.5	
N of Valid	499	535	390	395	1819	
N of Miss	0	0	0	0	0	

Table 19: Think of where you live most of the time. Which of the following people live there with you? Foster Father



Response	6	8	10	12	Total	
No	99.8	100.0	99.7	99.7	99.8	
Yes	0.2	0.0	0.3	0.3	0.2	
N of Valid	499	535	390	395	1819	
N of Miss	0	0	0	0	0	

Table 20: Think of where you live most of the time. Which of the following people live there with you? Grandfather



Response	6	8	10	12	Total	
No	91.0	91.0	91.8	94.7	92.0	
Yes	9.0	9.0	8.2	5.3	8.0	
N of Valid	499	535	390	395	1819	
N of Miss	0	0	0	0	0	

Table 21: Think of where you live most of the time. Which of the following people live there with you? Uncle



Response	6	8	10	12	Total	
No	94.4	95.5	96.9	98.0	96.0	
Yes	5.6	4.5	3.1	2.0	4.0	
N of Valid	499	535	390	395	1819	
N of Miss	0	0	0	0	0	

Table 22: Think of where you live most of the time. Which of the following people live there with you? Other Adults



Response	6	8	10	12	Total	
No	98.2	98.7	99.2	97.5	98.4	
Yes	1.8	1.3	0.8	2.5	1.6	
N of Valid	499	535	390	395	1819	
N of Miss	0	0	0	0	0	

Table 23: Think of where you live most of the time. Which of the following people live there with you? Brother(s)



Response	6	8	10	12	Total	
No	51.3	55.5	59.2	66.1	57.4	
Yes	48.7	44.5	40.8	33.9	42.6	
N of Valid	499	535	390	395	1819	
N of Miss	0	0	0	0	0	

Table 24: Think of where you live most of the time. Which of the following people live there with you? Stepbrother(s)



Response	6	8	10	12	Total	
No	95.4	96.6	97.7	97.0	96.6	
Yes	4.6	3.4	2.3	3.0	3.4	
N of Valid	499	535	390	395	1819	
N of Miss	0	0	0	0	0	

Table 25: Think of where you live most of the time. Which of the following people live there with you? Sister(s)



Response	6	8	10	12	Total	
No	52.3	58.5	61.0	68.9	59.6	
Yes	47.7	41.5	39.0	31.1	40.4	
N of Valid	499	535	390	395	1819	
N of Miss	0	0	0	0	0	

Table 26: Think of where you live most of the time. Which of the following people live there with you? Stepsister(s)



Response	6	8	10	12	Total	
No	96.4	97.0	98.2	98.5	97.4	
Yes	3.6	3.0	1.8	1.5	2.6	
N of Valid	499	535	390	395	1819	
N of Miss	0	0	0	0	0	

Table 27: Think of where you live most of the time. Which of the following people live there with you? Other Children



Response	6	8	10	12	Total	
No	95.0	95.7	96.4	90.1	94.4	
Yes	5.0	4.3	3.6	9.9	5.6	
N of Valid	499	535	390	395	1819	
N of Miss	0	0	0	0	0	

Table 28: In my school, students have lots of chances to help decide things like class activities and rules.





Response	6	8	10	12	Total	
NO!	25.8	27.1	22.7	22.6	24.8	
no	29.7	34.6	31.0	30.5	31.6	
yes	34.4	31.4	39.1	38.7	35.4	
YES!	10.2	7.0	7.3	8.1	8.2	
N of Valid	489	532	384	393	1798	
N of Miss	10	3	6	2	21	

Table 29: Teachers ask me to work on special classroom projects.





Response	6	8	10	12	Total	
NO!	14.0	13.9	10.1	10.9	12.5	
no	29.0	41.2	35.0	24.9	33.0	
yes	39.7	37.1	45.1	53.9	43.2	
YES!	17.3	7.9	9.8	10.2	11.3	
N of Valid	486	534	386	393	1799	
N of Miss	13	1	4	2	20	

Table 30: My teacher(s) notices when I am doing a good job and lets me know about it.

Response	6	8	10	12	Total	
NO!	5.1	7.6	8.0	5.9	6.6	
no	10.0	16.7	17.7	14.1	14.5	
yes	40.9	44.3	51.4	51.2	46.4	
YES!	44.0	31.4	22.9	28.9	32.4	
N of Valid	491	526	389	391	1797	
N of Miss	7	8	1	4	20	

Table 31: There are lots of chances for students in my school to get involved in sports, clubs, and other school activities outside of class.

Response	6	8	10	12	Total	
NO!	9.5	4.1	4.4	3.1	5.4	
no	13.6	9.4	7.2	8.1	9.8	
yes	34.5	41.2	40.2	38.4	38.6	
YES!	42.4	45.3	48.2	50.4	46.2	
N of Valid	484	534	388	393	1799	
N of Miss	14	1	2	2	19	

Table 32: There are lots of chances for students in my school to talk with a teacher one-on-one.

Response	6	8	10	12	Total	
NO!	9.2	8.1	6.7	3.3	7.1	
no	16.6	17.5	15.5	16.9	16.7	
yes	39.5	49.4	54.4	51.2	48.2	
YES!	34.6	24.9	23.3	28.6	28.0	
N of Valid	488	530	386	391	1795	
N of Miss	11	5	4	3	23	

Table 33: I feel safe at my school.

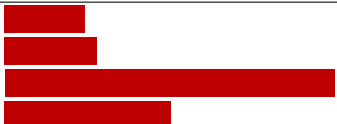
Response	6	8	10	12	Total	
NO!	11.2	12.1	10.6	7.7	10.6	
no	11.6	16.4	12.5	9.0	12.6	
yes	42.4	51.9	56.1	59.6	51.9	
YES!	34.9	19.6	20.8	23.8	24.9	
N of Valid	484	530	385	391	1790	
N of Miss	12	3	5	4	24	

Table 34: The school lets my parents know when I have done something well.


Response	6	8	10	12	Total	
NO!	17.0	21.2	17.7	19.4	18.9	
no	23.2	34.2	40.8	37.8	33.4	
yes	35.8	32.7	32.2	31.4	33.1	
YES!	24.0	11.9	9.4	11.5	14.5	
N of Valid	483	529	385	392	1789	
N of Miss	15	6	5	3	29	

Table 35: My teachers praise me when I work hard in school.


Response	6	8	10	12	Total	
NO!	14.0	19.4	15.4	15.1	16.2	
no	25.0	34.7	39.2	35.6	33.2	
yes	39.5	31.8	37.6	38.7	36.6	
YES!	21.5	14.1	7.8	10.5	14.0	
N of Valid	484	525	383	390	1782	
N of Miss	14	8	7	4	33	

Table 36: Are your school grades better than the grades of most students in your class?

Response	6	8	10	12	Total
NO!	11.3	5.9	5.5	3.3	6.7
no	24.7	26.4	25.6	19.7	24.3
yes	44.3	48.9	54.3	59.8	51.2
YES!	19.6	18.8	14.6	17.1	17.8
N of Valid	485	526	383	391	1785
N of Miss	13	8	5	4	30

Table 37: I have lots of chances to be part of class discussions or activities.

Response	6	8	10	12	Total
NO!	8.9	6.0	3.4	3.6	5.7
no	15.7	18.8	12.4	11.2	14.9
yes	42.7	53.6	64.9	57.3	53.9
YES!	32.8	21.6	19.3	28.0	25.5
N of Valid	485	532	388	393	1798
N of Miss	13	2	2	2	19

Table 38: Now thinking back over the past year in school, how often did you: enjoy being in school?

Response	6	8	10	12	Total
Never	9.9	9.1	9.3	9.2	9.4
Seldom	10.7	11.2	11.6	13.0	11.6
Sometimes	35.9	46.9	45.7	43.7	43.0
Often	21.4	22.2	23.8	24.0	22.7
Almost always	22.2	10.6	9.6	10.0	13.4
N of Valid	487	527	387	391	1792
N of Miss	12	7	3	4	26

Table 39: Now thinking back over the past year in school, how often did you: hate being in school?

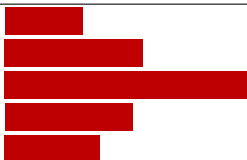
Response	6	8	10	12	Total	
Never	19.3	8.7	6.2	5.4	10.3	
Seldom	16.6	21.4	20.8	22.5	20.2	
Sometimes	34.5	36.8	41.3	39.9	37.8	
Often	16.6	19.0	19.0	19.7	18.5	
Almost always	12.9	14.0	12.7	12.5	13.1	
N of Valid	481	527	385	391	1784	
N of Miss	15	6	5	4	30	

Table 40: Now thinking back over the past year in school, how often did you: try to do your best work in school?


Response	6	8	10	12	Total	
Never	0.4	0.4	0.5	0.8	0.5	
Seldom	0.4	0.9	2.3	1.3	1.2	
Sometimes	6.4	12.0	12.2	16.2	11.4	
Often	16.5	28.7	30.6	32.6	26.6	
Almost always	76.2	58.1	54.4	49.2	60.3	
N of Valid	484	527	386	390	1787	
N of Miss	15	6	4	5	30	

Table 41: How often do you feel that the school work you are assigned is meaningful and important?

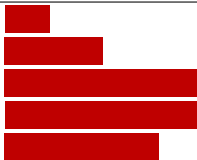
Response	6	8	10	12	Total	
Never	4.3	4.4	4.9	5.6	4.8	
Seldom	8.3	13.5	17.4	16.7	13.6	
Sometimes	19.2	31.5	35.3	33.6	29.5	
Often	31.6	27.5	30.6	27.4	29.3	
Almost always	36.6	23.1	11.7	16.7	22.9	
N of Valid	484	527	385	390	1786	
N of Miss	14	8	5	5	32	

Table 42: Putting them all together, what were your grades like last year?

Response	6	8	10	12	Total	
Mostly F's	1.8	1.8	0.3	0.5	1.2	
Mostly D's	2.5	3.2	4.8	2.1	3.1	
Mostly C's	13.0	22.0	30.5	26.5	22.5	
Mostly B's	39.6	40.4	38.8	53.0	42.7	
Mostly A's	43.2	32.6	25.7	17.9	30.5	
N of Valid	447	500	374	385	1706	
N of Miss	7	4	2	3	16	

Table 43: How important do you think the things you are learning in school are going to be for your later life?

Response	6	8	10	12	Total	
Very important	69.5	45.0	29.5	29.5	44.9	
Quite important	16.5	26.9	26.9	26.4	24.0	
Fairly important	9.5	19.8	29.2	27.4	20.7	
Slightly important	3.7	7.1	12.7	13.8	8.8	
Not at all important	0.8	1.1	1.8	2.8	1.6	
N of Valid	486	524	387	390	1787	
N of Miss	13	8	3	5	29	

Table 44: How interesting are most of your courses to you?

Response	6	8	10	12	Total	
Very interesting and stimulating	30.0	13.3	11.3	12.9	17.2	
Quite interesting	30.6	29.5	21.6	29.8	28.1	
Fairly interesting	25.4	34.0	41.5	35.5	33.7	
Slightly dull	9.4	16.2	18.3	16.5	14.9	
Very dull	4.6	7.0	7.2	5.4	6.1	
N of Valid	477	526	388	389	1780	
N of Miss	22	7	2	6	37	

Table 45: During the LAST FOUR WEEKS how many whole days of school have you missed because you skipped or 'cut'?








Response	6	8	10	12	Total	
None	69.0	78.8	74.4	68.2	72.9	
1	12.7	8.3	12.7	13.2	11.5	
2	6.0	6.4	3.6	7.0	5.8	
3	6.4	2.5	5.7	5.4	4.9	
4-5	4.3	3.2	2.3	3.6	3.4	
6-10	1.4	0.6	0.5	2.6	1.2	
11 or more	0.2	0.2	0.8	0.0	0.3	
N of Valid	487	529	386	387	1789	
N of Miss	12	6	4	8	30	

Table 46: What are the chances you would be seen as cool if you: smoked cigarettes?






Response	6	8	10	12	Total	
No or very little chance	88.4	68.5	58.5	57.5	69.3	
Little chance	5.3	13.2	16.7	18.3	12.9	
Some chance	1.7	8.6	15.7	12.6	9.2	
Pretty good chance	2.7	5.4	5.2	8.0	5.2	
Very good chance	1.9	4.4	3.9	3.6	3.4	
N of Valid	476	523	383	388	1770	
N of Miss	23	10	6	6	45	

Table 47: What are the chances you would be seen as cool if you: worked hard at school?






Response	6	8	10	12	Total	
No or very little chance	5.4	11.3	9.1	9.5	8.8	
Little chance	7.9	15.1	14.5	15.7	13.2	
Some chance	9.5	15.9	24.2	21.6	17.2	
Pretty good chance	23.6	23.1	28.3	27.6	25.4	
Very good chance	53.6	34.6	23.9	25.5	35.5	
N of Valid	483	523	385	388	1779	
N of Miss	16	11	5	7	39	

Table 48: What are the chances you would be seen as cool if you: began drinking alcoholic beverages regularly, that is, at least once or twice a month?


Response	6	8	10	12	Total	
No or very little chance	86.3	56.5	42.6	41.4	58.1	
Little chance	6.1	17.0	14.3	17.5	13.6	
Some chance	3.0	12.3	19.0	14.4	11.7	
Pretty good chance	2.5	9.2	15.3	17.5	10.6	
Very good chance	2.1	5.0	8.8	9.3	6.0	
N of Valid	474	519	385	389	1767	
N of Miss	25	14	5	6	50	

Table 49: What are the chances you would be seen as cool if you: defended someone who was being verbally abused at school?

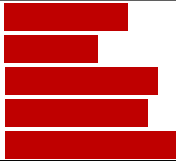
Response	6	8	10	12	Total	
No or very little chance	21.8	17.3	13.8	17.0	17.7	
Little chance	8.6	13.1	16.7	13.9	12.8	
Some chance	14.9	20.0	27.1	31.2	22.6	
Pretty good chance	16.6	23.5	24.2	20.1	21.0	
Very good chance	38.0	26.2	18.2	17.8	25.8	
N of Valid	476	520	384	388	1768	
N of Miss	23	13	6	7	49	

Table 50: What are the chances you would be seen as cool if you: smoked marijuana?


Response	6	8	10	12	Total	
No or very little chance	92.4	70.8	56.1	51.3	69.1	
Little chance	4.0	8.8	10.6	14.9	9.3	
Some chance	0.8	7.1	11.4	12.9	7.6	
Pretty good chance	0.8	6.0	9.9	9.8	6.3	
Very good chance	1.9	7.3	11.9	11.1	7.7	
N of Valid	475	520	385	388	1768	
N of Miss	24	15	5	7	51	

Table 51: What are the chances you would be seen as cool if you: carried a handgun?


Response	6	8	10	12	Total	
No or very little chance	85.6	73.9	73.6	70.2	76.1	
Little chance	5.3	10.6	10.9	9.5	9.0	
Some chance	4.0	6.5	5.7	10.3	6.5	
Pretty good chance	1.3	4.6	4.1	4.6	3.6	
Very good chance	3.8	4.4	5.7	5.4	4.8	
N of Valid	472	521	386	389	1768	
N of Miss	27	13	4	6	50	

Table 52: What are the chances you would be seen as cool if you: regularly volunteered to do community service?

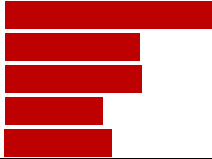
Response	6	8	10	12	Total	
No or very little chance	29.4	37.4	27.0	31.9	31.8	
Little chance	12.5	20.2	24.2	22.9	19.6	
Some chance	14.6	18.6	26.0	22.4	20.0	
Pretty good chance	16.9	11.9	11.4	13.6	13.5	
Very good chance	26.5	11.9	11.4	9.3	15.1	
N of Valid	472	521	385	389	1767	
N of Miss	25	12	5	6	48	

Table 53: Think of your four best friends (the friends you feel closest to). In the past year (12 months), how many of your best friends have: participated in clubs, organizations or activities at school?


Response	6	8	10	12	Total	
0	21.3	14.3	10.5	9.9	14.4	
1	12.6	10.9	15.2	9.6	12.0	
2	16.4	21.3	17.5	20.6	19.0	
3	16.8	16.2	17.0	17.4	16.8	
4	32.8	37.3	39.8	42.4	37.8	
N of Valid	475	525	382	384	1766	
N of Miss	24	9	7	11	51	

Table 54: Think of your four best friends (the friends you feel closest to). In the past year (12 months), how many of your best friends have: smoked cigarettes?






Response	6	8	10	12	Total	
0	90.0	69.0	49.9	42.0	64.6	
1	5.3	16.5	19.2	19.6	14.7	
2	1.7	7.5	10.5	13.6	7.9	
3	0.6	3.6	9.2	9.1	5.2	
4	2.3	3.4	11.3	15.7	7.5	
N of Valid	471	522	381	383	1757	
N of Miss	27	13	9	12	61	

Table 55: Think of your four best friends (the friends you feel closest to). In the past year (12 months), how many of your best friends have: tried beer, wine or hard liquor (for example, vodka, whiskey, or gin) when their parents didn't know about it?






Response	6	8	10	12	Total	
0	78.1	47.3	26.7	22.1	45.6	
1	11.2	17.0	13.1	14.8	14.1	
2	3.2	13.5	16.5	16.1	11.9	
3	2.9	7.4	15.4	8.8	8.3	
4	4.6	14.7	28.3	38.2	20.0	
N of Valid	475	524	382	385	1766	
N of Miss	24	10	8	10	52	

Table 56: Think of your four best friends (the friends you feel closest to). In the past year (12 months), how many of your best friends have: made a commitment to stay drug-free?






Response	6	8	10	12	Total	
0	11.9	24.5	30.4	35.5	24.8	
1	5.7	10.5	15.5	19.2	12.2	
2	4.7	10.9	12.6	9.3	9.3	
3	8.9	11.1	12.9	10.9	10.8	
4	68.8	43.0	28.6	25.1	42.9	
N of Valid	471	523	381	386	1761	
N of Miss	26	11	8	9	54	

Table 57: Think of your four best friends (the friends you feel closest to). In the past year (12 months), how many of your best friends have: used marijuana?






Response	6	8	10	12	Total	
0	94.1	77.8	59.5	47.3	71.5	
1	3.4	9.2	13.1	15.8	9.9	
2	0.2	6.1	9.4	13.8	6.9	
3	0.6	2.7	6.8	8.6	4.3	
4	1.7	4.2	11.2	14.5	7.3	
N of Valid	472	523	383	385	1763	
N of Miss	26	11	6	10	53	

Table 58: Think of your four best friends (the friends you feel closest to). In the past year (12 months), how many of your best friends have: tried to do well in school?






Response	6	8	10	12	Total	
0	3.2	4.6	5.0	3.9	4.1	
1	4.4	4.2	4.7	8.8	5.4	
2	5.0	9.7	11.9	12.7	9.6	
3	12.8	19.2	20.3	18.4	17.6	
4	74.6	62.3	58.0	56.1	63.3	
N of Valid	476	525	379	385	1765	
N of Miss	23	10	10	9	52	

Table 59: Think of your four best friends (the friends you feel closest to). In the past year (12 months), how many of your best friends have: used LSD, cocaine, amphetamines, or other illegal drugs?






Response	6	8	10	12	Total	
0	94.9	93.7	87.7	87.5	91.4	
1	3.0	3.1	5.5	4.7	3.9	
2	0.6	1.5	3.7	4.2	2.3	
3	0.6	1.0	0.8	0.5	0.7	
4	0.8	0.8	2.3	3.1	1.6	
N of Valid	474	523	383	383	1763	
N of Miss	25	12	7	12	56	

Table 60: Think of your four best friends (the friends you feel closest to). In the past year (12 months), how many of your best friends have: been suspended from school?






Response	6	8	10	12	Total	
0	61.3	49.6	59.8	67.4	58.8	
1	17.3	22.1	15.0	14.3	17.6	
2	9.1	16.2	13.4	10.7	12.5	
3	5.3	4.4	5.2	2.1	4.3	
4	7.2	7.6	6.6	5.5	6.8	
N of Valid	475	524	381	384	1764	
N of Miss	24	11	9	10	54	

Table 61: Think of your four best friends (the friends you feel closest to). In the past year (12 months), how many of your best friends have: liked school?






Response	6	8	10	12	Total	
0	21.9	30.5	32.0	32.0	28.9	
1	14.9	12.6	14.6	13.0	13.8	
2	16.6	21.6	22.1	22.1	20.5	
3	15.8	16.8	15.1	10.2	14.7	
4	30.7	18.5	16.1	22.7	22.2	
N of Valid	475	524	384	384	1767	
N of Miss	23	11	6	11	51	

Table 62: Think of your four best friends (the friends you feel closest to). In the past year (12 months), how many of your best friends have: carried a handgun?






Response	6	8	10	12	Total	
0	92.8	91.0	92.4	87.0	90.9	
1	3.6	4.0	2.3	5.4	3.9	
2	0.6	1.9	2.3	2.8	1.9	
3	1.9	1.9	0.5	1.3	1.5	
4	1.1	1.1	2.3	3.4	1.9	
N of Valid	473	524	383	386	1766	
N of Miss	26	11	7	9	53	

Table 63: Think of your four best friends (the friends you feel closest to). In the past year (12 months), how many of your best friends have: sold illegal drugs?






Response	6	8	10	12	Total	
0	97.0	93.6	85.8	78.3	89.5	
1	1.7	3.7	6.0	10.7	5.2	
2	0.2	1.5	4.7	5.0	2.6	
3	0.2	0.6	0.5	2.1	0.8	
4	0.8	0.6	2.9	3.9	1.9	
N of Valid	472	518	381	383	1754	
N of Miss	27	17	8	12	64	

Table 64: Think of your four best friends (the friends you feel closest to). In the past year (12 months), how many of your best friends have: regularly attended religious services?






Response	6	8	10	12	Total	
0	33.8	24.3	17.0	19.7	24.2	
1	10.0	9.8	13.9	16.8	12.2	
2	8.7	17.0	18.8	19.7	15.8	
3	8.7	17.2	20.4	17.8	15.8	
4	38.8	31.7	29.8	26.0	31.9	
N of Valid	461	523	382	381	1747	
N of Miss	38	12	7	14	71	

Table 65: Think of your four best friends (the friends you feel closest to). In the past year (12 months), how many of your best friends have: stolen or tried to steal a motor vehicle such as a car or motorcycle?






Response	6	8	10	12	Total	
0	96.8	94.1	89.6	93.5	93.7	
1	2.1	3.3	6.0	3.4	3.6	
2	0.6	1.3	1.8	1.0	1.2	
3	0.0	0.8	0.8	0.8	0.6	
4	0.4	0.6	1.8	1.3	1.0	
N of Valid	475	522	383	386	1766	
N of Miss	24	12	7	9	52	

Table 66: Think of your four best friends (the friends you feel closest to). In the past year (12 months), how many of your best friends have: been arrested?






Response	6	8	10	12	Total	
0	89.7	86.5	78.3	75.9	83.3	
1	6.5	7.6	10.7	12.4	9.0	
2	2.3	3.8	6.5	6.5	4.6	
3	0.6	1.0	1.8	1.6	1.2	
4	0.8	1.1	2.6	3.6	1.9	
N of Valid	475	525	382	386	1768	
N of Miss	24	10	8	9	51	

Table 67: Think of your four best friends (the friends you feel closest to). In the past year (12 months), how many of your best friends have: dropped out of school?






Response	6	8	10	12	Total	
0	95.6	93.3	88.8	88.1	91.8	
1	3.2	4.0	6.5	7.8	5.1	
2	1.1	1.1	2.6	2.8	1.8	
3	0.0	0.8	1.0	0.8	0.6	
4	0.2	0.8	1.0	0.5	0.6	
N of Valid	476	526	383	386	1771	
N of Miss	23	9	7	9	48	

Table 68: Think of your four best friends (the friends you feel closest to). In the past year (12 months), how many of your best friends have: been members of a gang?






Response	6	8	10	12	Total	
0	89.2	85.0	82.0	80.8	84.6	
1	3.4	5.9	5.7	6.0	5.2	
2	1.3	3.0	4.9	4.1	3.2	
3	0.6	1.7	1.3	1.6	1.3	
4	5.5	4.4	6.0	7.5	5.7	
N of Valid	474	526	384	386	1770	
N of Miss	25	9	6	9	49	

Table 69: How old were you when you first: smoked marijuana?










Response	6	8	10	12	Total	
Never	98.1	92.1	81.7	64.8	85.6	
10 or younger	1.0	1.0	0.8	1.3	1.0	
11	0.8	1.3	0.3	0.5	0.8	
12	0.0	1.7	2.6	1.8	1.5	
13	0.0	2.7	2.4	3.9	2.1	
14	0.0	1.0	6.5	5.2	2.8	
15	0.0	0.0	4.2	4.7	1.9	
16	0.0	0.0	1.6	9.1	2.3	
17 or older	0.0	0.2	0.0	8.6	1.9	
N of Valid	485	522	382	384	1773	
N of Miss	12	11	6	11	40	

Table 70: How old were you when you first: smoked a cigarette, even just a puff?










Response	6	8	10	12	Total	
Never	86.7	70.6	54.3	46.0	66.2	
10 or younger	9.2	10.4	10.2	11.2	10.2	
11	3.3	5.0	4.7	3.7	4.2	
12	0.8	6.3	7.0	4.2	4.5	
13	0.0	6.5	7.3	7.0	5.0	
14	0.0	1.0	8.4	6.5	3.5	
15	0.0	0.2	7.0	6.8	3.0	
16	0.0	0.0	1.0	8.4	2.0	
17 or older	0.0	0.0	0.0	6.3	1.4	
N of Valid	487	520	383	383	1773	
N of Miss	12	14	7	10	43	

Table 71: How old were you when you first: had more than a sip or two of beer, wine or hard liquor (for example, vodka, whiskey, or gin)?

Response	6	8	10	12	Total
Never	74.7	57.8	36.1	26.0	50.8
10 or younger	16.6	12.0	10.5	8.1	12.1
11	6.8	7.2	5.2	2.6	5.7
12	1.5	9.1	4.5	4.2	4.9
13	0.0	11.2	11.0	7.6	7.3
14	0.0	2.3	13.9	11.5	6.2
15	0.0	0.4	15.4	15.1	6.7
16	0.0	0.0	3.4	14.3	3.9
17 or older	0.4	0.0	0.0	10.7	2.4
N of Valid	482	517	382	384	1765
N of Miss	14	15	7	10	46

Table 72: How old were you when you first: began drinking alcoholic beverages regularly, that is, at least once or twice a month?

Response	6	8	10	12	Total
Never	95.1	88.7	78.2	63.0	82.6
10 or younger	2.5	0.8	0.8	1.3	1.4
11	1.9	1.1	0.8	0.8	1.2
12	0.2	2.3	2.9	1.0	1.6
13	0.0	6.1	2.1	1.0	2.5
14	0.0	1.0	4.7	4.9	2.4
15	0.0	0.0	8.6	6.5	3.3
16	0.0	0.0	2.1	9.9	2.6
17 or older	0.4	0.0	0.0	11.5	2.6
N of Valid	486	522	385	384	1777
N of Miss	13	13	5	11	42

Table 73: How old were you when you first: used phenoxydine (pox, px, breeze)?


Response	6	8	10	12	Total	
Never	100.0	100.0	100.0	100.0	100.0	
10 or younger	0.0	0.0	0.0	0.0	0.0	
11	0.0	0.0	0.0	0.0	0.0	
12	0.0	0.0	0.0	0.0	0.0	
13	0.0	0.0	0.0	0.0	0.0	
14	0.0	0.0	0.0	0.0	0.0	
15	0.0	0.0	0.0	0.0	0.0	
16	0.0	0.0	0.0	0.0	0.0	
17 or older	0.0	0.0	0.0	0.0	0.0	
N of Valid	482	517	385	385	1769	
N of Miss	17	18	5	9	49	

Table 74: How old were you when you first: got suspended from school?










Response	6	8	10	12	Total	
Never	84.3	72.1	66.8	65.9	73.0	
10 or younger	8.7	9.7	9.1	6.0	8.5	
11	5.6	6.4	3.7	1.3	4.5	
12	1.4	4.6	3.9	4.2	3.5	
13	0.0	5.4	6.8	5.7	4.3	
14	0.0	1.7	3.4	4.4	2.2	
15	0.0	0.0	6.0	6.5	2.7	
16	0.0	0.0	0.3	3.4	0.8	
17 or older	0.0	0.0	0.0	2.6	0.6	
N of Valid	485	517	383	384	1769	
N of Miss	11	13	5	9	38	

Table 75: How old were you when you first: got arrested?










Response	6	8	10	12	Total	
Never	97.5	95.4	91.9	88.8	93.8	
10 or younger	1.0	0.6	0.5	0.3	0.6	
11	1.2	0.4	0.0	0.3	0.5	
12	0.2	1.3	1.3	0.8	0.9	
13	0.0	1.5	1.8	1.0	1.1	
14	0.0	0.8	1.6	1.8	1.0	
15	0.0	0.0	2.3	1.6	0.8	
16	0.0	0.0	0.5	3.6	0.9	
17 or older	0.0	0.0	0.0	1.8	0.4	
N of Valid	484	519	384	385	1772	
N of Miss	15	15	6	9	45	

Table 76: How old were you when you first: carried a handgun?










Response	6	8	10	12	Total	
Never	94.0	95.2	94.5	90.4	93.7	
10 or younger	3.5	1.2	0.8	1.0	1.7	
11	1.9	0.8	0.5	0.3	0.9	
12	0.6	0.6	1.0	0.5	0.7	
13	0.0	1.7	1.0	1.0	1.0	
14	0.0	0.6	1.0	2.1	0.8	
15	0.0	0.0	0.5	0.8	0.3	
16	0.0	0.0	0.5	1.8	0.5	
17 or older	0.0	0.0	0.0	2.1	0.5	
N of Valid	481	518	384	385	1768	
N of Miss	16	15	6	10	47	

Table 77: How old were you when you first: attacked someone with the idea of seriously hurting them?


Response	6	8	10	12	Total	
Never	86.4	83.9	77.0	76.4	81.4	
10 or younger	4.5	3.3	4.7	4.4	4.2	
11	7.4	2.9	3.4	2.3	4.1	
12	1.4	3.3	2.4	1.3	2.2	
13	0.2	4.9	2.1	2.6	2.5	
14	0.0	1.6	5.0	2.6	2.1	
15	0.0	0.2	4.5	4.2	1.9	
16	0.0	0.0	1.0	2.3	0.7	
17 or older	0.0	0.0	0.0	3.9	0.8	
N of Valid	485	515	382	385	1767	
N of Miss	13	14	5	10	42	

Table 78: How old were you when you first: belonged to a gang?


Response	6	8	10	12	Total	
Never	95.7	94.8	96.4	90.6	94.5	
10 or younger	1.9	0.6	0.3	1.6	1.1	
11	1.9	1.2	0.8	0.5	1.1	
12	0.6	1.6	0.3	0.8	0.8	
13	0.0	1.2	1.0	1.3	0.8	
14	0.0	0.8	0.0	2.1	0.7	
15	0.0	0.0	0.5	1.6	0.5	
16	0.0	0.0	0.8	1.0	0.4	
17 or older	0.0	0.0	0.0	0.5	0.1	
N of Valid	485	516	385	384	1770	
N of Miss	14	15	5	11	45	

Table 79: How wrong do you think it is for someone your age to: take a handgun to school?





Response	6	8	10	12	Total	
Very wrong	91.2	86.3	88.4	85.6	87.9	
Wrong	5.9	10.5	7.8	8.7	8.3	
A little bit wrong	2.2	2.9	3.4	3.9	3.0	
Not wrong at all	0.6	0.4	0.5	1.8	0.8	
N of Valid	490	526	387	389	1792	
N of Miss	7	8	3	5	23	

Table 80: How wrong do you think it is for someone your age to: steal anything worth more than \$5?





Response	6	8	10	12	Total	
Very wrong	67.9	59.0	58.0	65.4	62.6	
Wrong	24.1	30.3	32.4	24.6	27.8	
A little bit wrong	5.9	9.1	8.0	8.2	7.8	
Not wrong at all	2.0	1.5	1.6	1.8	1.7	
N of Valid	489	525	386	390	1790	
N of Miss	10	10	4	5	29	

Table 81: How wrong do you think it is for someone your age to: pick a fight with someone?





Response	6	8	10	12	Total	
Very wrong	59.3	43.0	43.8	53.0	49.8	
Wrong	24.2	31.0	31.8	23.4	27.7	
A little bit wrong	13.1	20.6	20.1	19.0	18.1	
Not wrong at all	3.3	5.4	4.4	4.6	4.4	
N of Valid	487	519	384	389	1779	
N of Miss	11	16	6	6	39	

Table 82: How wrong do you think it is for someone your age to: attack someone with the idea of seriously hurting them?





Response	6	8	10	12	Total	
Very wrong	81.2	67.9	60.9	64.7	69.4	
Wrong	10.9	17.7	22.3	20.1	17.4	
A little bit wrong	4.1	10.4	12.9	9.5	9.0	
Not wrong at all	3.7	4.0	3.9	5.7	4.3	
N of Valid	485	521	381	388	1775	
N of Miss	13	14	9	7	43	

Table 83: How wrong do you think it is for someone your age to: stay away from school all day when their parents think they are at school?





Response	6	8	10	12	Total	
Very wrong	80.6	66.5	51.2	53.1	64.1	
Wrong	13.1	20.8	30.9	27.8	22.4	
A little bit wrong	4.7	9.0	13.2	14.2	9.9	
Not wrong at all	1.6	3.6	4.7	4.9	3.6	
N of Valid	489	523	385	388	1785	
N of Miss	10	12	4	6	32	

Table 84: How wrong do you think it is for someone your age to: drink beer, wine or hard liquor (for example, vodka, whiskey, or gin) regularly?





Response	6	8	10	12	Total	
Very wrong	85.5	60.4	42.5	39.4	58.8	
Wrong	8.6	16.0	23.8	18.6	16.2	
A little bit wrong	3.1	17.1	19.9	28.9	16.4	
Not wrong at all	2.9	6.5	13.7	13.1	8.5	
N of Valid	488	520	386	388	1782	
N of Miss	11	13	4	7	35	

Table 85: How wrong do you think it is for someone your age to: smoke cigarettes?





Response	6	8	10	12	Total	
Very wrong	89.1	68.5	50.6	43.8	64.9	
Wrong	7.0	17.3	23.6	22.3	16.9	
A little bit wrong	2.7	9.6	15.6	17.9	10.8	
Not wrong at all	1.2	4.6	10.1	16.1	7.4	
N of Valid	488	521	385	386	1780	
N of Miss	11	13	5	9	38	

Table 86: How wrong do you think it is for someone your age to: smoke marijuana?





Response	6	8	10	12	Total	
Very wrong	95.3	79.2	68.6	55.3	76.1	
Wrong	2.7	12.4	14.8	15.7	11.0	
A little bit wrong	1.0	5.5	8.6	15.9	7.2	
Not wrong at all	1.0	2.9	8.1	13.1	5.7	
N of Valid	488	523	385	389	1785	
N of Miss	11	12	5	6	34	

Table 87: How wrong do you think it is for someone your age to: use LSD, cocaine, amphetamines or another illegal drug?





Response	6	8	10	12	Total	
Very wrong	98.0	93.3	91.4	90.5	93.6	
Wrong	1.2	5.0	5.7	5.7	4.3	
A little bit wrong	0.4	1.0	1.6	2.3	1.2	
Not wrong at all	0.4	0.8	1.3	1.5	1.0	
N of Valid	489	523	385	389	1786	
N of Miss	10	12	5	6	33	

Table 88: At school during the past 12 months, did you receive help from the resource teacher, speech therapist or other special education teacher?



Response	6	8	10	12	Total	
No	77.7	88.5	91.3	91.3	86.8	
Yes	22.3	11.5	8.7	8.7	13.2	
N of Valid	461	497	366	367	1691	
N of Miss	38	38	24	28	128	

Table 89: How many times in the past year (12 months) have you: been suspended from school?






Response	6	8	10	12	Total	
Never	87.5	82.7	83.2	85.8	84.8	
1 to 2 times	9.4	14.8	13.9	11.7	12.5	
3 to 5 times	2.0	1.1	2.1	2.1	1.8	
6 to 9 times	1.0	1.0	0.5	0.3	0.7	
10 to 19 times	0.0	0.4	0.3	0.3	0.2	
20 to 29 times	0.0	0.0	0.0	0.0	0.0	
30 to 39 times	0.0	0.0	0.0	0.0	0.0	
40+ times	0.0	0.0	0.0	0.0	0.0	
N of Valid	489	526	382	386	1783	
N of Miss	8	9	8	8	33	

Table 90: How many times in the past year (12 months) have you: carried a handgun?









Response	6	8	10	12	Total	
Never	94.0	96.0	95.8	89.9	94.1	
1 to 2 times	2.9	1.9	1.8	3.4	2.5	
3 to 5 times	1.6	1.1	0.3	2.1	1.3	
6 to 9 times	0.2	0.6	0.5	1.3	0.6	
10 to 19 times	0.2	0.0	0.5	0.5	0.3	
20 to 29 times	0.0	0.0	0.0	1.3	0.3	
30 to 39 times	0.4	0.2	0.3	0.3	0.3	
40+ times	0.6	0.2	0.8	1.3	0.7	
N of Valid	487	525	382	385	1779	
N of Miss	12	10	7	9	38	

Table 91: How many times in the past year (12 months) have you: sold illegal drugs?









Response	6	8	10	12	Total	
Never	99.0	99.1	97.4	93.8	97.5	
1 to 2 times	0.4	0.6	0.5	2.3	0.9	
3 to 5 times	0.6	0.2	0.3	1.6	0.6	
6 to 9 times	0.0	0.0	0.3	0.5	0.2	
10 to 19 times	0.0	0.0	0.3	0.5	0.2	
20 to 29 times	0.0	0.0	0.5	0.5	0.2	
30 to 39 times	0.0	0.0	0.0	0.3	0.1	
40+ times	0.0	0.2	0.8	0.5	0.3	
N of Valid	485	527	382	385	1779	
N of Miss	13	8	8	10	39	

Table 92: How many times in the past year (12 months) have you: stolen or tried to steal a motor vehicle such as a car or motorcycle?






Response	6	8	10	12	Total	
Never	98.6	98.7	97.9	97.9	98.3	
1 to 2 times	0.6	1.1	1.6	1.8	1.2	
3 to 5 times	0.8	0.0	0.3	0.0	0.3	
6 to 9 times	0.0	0.0	0.0	0.0	0.0	
10 to 19 times	0.0	0.0	0.0	0.0	0.0	
20 to 29 times	0.0	0.0	0.3	0.3	0.1	
30 to 39 times	0.0	0.0	0.0	0.0	0.0	
40+ times	0.0	0.2	0.0	0.0	0.1	
N of Valid	485	524	382	387	1778	
N of Miss	13	9	8	8	38	

Table 93: How many times in the past year (12 months) have you: participated in clubs, organizations or activities at school?









Response	6	8	10	12	Total	
Never	28.0	20.2	19.5	20.7	22.3	
1 to 2 times	28.5	27.2	20.8	16.3	23.8	
3 to 5 times	14.6	20.2	20.1	18.4	18.3	
6 to 9 times	9.1	9.5	12.0	11.1	10.3	
10 to 19 times	3.9	6.1	7.8	10.6	6.9	
20 to 29 times	3.7	3.6	4.9	3.9	4.0	
30 to 39 times	2.7	1.1	2.6	3.9	2.5	
40+ times	9.5	12.0	12.2	15.0	12.0	
N of Valid	485	525	384	386	1780	
N of Miss	14	10	6	9	39	

Table 94: How many times in the past year (12 months) have you: been arrested?








Response	6	8	10	12	Total	
Never	97.5	95.8	94.8	93.0	95.4	
1 to 2 times	2.1	3.2	3.7	6.0	3.6	
3 to 5 times	0.4	0.8	0.8	0.5	0.6	
6 to 9 times	0.0	0.2	0.3	0.3	0.2	
10 to 19 times	0.0	0.0	0.3	0.0	0.1	
20 to 29 times	0.0	0.0	0.0	0.3	0.1	
30 to 39 times	0.0	0.0	0.0	0.0	0.0	
40+ times	0.0	0.0	0.3	0.0	0.1	
N of Valid	484	524	383	386	1777	
N of Miss	15	10	7	8	40	

Table 95: How many times in the past year (12 months) have you: done extra work on your own for school?









Response	6	8	10	12	Total	
Never	25.6	27.6	27.9	34.9	28.7	
1 to 2 times	26.2	24.9	25.3	15.8	23.4	
3 to 5 times	14.2	20.1	18.5	14.7	17.0	
6 to 9 times	9.1	9.6	8.9	10.9	9.6	
10 to 19 times	7.8	5.7	8.9	9.6	7.8	
20 to 29 times	2.9	3.3	3.7	3.4	3.3	
30 to 39 times	1.4	2.3	1.8	3.4	2.2	
40+ times	12.8	6.5	5.0	7.5	8.1	
N of Valid	485	522	383	387	1777	
N of Miss	14	11	7	8	40	

Table 96: How many times in the past year (12 months) have you: attacked someone with the idea of seriously hurting them?









Response	6	8	10	12	Total	
Never	86.4	84.2	80.9	83.4	83.9	
1 to 2 times	7.4	9.3	13.1	9.9	9.7	
3 to 5 times	3.3	3.4	2.6	3.1	3.1	
6 to 9 times	0.8	1.1	1.8	1.3	1.2	
10 to 19 times	1.0	1.1	0.8	0.8	1.0	
20 to 29 times	0.0	0.2	0.5	1.0	0.4	
30 to 39 times	0.4	0.0	0.0	0.0	0.1	
40+ times	0.6	0.6	0.3	0.5	0.5	
N of Valid	485	526	383	385	1779	
N of Miss	14	9	7	10	40	

Table 97: How many times in the past year (12 months) have you: been drunk or high at school?









Response	6	8	10	12	Total	
Never	96.3	94.9	88.5	83.9	91.5	
1 to 2 times	2.3	3.0	5.5	8.5	4.6	
3 to 5 times	0.8	0.8	1.8	2.1	1.3	
6 to 9 times	0.0	0.4	0.8	1.3	0.6	
10 to 19 times	0.2	0.8	0.5	1.3	0.7	
20 to 29 times	0.0	0.0	0.5	0.3	0.2	
30 to 39 times	0.0	0.0	0.5	1.0	0.3	
40+ times	0.4	0.2	1.8	1.6	0.9	
N of Valid	483	525	381	386	1775	
N of Miss	16	10	9	9	44	

Table 98: How many times in the past year (12 months) have you: volunteered to do community service?









Response	6	8	10	12	Total	
Never	54.8	61.7	49.2	49.5	54.5	
1 to 2 times	22.3	19.6	19.8	14.0	19.2	
3 to 5 times	7.9	8.8	12.8	14.5	10.6	
6 to 9 times	5.6	4.4	8.1	5.7	5.8	
10 to 19 times	2.9	2.1	4.7	7.0	3.9	
20 to 29 times	1.9	0.8	2.9	3.6	2.1	
30 to 39 times	0.6	1.0	0.8	1.8	1.0	
40+ times	4.1	1.7	1.8	3.9	2.9	
N of Valid	484	525	384	386	1779	
N of Miss	15	10	6	9	40	

Table 99: How many times in the past year (12 months) have you: taken a handgun to school?

Response	6	8	10	12	Total	
Never	99.4	99.8	99.2	99.5	99.5	
1 to 2 times	0.4	0.2	0.0	0.5	0.3	
3 to 5 times	0.0	0.0	0.0	0.0	0.0	
6 to 9 times	0.0	0.0	0.0	0.0	0.0	
10 to 19 times	0.2	0.0	0.5	0.0	0.2	
20 to 29 times	0.0	0.0	0.3	0.0	0.1	
30 to 39 times	0.0	0.0	0.0	0.0	0.0	
40+ times	0.0	0.0	0.0	0.0	0.0	
N of Valid	486	524	383	386	1779	
N of Miss	13	11	7	9	40	

Table 100: Are you currently on probation, or assigned a probation officer with Juvenile Court?

Response	6	8	10	12	Total	
No	96.6	98.3	96.6	97.2	97.2	
Yes	3.4	1.7	3.4	2.8	2.8	
N of Valid	439	465	350	356	1610	
N of Miss	60	69	40	39	208	

Table 101: Have you ever belonged to a gang?

Response	6	8	10	12	Total	
No	92.4	89.4	93.2	87.9	90.7	
No, but would like to	1.4	1.9	1.6	1.3	1.6	
Yes, in the past	3.5	6.3	2.1	3.9	4.1	
Yes, belong now	2.7	2.5	2.9	6.4	3.5	
Yes, but would like to get out	0.0	0.0	0.3	0.5	0.2	
N of Valid	488	528	384	388	1788	
N of Miss	10	7	6	7	30	

Table 102: If you have ever belonged to a gang, did that gang have a name?

Response	6	8	10	12	Total
No	9.1	11.0	11.7	14.0	11.3
Yes	5.4	7.4	5.0	11.1	7.2
I have never belonged to a gang	85.5	81.6	83.3	74.9	81.6
N of Valid	482	517	377	386	1762
N of Miss	15	15	9	9	48

Table 103: How many times have you done the following things? done what feels good no matter what.

Response	6	8	10	12	Total
Never	50.1	35.1	29.1	21.8	34.9
I've done it, but not in the past year	16.0	16.5	17.3	12.7	15.7
Less than once a month	5.5	7.3	10.8	13.2	8.8
About once a month	3.6	8.2	8.1	12.7	7.9
2 or 3 times a month	4.8	10.7	9.7	12.2	9.2
Once a week or more	20.0	22.2	24.9	27.3	23.3
N of Valid	475	522	381	385	1763
N of Miss	24	11	9	10	54

Table 104: How many times have you done the following things? done something dangerous because someone dared you to do it.

Response	6	8	10	12	Total
Never	76.5	61.0	57.9	57.3	63.7
I've done it, but not in the past year	15.0	20.2	20.4	18.7	18.5
Less than once a month	3.1	7.2	7.9	9.3	6.7
About once a month	1.9	4.4	3.7	7.5	4.2
2 or 3 times a month	1.5	2.7	4.5	2.8	2.8
Once a week or more	2.1	4.6	5.8	4.4	4.1
N of Valid	481	525	382	386	1774
N of Miss	18	10	7	9	44

Table 105: How many times have you done the following things? done crazy things even if they are a little dangerous.







Response	6	8	10	12	Total	
Never	59.3	44.0	38.6	34.4	44.9	
I've done it, but not in the past year	22.5	22.8	25.3	25.1	23.7	
Less than once a month	5.0	9.8	10.7	11.6	9.1	
About once a month	3.7	6.7	8.6	13.2	7.7	
2 or 3 times a month	3.7	7.1	6.0	6.5	5.8	
Once a week or more	5.8	9.8	10.7	9.3	8.8	
N of Valid	481	523	383	387	1774	
N of Miss	18	11	7	8	44	

Table 106: You're looking at CD's in a music store with a friend. You look up and see her slip a CD under her coat. She smiles and says 'Which one do you want? Go ahead, take it while nobody's around.' There is nobody in sight, no employees and no other customers. What would you do now?





Response	6	8	10	12	Total	
Ignore her	14.2	19.5	23.3	29.0	20.9	
Grab a CD and leave the store	3.1	5.5	7.9	9.1	6.1	
Tell her to put the CD back	62.9	44.5	38.2	32.4	45.5	
Act like it is a joke, and ask her to put the CD back	19.8	30.5	30.6	29.5	27.4	
N of Valid	485	524	382	383	1774	
N of Miss	11	9	8	12	40	

Table 107: You are visiting another part of town, and you don't know any of the people your age there. You are walking down the street, and some teenager you don't know is walking toward you. He is about your size, and as he is about to pass you, he deliberately bumps into you and you almost lose your balance. What would you say or do?





Response	6	8	10	12	Total	
Push the person back	25.1	23.2	24.5	22.2	23.8	
Say 'Excuse me' and keep on walking	46.6	39.6	38.5	36.8	40.7	
Say 'Watch where you are going' and keep on walking	24.2	26.6	26.6	29.2	26.5	
Swear at the person and walk away	4.1	10.6	10.3	11.7	9.0	
N of Valid	483	518	379	383	1763	
N of Miss	12	13	8	11	44	

Table 108: You are at a party at someone's house, and one of your friends offers you a drink containing alcohol. What would you say or do?





Response	6	8	10	12	Total	
Drink it	7.9	24.1	35.1	46.9	27.0	
Tell your friend, 'No thanks, I don't drink' and suggest that you and your friend go and do something else	45.3	33.7	25.9	16.8	31.5	
Just say, 'No thanks' and walk away	31.9	28.7	31.7	30.6	30.6	
Make up a good excuse, tell your friend you had something else to do, and leave	14.9	13.4	7.3	5.8	10.9	
N of Valid	483	522	382	382	1769	
N of Miss	14	13	8	12	47	

Table 109: It's 8:00 on a weeknight and you are about to go over to a friend's home when your mother asks you where you are going. You say 'Oh, just going to go hang out with some friends.' She says, 'No, you'll just get into trouble if you go out. Stay home tonight.' What would you do now?





Response	6	8	10	12	Total	
Leave the house anyway	4.7	6.0	6.0	11.3	6.8	
Explain what you are going to do with your friends, tell her when you will get home, and ask if you can go out	49.7	58.9	64.8	60.5	58.0	
Not say anything and start watching TV	41.9	28.7	20.5	20.2	28.7	
Get into an argument with her	3.7	6.4	8.7	8.1	6.5	
N of Valid	485	516	381	382	1764	
N of Miss	12	14	9	13	48	

Table 110: How often do you attend religious services or activities?





Response	6	8	10	12	Total	
Never	22.0	12.3	10.2	10.3	14.0	
Rarely	22.9	22.8	22.8	28.2	24.0	
1-2 Times a Month	11.1	14.6	12.8	20.7	14.6	
About Once a Week or More	44.0	50.4	54.2	40.8	47.4	
N of Valid	477	522	382	387	1768	
N of Miss	22	13	8	8	51	

Table 111: I do the opposite of what people tell me, just to get them mad.





Response	6	8	10	12	Total	
Very False	53.5	36.5	36.0	33.9	40.4	
Somewhat False	22.5	26.5	24.9	26.6	25.1	
Somewhat True	17.7	31.7	33.1	35.4	29.0	
Very True	6.3	5.2	6.1	4.1	5.5	
N of Valid	475	520	378	387	1760	
N of Miss	24	15	12	8	59	

Table 112: I like to see how much I can get away with.





Response	6	8	10	12	Total	
Very False	56.7	41.7	35.1	33.2	42.5	
Somewhat False	19.1	21.9	22.6	21.0	21.1	
Somewhat True	16.8	25.8	33.8	36.3	27.4	
Very True	7.4	10.7	8.5	9.6	9.1	
N of Valid	476	516	376	386	1754	
N of Miss	23	19	14	9	65	

Table 113: I ignore rules that get in my way.





Response	6	8	10	12	Total	
Very False	66.2	50.2	42.2	40.9	50.8	
Somewhat False	18.3	24.8	25.9	26.2	23.6	
Somewhat True	11.1	18.8	25.3	27.2	20.0	
Very True	4.4	6.2	6.6	5.7	5.7	
N of Valid	476	520	379	386	1761	
N of Miss	23	15	11	9	58	

Table 114: I think sometimes it's okay to cheat at school.

Response	6	8	10	12	Total	
NO!	68.4	35.5	18.2	19.9	37.3	
no	22.2	34.0	35.5	30.2	30.3	
yes	7.9	25.3	38.4	41.3	27.0	
YES!	1.5	5.2	7.9	8.5	5.5	
N of Valid	478	521	380	387	1766	
N of Miss	21	13	10	8	52	

Table 115: It is important to think before you act.

Response	6	8	10	12	Total	
NO!	3.2	3.6	2.4	2.8	3.1	
no	2.5	5.4	2.9	2.6	3.5	
yes	20.3	36.2	36.0	33.6	31.3	
YES!	74.1	54.8	58.7	61.0	62.2	
N of Valid	474	522	378	387	1761	
N of Miss	24	13	12	8	57	

Table 116: Sometimes I think that life is not worth it.

Response	6	8	10	12	Total	
NO!	59.6	49.2	48.5	49.6	51.9	
no	18.7	25.4	22.7	23.9	22.7	
yes	12.5	17.2	20.8	19.5	17.2	
YES!	9.2	8.2	8.0	7.0	8.2	
N of Valid	465	512	375	385	1737	
N of Miss	33	22	15	10	80	

Table 117: At times I think I am no good at all.

Response	6	8	10	12	Total	
NO!	45.3	38.7	34.3	37.1	39.2	
no	18.4	25.8	27.1	30.3	25.1	
yes	23.7	24.8	29.0	24.8	25.4	
YES!	12.6	10.7	9.6	7.8	10.4	
N of Valid	468	512	376	383	1739	
N of Miss	31	23	14	11	79	

Table 118: All in all, I am inclined to think that I am a failure.

Response	6	8	10	12	Total	
NO!	59.7	53.0	49.6	53.9	54.3	
no	21.8	27.0	31.6	30.5	27.4	
yes	12.7	16.7	13.1	10.7	13.5	
YES!	5.8	3.3	5.6	4.9	4.8	
N of Valid	464	515	373	384	1736	
N of Miss	35	20	16	11	82	

Table 119: In the past year, have you felt depressed or sad MOST days, even if you felt okay sometimes?

Response	6	8	10	12	Total	
NO!	29.6	26.0	25.6	28.8	27.5	
no	18.2	23.1	23.5	24.2	22.1	
yes	30.4	34.0	28.8	25.5	30.0	
YES!	21.8	16.9	22.1	21.6	20.4	
N of Valid	467	515	375	385	1742	
N of Miss	31	20	15	10	76	

Table 120: It is all right to beat up people if they start the fight.





Response	6	8	10	12	Total	
NO!	43.3	24.1	18.9	22.7	27.8	
no	17.8	15.4	16.8	13.8	16.0	
yes	15.2	27.0	27.7	24.7	23.5	
YES!	23.6	33.4	36.7	38.8	32.7	
N of Valid	466	518	376	384	1744	
N of Miss	30	17	14	11	72	

Table 121: I think it is okay to take something without asking if you can get away with it.





Response	6	8	10	12	Total	
NO!	74.2	56.7	52.0	56.9	60.4	
no	19.4	33.5	37.3	33.0	30.4	
yes	5.3	7.5	8.0	8.6	7.3	
YES!	1.1	2.3	2.7	1.6	1.9	
N of Valid	469	517	375	385	1746	
N of Miss	30	18	15	10	73	

Table 122: Sometimes we don't know what we will do as adults, but we may have an idea. Please answer how true these statements may be for you. WHEN I AM AN ADULT I WILL: smoke cigarettes.





Response	6	8	10	12	Total	
NO!	86.5	66.5	62.0	64.2	70.4	
no	9.4	22.4	25.5	19.1	18.9	
yes	2.6	8.4	10.4	12.5	8.2	
YES!	1.5	2.7	2.1	4.2	2.6	
N of Valid	467	513	376	383	1739	
N of Miss	32	22	14	12	80	

Table 123: Sometimes we don't know what we will do as adults, but we may have an idea. Please answer how true these statements may be for you. WHEN I AM AN ADULT I WILL: drink beer, wine, or liquor.





Response	6	8	10	12	Total	
NO!	68.7	39.6	29.3	24.2	41.8	
no	10.5	17.8	22.4	17.4	16.8	
yes	15.7	30.4	34.9	42.4	30.1	
YES!	5.2	12.2	13.3	15.9	11.4	
N of Valid	466	510	375	384	1735	
N of Miss	32	24	14	11	81	

Table 124: Sometimes we don't know what we will do as adults, but we may have an idea. Please answer how true these statements may be for you. WHEN I AM AN ADULT I WILL: smoke marijuana.





Response	6	8	10	12	Total	
NO!	93.8	79.3	72.7	63.6	78.3	
no	4.5	15.0	16.0	22.3	14.0	
yes	0.6	3.9	6.1	8.4	4.5	
YES!	1.1	1.8	5.1	5.8	3.2	
N of Valid	467	512	374	382	1735	
N of Miss	32	23	15	12	82	

Table 125: Sometimes we don't know what we will do as adults, but we may have an idea. Please answer how true these statements may be for you. WHEN I AM AN ADULT I WILL: use LSD, cocaine, amphetamines or another illegal drug.





Response	6	8	10	12	Total	
NO!	95.7	89.1	90.2	91.6	91.7	
no	4.3	10.4	8.5	6.8	7.5	
yes	0.0	0.4	1.1	1.0	0.6	
YES!	0.0	0.2	0.3	0.5	0.2	
N of Valid	467	512	376	383	1738	
N of Miss	32	23	14	12	81	

Table 126: How much do you think people risk harming themselves (physically or in other ways) if they: smoked one or more packs of cigarettes per day?


Response	6	8	10	12	Total	
No risk	22.6	13.3	12.2	9.5	14.7	
Slight risk	5.7	9.4	7.0	8.2	7.6	
Moderate risk	14.1	20.3	24.3	21.6	19.8	
Great risk	57.6	57.0	56.5	60.7	57.9	
N of Valid	460	512	370	379	1721	
N of Miss	39	22	19	16	96	

Table 127: How much do you think people risk harming themselves (physically or in other ways) if they: try marijuana once or twice?


Response	6	8	10	12	Total	
No risk	22.8	18.0	25.5	30.4	23.6	
Slight risk	17.5	22.5	25.5	24.1	22.2	
Moderate risk	17.7	26.5	21.4	18.9	21.4	
Great risk	42.0	32.9	27.6	26.5	32.8	
N of Valid	457	510	373	381	1721	
N of Miss	42	24	17	14	97	

Table 128: How much do you think people risk harming themselves (physically or in other ways) if they: smoke marijuana regularly?


Response	6	8	10	12	Total	
No risk	22.9	14.8	16.7	18.7	18.2	
Slight risk	4.9	9.0	8.5	15.8	9.3	
Moderate risk	7.0	11.8	18.9	20.3	13.9	
Great risk	65.2	64.4	56.0	45.2	58.5	
N of Valid	446	500	366	374	1686	
N of Miss	49	33	24	20	126	

Table 129: How much do you think people risk harming themselves (physically or in other ways) if they: take one or two drinks of an alcoholic beverage (beer, wine, liquor) nearly every day?


Response	6	8	10	12	Total	
No risk	24.5	18.6	15.5	14.6	18.6	
Slight risk	16.8	21.6	24.4	25.7	21.8	
Moderate risk	19.9	29.2	27.9	27.0	25.9	
Great risk	38.9	30.6	32.2	32.8	33.6	
N of Valid	458	510	373	378	1719	
N of Miss	41	25	17	16	99	

Table 130: How much do you think people risk harming themselves (physically or in other ways) if they: have five or more drinks once or twice each weekend?


Response	6	8	10	12	Total	
No risk	23.4	14.3	14.5	14.9	16.9	
Slight risk	12.0	12.1	16.1	17.8	14.2	
Moderate risk	13.3	25.2	25.3	26.1	22.2	
Great risk	51.2	48.4	44.1	41.2	46.7	
N of Valid	457	512	372	376	1717	
N of Miss	42	23	18	18	101	

Table 131: Have you ever used smokeless tobacco (chew, snuff, plug, dipping tobacco, or chewing tobacco)?


Response	6	8	10	12	Total	
Never	91.8	85.7	81.5	75.0	84.1	
Once or Twice	4.5	8.8	10.8	12.1	8.8	
Once in a while but not regularly	1.7	2.5	3.5	5.5	3.2	
Regularly in the past	1.1	1.4	1.1	2.4	1.4	
Regularly now	0.9	1.6	3.2	5.0	2.5	
N of Valid	465	510	372	380	1727	
N of Miss	34	24	18	15	91	

Table 132: How often have you taken smokeless tobacco during the past 30 days?


Response	6	8	10	12	Total	
Not at all	97.2	94.7	92.5	89.5	93.7	
Once or twice	1.1	2.6	3.5	4.5	2.8	
Once or twice per week	0.9	0.6	0.5	0.8	0.7	
Three to five times per week	0.0	0.0	0.3	0.0	0.1	
About once a day	0.6	0.4	0.5	0.5	0.5	
More than once a day	0.2	1.8	2.7	4.7	2.2	
N of Valid	463	507	373	382	1725	
N of Miss	36	27	17	13	93	

Table 133: Have you ever smoked cigarettes?


Response	6	8	10	12	Total	
Never	85.3	72.0	55.4	52.2	67.7	
Once or Twice	12.1	18.1	25.5	21.3	18.8	
Once in a while but not regularly	1.1	4.5	12.6	9.7	6.5	
Regularly in the past	1.3	2.6	2.7	4.5	2.7	
Regularly now	0.2	2.8	3.8	12.3	4.4	
N of Valid	464	508	372	381	1725	
N of Miss	35	26	18	14	93	

Table 134: How frequently have you smoked cigarettes during the past 30 days?


Response	6	8	10	12	Total	
Not at all	97.4	93.5	85.5	80.1	89.9	
Less than one cigarette per day	1.5	2.5	8.3	6.8	4.5	
One to five cigarettes per day	0.4	2.3	4.3	9.4	3.8	
About one-half pack per day	0.2	0.6	0.5	1.6	0.7	
About one pack per day	0.2	0.8	0.3	1.6	0.7	
About one and one-half packs per day	0.2	0.2	0.5	0.3	0.3	
Two packs or more per day	0.0	0.0	0.5	0.3	0.2	
N of Valid	463	511	373	382	1729	
N of Miss	36	24	17	12	89	

Table 135: Which statement best describes rules about smoking inside your home?






Response	6	8	10	12	Total	
Smoking is not allowed anywhere inside your home	68.1	65.6	62.4	64.6	65.3	
Smoking is allowed in some places and at some times	7.5	8.4	8.3	6.0	7.6	
Smoking is allowed anywhere inside the home	4.8	5.1	5.1	5.8	5.2	
There are no rules about smoking inside the home	4.8	7.5	10.5	8.7	7.7	
I don't know	14.7	13.4	13.7	15.0	14.2	
N of Valid	455	509	372	381	1717	
N of Miss	43	25	18	14	100	

Table 136: Which statement best describes rules about smoking in your family cars?







Response	6	8	10	12	Total	
Smoking is never allowed in any car	60.0	52.4	52.7	55.6	55.2	
Smoking is allowed sometimes or in some cars	15.4	14.7	14.6	11.5	14.2	
Smoking is allowed in any car anytime	4.0	5.1	4.9	7.3	5.2	
There are no rules about smoking in the car	4.4	10.0	12.4	10.5	9.1	
We do not have a family car	1.3	1.8	1.4	2.6	1.7	
I don't know	14.9	16.1	14.1	12.3	14.5	
N of Valid	455	510	370	381	1716	
N of Miss	42	24	19	14	99	

Table 137: During this school year, were you taught in any of your classes about the dangers of tobacco use?

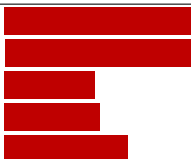
Response	6	8	10	12	Total	
Strongly agree	40.8	27.8	21.6	19.7	28.1	
Agree	23.7	31.3	30.6	29.3	28.7	
Disagree	10.0	11.3	13.9	14.7	12.3	
Strongly disagree	8.3	11.9	15.6	18.1	13.1	
I don't know	17.2	17.7	18.3	18.1	17.8	
N of Valid	448	504	366	375	1693	
N of Miss	51	31	24	20	126	

Table 138: During the past 12 months, have you participated in any community activities to discourage people your age from using cigarettes, chewing tobacco, snuff, dip or cigars?

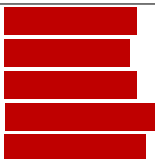
Response	6	8	10	12	Total	
Strongly agree	22.7	17.8	16.6	19.9	19.3	
Agree	16.0	19.2	19.3	18.0	18.1	
Disagree	15.5	20.6	22.6	18.8	19.3	
Strongly disagree	21.4	21.2	23.4	24.9	22.6	
I don't know	24.3	21.4	18.0	18.3	20.7	
N of Valid	444	501	367	377	1689	
N of Miss	53	34	23	18	128	

Table 139: On how many occasions have you had alcoholic beverages (beer, wine or hard liquor) to drink in your lifetime - more than just a few sips?

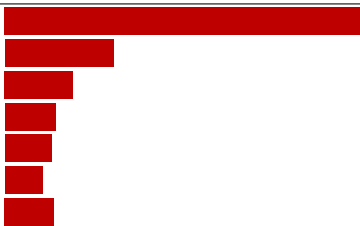
Response	6	8	10	12	Total	
0	79.1	62.5	43.8	31.4	56.1	
1-2	15.2	14.5	17.4	15.0	15.4	
3-5	3.3	8.8	11.7	11.6	8.6	
6-9	0.2	5.7	8.4	10.0	5.8	
10-19	0.9	3.7	7.6	9.8	5.1	
20-39	0.4	2.0	4.3	8.7	3.6	
40+	0.9	2.7	6.8	13.5	5.5	
N of Valid	460	510	368	379	1717	
N of Miss	39	24	21	16	100	

Table 140: On how many occasions have you had beer, wine or hard liquor to drink during the past 30 days?


Response	6	8	10	12	Total	
0	94.5	86.6	76.4	60.2	80.7	
1-2	3.9	7.7	13.3	19.9	10.6	
3-5	0.9	3.0	4.9	7.7	3.9	
6-9	0.4	1.4	2.4	4.5	2.0	
10-19	0.0	0.6	1.6	4.2	1.5	
20-39	0.2	0.2	0.5	1.6	0.6	
40+	0.0	0.6	0.8	1.9	0.8	
N of Valid	458	508	368	377	1711	
N of Miss	40	26	21	18	105	

Table 141: On how many occasions have you used marijuana (grass, pot) or hashish (hash, hash oil) in your lifetime?


Response	6	8	10	12	Total	
0	98.7	92.1	81.7	67.7	86.3	
1-2	0.0	4.1	6.8	8.6	4.6	
3-5	0.7	0.4	3.3	4.9	2.1	
6-9	0.0	1.4	2.2	3.8	1.7	
10-19	0.4	0.6	0.5	4.3	1.3	
20-39	0.0	0.4	1.1	2.4	0.9	
40+	0.2	1.0	4.4	8.4	3.1	
N of Valid	459	509	367	371	1706	
N of Miss	40	26	23	24	113	

Table 142: On how many occasions have you used marijuana (grass, pot) or hashish (hash, hash oil) during the past 30 days?


Response	6	8	10	12	Total	
0	99.6	97.6	92.9	84.5	94.3	
1-2	0.2	1.4	2.2	6.1	2.3	
3-5	0.0	0.8	0.5	3.2	1.1	
6-9	0.2	0.0	0.8	1.1	0.5	
10-19	0.0	0.2	1.4	1.1	0.6	
20-39	0.0	0.0	0.3	1.3	0.4	
40+	0.0	0.0	1.9	2.7	1.0	
N of Valid	457	510	368	374	1709	
N of Miss	41	25	22	21	109	

Table 143: On how many occasions have you used LSD or other psychedelics in your lifetime?


Response	6	8	10	12	Total	
0	100.0	99.4	99.2	99.5	99.5	
1-2	0.0	0.6	0.0	0.3	0.2	
3-5	0.0	0.0	0.5	0.0	0.1	
6-9	0.0	0.0	0.0	0.0	0.0	
10-19	0.0	0.0	0.0	0.3	0.1	
20-39	0.0	0.0	0.0	0.0	0.0	
40+	0.0	0.0	0.3	0.0	0.1	
N of Valid	459	511	369	373	1712	
N of Miss	39	24	21	22	106	

Table 144: On how many occasions have you used LSD or other psychedelics during the past 30 days?


Response	6	8	10	12	Total	
0	100.0	99.8	99.5	100.0	99.8	
1-2	0.0	0.2	0.3	0.0	0.1	
3-5	0.0	0.0	0.3	0.0	0.1	
6-9	0.0	0.0	0.0	0.0	0.0	
10-19	0.0	0.0	0.0	0.0	0.0	
20-39	0.0	0.0	0.0	0.0	0.0	
40+	0.0	0.0	0.0	0.0	0.0	
N of Valid	457	511	369	373	1710	
N of Miss	42	24	21	22	109	

Table 145: On how many occasions have you used cocaine or crack in your lifetime?


Response	6	8	10	12	Total	
0	100.0	99.8	99.2	99.2	99.6	
1-2	0.0	0.2	0.5	0.5	0.3	
3-5	0.0	0.0	0.0	0.0	0.0	
6-9	0.0	0.0	0.0	0.3	0.1	
10-19	0.0	0.0	0.0	0.0	0.0	
20-39	0.0	0.0	0.0	0.0	0.0	
40+	0.0	0.0	0.3	0.0	0.1	
N of Valid	457	509	369	372	1707	
N of Miss	42	25	21	23	111	

Table 146: On how many occasions have you used cocaine or crack during the past 30 days?





Response	6	8	10	12	Total	
0	100.0	99.6	98.9	99.7	99.6	
1-2	0.0	0.2	0.5	0.3	0.2	
3-5	0.0	0.0	0.0	0.0	0.0	
6-9	0.0	0.0	0.5	0.0	0.1	
10-19	0.0	0.0	0.0	0.0	0.0	
20-39	0.0	0.0	0.0	0.0	0.0	
40+	0.0	0.2	0.0	0.0	0.1	
N of Valid	456	510	369	374	1709	
N of Miss	43	25	21	21	110	

Table 147: On how many occasions have you sniffed glue, breathed the contents of an aerosol spray can, or inhaled other gases or sprays, in order to get high in your lifetime?








Response	6	8	10	12	Total	
0	91.6	85.5	89.4	93.8	89.8	
1-2	5.3	5.7	4.9	2.4	4.7	
3-5	1.8	2.9	3.0	1.3	2.3	
6-9	0.2	2.2	0.8	1.1	1.1	
10-19	0.7	1.4	0.3	0.5	0.8	
20-39	0.4	2.2	0.0	0.0	0.8	
40+	0.0	0.2	1.6	0.8	0.6	
N of Valid	455	510	369	372	1706	
N of Miss	44	25	21	22	112	

Table 148: On how many occasions have you sniffed glue, breathed the contents of an aerosol spray can, or inhaled other gases or sprays, in order to get high during the past 30 days?








Response	6	8	10	12	Total	
0	96.5	92.9	96.5	97.6	95.7	
1-2	2.2	3.5	2.2	1.9	2.5	
3-5	0.9	2.0	0.8	0.0	1.0	
6-9	0.0	1.2	0.0	0.3	0.4	
10-19	0.2	0.2	0.0	0.3	0.2	
20-39	0.2	0.0	0.0	0.0	0.1	
40+	0.0	0.2	0.5	0.0	0.2	
N of Valid	454	509	369	374	1706	
N of Miss	45	26	21	21	113	

Table 149: On how many occasions have you used phenoxydine (pox, px, breeze) in your lifetime?


Response	6	8	10	12	Total	
0	100.0	100.0	100.0	100.0	100.0	
1-2	0.0	0.0	0.0	0.0	0.0	
3-5	0.0	0.0	0.0	0.0	0.0	
6-9	0.0	0.0	0.0	0.0	0.0	
10-19	0.0	0.0	0.0	0.0	0.0	
20-39	0.0	0.0	0.0	0.0	0.0	
40+	0.0	0.0	0.0	0.0	0.0	
N of Valid	453	511	366	370	1700	
N of Miss	46	24	24	25	119	

Table 150: On how many occasions have you used phenoxydine (pox, px, breeze) during the past 30 days?


Response	6	8	10	12	Total	
0	100.0	100.0	100.0	100.0	100.0	
1-2	0.0	0.0	0.0	0.0	0.0	
3-5	0.0	0.0	0.0	0.0	0.0	
6-9	0.0	0.0	0.0	0.0	0.0	
10-19	0.0	0.0	0.0	0.0	0.0	
20-39	0.0	0.0	0.0	0.0	0.0	
40+	0.0	0.0	0.0	0.0	0.0	
N of Valid	451	507	367	372	1697	
N of Miss	48	27	23	23	121	

Table 151: On how many occasions have you used sedatives (tranquilizers, such as Valium or Xanax, barbiturates, or sleeping pills) without a doctor telling you to take them, in your lifetime?








Response	6	8	10	12	Total	
0	97.6	92.5	88.6	89.8	92.4	
1-2	1.3	3.9	5.4	1.1	2.9	
3-5	0.4	1.8	2.7	2.4	1.8	
6-9	0.4	1.0	0.8	2.2	1.1	
10-19	0.0	0.6	0.8	1.9	0.8	
20-39	0.0	0.2	0.5	0.8	0.4	
40+	0.2	0.0	1.1	1.9	0.7	
N of Valid	455	509	368	371	1703	
N of Miss	44	26	22	24	116	

Table 152: On how many occasions have you used sedatives (tranquilizers, such as Valium or Xanax, barbiturates, or sleeping pills) without a doctor telling you to take them, during the past 30 days?








Response	6	8	10	12	Total	
0	99.3	96.3	92.7	93.0	95.6	
1-2	0.4	2.4	5.4	3.2	2.7	
3-5	0.2	0.6	0.5	1.6	0.7	
6-9	0.0	0.2	1.1	0.3	0.4	
10-19	0.0	0.4	0.0	1.3	0.4	
20-39	0.0	0.2	0.0	0.0	0.1	
40+	0.0	0.0	0.3	0.5	0.2	
N of Valid	454	510	368	372	1704	
N of Miss	45	25	22	23	115	

Table 153: On how many occasions have you used methamphetamines (meth, speed, crank, crystal meth) in your lifetime?







Response	6	8	10	12	Total	
0	100.0	99.2	98.6	98.4	99.1	
1-2	0.0	0.6	0.3	1.1	0.5	
3-5	0.0	0.2	0.0	0.3	0.1	
6-9	0.0	0.0	0.3	0.3	0.1	
10-19	0.0	0.0	0.0	0.0	0.0	
20-39	0.0	0.0	0.3	0.0	0.1	
40+	0.0	0.0	0.5	0.0	0.1	
N of Valid	451	510	368	371	1700	
N of Miss	48	25	22	24	119	

Table 154: On how many occasions have you used methamphetamines (meth, speed, crank, crystal meth) in the past 30 days?


Response	6	8	10	12	Total	
0	100.0	99.8	99.2	99.7	99.7	
1-2	0.0	0.2	0.3	0.0	0.1	
3-5	0.0	0.0	0.0	0.3	0.1	
6-9	0.0	0.0	0.0	0.0	0.0	
10-19	0.0	0.0	0.3	0.0	0.1	
20-39	0.0	0.0	0.3	0.0	0.1	
40+	0.0	0.0	0.0	0.0	0.0	
N of Valid	451	510	368	371	1700	
N of Miss	48	25	22	24	119	

Table 155: On how many occasions have you used stimulants, other than Methamphetamines (such as amphetamines, Ritalin or Dexedrine) without a doctor telling you to take them, in your lifetime?


Response	6	8	10	12	Total	
0	100.0	99.2	98.6	96.8	98.8	
1-2	0.0	0.4	0.5	1.1	0.5	
3-5	0.0	0.0	0.0	0.5	0.1	
6-9	0.0	0.0	0.3	0.8	0.2	
10-19	0.0	0.0	0.0	0.3	0.1	
20-39	0.0	0.2	0.0	0.0	0.1	
40+	0.0	0.2	0.5	0.5	0.3	
N of Valid	448	509	368	372	1697	
N of Miss	51	26	22	23	122	

Table 156: On how many occasions have you used stimulants, other than Methamphetamines (such as amphetamines, Ritalin or Dexedrine) without a doctor telling you to take them, during the past 30 days?







Response	6	8	10	12	Total	
0	99.6	99.4	99.5	98.9	99.4	
1-2	0.4	0.0	0.3	0.3	0.2	
3-5	0.0	0.2	0.0	0.3	0.1	
6-9	0.0	0.2	0.3	0.3	0.2	
10-19	0.0	0.2	0.0	0.0	0.1	
20-39	0.0	0.0	0.0	0.3	0.1	
40+	0.0	0.0	0.0	0.0	0.0	
N of Valid	450	508	368	371	1697	
N of Miss	49	27	22	24	122	

Table 157: On how many occasions have you used heroin or other opiates in your lifetime?




Response	6	8	10	12	Total	
0	99.8	99.8	99.7	99.5	99.7	
1-2	0.2	0.2	0.3	0.3	0.2	
3-5	0.0	0.0	0.0	0.0	0.0	
6-9	0.0	0.0	0.0	0.3	0.1	
10-19	0.0	0.0	0.0	0.0	0.0	
20-39	0.0	0.0	0.0	0.0	0.0	
40+	0.0	0.0	0.0	0.0	0.0	
N of Valid	450	508	368	371	1697	
N of Miss	49	27	22	24	122	

Table 158: On how many occasions have you used heroin or other opiates during the past 30 days?



Response	6	8	10	12	Total	
0	100.0	100.0	100.0	99.7	99.9	
1-2	0.0	0.0	0.0	0.0	0.0	
3-5	0.0	0.0	0.0	0.0	0.0	
6-9	0.0	0.0	0.0	0.3	0.1	
10-19	0.0	0.0	0.0	0.0	0.0	
20-39	0.0	0.0	0.0	0.0	0.0	
40+	0.0	0.0	0.0	0.0	0.0	
N of Valid	450	508	368	371	1697	
N of Miss	49	27	22	24	122	

Table 159: On how many occasions have you used MDMA ('X', 'E', or ecstasy) in your lifetime?






Response	6	8	10	12	Total	
0	100.0	99.0	99.2	99.2	99.4	
1-2	0.0	0.6	0.5	0.0	0.3	
3-5	0.0	0.2	0.0	0.3	0.1	
6-9	0.0	0.0	0.0	0.0	0.0	
10-19	0.0	0.2	0.0	0.3	0.1	
20-39	0.0	0.0	0.3	0.3	0.1	
40+	0.0	0.0	0.0	0.0	0.0	
N of Valid	449	507	368	370	1694	
N of Miss	50	28	22	25	125	

Table 160: On how many occasions have you used MDMA ('X', 'E', or ecstasy) during the past 30 days?





Response	6	8	10	12	Total	
0	100.0	99.4	99.5	99.7	99.6	
1-2	0.0	0.6	0.3	0.0	0.2	
3-5	0.0	0.0	0.3	0.0	0.1	
6-9	0.0	0.0	0.0	0.3	0.1	
10-19	0.0	0.0	0.0	0.0	0.0	
20-39	0.0	0.0	0.0	0.0	0.0	
40+	0.0	0.0	0.0	0.0	0.0	
N of Valid	447	506	367	369	1689	
N of Miss	52	28	23	26	129	

Table 161: On how many occasions have you taken prescription drugs (such as Valium, Xanax, Ritalin, Adderall, OxyContin, Darvocet, or sleeping pills) on your own-that is, without a doctor telling you to take them in your lifetime?








Response	6	8	10	12	Total	
0	96.9	91.7	87.5	86.3	91.0	
1-2	2.0	4.2	5.7	3.5	3.8	
3-5	0.0	1.2	2.2	3.2	1.5	
6-9	0.2	1.2	1.4	1.9	1.1	
10-19	0.4	0.4	1.1	1.9	0.9	
20-39	0.0	0.8	0.8	1.3	0.7	
40+	0.4	0.6	1.4	1.9	1.0	
N of Valid	449	506	367	371	1693	
N of Miss	50	29	23	24	126	

Table 162: On how many occasions have you taken prescription drugs (such as Valium, Xanax, Ritalin, Adderall, OxyContin, Darvocet, or sleeping pills) on your own-that is, without a doctor telling you to take them during the past 30 days?








Response	6	8	10	12	Total	
0	98.0	96.0	95.1	92.7	95.6	
1-2	1.3	2.4	3.6	3.2	2.5	
3-5	0.2	1.0	0.8	2.4	1.1	
6-9	0.0	0.2	0.0	0.8	0.2	
10-19	0.2	0.4	0.5	0.5	0.4	
20-39	0.0	0.0	0.0	0.3	0.1	
40+	0.2	0.0	0.0	0.0	0.1	
N of Valid	450	503	365	370	1688	
N of Miss	49	32	24	25	130	

Table 163: On how many occasions have you taken non-prescription medicines such as diet pills (for example, Dietac, Dexatrim or Prolamine), stay-awake pills (for example No-Doz, Vivarin, or Wake), or cough or cold medicines (robos, DXM, etc.) to get high in your lifetime?








Response	6	8	10	12	Total	
0	99.1	96.0	94.0	93.0	95.7	
1-2	0.2	0.8	2.2	1.6	1.1	
3-5	0.2	0.8	1.1	0.3	0.6	
6-9	0.2	1.2	1.1	1.9	1.1	
10-19	0.2	0.0	0.3	1.1	0.4	
20-39	0.0	0.6	0.5	0.8	0.5	
40+	0.0	0.6	0.8	1.3	0.7	
N of Valid	449	505	366	371	1691	
N of Miss	50	28	24	24	126	

Table 164: On how many occasions have you taken non-prescription medicines such as diet pills (for example, Dietac, Dexatrim or Prolamine), stay-awake pills (for example No-Doz, Vivarin, or Wake), or cough or cold medicines (robos, DXM, etc.) to get high during the past 30 days?







Response	6	8	10	12	Total	
0	99.3	96.6	97.5	97.0	97.6	
1-2	0.4	1.8	2.2	1.6	1.5	
3-5	0.0	0.6	0.0	0.5	0.3	
6-9	0.0	0.4	0.0	0.5	0.2	
10-19	0.2	0.4	0.0	0.3	0.2	
20-39	0.0	0.0	0.0	0.0	0.0	
40+	0.0	0.2	0.3	0.0	0.1	
N of Valid	448	506	367	370	1691	
N of Miss	51	29	23	25	128	

Table 165: On how many occasions have you been drunk or very high from drinking alcoholic beverages during the past 30 days?








Response	6	8	10	12	Total	
0	96.9	92.1	84.5	75.5	88.1	
1-2	2.2	5.1	6.5	11.4	6.0	
3-5	0.0	0.6	4.9	5.2	2.4	
6-9	0.4	0.8	1.6	2.2	1.2	
10-19	0.2	0.4	0.5	3.3	1.0	
20-39	0.0	0.6	0.5	0.5	0.4	
40+	0.2	0.4	1.4	1.9	0.9	
N of Valid	449	506	367	368	1690	
N of Miss	50	28	23	26	127	

Table 166: On how many occasions have you drunk flavored alcoholic beverages, sometimes called 'alcopops' (like Mike's Hard Lemonade, Smirnoff Ice, Bacardi Breezers, etc.) in your lifetime?








Response	6	8	10	12	Total	
0	89.5	75.7	57.9	50.1	69.9	
1-2	6.7	8.3	16.1	8.9	9.7	
3-5	1.3	8.3	9.0	11.7	7.4	
6-9	0.9	3.2	7.4	9.2	4.8	
10-19	0.9	1.8	3.0	7.3	3.0	
20-39	0.2	1.4	2.7	5.7	2.3	
40+	0.4	1.2	3.8	7.0	2.8	
N of Valid	448	503	366	369	1686	
N of Miss	51	31	23	25	130	

Table 167: On how many occasions have you drunk flavored alcoholic beverages, sometimes called 'alcopops' (like Mike's Hard Lemonade, Smirnoff Ice, Bacardi Breezers, etc.) during the past 30 days?


Response	6	8	10	12	Total	
0	96.4	88.5	82.0	74.5	86.2	
1-2	2.0	6.9	10.4	14.1	7.9	
3-5	0.9	2.2	2.2	4.6	2.4	
6-9	0.2	0.8	3.5	2.2	1.5	
10-19	0.2	1.2	0.5	2.4	1.1	
20-39	0.0	0.0	0.3	1.1	0.3	
40+	0.2	0.4	1.1	1.1	0.7	
N of Valid	450	505	367	368	1690	
N of Miss	49	29	23	27	128	

Table 168: Think back over the last two weeks. How many times have you had five or more alcoholic drinks in a row?


Response	6	8	10	12	Total	
None	94.9	91.5	82.6	73.5	86.5	
Once	2.1	3.4	6.9	9.3	5.1	
Twice	0.9	1.8	5.2	8.5	3.8	
3-5 times	1.2	2.2	3.0	5.2	2.8	
6-9 times	0.2	0.6	1.4	1.4	0.8	
10 or more times	0.7	0.6	0.8	2.2	1.0	
N of Valid	430	506	362	366	1664	
N of Miss	69	29	28	29	155	

Table 169: During the past 30 days, how many times did you ride in a car or other vehicle driven by someone who had been drinking alcohol?


Response	6	8	10	12	Total	
0 times	78.3	78.2	73.5	77.0	76.9	
1 time	9.0	9.5	10.2	11.5	10.0	
2 or 3 times	6.0	6.9	9.7	6.8	7.3	
4 or 5 times	1.7	2.8	2.8	2.2	2.4	
6 or more times	5.0	2.6	3.9	2.5	3.5	
N of Valid	420	504	362	365	1651	
N of Miss	78	30	28	30	166	

Table 170: During the past 30 days, how many times did you drive a car or other vehicle when you had been drinking alcohol?


Response	6	8	10	12	Total	
I did not drive a car in the past 30 days	40.0	39.4	32.5	20.7	33.8	
0 times	56.3	56.3	62.4	69.7	60.7	
1 time	1.2	2.1	2.5	5.0	2.6	
2 or 3 times	0.5	0.6	1.7	2.2	1.2	
4 or 5 times	0.5	1.0	0.6	0.6	0.7	
6 or more times	1.5	0.6	0.3	1.9	1.1	
N of Valid	405	487	354	363	1609	
N of Miss	86	31	29	30	176	

Table 171: If you drank alcohol (not just a sip or taste) in the past year, how did you usually get it?

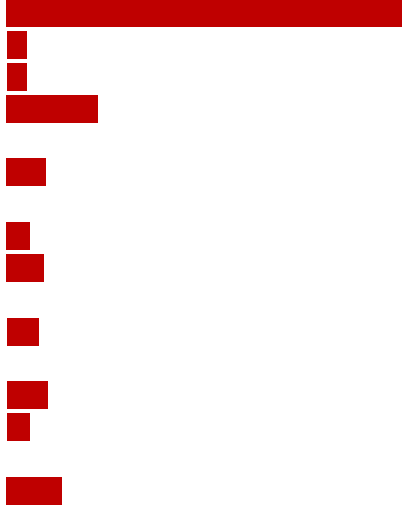
Response	6	8	10	12	Total	
I did not drink alcohol in the past year	85.1	71.5	52.7	38.3	63.4	
I bought it myself with a fake ID	0.8	0.2	0.6	1.1	0.6	
I bought it myself without a fake ID	0.0	0.0	0.6	2.3	0.6	
I got it from someone I know age 21 or older	2.0	7.2	16.9	27.0	12.5	
I got it from someone I know under age 21	0.5	2.0	8.3	5.9	3.9	
I got it from my brother or sister	0.8	1.0	1.4	2.0	1.3	
I got it from home with my parents' permission	3.8	3.7	3.4	3.1	3.5	
I got it from home without my parents' permission	2.0	4.5	2.9	0.3	2.6	
I got it from another relative	1.8	3.3	5.4	6.5	4.1	
A stranger bought it for me	0.3	0.2	0.9	3.4	1.1	
I took it from a store or shop	0.0	0.0	0.0	0.0	0.0	
Other	3.0	6.4	6.9	10.1	6.5	
N of Valid	396	488	349	355	1588	
N of Miss	102	40	37	33	212	

Table 172: If you drank alcohol (not just a sip or taste) in the past year, where did you usually drink it?











Response	6	8	10	12	Total	
I did not drink alcohol in the past year	85.5	74.9	53.0	38.6	64.6	
at my home	7.4	11.2	11.9	14.2	11.1	
at someone else's home	3.3	7.9	22.3	32.4	15.4	
at an open area like a park, beach, field, back road, woods, or a street corner	1.8	4.3	7.0	8.5	5.2	
at a sporting event or concert	0.3	0.4	0.6	1.1	0.6	
at a restaurant, bar, or a nightclub	0.5	0.6	1.4	2.3	1.1	
at an empty building or a construction site	0.0	0.4	0.3	0.3	0.3	
at a hotel/motel	0.3	0.0	0.6	0.0	0.2	
in a car	0.5	0.2	2.3	1.1	1.0	
at school	0.5	0.0	0.6	1.4	0.6	
N of Valid	392	483	345	352	1572	
N of Miss	104	39	40	35	218	

Table 173: During the last month, about how many marijuana cigarettes, or the equivalent, did you smoke a day, on the average?








Response	6	8	10	12	Total	
None	97.3	93.6	86.9	83.2	90.7	
Less than 1 a day	0.5	2.8	5.3	5.5	3.4	
1 a day	1.0	1.0	1.4	0.8	1.0	
2-3 a day	1.0	1.6	3.6	4.1	2.5	
4-6 a day	0.0	0.8	1.1	3.0	1.2	
7-10 a day	0.0	0.2	0.8	1.1	0.5	
11 or more a day	0.2	0.0	0.8	2.2	0.7	
N of Valid	407	500	359	363	1629	
N of Miss	92	34	31	32	189	

Table 174: How wrong would most adults (over 21) in your neighborhood think it is for kids your age: to use marijuana?





Response	6	8	10	12	Total	
Very wrong	93.8	80.4	73.3	63.5	78.4	
Wrong	2.7	11.7	13.4	17.7	11.2	
A little bit wrong	1.5	4.6	7.2	12.2	6.1	
Not wrong at all	2.0	3.2	6.1	6.6	4.3	
N of Valid	405	496	359	362	1622	
N of Miss	93	38	31	33	195	

Table 175: How wrong would most adults (over 21) in your neighborhood think it is for kids your age: to drink alcohol?





Response	6	8	10	12	Total	
Very wrong	81.5	61.3	51.3	41.0	59.6	
Wrong	9.2	18.0	21.0	22.7	17.5	
A little bit wrong	4.7	13.2	19.6	24.4	15.0	
Not wrong at all	4.5	7.5	8.1	11.9	7.9	
N of Valid	401	494	357	361	1613	
N of Miss	98	40	33	34	205	

Table 176: How wrong would most adults (over 21) in your neighborhood think it is for kids your age: to smoke cigarettes?





Response	6	8	10	12	Total	
Very wrong	85.1	65.5	56.9	46.1	64.1	
Wrong	6.7	17.9	21.8	19.9	16.5	
A little bit wrong	4.2	10.7	12.6	22.9	12.2	
Not wrong at all	4.0	5.8	8.7	11.0	7.2	
N of Valid	402	496	357	362	1617	
N of Miss	97	39	33	33	202	

Table 177: How much do each of the following statements describe your neighborhood? crime and/or drug selling

Response	6	8	10	12	Total	
NO!	77.9	68.5	56.9	50.4	64.2	
no	11.0	16.5	20.4	24.8	17.9	
yes	6.8	10.0	15.3	16.8	11.9	
YES!	4.3	5.0	7.4	8.0	6.0	
N of Valid	399	498	353	363	1613	
N of Miss	99	35	37	32	203	

Table 178: How much do each of the following statements describe your neighborhood? fights

Response	6	8	10	12	Total	
NO!	63.7	50.9	48.3	48.2	52.9	
no	13.2	21.0	23.6	26.2	20.8	
yes	12.2	18.6	22.4	16.8	17.5	
YES!	10.9	9.4	5.7	8.8	8.8	
N of Valid	394	499	352	363	1608	
N of Miss	104	35	38	32	209	

Table 179: How much do each of the following statements describe your neighborhood? lots of empty or abandoned buildings

Response	6	8	10	12	Total	
NO!	73.2	59.8	54.3	55.1	60.9	
no	14.0	23.5	29.0	29.1	23.6	
yes	7.3	11.8	12.8	9.7	10.4	
YES!	5.5	4.8	4.0	6.1	5.1	
N of Valid	399	498	352	361	1610	
N of Miss	100	37	38	34	209	

Table 180: How much do each of the following statements describe your neighborhood? lots of graffiti

Response	6	8	10	12	Total	
NO!	81.4	72.0	68.5	67.1	72.4	
no	10.9	21.3	26.1	28.2	21.4	
yes	3.6	4.6	4.3	3.3	4.0	
YES!	4.1	2.0	1.1	1.4	2.2	
N of Valid	393	497	352	362	1604	
N of Miss	106	38	38	33	215	

Table 181: If I had to move, I would miss the neighborhood I now live in.

Response	6	8	10	12	Total	
NO!	19.8	18.4	17.5	17.9	18.4	
no	7.3	11.6	16.6	20.7	13.7	
yes	22.8	30.1	31.3	32.8	29.1	
YES!	50.1	39.9	34.6	28.7	38.7	
N of Valid	399	499	355	363	1616	
N of Miss	99	36	35	32	202	

Table 182: My neighbors notice when I am doing a good job and let me know about it.

Response	6	8	10	12	Total	
NO!	35.3	36.2	35.7	38.2	36.3	
no	24.7	30.6	33.1	31.9	30.0	
yes	20.2	21.7	21.5	21.2	21.2	
YES!	19.9	11.5	9.6	8.8	12.5	
N of Valid	397	497	353	364	1611	
N of Miss	101	38	37	31	207	

Table 183: I like my neighborhood.

Response	6	8	10	12	Total	
NO!	11.9	14.1	11.6	12.4	12.6	
no	6.3	9.1	13.6	13.5	10.4	
yes	27.2	41.6	43.1	43.4	38.8	
YES!	54.6	35.2	31.7	30.8	38.2	
N of Valid	394	497	353	364	1608	
N of Miss	104	37	36	31	208	

Table 184: There are lots of adults in my neighborhood I could talk to about something important.

Response	6	8	10	12	Total	
NO!	24.3	26.0	27.4	29.3	26.6	
no	19.2	25.8	28.8	29.3	25.6	
yes	24.6	27.6	31.6	26.5	27.5	
YES!	31.9	20.6	12.3	14.9	20.3	
N of Valid	395	496	351	362	1604	
N of Miss	104	39	38	33	214	

Table 185: I'd like to get out of my neighborhood.

Response	6	8	10	12	Total	
NO!	62.5	39.6	33.9	31.8	42.2	
no	19.4	31.3	33.6	26.5	27.8	
yes	7.9	15.6	17.4	24.9	16.2	
YES!	10.2	13.5	15.1	16.9	13.8	
N of Valid	392	495	351	362	1600	
N of Miss	106	40	38	33	217	

Table 186: There are people in my neighborhood who are proud of me when I do something well.

Response	6	8	10	12	Total	
NO!	21.8	22.2	19.5	23.6	21.8	
no	14.9	24.0	23.7	25.6	22.1	
yes	28.2	32.9	38.4	32.8	33.0	
YES!	35.1	20.9	18.4	18.1	23.2	
N of Valid	390	492	354	360	1596	
N of Miss	109	41	36	34	220	

Table 187: There are people in my neighborhood who encourage me to do my best.

Response	6	8	10	12	Total	
NO!	18.9	22.1	18.1	24.4	20.9	
no	13.0	21.9	20.1	20.5	19.0	
yes	28.4	31.2	38.1	33.8	32.6	
YES!	39.6	24.9	23.7	21.3	27.4	
N of Valid	391	494	354	361	1600	
N of Miss	107	40	36	34	217	

Table 188: I feel safe in my neighborhood.

Response	6	8	10	12	Total	
NO!	14.0	14.0	10.8	10.5	12.5	
no	8.3	12.0	12.2	11.0	10.9	
yes	28.8	36.2	41.8	43.0	37.2	
YES!	49.0	37.8	35.2	35.5	39.4	
N of Valid	386	492	352	363	1593	
N of Miss	111	42	37	32	222	

Table 189: Which of the following activities for people your age are available in your community? sports teams?



Response	6	8	10	12	Total	
No	20.9	20.3	19.5	23.1	20.9	
Yes	79.1	79.7	80.5	76.9	79.1	
N of Valid	388	497	353	363	1601	
N of Miss	111	38	37	32	218	

Table 190: Which of the following activities for people your age are available in your community? scouting?



Response	6	8	10	12	Total	
No	43.9	48.4	59.2	61.3	52.6	
Yes	56.1	51.6	40.8	38.7	47.4	
N of Valid	376	488	348	359	1571	
N of Miss	122	47	42	36	247	

Table 191: Which of the following activities for people your age are available in your community? boys and girls clubs?



Response	6	8	10	12	Total	
No	42.3	53.7	51.1	59.1	51.6	
Yes	57.7	46.3	48.9	40.9	48.4	
N of Valid	381	490	348	359	1578	
N of Miss	117	45	42	36	240	

Table 192: Which of the following activities for people your age are available in your community? 4-H clubs?



Response	6	8	10	12	Total	
No	59.9	61.1	58.6	63.5	60.8	
Yes	40.1	38.9	41.4	36.5	39.2	
N of Valid	377	493	345	359	1574	
N of Miss	122	42	45	36	245	

Table 193: Which of the following activities for people your age are available in your community? service clubs?



Response	6	8	10	12	Total	
No	60.7	59.5	53.0	58.0	58.0	
Yes	39.3	40.5	47.0	42.0	42.0	
N of Valid	377	491	345	357	1570	
N of Miss	122	44	45	38	249	

Table 194: If a kid smoked marijuana in your neighborhood would he or she be caught by the police?





Response	6	8	10	12	Total	
NO!	17.6	27.8	27.7	35.8	27.1	
no	17.9	34.1	44.3	40.0	33.8	
yes	22.8	19.3	17.7	19.2	19.8	
YES!	41.7	18.7	10.3	5.0	19.3	
N of Valid	386	492	350	360	1588	
N of Miss	112	42	40	35	229	

Table 195: If a kid drank some beer, wine or hard liquor (for example, vodka, whiskey, or gin) in your neighborhood would he or she be caught by the police?





Response	6	8	10	12	Total	
NO!	22.3	30.9	30.5	37.3	30.1	
no	23.1	40.7	47.0	42.9	38.3	
yes	23.3	14.8	14.0	16.0	17.0	
YES!	31.3	13.6	8.5	3.9	14.6	
N of Valid	386	492	351	357	1586	
N of Miss	113	42	39	38	232	

Table 196: If a kid carried a handgun in your neighborhood would he or she be caught by the police?





Response	6	8	10	12	Total	
NO!	18.2	27.0	22.8	31.1	24.9	
no	14.3	27.4	38.2	35.6	28.5	
yes	23.1	22.0	22.8	21.3	22.3	
YES!	44.4	23.6	16.2	12.0	24.4	
N of Valid	385	492	351	357	1585	
N of Miss	114	43	39	37	233	

Table 197: If you wanted to get some cigarettes, how easy would it be for you to get some?





Response	6	8	10	12	Total	
Very hard	76.2	53.9	30.7	16.9	45.6	
Sort of hard	7.6	13.8	12.6	8.8	10.9	
Sort of easy	5.4	13.4	25.6	20.3	15.8	
Very easy	10.8	18.9	31.0	54.0	27.7	
N of Valid	369	486	348	354	1557	
N of Miss	128	48	42	41	259	

Table 198: If you wanted to get some beer, wine or hard liquor (for example, vodka, whiskey, or gin), how easy would it be for you to get some?





Response	6	8	10	12	Total	
Very hard	73.9	49.3	24.4	16.1	41.9	
Sort of hard	8.8	14.6	12.9	9.9	11.8	
Sort of easy	5.8	15.5	28.4	28.2	19.0	
Very easy	11.5	20.6	34.4	45.8	27.3	
N of Valid	364	485	349	354	1552	
N of Miss	134	49	41	41	265	

Table 199: If you wanted to get a drug like cocaine, LSD, or amphetamines, how easy would it be for you to get some?





Response	6	8	10	12	Total	
Very hard	91.2	83.4	68.4	60.5	76.7	
Sort of hard	3.0	10.4	17.0	20.6	12.4	
Sort of easy	1.4	2.3	7.8	6.3	4.2	
Very easy	4.4	3.9	6.9	12.6	6.7	
N of Valid	364	483	348	349	1544	
N of Miss	134	52	42	46	274	

Table 200: If you wanted to get a handgun, how easy would it be for you to get one?





Response	6	8	10	12	Total	
Very hard	76.6	63.8	51.4	41.2	58.9	
Sort of hard	8.0	12.4	16.1	18.2	13.5	
Sort of easy	6.9	10.8	14.7	16.8	12.1	
Very easy	8.5	13.0	17.8	23.9	15.5	
N of Valid	364	483	348	352	1547	
N of Miss	135	50	42	43	270	

Table 201: If you wanted to get some marijuana, how easy would it be for you to get some?





Response	6	8	10	12	Total	
Very hard	87.9	70.9	43.0	26.8	58.6	
Sort of hard	2.7	8.8	14.3	12.0	9.4	
Sort of easy	2.5	8.2	15.2	17.7	10.6	
Very easy	6.8	12.0	27.5	43.6	21.5	
N of Valid	365	475	349	351	1540	
N of Miss	134	59	41	44	278	

Table 202: During the past 12 months, have you participated in any alcohol prevention programs or seen any alcohol prevention messages in your school or community? Yes, a school-based program focused on preventing underage drinking and/or drinking and driving.



Response	6	8	10	12	Total	
No	72.7	74.8	78.2	80.8	76.3	
Yes	27.3	25.2	21.8	19.2	23.7	
N of Valid	499	535	390	395	1819	
N of Miss	0	0	0	0	0	

Table 203: During the past 12 months, have you participated in any alcohol prevention programs or seen any alcohol prevention messages in your school or community? Yes, a community-based program focused on preventing underage drinking and/or drinking and driving (for example, through your church or temple or through youth groups like Boys and Girls Club or 4-H).



Response	6	8	10	12	Total	
No	88.6	90.1	93.1	93.2	91.0	
Yes	11.4	9.9	6.9	6.8	9.0	
N of Valid	499	535	390	395	1819	
N of Miss	0	0	0	0	0	

Table 204: During the past 12 months, have you participated in any alcohol prevention programs or seen any alcohol prevention messages in your school or community? Yes, a media campaign addressing underage drinking and/or drinking and driving (for example, newspaper ads, posters, pamphlets, radio, TV).



Response	6	8	10	12	Total	
No	88.6	88.6	90.8	92.9	90.0	
Yes	11.4	11.4	9.2	7.1	10.0	
N of Valid	499	535	390	395	1819	
N of Miss	0	0	0	0	0	

Table 205: During the past 12 months, have you participated in any alcohol prevention programs or seen any alcohol prevention messages in your school or community? No



Response	6	8	10	12	Total	
No	60.3	42.6	39.0	37.7	45.6	
Yes	39.7	57.4	61.0	62.3	54.4	
N of Valid	499	535	390	395	1819	
N of Miss	0	0	0	0	0	

Table 206: How wrong do your parents feel it would be for YOU to: drink beer, wine or hard liquor (for example, vodka, whiskey or gin) regularly?


Response	6	8	10	12	Total	
Very wrong	91.7	77.0	70.2	52.9	73.6	
Wrong	4.3	13.9	15.5	22.6	13.9	
A little bit wrong	2.4	7.3	11.7	17.7	9.4	
Not wrong at all	1.6	1.9	2.6	6.9	3.1	
N of Valid	375	482	349	350	1556	
N of Miss	124	52	41	45	262	

Table 207: How wrong do your parents feel it would be for YOU to: smoke cigarettes?


Response	6	8	10	12	Total	
Very wrong	93.3	86.1	81.3	67.6	82.6	
Wrong	4.6	10.2	14.4	17.2	11.3	
A little bit wrong	0.5	2.3	2.9	9.2	3.5	
Not wrong at all	1.6	1.5	1.4	6.0	2.5	
N of Valid	373	481	348	349	1551	
N of Miss	126	53	42	46	267	

Table 208: How wrong do your parents feel it would be for YOU to: smoke marijuana?


Response	6	8	10	12	Total	
Very wrong	98.1	93.6	90.5	81.7	91.3	
Wrong	1.1	3.3	5.8	10.0	4.8	
A little bit wrong	0.0	2.1	1.7	5.2	2.2	
Not wrong at all	0.8	1.0	2.0	3.2	1.7	
N of Valid	372	481	347	349	1549	
N of Miss	127	54	43	46	270	

Table 209: How wrong do your parents feel it would be for YOU to: steal something worth more than \$5?





Response	6	8	10	12	Total	
Very wrong	90.8	86.7	83.7	84.9	86.6	
Wrong	6.5	9.4	12.0	10.6	9.5	
A little bit wrong	1.6	3.1	3.7	3.1	2.9	
Not wrong at all	1.1	0.8	0.6	1.4	1.0	
N of Valid	370	481	349	350	1550	
N of Miss	129	53	41	45	268	

Table 210: How wrong do your parents feel it would be for YOU to: draw graffiti, write things, or draw pictures on buildings or other property (without the owner's permission)?





Response	6	8	10	12	Total	
Very wrong	91.2	85.3	83.0	79.4	84.9	
Wrong	4.5	8.3	9.8	13.8	9.0	
A little bit wrong	1.9	4.4	5.5	5.4	4.3	
Not wrong at all	2.4	2.1	1.7	1.4	1.9	
N of Valid	374	482	347	349	1552	
N of Miss	125	53	43	46	267	

Table 211: How wrong do your parents feel it would be for YOU to: pick a fight with someone?





Response	6	8	10	12	Total	
Very wrong	75.5	64.2	61.2	62.0	65.8	
Wrong	13.2	23.6	20.7	20.9	19.8	
A little bit wrong	7.0	8.7	13.8	15.4	10.9	
Not wrong at all	4.3	3.5	4.3	1.7	3.5	
N of Valid	372	483	348	345	1548	
N of Miss	127	52	42	50	271	

Table 212: During the past 12 months, have you talked with at least one of your parents about the dangers of underage drinking and/or drinking and driving? By parents, we mean either your biological parents, adoptive parents, stepparents, or adult guardians - whether or not they live with you.



Response	6	8	10	12	Total	
No	55.4	61.7	54.1	60.9	58.3	
Yes	44.6	38.3	45.9	39.1	41.7	
N of Valid	343	467	338	340	1488	
N of Miss	156	68	52	55	331	

Table 213: Have any of your brothers or sisters ever: drunk beer, wine or hard liquor (for example, vodka, whiskey or gin)?




Response	6	8	10	12	Total	
No	76.2	56.8	44.3	34.9	53.7	
Yes	21.4	40.2	52.8	60.5	43.1	
I don't have any brothers or sisters	2.5	2.9	2.9	4.7	3.2	
N of Valid	365	482	345	344	1536	
N of Miss	134	53	45	51	283	

Table 214: Have any of your brothers or sisters ever: smoked marijuana?




Response	6	8	10	12	Total	
No	93.9	83.2	69.1	59.8	77.4	
Yes	3.0	13.5	28.0	35.8	19.2	
I don't have any brothers or sisters	3.0	3.3	2.9	4.4	3.4	
N of Valid	363	481	343	341	1528	
N of Miss	136	54	47	54	291	

Table 215: Have any of your brothers or sisters ever: smoked cigarettes?




Response	6	8	10	12	Total	
No	81.3	68.9	55.7	50.0	64.6	
Yes	16.5	28.2	41.4	45.6	32.3	
I don't have any brothers or sisters	2.2	2.9	2.9	4.4	3.1	
N of Valid	363	479	343	342	1527	
N of Miss	136	55	47	53	291	

Table 216: Have any of your brothers or sisters ever: taken a handgun to school?




Response	6	8	10	12	Total	
No	96.1	95.6	95.9	92.7	95.2	
Yes	1.4	1.7	0.9	3.2	1.8	
I don't have any brothers or sisters	2.5	2.7	3.2	4.1	3.1	
N of Valid	363	479	343	341	1526	
N of Miss	136	56	47	54	293	

Table 217: Have any of your brothers or sisters ever: been suspended or expelled from school?




Response	6	8	10	12	Total	
No	79.0	67.4	61.6	68.0	69.0	
Yes	18.8	29.2	35.5	27.6	27.8	
I don't have any brothers or sisters	2.2	3.3	2.9	4.4	3.2	
N of Valid	362	479	344	341	1526	
N of Miss	137	56	46	54	293	

Table 218: The rules in my family are clear.





Response	6	8	10	12	Total	
NO!	5.3	6.2	3.5	4.9	5.1	
no	4.5	8.3	7.2	7.2	6.9	
yes	26.0	36.3	41.5	46.4	37.4	
YES!	64.2	49.2	47.8	41.5	50.7	
N of Valid	358	482	347	347	1534	
N of Miss	141	52	43	48	284	

Table 219: People in my family often insult or yell at each other.

Response	6	8	10	12	Total	
NO!	43.1	28.2	25.1	26.8	30.6	
no	25.4	43.3	40.5	39.8	37.7	
yes	16.3	17.4	23.9	24.2	20.2	
YES!	15.2	11.2	10.5	9.2	11.5	
N of Valid	355	483	343	347	1528	
N of Miss	143	52	47	48	290	

Table 220: When I am not at home, one of my parents knows where I am and who I am with.

Response	6	8	10	12	Total	
NO!	7.7	6.3	3.5	6.4	6.0	
no	3.4	5.6	8.1	9.3	6.5	
yes	22.2	36.3	37.5	40.4	34.2	
YES!	66.8	51.9	51.0	43.9	53.3	
N of Valid	352	480	347	344	1523	
N of Miss	146	55	43	50	294	

Table 221: We argue about the same things in my family over and over.

Response	6	8	10	12	Total	
NO!	47.9	27.3	21.2	23.3	29.8	
no	27.8	41.5	40.0	34.1	36.3	
yes	14.7	20.4	27.5	30.3	22.9	
YES!	9.6	10.8	11.3	12.2	11.0	
N of Valid	353	480	345	343	1521	
N of Miss	145	54	45	52	296	

Table 222: If you drank some beer or wine or liquor (for example, vodka, whiskey, or gin) without your parents' permission, would you be caught by your parents?





Response	6	8	10	12	Total	
NO!	16.1	16.4	18.6	23.1	18.4	
no	7.4	20.8	31.7	38.3	24.1	
yes	13.3	20.8	23.8	22.5	20.1	
YES!	63.2	42.0	25.9	16.1	37.4	
N of Valid	353	481	344	342	1520	
N of Miss	144	54	46	53	297	

Table 223: My family has clear rules about alcohol and drug use.





Response	6	8	10	12	Total	
NO!	10.1	9.5	5.5	9.7	8.8	
no	5.5	11.2	10.4	14.1	10.3	
yes	14.2	25.8	33.5	35.8	27.2	
YES!	70.2	53.5	50.6	40.5	53.7	
N of Valid	346	484	346	341	1517	
N of Miss	150	51	44	53	298	

Table 224: If you carried a handgun without your parents' permission, would you be caught by your parents?





Response	6	8	10	12	Total	
NO!	12.8	11.9	9.3	15.8	12.4	
no	3.2	10.4	11.6	19.9	11.2	
yes	12.2	20.0	25.8	24.0	20.5	
YES!	71.9	57.7	53.3	40.2	56.0	
N of Valid	345	480	345	341	1511	
N of Miss	153	53	45	54	305	

Table 225: If you skipped school would you be caught by your parents?

Response	6	8	10	12	Total	
NO!	10.4	11.4	12.8	13.2	11.9	
no	6.3	12.0	17.4	27.9	15.5	
yes	13.0	25.1	27.5	25.2	22.9	
YES!	70.3	51.5	42.3	33.7	49.7	
N of Valid	347	482	345	341	1515	
N of Miss	151	53	45	54	303	

Table 226: Do you feel very close to your mother?

Response	6	8	10	12	Total	
NO!	7.2	8.8	5.5	9.4	7.8	
no	3.7	9.6	12.2	13.5	9.7	
yes	14.9	25.3	32.8	22.9	24.1	
YES!	74.1	56.3	49.4	54.3	58.4	
N of Valid	348	478	344	341	1511	
N of Miss	151	57	46	54	308	

Table 227: Do you share your thoughts and feelings with your mother?

Response	6	8	10	12	Total	
NO!	14.9	15.5	15.2	14.1	15.0	
no	11.1	25.7	23.7	23.2	21.4	
yes	20.4	24.1	27.5	25.6	24.4	
YES!	53.6	34.7	33.6	37.1	39.3	
N of Valid	343	478	342	340	1503	
N of Miss	156	57	47	55	315	

Table 228: My parents ask me what I think before most family decisions affecting me are made.

Response	6	8	10	12	Total	
NO!	19.2	15.9	14.2	13.5	15.8	
no	14.6	19.1	20.9	22.9	19.3	
yes	26.5	35.8	43.3	35.0	35.2	
YES!	39.7	29.1	21.5	28.5	29.7	
N of Valid	343	477	344	340	1504	
N of Miss	156	57	46	55	314	

Table 229: Do you share your thoughts and feelings with your father?

Response	6	8	10	12	Total	
NO!	26.9	28.7	25.9	29.0	27.7	
no	15.1	30.4	28.3	28.4	26.0	
yes	21.0	22.6	25.7	22.2	22.9	
YES!	37.0	18.2	20.1	20.4	23.4	
N of Valid	338	477	343	338	1496	
N of Miss	156	58	47	57	318	

Table 230: Do you enjoy spending time with your mother?

Response	6	8	10	12	Total	
NO!	7.3	6.5	5.0	8.3	6.7	
no	2.9	6.7	7.6	9.4	6.7	
yes	20.4	36.4	46.5	30.7	33.8	
YES!	69.4	50.3	40.9	51.6	52.8	
N of Valid	343	475	342	339	1499	
N of Miss	156	58	47	56	317	

Table 231: Do you enjoy spending time with your father?

Response	6	8	10	12	Total	
NO!	9.5	15.2	16.4	20.6	15.4	
no	4.4	9.9	9.1	13.7	9.3	
yes	23.1	31.0	41.5	31.9	31.8	
YES!	63.0	43.9	33.0	33.7	43.5	
N of Valid	338	467	342	335	1482	
N of Miss	159	67	47	60	333	

Table 232: If I had a personal problem, I could ask my mom or dad for help.

Response	6	8	10	12	Total	
NO!	9.0	12.6	10.5	12.4	11.3	
no	6.7	9.9	11.7	14.7	10.7	
yes	19.2	33.3	37.1	30.4	30.3	
YES!	65.0	44.2	40.6	42.5	47.8	
N of Valid	343	475	342	339	1499	
N of Miss	156	60	47	56	319	

Table 233: Do you feel very close to your father?

Response	6	8	10	12	Total	
NO!	10.9	19.2	16.1	25.1	17.9	
no	10.3	16.2	18.5	17.9	15.8	
yes	19.4	27.2	30.2	25.7	25.8	
YES!	59.4	37.3	35.2	31.3	40.5	
N of Valid	340	474	341	335	1490	
N of Miss	158	61	49	60	328	

Table 234: My parents give me lots of chances to do fun things with them.

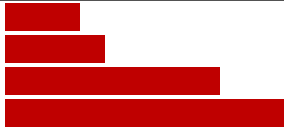
Response	6	8	10	12	Total	
NO!	6.4	10.2	9.9	12.5	9.8	
no	7.6	12.7	14.9	20.8	13.9	
yes	23.3	34.2	40.6	32.9	32.9	
YES!	62.7	42.9	34.5	33.8	43.5	
N of Valid	343	471	342	337	1493	
N of Miss	155	64	47	58	324	

Table 235: My parents ask if I've gotten my homework done.


Response	6	8	10	12	Total	
NO!	3.3	5.3	5.5	12.2	6.5	
no	2.4	6.6	9.8	18.4	9.1	
yes	19.5	38.8	41.6	38.5	35.0	
YES!	74.9	49.4	43.1	30.9	49.4	
N of Valid	338	472	346	343	1499	
N of Miss	161	62	43	52	318	

Table 236: People in my family have serious arguments.

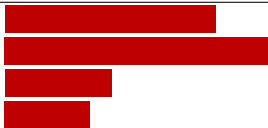
Response	6	8	10	12	Total	
NO!	45.4	30.5	24.8	29.4	32.3	
no	29.7	45.4	46.6	41.5	41.2	
yes	13.4	12.8	16.0	18.5	15.0	
YES!	11.6	11.3	12.5	10.6	11.5	
N of Valid	337	469	343	340	1489	
N of Miss	162	66	47	53	328	

Table 237: Would your parents know if you did not come home on time?

Response	6	8	10	12	Total	
NO!	4.2	6.6	4.9	8.2	6.1	
no	8.1	9.9	9.6	15.0	10.6	
yes	23.7	37.0	44.5	35.5	35.4	
YES!	64.0	46.5	41.0	41.3	47.9	
N of Valid	333	467	344	341	1485	
N of Miss	165	67	46	54	332	

Table 238: It is important to be honest with your parents, even if they become upset or you get punished.

Response	6	8	10	12	Total	
NO!	4.3	6.0	5.2	7.3	5.7	
no	4.9	7.2	7.0	9.6	7.2	
yes	19.5	36.2	40.4	37.3	33.7	
YES!	71.4	50.5	47.4	45.8	53.3	
N of Valid	329	469	344	343	1485	
N of Miss	169	66	46	52	333	

Table 239: My parents notice when I am doing a good job and let me know about it.

Response	6	8	10	12	Total	
Never or Almost Never	8.7	10.4	7.5	10.9	9.4	
Sometimes	17.4	23.5	34.5	26.4	25.4	
Often	27.5	26.8	28.7	30.2	28.2	
All the time	46.4	39.3	29.3	32.6	37.0	
N of Valid	334	463	348	341	1486	
N of Miss	164	72	42	54	332	

Table 240: How often do your parents tell you they're proud of you for something you've done?





Response	6	8	10	12	Total	
Never or Almost Never	6.1	8.5	8.7	11.1	8.6	
Sometimes	16.4	21.5	26.9	26.4	22.7	
Often	26.7	30.3	34.1	32.3	30.8	
All the time	50.9	39.7	30.3	30.2	37.8	
N of Valid	330	469	346	341	1486	
N of Miss	169	66	44	54	333	

Table 241: How many brothers and sisters, including stepbrothers and stepsisters, do you have that are younger than you?








Response	6	8	10	12	Total	
0	27.4	29.4	28.8	30.2	29.0	
1	27.7	27.5	26.7	25.7	27.0	
2	19.5	14.7	16.0	17.1	16.6	
3	10.4	9.7	9.6	9.3	9.7	
4	5.5	9.1	7.3	6.9	7.4	
5	3.7	3.7	3.5	5.4	4.0	
6 or more	5.8	5.8	8.1	5.4	6.3	
N of Valid	328	462	344	334	1468	
N of Miss	170	71	46	61	348	

Table 242: How many brothers and sisters, including stepbrothers and stepsisters, do you have that are older than you?








Response	6	8	10	12	Total	
0	31.9	30.6	23.5	27.2	28.5	
1	26.2	20.0	24.4	25.4	23.7	
2	13.9	16.8	18.0	19.8	17.1	
3	9.9	13.0	14.2	8.9	11.7	
4	5.7	7.7	8.4	6.5	7.1	
5	4.5	4.0	5.2	4.4	4.5	
6 or more	7.8	7.9	6.1	7.7	7.4	
N of Valid	332	470	344	338	1484	
N of Miss	166	65	45	57	333	

Table 243: Have you changed homes in the past year (the last 12 months)?



Response	6	8	10	12	Total	
No	72.3	77.7	77.5	82.6	77.6	
Yes	27.7	22.3	22.5	17.4	22.4	
N of Valid	328	471	346	339	1484	
N of Miss	171	64	44	56	335	

Table 244: How many times have you changed homes since kindergarten?






Response	6	8	10	12	Total	
Never	41.9	33.0	33.0	29.0	34.1	
1 or 2 times	28.7	34.8	33.6	34.9	33.2	
3 or 4 times	17.4	16.7	16.8	20.4	17.8	
5 or 6 times	5.2	7.5	9.6	6.8	7.3	
7 or more times	6.7	7.9	7.0	8.9	7.7	
N of Valid	327	466	345	338	1476	
N of Miss	172	68	45	57	342	

Table 245: Have you changed schools (including changing from elementary to middle and middle to high school) in the past year?



Response	6	8	10	12	Total	
No	65.7	71.2	64.3	80.2	70.4	
Yes	34.3	28.8	35.7	19.8	29.6	
N of Valid	327	465	345	338	1475	
N of Miss	171	69	45	56	341	

Table 246: How many times have you changed schools since kindergarten (including changing from elementary to middle and middle to high school)?






Response	6	8	10	12	Total	
Never	46.3	31.3	33.2	34.3	35.8	
1 or 2 times	32.6	43.3	21.9	27.5	32.3	
3 or 4 times	13.4	16.8	31.8	24.9	21.4	
5 or 6 times	3.4	3.6	7.3	6.8	5.1	
7 or more times	4.3	4.9	5.8	6.5	5.3	
N of Valid	328	469	343	338	1478	
N of Miss	171	66	47	57	341	

Table 247: Has anyone in your family ever had severe alcohol or drug problems?



Response	6	8	10	12	Total	
No	72.0	71.2	62.2	59.5	66.6	
Yes	28.0	28.8	37.8	40.5	33.4	
N of Valid	328	469	344	336	1477	
N of Miss	171	66	46	59	342	

Table 248: About how many adults (over 21) have you known personally who in the past year have: used marijuana, crack, cocaine, or other drugs?






Response	6	8	10	12	Total	
0	76.9	63.6	50.7	42.4	58.7	
1	8.3	12.8	16.0	10.7	12.1	
2	5.2	10.3	8.7	8.6	8.4	
3-4	2.8	5.1	7.0	13.6	7.0	
5+	6.8	8.1	17.5	24.6	13.8	
N of Valid	325	467	343	337	1472	
N of Miss	174	68	47	58	347	

Table 249: About how many adults (over 21) have you known personally who in the past year have: sold or dealt drugs?






Response	6	8	10	12	Total	
0	83.9	74.1	59.9	54.9	68.6	
1	6.2	9.9	13.2	10.1	9.9	
2	3.7	5.8	9.4	9.8	7.1	
3-4	1.9	4.3	6.7	9.2	5.4	
5+	4.3	6.0	10.8	16.0	9.1	
N of Valid	323	467	342	337	1469	
N of Miss	176	67	48	58	349	

Table 250: About how many adults (over 21) have you known personally who in the past year have: done other things that could get them in trouble with the police, like stealing, selling stolen goods, mugging or assaulting others, etc.?






Response	6	8	10	12	Total	
0	77.6	69.2	60.4	53.9	65.5	
1	12.1	10.5	10.6	10.1	10.8	
2	3.7	6.7	8.5	10.1	7.2	
3-4	0.9	4.7	7.6	7.7	5.3	
5+	5.6	8.8	12.9	18.2	11.2	
N of Valid	321	465	341	336	1463	
N of Miss	178	70	49	59	356	

Table 251: About how many adults (over 21) have you known personally who in the past year have: gotten drunk or high?






Response	6	8	10	12	Total	
0	60.7	40.8	32.7	26.8	40.1	
1	16.4	18.8	11.4	9.8	14.5	
2	6.2	11.9	10.2	8.9	9.6	
3-4	5.6	8.2	10.8	12.8	9.3	
5+	11.1	20.3	34.8	41.7	26.6	
N of Valid	323	463	342	336	1464	
N of Miss	176	72	48	59	355	

Table 252: Have you seen or heard information about underage drinking in the past 12 months from the following sources? Radio



Response	6	8	10	12	Total	
No	53.0	52.1	42.7	48.4	49.2	
Yes	47.0	47.9	57.3	51.6	50.8	
N of Valid	321	463	337	335	1456	
N of Miss	178	71	53	60	362	

Table 253: Have you seen or heard information about underage drinking in the past 12 months from the following sources? TV.



Response	6	8	10	12	Total	
No	29.0	21.3	16.6	25.0	22.7	
Yes	71.0	78.7	83.4	75.0	77.3	
N of Valid	321	465	338	336	1460	
N of Miss	178	70	52	59	359	

Table 254: Have you seen or heard information about underage drinking in the past 12 months from the following sources? Print. This includes information on underage drinking you may have seen in the newspaper, on a billboard, in pamphlets, on stickers, etc.



Response	6	8	10	12	Total	
No	50.3	48.0	34.8	44.0	44.5	
Yes	49.7	52.0	65.2	56.0	55.5	
N of Valid	318	465	339	336	1458	
N of Miss	181	69	51	59	360	

Table 255: Have you seen or heard information about underage drinking in the past 12 months from the following sources? Website or social media? (Facebook, Myspace, website, etc.)



Response	6	8	10	12	Total	
No	50.8	42.0	33.9	37.6	41.0	
Yes	49.2	58.0	66.1	62.4	59.0	
N of Valid	319	464	339	335	1457	
N of Miss	180	71	51	60	362	

Table 256: The next questions ask about your opinions of the information you saw or heard. If you have seen or heard more than one ad, please think about your favorite ad when answering these questions. The information about underage drinking that I saw or heard was convincing.

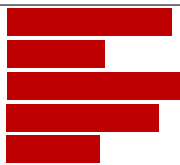
Response	6	8	10	12	Total	
NO!	31.6	24.7	21.1	21.5	24.6	
no	5.4	14.6	17.6	15.5	13.5	
yes	15.0	24.7	36.0	30.6	26.6	
YES!	28.1	22.9	17.6	21.5	22.5	
I have not seen or heard any ads about underage drinking in the past 12 months.	19.8	13.1	7.7	10.9	12.8	
N of Valid	313	458	336	330	1437	
N of Miss	185	76	54	64	379	

Table 257: The next questions ask about your opinions of the information you saw or heard. If you have seen or heard more than one ad, please think about your favorite ad when answering these questions. The information about underage drinking that I saw or heard grabbed my attention.

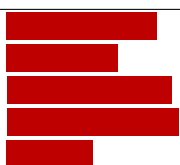
Response	6	8	10	12	Total	
NO!	26.7	24.4	19.3	18.5	22.3	
no	10.6	16.3	18.4	16.7	15.7	
yes	11.9	23.1	32.9	30.3	24.6	
YES!	33.1	24.2	22.0	24.8	25.7	
I have not seen or heard any ads about underage drinking in the past 12 months.	17.7	12.0	7.4	9.7	11.6	
N of Valid	311	459	337	330	1437	
N of Miss	188	75	53	65	381	

Table 258: The next questions ask about your opinions of the information you saw or heard. If you have seen or heard more than one ad, please think about your favorite ad when answering these questions. The information about underage drinking that I saw or heard said something important to me.

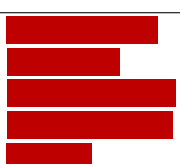
Response	6	8	10	12	Total	
NO!	28.2	22.8	19.0	20.0	22.4	
no	7.8	16.0	20.2	19.4	16.0	
yes	14.2	23.9	32.1	30.9	25.3	
YES!	34.0	24.9	20.5	20.0	24.7	
I have not seen or heard any ads about underage drinking in the past 12 months.	15.9	12.5	8.0	9.7	11.5	
N of Valid	309	457	336	330	1432	
N of Miss	189	77	54	65	385	

Table 259: The next questions ask about your opinions of the information you saw or heard. If you have seen or heard more than one ad, please think about your favorite ad when answering these questions. Seeing or hearing this information about underage drinking made me want to stop or decrease my drinking.

Response	6	8	10	12	Total	
NO!	28.8	26.7	22.0	22.8	25.1	
no	6.0	11.6	18.0	22.5	14.5	
yes	4.9	13.8	25.6	22.5	16.8	
YES!	28.4	25.6	20.4	18.5	23.3	
I have not seen or heard any ads about underage drinking in the past 12 months.	31.9	22.4	14.0	13.7	20.3	
N of Valid	285	450	328	329	1392	
N of Miss	213	85	61	66	425	

Table 260: How honest were you in filling out this survey?

Response	6	8	10	12	Total	
I was very honest	84.0	74.1	76.5	76.5	77.4	
I was honest pretty much of the time	12.9	19.2	17.9	18.2	17.3	
I was honest some of the time	2.1	4.7	4.1	3.0	3.6	
I was honest once in a while	0.9	1.9	1.5	2.4	1.7	
I was not honest at all	0.0	0.0	0.0	0.0	0.0	
N of Valid	326	464	340	336	1466	
N of Miss	173	68	50	58	349	