

2010 APNA



Arkansas Prevention Needs Assessment Student Survey

Region 12 Tables

Arkansas Department of Human Services
Division of Behavioral Sciences
Office of Alcohol and Drug Abuse Prevention

Conducted by International Survey Associates dba Pride Surveys

Contents

1	INTRODUCTION	11
2	PERCENTAGE TABLES	16

List of Tables

1	Sex	17
2	Age	17
3	Are you Hispanic or Latino?	17
4	What is your race? Black or African American	18
5	What is your race? Asian	18
6	What is your race? American Indian	18
7	What is your race? Alaska Native	18
8	What is your race? White	19
9	What is your race? Native Hawaiian or Other Pacific Islander	19
10	What is your race? Other	19
11	What is the highest level of schooling completed by your mother or father?	20
12	Think of where you live most of the time. Which of the following people live there with you? Mother	20
13	Think of where you live most of the time. Which of the following people live there with you? Stepmother	20
14	Think of where you live most of the time. Which of the following people live there with you? Foster Mother	21
15	Think of where you live most of the time. Which of the following people live there with you? Grandmother	21
16	Think of where you live most of the time. Which of the following people live there with you? Aunt	21
17	Think of where you live most of the time. Which of the following people live there with you? Father	21
18	Think of where you live most of the time. Which of the following people live there with you? Stepfather	22
19	Think of where you live most of the time. Which of the following people live there with you? Foster Father	22
20	Think of where you live most of the time. Which of the following people live there with you? Grandfather	22
21	Think of where you live most of the time. Which of the following people live there with you? Uncle	22
22	Think of where you live most of the time. Which of the following people live there with you? Other Adults	23
23	Think of where you live most of the time. Which of the following people live there with you? Brother(s)	23
24	Think of where you live most of the time. Which of the following people live there with you? Stepbrother(s)	23
25	Think of where you live most of the time. Which of the following people live there with you? Sister(s)	23
26	Think of where you live most of the time. Which of the following people live there with you? Stepsister(s)	24

27	Think of where you live most of the time. Which of the following people live there with you? Other Children	24
28	In my school, students have lots of chances to help decide things like class activities and rules.	24
29	Teachers ask me to work on special classroom projects.	24
30	My teacher(s) notices when I am doing a good job and lets me know about it.	25
31	There are lots of chances for students in my school to get involved in sports, clubs, and other school activities outside of class.	25
32	There are lots of chances for students in my school to talk with a teacher one-on-one.	25
33	I feel safe at my school.	26
34	The school lets my parents know when I have done something well.	26
35	My teachers praise me when I work hard in school.	26
36	Are your school grades better than the grades of most students in your class?	27
37	I have lots of chances to be part of class discussions or activities.	27
38	Now thinking back over the past year in school, how often did you: enjoy being in school?	27
39	Now thinking back over the past year in school, how often did you: hate being in school?	28
40	Now thinking back over the past year in school, how often did you: try to do your best work in school?	28
41	How often do you feel that the school work you are assigned is meaningful and important?	28
42	Putting them all together, what were your grades like last year?	29
43	How important do you think the things you are learning in school are going to be for your later life?	29
44	How interesting are most of your courses to you?	29
45	During the LAST FOUR WEEKS how many whole days of school have you missed because you skipped or 'cut'?	30
46	What are the chances you would be seen as cool if you: smoked cigarettes?	30
47	What are the chances you would be seen as cool if you: worked hard at school?	30
48	What are the chances you would be seen as cool if you: began drinking alcoholic beverages regularly, that is, at least once or twice a month?	31
49	What are the chances you would be seen as cool if you: defended someone who was being verbally abused at school?	31
50	What are the chances you would be seen as cool if you: smoked marijuana?	31
51	What are the chances you would be seen as cool if you: carried a handgun?	32

52	What are the chances you would be seen as cool if you: regularly volunteered to do community service?	32
53	Think of your four best friends (the friends you feel closest to). In the past year (12 months), how many of your best friends have: participated in clubs, organizations or activities at school?	32
54	Think of your four best friends (the friends you feel closest to). In the past year (12 months), how many of your best friends have: smoked cigarettes?	33
55	Think of your four best friends (the friends you feel closest to). In the past year (12 months), how many of your best friends have: tried beer, wine or hard liquor (for example, vodka, whiskey, or gin) when their parents didn't know about it?	33
56	Think of your four best friends (the friends you feel closest to). In the past year (12 months), how many of your best friends have: made a commitment to stay drug-free?	33
57	Think of your four best friends (the friends you feel closest to). In the past year (12 months), how many of your best friends have: used marijuana?	34
58	Think of your four best friends (the friends you feel closest to). In the past year (12 months), how many of your best friends have: tried to do well in school?	34
59	Think of your four best friends (the friends you feel closest to). In the past year (12 months), how many of your best friends have: used LSD, cocaine, amphetamines, or other illegal drugs?	34
60	Think of your four best friends (the friends you feel closest to). In the past year (12 months), how many of your best friends have: been suspended from school?	35
61	Think of your four best friends (the friends you feel closest to). In the past year (12 months), how many of your best friends have: liked school?	35
62	Think of your four best friends (the friends you feel closest to). In the past year (12 months), how many of your best friends have: carried a handgun?	35
63	Think of your four best friends (the friends you feel closest to). In the past year (12 months), how many of your best friends have: sold illegal drugs?	36
64	Think of your four best friends (the friends you feel closest to). In the past year (12 months), how many of your best friends have: regularly attended religious services?	36
65	Think of your four best friends (the friends you feel closest to). In the past year (12 months), how many of your best friends have: stolen or tried to steal a motor vehicle such as a car or motorcycle?	36
66	Think of your four best friends (the friends you feel closest to). In the past year (12 months), how many of your best friends have: been arrested?	37

67	Think of your four best friends (the friends you feel closest to). In the past year (12 months), how many of your best friends have: dropped out of school?	37
68	Think of your four best friends (the friends you feel closest to). In the past year (12 months), how many of your best friends have: been members of a gang?	37
69	How old were you when you first: smoked marijuana?	38
70	How old were you when you first: smoked a cigarette, even just a puff?	38
71	How old were you when you first: had more than a sip or two of beer, wine or hard liquor (for example, vodka, whiskey, or gin)?	39
72	How old were you when you first: began drinking alcoholic beverages regularly, that is, at least once or twice a month?	39
73	How old were you when you first: used phenoxydine (pox, px, breeze)?	40
74	How old were you when you first: got suspended from school?	40
75	How old were you when you first: got arrested?	41
76	How old were you when you first: carried a handgun?	41
77	How old were you when you first: attacked someone with the idea of seriously hurting them?	42
78	How old were you when you first: belonged to a gang?	42
79	How wrong do you think it is for someone your age to: take a handgun to school?	43
80	How wrong do you think it is for someone your age to: steal anything worth more than \$5?	43
81	How wrong do you think it is for someone your age to: pick a fight with someone?	43
82	How wrong do you think it is for someone your age to: attack someone with the idea of seriously hurting them?	44
83	How wrong do you think it is for someone your age to: stay away from school all day when their parents think they are at school?	44
84	How wrong do you think it is for someone your age to: drink beer, wine or hard liquor (for example, vodka, whiskey, or gin) regularly?	44
85	How wrong do you think it is for someone your age to: smoke cigarettes?	45
86	How wrong do you think it is for someone your age to: smoke marijuana?	45
87	How wrong do you think it is for someone your age to: use LSD, cocaine, amphetamines or another illegal drug?	45
88	At school during the past 12 months, did you receive help from the resource teacher, speech therapist or other special education teacher?	46
89	How many times in the past year (12 months) have you: been suspended from school?	46
90	How many times in the past year (12 months) have you: carried a handgun?	46

91	How many times in the past year (12 months) have you: sold illegal drugs?	47
92	How many times in the past year (12 months) have you: stolen or tried to steal a motor vehicle such as a car or motorcycle?	47
93	How many times in the past year (12 months) have you: participated in clubs, organizations or activities at school?	48
94	How many times in the past year (12 months) have you: been arrested?	48
95	How many times in the past year (12 months) have you: done extra work on your own for school?	49
96	How many times in the past year (12 months) have you: attacked someone with the idea of seriously hurting them?	49
97	How many times in the past year (12 months) have you: been drunk or high at school?	50
98	How many times in the past year (12 months) have you: volunteered to do community service?	50
99	How many times in the past year (12 months) have you: taken a handgun to school?	51
100	Are you currently on probation, or assigned a probation officer with Juvenile Court?	51
101	Have you ever belonged to a gang?	51
102	If you have ever belonged to a gang, did that gang have a name?	52
103	How many times have you done the following things? done what feels good no matter what.	52
104	How many times have you done the following things? done something dangerous because someone dared you to do it.	52
105	How many times have you done the following things? done crazy things even if they are a little dangerous.	53
106	You're looking at CD's in a music store with a friend. You look up and see her slip a CD under her coat. She smiles and says 'Which one do you want? Go ahead, take it while nobody's around.' There is nobody in sight, no employees and no other customers. What would you do now?	53
107	You are visiting another part of town, and you don't know any of the people your age there. You are walking down the street, and some teenager you don't know is walking toward you. He is about your size, and as he is about to pass you, he deliberately bumps into you and you almost lose your balance. What would you say or do?	53
108	You are at a party at someone's house, and one of your friends offers you a drink containing alcohol. What would you say or do?	54
109	It's 8:00 on a weeknight and you are about to go over to a friend's home when your mother asks you where you are going. You say 'Oh, just going to go hang out with some friends.' She says, 'No, you'll just get into trouble if you go out. Stay home tonight.' What would you do now?	54
110	How often do you attend religious services or activities?	54

111	I do the opposite of what people tell me, just to get them mad. . .	55
112	I like to see how much I can get away with.	55
113	I ignore rules that get in my way.	55
114	I think sometimes it's okay to cheat at school.	56
115	It is important to think before you act.	56
116	Sometimes I think that life is not worth it.	56
117	At times I think I am no good at all.	57
118	All in all, I am inclined to think that I am a failure.	57
119	In the past year, have you felt depressed or sad MOST days, even if you felt okay sometimes?	57
120	It is all right to beat up people if they start the fight.	58
121	I think it is okay to take something without asking if you can get away with it.	58
122	Sometimes we don't know what we will do as adults, but we may have an idea. Please answer how true these statements may be for you. WHEN I AM AN ADULT I WILL: smoke cigarettes.	58
123	Sometimes we don't know what we will do as adults, but we may have an idea. Please answer how true these statements may be for you. WHEN I AM AN ADULT I WILL: drink beer, wine, or liquor.	59
124	Sometimes we don't know what we will do as adults, but we may have an idea. Please answer how true these statements may be for you. WHEN I AM AN ADULT I WILL: smoke marijuana.	59
125	Sometimes we don't know what we will do as adults, but we may have an idea. Please answer how true these statements may be for you. WHEN I AM AN ADULT I WILL: use LSD, cocaine, amphetamines or another illegal drug.	59
126	How much do you think people risk harming themselves (physically or in other ways) if they: smoked one or more packs of cigarettes per day?	60
127	How much do you think people risk harming themselves (physically or in other ways) if they: try marijuana once or twice?	60
128	How much do you think people risk harming themselves (physically or in other ways) if they: smoke marijuana regularly?	60
129	How much do you think people risk harming themselves (physically or in other ways) if they: take one or two drinks of an alcoholic beverage (beer, wine, liquor) nearly every day?	61
130	How much do you think people risk harming themselves (physically or in other ways) if they: have five or more drinks once or twice each weekend?	61
131	Have you ever used smokeless tobacco (chew, snuff, plug, dipping tobacco, or chewing tobacco)?	61
132	How often have you taken smokeless tobacco during the past 30 days?	62
133	Have you ever smoked cigarettes?	62
134	How frequently have you smoked cigarettes during the past 30 days?	62

135	Which statement best describes rules about smoking inside your home?	63
136	Which statement best describes rules about smoking in your family cars?	63
137	During this school year, were you taught in any of your classes about the dangers of tobacco use?	64
138	During the past 12 months, have you participated in any community activities to discourage people your age from using cigarettes, chewing tobacco, snuff, dip or cigars?	64
139	On how many occasions have you had alcoholic beverages (beer, wine or hard liquor) to drink in your lifetime - more than just a few sips?	64
140	On how many occasions have you had beer, wine or hard liquor to drink during the past 30 days?	65
141	On how many occasions have you used marijuana (grass, pot) or hashish (hash, hash oil) in your lifetime?	65
142	On how many occasions have you used marijuana (grass, pot) or hashish (hash, hash oil) during the past 30 days?	65
143	On how many occasions have you used LSD or other psychedelics in your lifetime?	66
144	On how many occasions have you used LSD or other psychedelics during the past 30 days?	66
145	On how many occasions have you used cocaine or crack in your lifetime?	66
146	On how many occasions have you used cocaine or crack during the past 30 days?	67
147	On how many occasions have you sniffed glue, breathed the contents of an aerosol spray can, or inhaled other gases or sprays, in order to get high in your lifetime?	67
148	On how many occasions have you sniffed glue, breathed the contents of an aerosol spray can, or inhaled other gases or sprays, in order to get high during the past 30 days?	68
149	On how many occasions have you used phenoxydine (pox, px, breeze) in your lifetime?	68
150	On how many occasions have you used phenoxydine (pox, px, breeze) during the past 30 days?	69
151	On how many occasions have you used sedatives (tranquilizers, such as Valium or Xanax, barbiturates, or sleeping pills) without a doctor telling you to take them, in your lifetime?	69
152	On how many occasions have you used sedatives (tranquilizers, such as Valium or Xanax, barbiturates, or sleeping pills) without a doctor telling you to take them, during the past 30 days?	70
153	On how many occasions have you used methamphetamines (meth, speed, crank, crystal meth) in your lifetime?	70

154	On how many occasions have you used methamphetamines (meth, speed, crank, crystal meth) in the past 30 days?	71
155	On how many occasions have you used stimulants, other than Methamphetamines (such as amphetamines, Ritalin or Dexedrine) without a doctor telling you to take them, in your lifetime?	71
156	On how many occasions have you used stimulants, other than Methamphetamines (such as amphetamines, Ritalin or Dexedrine) without a doctor telling you to take them, during the past 30 days?	72
157	On how many occasions have you used heroin or other opiates in your lifetime?	72
158	On how many occasions have you used heroin or other opiates during the past 30 days?	73
159	On how many occasions have you used MDMA ('X', 'E', or ecstasy) in your lifetime?	73
160	On how many occasions have you used MDMA ('X', 'E', or ecstasy) during the past 30 days?	73
161	On how many occasions have you taken prescription drugs (such as Valium, Xanax, Ritalin, Adderall, OxyContin, Darvocet, or sleeping pills) on your own-that is, without a doctor telling you to take them in your lifetime?	74
162	On how many occasions have you taken prescription drugs (such as Valium, Xanax, Ritalin, Adderall, OxyContin, Darvocet, or sleeping pills) on your own-that is, without a doctor telling you to take them during the past 30 days?	74
163	On how many occasions have you taken non-prescription medicines such as diet pills (for example, Dietac, Dexatrim or Prolamine), stay-awake pills (for example No-Doz, Vivarin, or Wake), or cough or cold medicines (robos, DXM, etc.) to get high in your lifetime?	75
164	On how many occasions have you taken non-prescription medicines such as diet pills (for example, Dietac, Dexatrim or Prolamine), stay-awake pills (for example No-Doz, Vivarin, or Wake), or cough or cold medicines (robos, DXM, etc.) to get high during the past 30 days?	75
165	On how many occasions have you been drunk or very high from drinking alcoholic beverages during the past 30 days?	76
166	On how many occasions have you drunk flavored alcoholic beverages, sometimes called 'alcopops' (like Mike's Hard Lemonade, Smirnoff Ice, Bacardi Breezers, etc.) in your lifetime?	76
167	On how many occasions have you drunk flavored alcoholic beverages, sometimes called 'alcopops' (like Mike's Hard Lemonade, Smirnoff Ice, Bacardi Breezers, etc.) during the past 30 days?	77
168	Think back over the last two weeks. How many times have you had five or more alcoholic drinks in a row?	77
169	During the past 30 days, how many times did you ride in a car or other vehicle driven by someone who had been drinking alcohol?	77

170	During the past 30 days, how many times did you drive a car or other vehicle when you had been drinking alcohol?	78
171	If you drank alcohol (not just a sip or taste) in the past year, how did you usually get it?	78
172	If you drank alcohol (not just a sip or taste) in the past year, where did you usually drink it?	79
173	During the last month, about how many marijuana cigarettes, or the equivalent, did you smoke a day, on the average?	79
174	How wrong would most adults (over 21) in your neighborhood think it is for kids your age: to use marijuana?	80
175	How wrong would most adults (over 21) in your neighborhood think it is for kids your age: to drink alcohol?	80
176	How wrong would most adults (over 21) in your neighborhood think it is for kids your age: to smoke cigarettes?	80
177	How much do each of the following statements describe your neighborhood? crime and/or drug selling	81
178	How much do each of the following statements describe your neighborhood? fights	81
179	How much do each of the following statements describe your neighborhood? lots of empty or abandoned buildings	81
180	How much do each of the following statements describe your neighborhood? lots of graffiti	82
181	If I had to move, I would miss the neighborhood I now live in.	82
182	My neighbors notice when I am doing a good job and let me know about it.	82
183	I like my neighborhood.	83
184	There are lots of adults in my neighborhood I could talk to about something important.	83
185	I'd like to get out of my neighborhood.	83
186	There are people in my neighborhood who are proud of me when I do something well.	84
187	There are people in my neighborhood who encourage me to do my best.	84
188	I feel safe in my neighborhood.	84
189	Which of the following activities for people your age are available in your community? sports teams?	85
190	Which of the following activities for people your age are available in your community? scouting?	85
191	Which of the following activities for people your age are available in your community? boys and girls clubs?	85
192	Which of the following activities for people your age are available in your community? 4-H clubs?	85
193	Which of the following activities for people your age are available in your community? service clubs?	86

194	If a kid smoked marijuana in your neighborhood would he or she be caught by the police?	86
195	If a kid drank some beer, wine or hard liquor (for example, vodka, whiskey, or gin) in your neighborhood would he or she be caught by the police?	86
196	If a kid carried a handgun in your neighborhood would he or she be caught by the police?	87
197	If you wanted to get some cigarettes, how easy would it be for you to get some?	87
198	If you wanted to get some beer, wine or hard liquor (for example, vodka, whiskey, or gin), how easy would it be for you to get some?	87
199	If you wanted to get a drug like cocaine, LSD, or amphetamines, how easy would it be for you to get some?	88
200	If you wanted to get a handgun, how easy would it be for you to get one?	88
201	If you wanted to get some marijuana, how easy would it be for you to get some?	88
202	During the past 12 months, have you participated in any alcohol prevention programs or seen any alcohol prevention messages in your school or community? Yes, a school-based program focused on preventing underage drinking and/or drinking and driving.	89
203	During the past 12 months, have you participated in any alcohol prevention programs or seen any alcohol prevention messages in your school or community? Yes, a community-based program focused on preventing underage drinking and/or drinking and driving (for example, through your church or temple or through youth groups like Boys and Girls Club or 4-H).	89
204	During the past 12 months, have you participated in any alcohol prevention programs or seen any alcohol prevention messages in your school or community? Yes, a media campaign addressing underage drinking and/or drinking and driving (for example, newspaper ads, posters, pamphlets, radio, TV).	89
205	During the past 12 months, have you participated in any alcohol prevention programs or seen any alcohol prevention messages in your school or community? No	89
206	How wrong do your parents feel it would be for YOU to: drink beer, wine or hard liquor (for example, vodka, whiskey or gin) regularly?	90
207	How wrong do your parents feel it would be for YOU to: smoke cigarettes?	90
208	How wrong do your parents feel it would be for YOU to: smoke marijuana?	90
209	How wrong do your parents feel it would be for YOU to: steal something worth more than \$5?	91

210	How wrong do your parents feel it would be for YOU to: draw graffiti, write things, or draw pictures on buildings or other property (without the owner's permission)?	91
211	How wrong do your parents feel it would be for YOU to: pick a fight with someone?	91
212	During the past 12 months, have you talked with at least one of your parents about the dangers of underage drinking and/or drinking and driving? By parents, we mean either your biological parents, adoptive parents, stepparents, or adult guardians - whether or not they live with you.	92
213	Have any of your brothers or sisters ever: drunk beer, wine or hard liquor (for example, vodka, whiskey or gin)?	92
214	Have any of your brothers or sisters ever: smoked marijuana?	92
215	Have any of your brothers or sisters ever: smoked cigarettes?	92
216	Have any of your brothers or sisters ever: taken a handgun to school?	93
217	Have any of your brothers or sisters ever: been suspended or expelled from school?	93
218	The rules in my family are clear.	93
219	People in my family often insult or yell at each other.	94
220	When I am not at home, one of my parents knows where I am and who I am with.	94
221	We argue about the same things in my family over and over.	94
222	If you drank some beer or wine or liquor (for example, vodka, whiskey, or gin) without your parents' permission, would you be caught by your parents?	95
223	My family has clear rules about alcohol and drug use.	95
224	If you carried a handgun without your parents' permission, would you be caught by your parents?	95
225	If you skipped school would you be caught by your parents?	96
226	Do you feel very close to your mother?	96
227	Do you share your thoughts and feelings with your mother?	96
228	My parents ask me what I think before most family decisions affecting me are made.	97
229	Do you share your thoughts and feelings with your father?	97
230	Do you enjoy spending time with your mother?	97
231	Do you enjoy spending time with your father?	98
232	If I had a personal problem, I could ask my mom or dad for help.	98
233	Do you feel very close to your father?	98
234	My parents give me lots of chances to do fun things with them.	99
235	My parents ask if I've gotten my homework done.	99
236	People in my family have serious arguments.	99
237	Would your parents know if you did not come home on time?	100
238	It is important to be honest with your parents, even if they become upset or you get punished.	100

239	My parents notice when I am doing a good job and let me know about it.	100
240	How often do your parents tell you they're proud of you for something you've done?	101
241	How many brothers and sisters, including stepbrothers and sisters, do you have that are younger than you?	101
242	How many brothers and sisters, including stepbrothers and sisters, do you have that are older than you?	101
243	Have you changed homes in the past year (the last 12 months)?	102
244	How many times have you changed homes since kindergarten?	102
245	Have you changed schools (including changing from elementary to middle and middle to high school) in the past year?	102
246	How many times have you changed schools since kindergarten (including changing from elementary to middle and middle to high school)?	103
247	Has anyone in your family ever had severe alcohol or drug problems?	103
248	About how many adults (over 21) have you known personally who in the past year have: used marijuana, crack, cocaine, or other drugs?	103
249	About how many adults (over 21) have you known personally who in the past year have: sold or dealt drugs?	104
250	About how many adults (over 21) have you known personally who in the past year have: done other things that could get them in trouble with the police, like stealing, selling stolen goods, mugging or assaulting others, etc.?	104
251	About how many adults (over 21) have you known personally who in the past year have: gotten drunk or high?	104
252	Have you seen or heard information about underage drinking in the past 12 months from the following sources? Radio	105
253	Have you seen or heard information about underage drinking in the past 12 months from the following sources? TV.	105
254	Have you seen or heard information about underage drinking in the past 12 months from the following sources? Print. This includes information on underage drinking you may have seen in the newspaper, on a billboard, in pamphlets, on stickers, etc.	105
255	Have you seen or heard information about underage drinking in the past 12 months from the following sources? Website or social media? (Facebook, Myspace, website, etc.)	105
256	The next questions ask about your opinions of the information you saw or heard. If you have seen or heard more than one ad, please think about your favorite ad when answering these questions. The information about underage drinking that I saw or heard was convincing.	106

257	The next questions ask about your opinions of the information you saw or heard. If you have seen or heard more than one ad, please think about your favorite ad when answering these questions. The information about underage drinking that I saw or heard grabbed my attention.	106
258	The next questions ask about your opinions of the information you saw or heard. If you have seen or heard more than one ad, please think about your favorite ad when answering these questions. The information about underage drinking that I saw or heard said something important to me.	106
259	The next questions ask about your opinions of the information you saw or heard. If you have seen or heard more than one ad, please think about your favorite ad when answering these questions. Seeing or hearing this information about underage drinking made me want to stop or decrease my drinking.	107
260	How honest were you in filling out this survey?	107

List of Figures

1	Grade Chart	12
2	Gender Chart	13
3	Age Chart	14
4	Ethnic Origin Chart	15

1 INTRODUCTION

This report was generated from data collected on the *2010 Arkansas Prevention Needs Assessment Student Survey*. This report contains basic frequency tables of all data collected and graphs on the selected demographic variables of grade, gender, age and ethnic origin. The graph on ethnic origin is represented as a bar chart rather than as a pie chart. This is because students were allowed to mark more than one response for ethnic origin as opposed to being allowed to mark only one response. The bars represent the percent of students who marked each of the ethnic categories.

Questions regarding the information found in this report can be directed to:

Pride Surveys

160 Vanderbilt Court
Bowling Green, KY 42103
1-800-279-6361
www.pridesurveys.com

Grade Chart

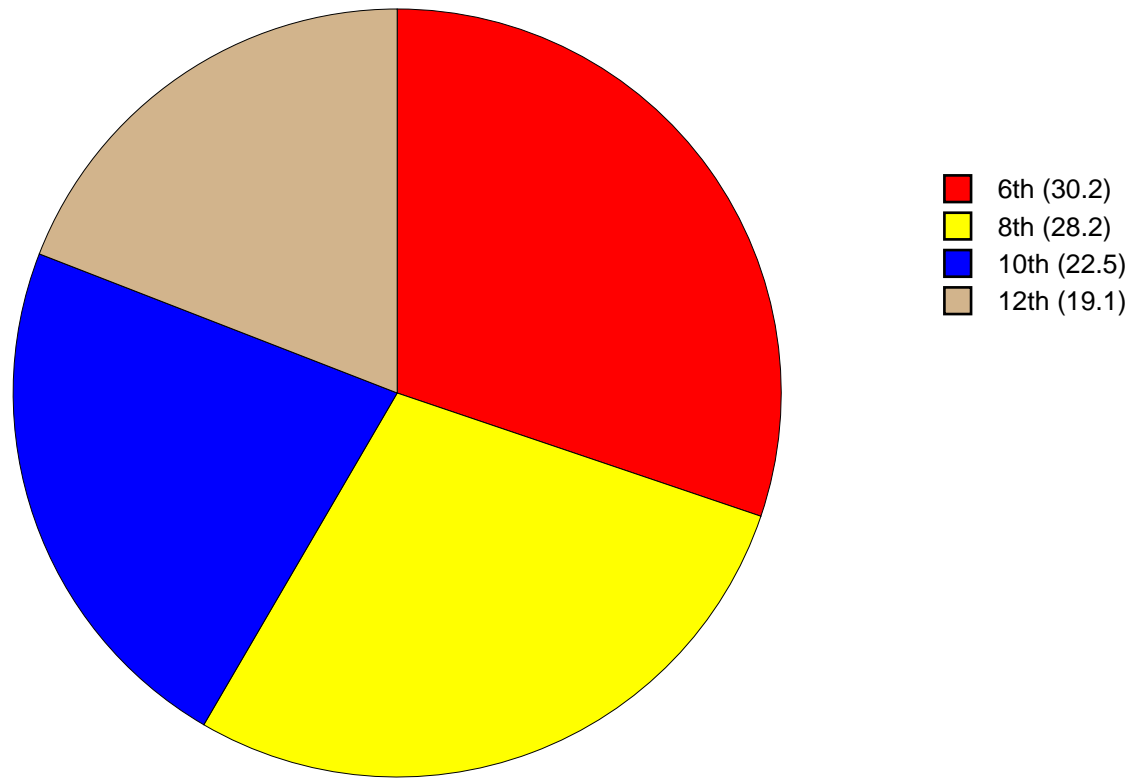


Figure 1: Grade Chart

Gender Chart

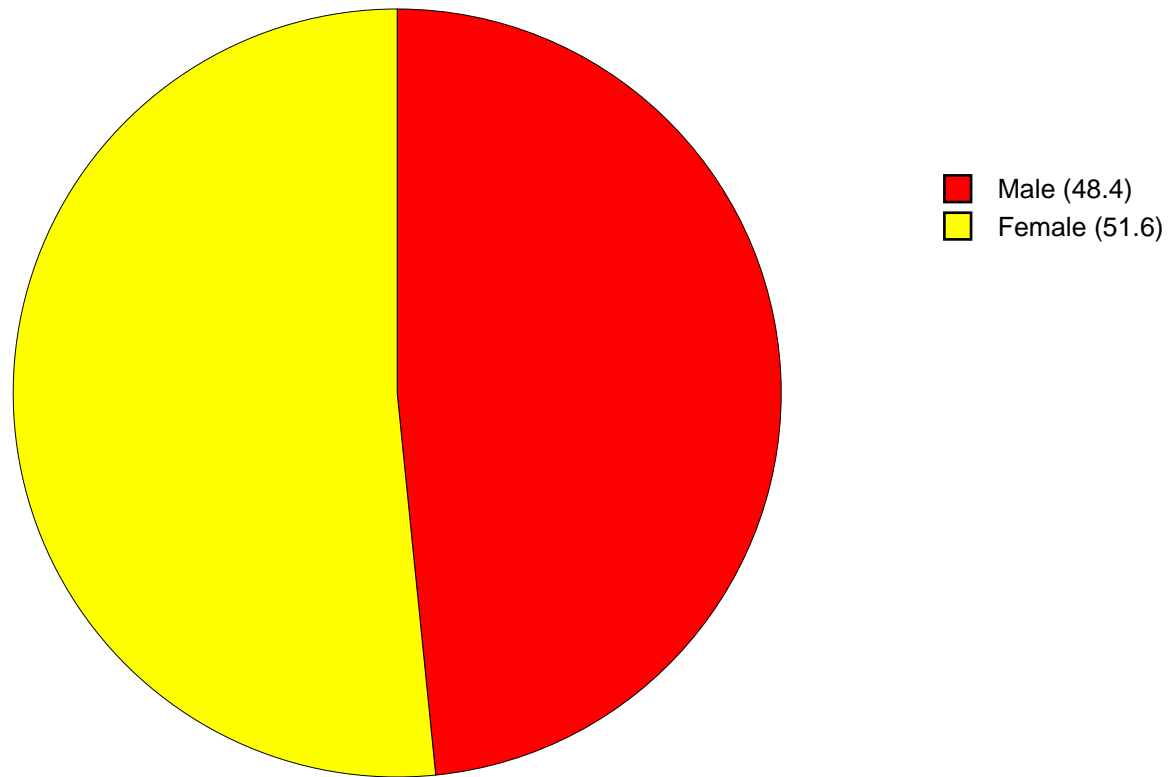


Figure 2: Gender Chart

Age Chart

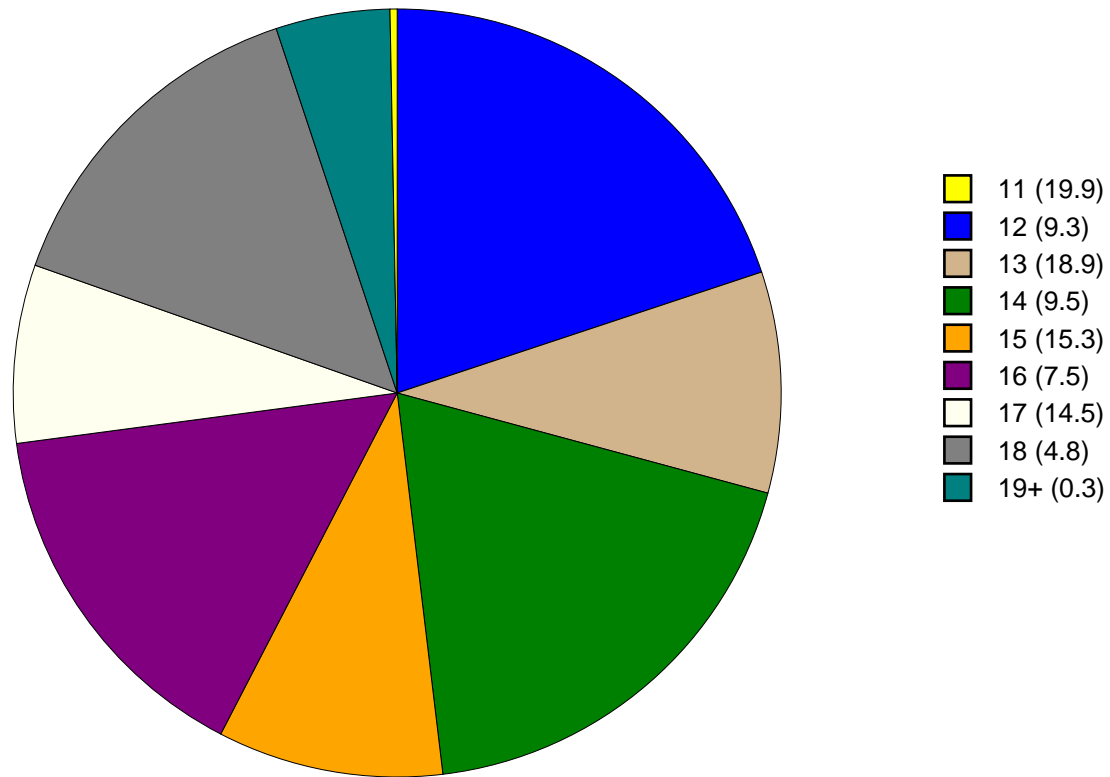


Figure 3: Age Chart

Ethnic Origin Chart

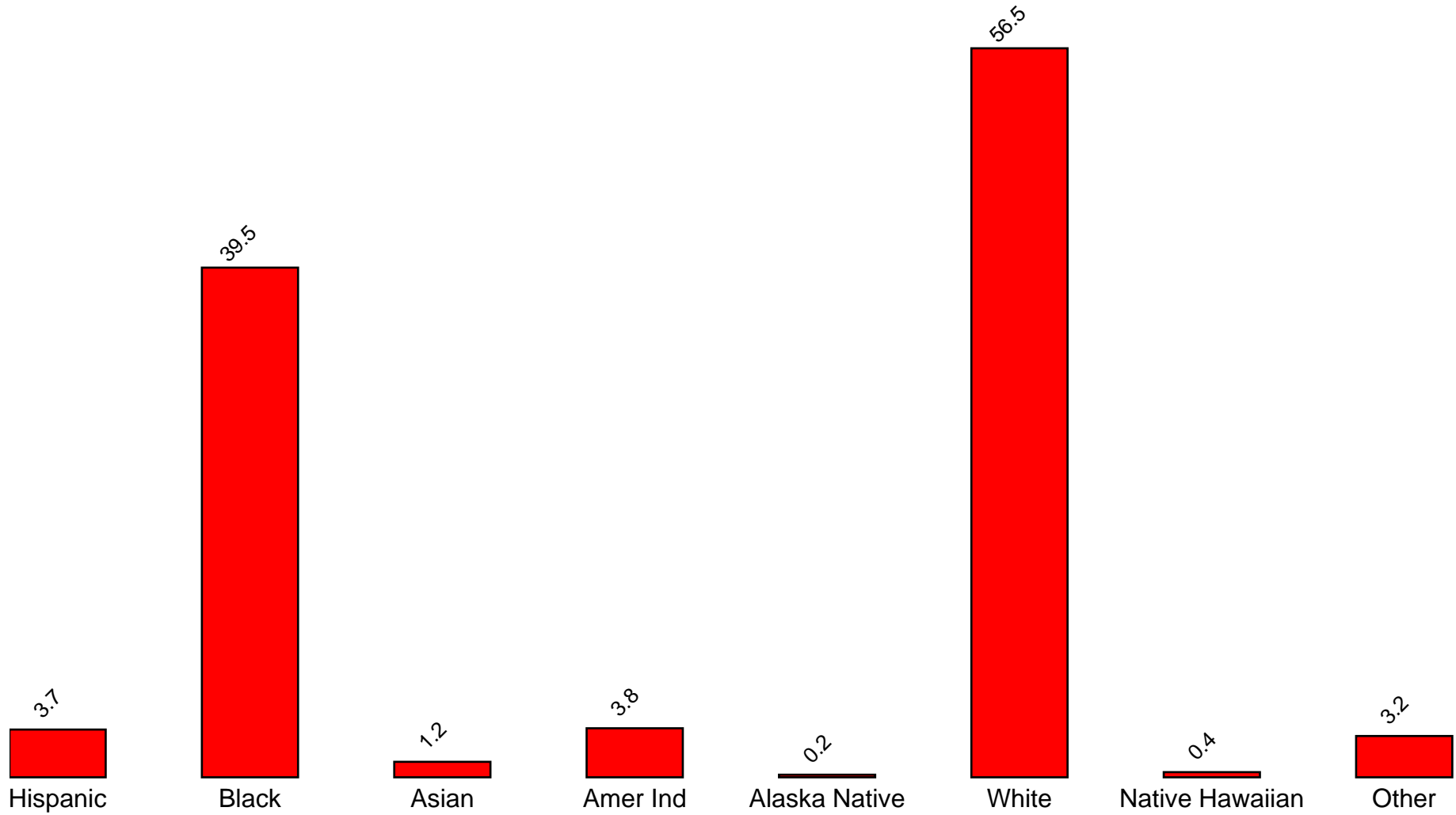


Figure 4: Ethnic Origin Chart

2 PERCENTAGE TABLES

The following tables contain frequency distribution detailing how your students responded to each question on the survey. The tables appear in the same order as the questions on the survey. The tables include breakdowns by grade level as well as overall percentages. The *N of Valid* row is a frequency count of the number of valid responses to each question for each grade and overall. The *N of Miss* row is a frequency count of the number of invalid (marked more than one response) or missing (i.e. did not respond) responses to each question for each grade and overall.

For the questions that allowed more than one response (i.e. race, live with, etc.) each response becomes a separate table. If a student did not mark the response, that was counted as a NO response, and if they did mark the response, that was counted as a YES response. Since a non response is a valid response for these questions, the *N of Miss* will always be zero for these questions.

Table 1: Sex



Response	6	8	10	12	Total	
Male	48.5	48.9	49.7	45.9	48.4	
Female	51.5	51.1	50.3	54.1	51.6	
N of Valid	1219	1132	906	774	4031	
N of Miss	12	15	12	4	43	

Table 2: Age










Response	6	8	10	12	Total	
10 or younger	0.1	0.0	0.0	0.0	0.0	
11	65.8	0.0	0.0	0.0	19.9	
12	30.4	0.3	0.0	0.0	9.3	
13	3.7	63.3	0.0	0.0	18.9	
14	0.0	33.3	0.4	0.0	9.5	
15	0.0	3.0	64.5	0.0	15.3	
16	0.0	0.2	32.6	0.5	7.5	
17	0.0	0.0	2.1	73.1	14.5	
18	0.0	0.0	0.3	24.7	4.8	
19 or older	0.0	0.0	0.0	1.7	0.3	
N of Valid	1229	1143	911	777	4060	
N of Miss	2	4	7	1	14	

Table 3: Are you Hispanic or Latino?



Response	6	8	10	12	Total	
No	96.2	97.2	95.8	95.9	96.3	
Yes	3.8	2.8	4.2	4.1	3.7	
N of Valid	1161	1098	887	760	3906	
N of Miss	70	49	31	18	168	

Table 4: What is your race? Black or African American



Response	6	8	10	12	Total	
No	57.8	57.9	64.8	63.6	60.5	
Yes	42.2	42.1	35.2	36.4	39.5	
N of Valid	1231	1147	918	778	4074	
N of Miss	0	0	0	0	0	

Table 5: What is your race? Asian



Response	6	8	10	12	Total	
No	99.0	99.0	98.7	98.2	98.8	
Yes	1.0	1.0	1.3	1.8	1.2	
N of Valid	1231	1147	918	778	4074	
N of Miss	0	0	0	0	0	

Table 6: What is your race? American Indian



Response	6	8	10	12	Total	
No	95.3	95.7	96.3	98.1	96.2	
Yes	4.7	4.3	3.7	1.9	3.8	
N of Valid	1231	1147	918	778	4074	
N of Miss	0	0	0	0	0	

Table 7: What is your race? Alaska Native



Response	6	8	10	12	Total	
No	99.8	99.8	99.8	99.9	99.8	
Yes	0.2	0.2	0.2	0.1	0.2	
N of Valid	1231	1147	918	778	4074	
N of Miss	0	0	0	0	0	

Table 8: What is your race? White



Response	6	8	10	12	Total	
No	47.3	45.5	40.1	38.7	43.5	
Yes	52.7	54.5	59.9	61.3	56.5	
N of Valid	1231	1147	918	778	4074	
N of Miss	0	0	0	0	0	

Table 9: What is your race? Native Hawaiian or Other Pacific Islander



Response	6	8	10	12	Total	
No	99.7	99.9	98.8	99.9	99.6	
Yes	0.3	0.1	1.2	0.1	0.4	
N of Valid	1231	1147	918	778	4074	
N of Miss	0	0	0	0	0	

Table 10: What is your race? Other



Response	6	8	10	12	Total	
No	96.3	97.6	96.4	97.2	96.8	
Yes	3.7	2.4	3.6	2.8	3.2	
N of Valid	1231	1147	918	778	4074	
N of Miss	0	0	0	0	0	

Table 11: What is the highest level of schooling completed by your mother or father?









Response	6	8	10	12	Total	
Completed grade school or less	2.1	2.9	0.9	1.2	1.9	
Some high school	3.1	4.2	7.6	11.2	6.0	
Completed high school	14.0	17.8	22.3	29.2	19.9	
Some college	13.2	15.4	20.1	19.8	16.7	
Completed college	25.0	25.8	27.2	25.8	25.9	
Graduate or professional school after college	8.5	10.4	9.1	8.1	9.1	
Don't know	32.8	22.5	11.3	3.7	19.4	
Does not apply	1.3	1.1	1.7	0.9	1.2	
N of Valid	1194	1120	906	766	3986	
N of Miss	28	17	7	6	58	

Table 12: Think of where you live most of the time. Which of the following people live there with you? Mother



Response	6	8	10	12	Total	
No	11.8	14.8	18.0	17.2	15.1	
Yes	88.2	85.2	82.0	82.8	84.9	
N of Valid	1231	1147	918	778	4074	
N of Miss	0	0	0	0	0	

Table 13: Think of where you live most of the time. Which of the following people live there with you? Stepmother



Response	6	8	10	12	Total	
No	96.3	94.1	92.9	95.5	94.7	
Yes	3.7	5.9	7.1	4.5	5.3	
N of Valid	1231	1147	918	778	4074	
N of Miss	0	0	0	0	0	

Table 14: Think of where you live most of the time. Which of the following people live there with you? Foster Mother



Response	6	8	10	12	Total	
No	99.6	99.7	99.8	99.4	99.6	
Yes	0.4	0.3	0.2	0.6	0.4	
N of Valid	1231	1147	918	778	4074	
N of Miss	0	0	0	0	0	

Table 15: Think of where you live most of the time. Which of the following people live there with you? Grandmother



Response	6	8	10	12	Total	
No	85.0	86.8	87.6	89.6	87.0	
Yes	15.0	13.2	12.4	10.4	13.0	
N of Valid	1231	1147	918	778	4074	
N of Miss	0	0	0	0	0	

Table 16: Think of where you live most of the time. Which of the following people live there with you? Aunt



Response	6	8	10	12	Total	
No	93.4	94.7	96.3	95.6	94.8	
Yes	6.6	5.3	3.7	4.4	5.2	
N of Valid	1231	1147	918	778	4074	
N of Miss	0	0	0	0	0	

Table 17: Think of where you live most of the time. Which of the following people live there with you? Father



Response	6	8	10	12	Total	
No	47.0	50.0	47.9	48.5	48.3	
Yes	53.0	50.0	52.1	51.5	51.7	
N of Valid	1231	1147	918	778	4074	
N of Miss	0	0	0	0	0	

Table 18: Think of where you live most of the time. Which of the following people live there with you? Stepfather



Response	6	8	10	12	Total	
No	85.1	82.9	84.7	85.5	84.5	
Yes	14.9	17.1	15.3	14.5	15.5	
N of Valid	1231	1147	918	778	4074	
N of Miss	0	0	0	0	0	

Table 19: Think of where you live most of the time. Which of the following people live there with you? Foster Father



Response	6	8	10	12	Total	
No	99.8	99.8	99.8	99.7	99.8	
Yes	0.2	0.2	0.2	0.3	0.2	
N of Valid	1231	1147	918	778	4074	
N of Miss	0	0	0	0	0	

Table 20: Think of where you live most of the time. Which of the following people live there with you? Grandfather



Response	6	8	10	12	Total	
No	91.3	93.8	94.9	94.6	93.4	
Yes	8.7	6.2	5.1	5.4	6.6	
N of Valid	1231	1147	918	778	4074	
N of Miss	0	0	0	0	0	

Table 21: Think of where you live most of the time. Which of the following people live there with you? Uncle



Response	6	8	10	12	Total	
No	94.2	95.4	96.8	96.1	95.5	
Yes	5.8	4.6	3.2	3.9	4.5	
N of Valid	1231	1147	918	778	4074	
N of Miss	0	0	0	0	0	

Table 22: Think of where you live most of the time. Which of the following people live there with you? Other Adults



Response	6	8	10	12	Total	
No	97.5	97.5	98.1	98.8	97.9	
Yes	2.5	2.5	1.9	1.2	2.1	
N of Valid	1231	1147	918	778	4074	
N of Miss	0	0	0	0	0	

Table 23: Think of where you live most of the time. Which of the following people live there with you? Brother(s)



Response	6	8	10	12	Total	
No	51.4	54.6	60.2	66.3	57.1	
Yes	48.6	45.4	39.8	33.7	42.9	
N of Valid	1231	1147	918	778	4074	
N of Miss	0	0	0	0	0	

Table 24: Think of where you live most of the time. Which of the following people live there with you? Stepbrother(s)



Response	6	8	10	12	Total	
No	96.2	95.0	94.9	96.4	95.6	
Yes	3.8	5.0	5.1	3.6	4.4	
N of Valid	1231	1147	918	778	4074	
N of Miss	0	0	0	0	0	

Table 25: Think of where you live most of the time. Which of the following people live there with you? Sister(s)



Response	6	8	10	12	Total	
No	54.8	56.7	59.7	66.1	58.6	
Yes	45.2	43.3	40.3	33.9	41.4	
N of Valid	1231	1147	918	778	4074	
N of Miss	0	0	0	0	0	

Table 26: Think of where you live most of the time. Which of the following people live there with you? Stepsister(s)

Response	6	8	10	12	Total	
No	96.1	96.0	97.2	98.6	96.8	
Yes	3.9	4.0	2.8	1.4	3.2	
N of Valid	1231	1147	918	778	4074	
N of Miss	0	0	0	0	0	

Table 27: Think of where you live most of the time. Which of the following people live there with you? Other Children

Response	6	8	10	12	Total	
No	95.1	94.4	92.9	93.2	94.1	
Yes	4.9	5.6	7.1	6.8	5.9	
N of Valid	1231	1147	918	778	4074	
N of Miss	0	0	0	0	0	

Table 28: In my school, students have lots of chances to help decide things like class activities and rules.

Response	6	8	10	12	Total	
NO!	25.4	19.5	18.7	27.5	22.6	
no	37.9	35.7	35.4	35.8	36.3	
yes	28.1	37.7	37.4	30.9	33.5	
YES!	8.6	7.1	8.5	5.7	7.6	
N of Valid	1203	1134	907	770	4014	
N of Miss	28	13	11	7	59	

Table 29: Teachers ask me to work on special classroom projects.

Response	6	8	10	12	Total	
NO!	12.0	9.7	12.3	12.5	11.5	
no	31.2	37.9	39.9	37.4	36.2	
yes	41.5	41.3	40.9	43.8	41.8	
YES!	15.2	11.1	7.0	6.3	10.5	
N of Valid	1214	1133	905	767	4019	
N of Miss	17	13	13	10	53	

Table 30: My teacher(s) notices when I am doing a good job and lets me know about it.


Response	6	8	10	12	Total	
NO!	3.4	6.2	7.6	9.3	6.3	
no	10.9	17.9	20.1	19.8	16.6	
yes	43.9	45.0	49.5	51.8	47.0	
YES!	41.8	30.9	22.8	19.1	30.1	
N of Valid	1222	1130	909	764	4025	
N of Miss	8	16	8	14	46	

Table 31: There are lots of chances for students in my school to get involved in sports, clubs, and other school activities outside of class.


Response	6	8	10	12	Total	
NO!	8.0	2.2	2.8	2.7	4.2	
no	13.7	8.9	6.2	4.8	8.9	
yes	38.2	37.2	36.9	40.4	38.0	
YES!	40.1	51.7	54.2	52.1	48.8	
N of Valid	1216	1137	908	768	4029	
N of Miss	14	10	10	10	44	

Table 32: There are lots of chances for students in my school to talk with a teacher one-on-one.


Response	6	8	10	12	Total	
NO!	5.6	5.1	5.1	6.0	5.4	
no	14.6	20.7	22.2	18.6	18.8	
yes	44.7	47.6	49.2	52.4	48.0	
YES!	35.2	26.5	23.6	22.9	27.8	
N of Valid	1209	1130	907	763	4009	
N of Miss	20	16	10	15	61	

Table 33: I feel safe at my school.

Response	6	8	10	12	Total	
NO!	5.3	6.9	11.4	8.9	7.8	
no	8.9	14.9	16.1	17.1	13.7	
yes	35.0	50.1	52.4	52.9	46.6	
YES!	50.9	28.1	20.1	21.1	31.9	
N of Valid	1216	1131	902	766	4015	
N of Miss	14	13	15	12	54	

Table 34: The school lets my parents know when I have done something well.

Response	6	8	10	12	Total	
NO!	12.8	19.9	25.8	31.6	21.3	
no	26.3	38.1	46.8	43.8	37.6	
yes	36.5	29.1	20.3	19.2	27.4	
YES!	24.4	12.9	7.1	5.4	13.6	
N of Valid	1209	1131	903	765	4008	
N of Miss	21	16	15	13	65	

Table 35: My teachers praise me when I work hard in school.

Response	6	8	10	12	Total	
NO!	15.3	16.0	17.5	16.5	16.2	
no	28.0	36.0	41.4	37.5	35.1	
yes	38.3	36.4	33.2	38.8	36.7	
YES!	18.4	11.5	8.0	7.1	11.9	
N of Valid	1198	1129	904	762	3993	
N of Miss	32	17	14	16	79	

Table 36: Are your school grades better than the grades of most students in your class?

Response	6	8	10	12	Total	
NO!	8.0	5.1	9.5	5.6	7.1	
no	26.9	27.5	29.1	25.4	27.2	
yes	43.9	47.9	45.5	49.7	46.5	
YES!	21.1	19.6	15.9	19.3	19.2	
N of Valid	1206	1128	905	765	4004	
N of Miss	23	16	13	12	64	

Table 37: I have lots of chances to be part of class discussions or activities.

Response	6	8	10	12	Total	
NO!	6.9	3.6	3.3	3.1	4.5	
no	13.5	13.4	13.4	14.9	13.7	
yes	45.2	53.1	59.4	59.8	53.4	
YES!	34.4	29.9	23.9	22.1	28.4	
N of Valid	1215	1134	905	764	4018	
N of Miss	16	12	13	14	55	

Table 38: Now thinking back over the past year in school, how often did you: enjoy being in school?

Response	6	8	10	12	Total	
Never	6.8	7.2	8.6	8.8	7.7	
Seldom	5.1	8.0	13.1	14.4	9.5	
Sometimes	36.2	39.0	41.0	40.8	39.0	
Often	24.9	28.3	26.6	27.3	26.7	
Almost always	27.0	17.5	10.6	8.6	17.1	
N of Valid	1217	1132	902	769	4020	
N of Miss	12	15	14	9	50	

Table 39: Now thinking back over the past year in school, how often did you: hate being in school?






Response	6	8	10	12	Total	
Never	28.2	12.8	4.9	6.1	14.4	
Seldom	22.3	28.1	24.5	22.8	24.5	
Sometimes	31.3	33.8	36.7	35.4	34.0	
Often	9.7	14.9	21.0	22.7	16.2	
Almost always	8.6	10.4	12.9	13.0	10.9	
N of Valid	1203	1130	899	768	4000	
N of Miss	25	17	18	10	70	

Table 40: Now thinking back over the past year in school, how often did you: try to do your best work in school?






Response	6	8	10	12	Total	
Never	0.5	0.2	1.0	0.8	0.6	
Seldom	0.8	1.7	2.8	3.1	2.0	
Sometimes	5.6	7.8	13.6	15.0	9.8	
Often	16.6	26.8	32.1	35.3	26.5	
Almost always	76.5	63.6	50.6	45.8	61.2	
N of Valid	1207	1128	898	762	3995	
N of Miss	23	19	19	16	77	

Table 41: How often do you feel that the school work you are assigned is meaningful and important?






Response	6	8	10	12	Total	
Never	4.2	5.4	7.5	7.5	5.9	
Seldom	6.5	11.4	17.3	19.4	12.8	
Sometimes	19.8	26.4	34.3	36.1	28.0	
Often	29.4	32.7	29.1	24.7	29.3	
Almost always	40.1	24.1	11.8	12.3	23.9	
N of Valid	1204	1124	901	762	3991	
N of Miss	27	23	16	16	82	

Table 42: Putting them all together, what were your grades like last year?

Response	6	8	10	12	Total	
Mostly F's	1.4	1.3	1.7	0.8	1.3	
Mostly D's	2.4	2.6	4.6	4.5	3.4	
Mostly C's	16.3	20.3	27.1	25.3	21.6	
Mostly B's	34.9	41.6	38.1	41.4	38.7	
Mostly A's	45.0	34.2	28.5	28.1	35.0	
N of Valid	1175	1084	885	752	3896	
N of Miss	11	8	13	12	44	

Table 43: How important do you think the things you are learning in school are going to be for your later life?

Response	6	8	10	12	Total	
Very important	68.1	49.9	28.4	20.7	45.0	
Quite important	18.9	24.1	27.3	25.3	23.4	
Fairly important	8.6	17.8	27.4	34.2	20.3	
Slightly important	3.4	7.0	13.1	15.8	8.9	
Not at all important	1.1	1.3	3.9	4.0	2.3	
N of Valid	1222	1135	902	768	4027	
N of Miss	9	12	15	10	46	

Table 44: How interesting are most of your courses to you?

Response	6	8	10	12	Total	
Very interesting and stimulating	26.4	15.9	8.0	9.3	16.0	
Quite interesting	35.8	29.1	26.2	23.2	29.3	
Fairly interesting	25.0	35.2	38.6	40.4	33.9	
Slightly dull	7.1	13.6	18.8	18.6	13.7	
Very dull	5.7	6.3	8.4	8.5	7.0	
N of Valid	1203	1128	900	764	3995	
N of Miss	28	19	17	14	78	

Table 45: During the LAST FOUR WEEKS how many whole days of school have you missed because you skipped or 'cut'?








Response	6	8	10	12	Total	
None	75.2	79.2	76.2	70.1	75.6	
1	11.9	7.3	11.2	10.7	10.2	
2	4.6	5.8	4.8	8.1	5.7	
3	3.6	3.4	3.0	4.7	3.6	
4-5	3.3	2.7	3.1	3.8	3.2	
6-10	1.0	0.7	0.9	2.0	1.1	
11 or more	0.4	0.9	0.8	0.7	0.7	
N of Valid	1216	1132	899	767	4014	
N of Miss	14	15	17	11	57	

Table 46: What are the chances you would be seen as cool if you: smoked cigarettes?






Response	6	8	10	12	Total	
No or very little chance	89.8	76.1	63.4	56.4	73.6	
Little chance	4.9	11.4	16.6	20.4	12.4	
Some chance	2.1	5.2	13.3	13.9	7.7	
Pretty good chance	1.8	4.2	3.7	5.1	3.6	
Very good chance	1.3	3.1	2.9	4.2	2.7	
N of Valid	1195	1121	889	763	3968	
N of Miss	27	22	23	13	85	

Table 47: What are the chances you would be seen as cool if you: worked hard at school?






Response	6	8	10	12	Total	
No or very little chance	5.8	9.0	10.9	12.6	9.1	
Little chance	5.2	12.2	17.7	17.3	12.3	
Some chance	12.9	19.3	26.3	27.6	20.5	
Pretty good chance	22.2	25.6	25.9	25.0	24.5	
Very good chance	53.9	34.0	19.3	17.5	33.6	
N of Valid	1206	1125	893	764	3988	
N of Miss	23	22	23	14	82	

Table 48: What are the chances you would be seen as cool if you: began drinking alcoholic beverages regularly, that is, at least once or twice a month?


Response	6	8	10	12	Total	
No or very little chance	85.1	66.2	43.7	34.7	60.8	
Little chance	8.4	12.9	16.4	15.1	12.8	
Some chance	3.4	10.0	17.2	18.2	11.2	
Pretty good chance	1.3	7.0	14.9	20.6	9.6	
Very good chance	1.7	3.9	7.7	11.4	5.6	
N of Valid	1202	1121	894	763	3980	
N of Miss	29	24	23	13	89	

Table 49: What are the chances you would be seen as cool if you: defended someone who was being verbally abused at school?

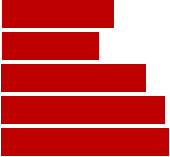
Response	6	8	10	12	Total	
No or very little chance	19.0	15.1	15.1	13.3	15.9	
Little chance	9.9	12.9	14.7	18.2	13.4	
Some chance	14.8	21.4	25.8	25.6	21.2	
Pretty good chance	23.7	22.5	24.6	28.2	24.4	
Very good chance	32.5	28.1	19.8	14.6	25.0	
N of Valid	1199	1120	892	765	3976	
N of Miss	31	26	25	13	95	

Table 50: What are the chances you would be seen as cool if you: smoked marijuana?


Response	6	8	10	12	Total	
No or very little chance	91.1	77.0	54.8	47.4	70.6	
Little chance	3.9	7.3	15.3	14.4	9.5	
Some chance	1.9	5.5	13.3	15.8	8.2	
Pretty good chance	1.1	4.5	8.2	11.5	5.6	
Very good chance	1.9	5.7	8.4	11.0	6.2	
N of Valid	1196	1121	894	766	3977	
N of Miss	34	25	23	12	94	

Table 51: What are the chances you would be seen as cool if you: carried a handgun?

Response	6	8	10	12	Total	
No or very little chance	84.6	75.1	70.5	72.0	76.3	
Little chance	6.6	9.2	13.2	13.2	10.1	
Some chance	3.3	6.3	6.9	6.4	5.5	
Pretty good chance	2.1	4.6	5.3	3.3	3.7	
Very good chance	3.4	4.9	4.0	5.1	4.3	
N of Valid	1193	1120	893	765	3971	
N of Miss	35	26	24	13	98	

Table 52: What are the chances you would be seen as cool if you: regularly volunteered to do community service?

Response	6	8	10	12	Total	
No or very little chance	26.8	35.0	31.6	23.9	29.6	
Little chance	12.5	20.9	22.4	22.1	19.0	
Some chance	18.7	20.1	24.1	27.3	22.0	
Pretty good chance	17.6	11.6	15.5	16.6	15.2	
Very good chance	24.4	12.4	6.4	10.1	14.2	
N of Valid	1196	1117	892	763	3968	
N of Miss	34	30	24	15	103	

Table 53: Think of your four best friends (the friends you feel closest to). In the past year (12 months), how many of your best friends have: participated in clubs, organizations or activities at school?

Response	6	8	10	12	Total	
0	16.7	12.7	8.6	10.8	12.6	
1	14.4	10.7	12.3	11.9	12.4	
2	17.4	18.4	18.1	18.4	18.0	
3	15.2	16.2	17.0	13.4	15.5	
4	36.3	42.0	43.9	45.5	41.4	
N of Valid	1196	1110	883	762	3951	
N of Miss	34	36	33	15	118	

Table 54: Think of your four best friends (the friends you feel closest to). In the past year (12 months), how many of your best friends have: smoked cigarettes?






Response	6	8	10	12	Total	
0	91.9	74.1	57.4	47.2	70.6	
1	4.9	13.5	17.5	19.6	13.0	
2	1.4	5.4	10.8	12.2	6.7	
3	0.6	2.9	5.2	8.1	3.7	
4	1.2	4.1	9.0	12.9	6.0	
N of Valid	1201	1120	885	762	3968	
N of Miss	30	27	32	15	104	

Table 55: Think of your four best friends (the friends you feel closest to). In the past year (12 months), how many of your best friends have: tried beer, wine or hard liquor (for example, vodka, whiskey, or gin) when their parents didn't know about it?






Response	6	8	10	12	Total	
0	87.1	56.7	32.0	21.1	53.6	
1	8.1	15.1	16.5	13.3	12.9	
2	2.4	11.4	15.5	15.5	10.4	
3	0.9	6.6	11.7	14.2	7.5	
4	1.5	10.2	24.3	35.9	15.7	
N of Valid	1201	1115	884	760	3960	
N of Miss	28	31	33	17	109	

Table 56: Think of your four best friends (the friends you feel closest to). In the past year (12 months), how many of your best friends have: made a commitment to stay drug-free?






Response	6	8	10	12	Total	
0	8.2	19.0	25.7	32.1	19.7	
1	3.7	8.2	14.4	16.6	9.8	
2	4.3	8.1	12.6	10.4	8.4	
3	7.9	12.4	11.1	12.1	10.7	
4	75.9	52.3	36.2	28.8	51.4	
N of Valid	1206	1117	882	760	3965	
N of Miss	20	30	34	17	101	

Table 57: Think of your four best friends (the friends you feel closest to). In the past year (12 months), how many of your best friends have: used marijuana?


Response	6	8	10	12	Total	
0	94.7	82.1	60.3	50.9	75.0	
1	3.2	7.7	14.2	14.5	9.1	
2	0.4	3.3	8.5	11.4	5.2	
3	0.4	2.2	6.2	9.2	3.9	
4	1.3	4.7	10.8	14.1	6.8	
N of Valid	1189	1112	882	761	3944	
N of Miss	35	34	35	16	120	

Table 58: Think of your four best friends (the friends you feel closest to). In the past year (12 months), how many of your best friends have: tried to do well in school?


Response	6	8	10	12	Total	
0	2.7	3.4	4.3	4.1	3.5	
1	2.7	4.8	6.0	5.1	4.5	
2	6.3	9.2	11.9	11.7	9.4	
3	12.4	17.7	21.7	18.2	17.1	
4	76.0	64.9	56.0	60.9	65.5	
N of Valid	1203	1115	879	762	3959	
N of Miss	27	32	38	15	112	

Table 59: Think of your four best friends (the friends you feel closest to). In the past year (12 months), how many of your best friends have: used LSD, cocaine, amphetamines, or other illegal drugs?


Response	6	8	10	12	Total	
0	96.5	94.0	87.3	88.7	92.3	
1	1.9	3.8	6.1	6.0	4.2	
2	0.4	0.8	2.8	1.6	1.3	
3	0.5	0.4	1.4	1.0	0.8	
4	0.7	1.1	2.4	2.6	1.5	
N of Valid	1201	1114	884	763	3962	
N of Miss	26	33	33	15	107	

Table 60: Think of your four best friends (the friends you feel closest to). In the past year (12 months), how many of your best friends have: been suspended from school?






Response	6	8	10	12	Total	
0	53.2	47.5	49.9	63.5	52.8	
1	21.4	19.9	19.8	17.4	19.8	
2	12.0	13.9	13.4	9.5	12.4	
3	4.4	5.9	5.7	3.4	4.9	
4	9.0	12.9	11.2	6.2	10.1	
N of Valid	1198	1110	881	759	3948	
N of Miss	30	37	34	17	118	

Table 61: Think of your four best friends (the friends you feel closest to). In the past year (12 months), how many of your best friends have: liked school?






Response	6	8	10	12	Total	
0	15.0	21.4	31.9	28.1	23.1	
1	9.6	12.8	14.7	14.3	12.5	
2	17.3	18.1	21.0	21.0	19.0	
3	19.0	17.9	14.8	17.0	17.4	
4	39.0	29.9	17.6	19.6	27.9	
N of Valid	1197	1113	883	761	3954	
N of Miss	29	34	34	16	113	

Table 62: Think of your four best friends (the friends you feel closest to). In the past year (12 months), how many of your best friends have: carried a handgun?






Response	6	8	10	12	Total	
0	94.3	92.9	89.7	91.5	92.4	
1	3.0	2.9	3.6	3.7	3.2	
2	0.9	2.1	3.2	2.5	2.0	
3	0.8	0.4	1.4	0.9	0.9	
4	0.9	1.7	2.1	1.4	1.5	
N of Valid	1202	1116	884	763	3965	
N of Miss	29	31	33	14	107	

Table 63: Think of your four best friends (the friends you feel closest to). In the past year (12 months), how many of your best friends have: sold illegal drugs?






Response	6	8	10	12	Total	
0	97.2	93.1	85.6	82.5	90.6	
1	1.7	3.4	6.0	8.7	4.5	
2	0.2	1.1	2.9	4.2	1.8	
3	0.3	0.5	2.5	1.4	1.1	
4	0.6	1.8	2.9	3.2	2.0	
N of Valid	1188	1107	883	761	3939	
N of Miss	39	40	34	17	130	

Table 64: Think of your four best friends (the friends you feel closest to). In the past year (12 months), how many of your best friends have: regularly attended religious services?






Response	6	8	10	12	Total	
0	25.1	20.7	13.2	15.3	19.3	
1	8.7	9.0	13.9	14.8	11.1	
2	9.9	14.3	19.3	20.7	15.3	
3	13.8	17.0	19.9	20.3	17.3	
4	42.5	39.0	33.8	28.8	36.9	
N of Valid	1185	1107	880	757	3929	
N of Miss	45	40	36	20	141	

Table 65: Think of your four best friends (the friends you feel closest to). In the past year (12 months), how many of your best friends have: stolen or tried to steal a motor vehicle such as a car or motorcycle?






Response	6	8	10	12	Total	
0	95.3	92.5	92.3	93.0	93.4	
1	2.8	3.7	3.9	3.2	3.3	
2	1.2	1.5	1.4	1.5	1.4	
3	0.3	0.7	0.9	1.1	0.7	
4	0.5	1.6	1.6	1.3	1.2	
N of Valid	1199	1118	883	758	3958	
N of Miss	32	29	34	20	115	

Table 66: Think of your four best friends (the friends you feel closest to). In the past year (12 months), how many of your best friends have: been arrested?






Response	6	8	10	12	Total	
0	87.4	79.8	75.7	78.7	80.9	
1	7.2	10.3	12.2	11.5	10.0	
2	3.2	3.9	7.1	5.1	4.6	
3	1.3	2.4	2.0	2.1	1.9	
4	0.9	3.7	2.9	2.6	2.5	
N of Valid	1202	1112	884	759	3957	
N of Miss	28	35	33	19	115	

Table 67: Think of your four best friends (the friends you feel closest to). In the past year (12 months), how many of your best friends have: dropped out of school?






Response	6	8	10	12	Total	
0	94.0	94.6	86.1	82.7	90.2	
1	3.3	3.3	9.7	11.9	6.4	
2	1.4	1.1	2.0	2.6	1.7	
3	0.6	0.4	0.7	1.3	0.7	
4	0.7	0.6	1.5	1.5	1.0	
N of Valid	1199	1114	883	758	3954	
N of Miss	31	33	34	20	118	

Table 68: Think of your four best friends (the friends you feel closest to). In the past year (12 months), how many of your best friends have: been members of a gang?






Response	6	8	10	12	Total	
0	84.7	79.6	79.9	83.1	81.9	
1	5.5	7.2	6.1	6.1	6.2	
2	2.6	4.2	4.9	4.0	3.8	
3	2.3	2.3	1.9	2.2	2.2	
4	4.8	6.7	7.2	4.6	5.9	
N of Valid	1199	1116	884	759	3958	
N of Miss	32	31	33	19	115	

Table 69: How old were you when you first: smoked marijuana?










Response	6	8	10	12	Total	
Never	98.7	90.9	77.0	63.9	85.0	
10 or younger	0.5	1.5	1.3	1.4	1.2	
11	0.4	2.0	1.3	1.3	1.2	
12	0.3	1.8	3.7	2.2	1.9	
13	0.0	3.3	3.5	3.0	2.3	
14	0.0	0.4	6.3	5.4	2.5	
15	0.0	0.1	5.4	8.7	2.9	
16	0.1	0.0	1.3	7.8	1.8	
17 or older	0.0	0.1	0.2	6.2	1.3	
N of Valid	1210	1124	895	759	3988	
N of Miss	20	23	18	17	78	

Table 70: How old were you when you first: smoked a cigarette, even just a puff?










Response	6	8	10	12	Total	
Never	91.5	75.6	60.2	51.7	72.4	
10 or younger	5.5	8.7	9.6	9.8	8.1	
11	2.5	5.5	5.6	4.4	4.4	
12	0.4	5.2	5.2	3.7	3.4	
13	0.1	4.1	6.3	5.7	3.7	
14	0.1	0.7	6.3	5.8	2.7	
15	0.0	0.1	6.1	6.2	2.6	
16	0.0	0.0	0.7	7.9	1.7	
17 or older	0.0	0.2	0.1	4.9	1.0	
N of Valid	1205	1119	892	757	3973	
N of Miss	25	24	24	19	92	

Table 71: How old were you when you first: had more than a sip or two of beer, wine or hard liquor (for example, vodka, whiskey, or gin)?










Response	6	8	10	12	Total	
Never	82.6	55.2	38.1	25.8	54.1	
10 or younger	11.4	14.4	11.1	7.7	11.5	
11	4.8	6.2	4.3	3.0	4.7	
12	0.9	10.3	6.8	4.6	5.6	
13	0.2	11.3	11.0	8.3	7.3	
14	0.0	2.5	12.8	9.4	5.4	
15	0.0	0.3	12.8	12.5	5.3	
16	0.0	0.0	2.7	18.0	4.0	
17 or older	0.1	0.0	0.4	10.7	2.2	
N of Valid	1209	1120	892	757	3978	
N of Miss	21	25	25	21	92	

Table 72: How old were you when you first: began drinking alcoholic beverages regularly, that is, at least once or twice a month?










Response	6	8	10	12	Total	
Never	98.3	90.7	77.5	62.1	84.6	
10 or younger	0.7	1.2	1.0	1.3	1.0	
11	0.7	1.2	0.9	0.4	0.8	
12	0.1	1.2	2.5	0.7	1.1	
13	0.0	3.5	3.1	2.4	2.1	
14	0.0	2.0	5.1	4.1	2.5	
15	0.0	0.1	7.3	7.7	3.1	
16	0.0	0.0	2.3	11.9	2.8	
17 or older	0.1	0.1	0.2	9.5	1.9	
N of Valid	1209	1122	894	758	3983	
N of Miss	22	25	23	20	90	

Table 73: How old were you when you first: used phenoxydine (pox, px, breeze)?


Response	6	8	10	12	Total	
Never	100.0	100.0	100.0	100.0	100.0	
10 or younger	0.0	0.0	0.0	0.0	0.0	
11	0.0	0.0	0.0	0.0	0.0	
12	0.0	0.0	0.0	0.0	0.0	
13	0.0	0.0	0.0	0.0	0.0	
14	0.0	0.0	0.0	0.0	0.0	
15	0.0	0.0	0.0	0.0	0.0	
16	0.0	0.0	0.0	0.0	0.0	
17 or older	0.0	0.0	0.0	0.0	0.0	
N of Valid	1200	1117	892	758	3967	
N of Miss	31	27	25	19	102	

Table 74: How old were you when you first: got suspended from school?










Response	6	8	10	12	Total	
Never	81.0	67.6	62.5	68.7	70.8	
10 or younger	12.7	11.0	9.2	5.4	10.1	
11	4.7	6.0	3.9	2.5	4.5	
12	1.2	7.2	6.6	5.2	4.9	
13	0.2	6.3	7.3	3.6	4.2	
14	0.0	1.7	6.0	4.5	2.7	
15	0.0	0.1	3.3	4.6	1.6	
16	0.0	0.1	1.1	3.4	0.9	
17 or older	0.1	0.0	0.0	2.0	0.4	
N of Valid	1208	1115	888	755	3966	
N of Miss	19	23	25	20	87	

Table 75: How old were you when you first: got arrested?










Response	6	8	10	12	Total	
Never	97.5	93.4	90.0	89.0	93.0	
10 or younger	1.1	0.6	0.3	0.1	0.6	
11	0.8	0.9	1.0	0.4	0.8	
12	0.5	1.5	0.8	0.7	0.9	
13	0.0	2.6	1.6	1.3	1.3	
14	0.0	0.9	3.4	1.6	1.3	
15	0.0	0.1	2.1	1.5	0.8	
16	0.1	0.0	0.8	2.6	0.7	
17 or older	0.0	0.0	0.0	2.8	0.5	
N of Valid	1204	1119	888	756	3967	
N of Miss	27	27	29	22	105	

Table 76: How old were you when you first: carried a handgun?










Response	6	8	10	12	Total	
Never	95.6	94.4	93.8	94.0	94.6	
10 or younger	2.6	1.5	1.3	1.1	1.7	
11	1.5	0.9	0.4	0.3	0.9	
12	0.2	0.9	1.2	0.3	0.6	
13	0.0	1.5	0.9	0.8	0.8	
14	0.0	0.5	0.7	0.3	0.4	
15	0.1	0.2	1.2	1.5	0.6	
16	0.0	0.0	0.3	1.1	0.3	
17 or older	0.1	0.0	0.0	0.8	0.2	
N of Valid	1201	1117	892	753	3963	
N of Miss	29	27	25	24	105	

Table 77: How old were you when you first: attacked someone with the idea of seriously hurting them?










Response	6	8	10	12	Total	
Never	83.2	79.2	75.0	77.7	79.2	
10 or younger	8.5	5.4	6.3	4.0	6.3	
11	6.1	3.9	2.4	1.6	3.8	
12	2.0	4.2	3.0	1.5	2.7	
13	0.2	5.6	3.9	2.5	3.0	
14	0.0	1.3	3.7	3.2	1.8	
15	0.0	0.2	3.9	3.3	1.6	
16	0.0	0.1	1.5	4.0	1.1	
17 or older	0.0	0.0	0.2	2.4	0.5	
N of Valid	1206	1118	889	758	3971	
N of Miss	24	23	27	19	93	

Table 78: How old were you when you first: belonged to a gang?










Response	6	8	10	12	Total	
Never	96.5	93.4	92.9	93.7	94.3	
10 or younger	1.9	1.9	0.9	0.7	1.4	
11	1.2	0.8	1.0	0.5	0.9	
12	0.4	1.1	0.7	0.4	0.7	
13	0.0	2.0	1.3	0.7	1.0	
14	0.0	0.9	1.1	1.3	0.8	
15	0.0	0.0	1.2	1.3	0.5	
16	0.0	0.0	0.7	0.9	0.3	
17 or older	0.0	0.0	0.1	0.5	0.1	
N of Valid	1209	1122	891	758	3980	
N of Miss	21	24	26	20	91	

Table 79: How wrong do you think it is for someone your age to: take a handgun to school?





Response	6	8	10	12	Total	
Very wrong	92.7	86.3	86.7	90.4	89.1	
Wrong	5.2	10.1	8.9	5.9	7.5	
A little bit wrong	1.6	2.5	2.6	2.6	2.3	
Not wrong at all	0.5	1.1	1.8	1.1	1.0	
N of Valid	1219	1128	895	761	4003	
N of Miss	11	16	22	17	66	

Table 80: How wrong do you think it is for someone your age to: steal anything worth more than \$5?





Response	6	8	10	12	Total	
Very wrong	70.0	61.4	57.3	62.9	63.4	
Wrong	23.6	28.4	30.3	27.8	27.3	
A little bit wrong	5.1	8.5	10.4	7.7	7.7	
Not wrong at all	1.3	1.7	2.0	1.6	1.6	
N of Valid	1216	1124	894	758	3992	
N of Miss	14	23	20	19	76	

Table 81: How wrong do you think it is for someone your age to: pick a fight with someone?





Response	6	8	10	12	Total	
Very wrong	60.0	43.4	35.7	45.1	47.0	
Wrong	24.4	31.1	33.6	30.7	29.6	
A little bit wrong	12.2	20.4	25.0	20.4	18.9	
Not wrong at all	3.4	5.1	5.7	3.8	4.5	
N of Valid	1211	1119	893	756	3979	
N of Miss	19	27	24	22	92	

Table 82: How wrong do you think it is for someone your age to: attack someone with the idea of seriously hurting them?





Response	6	8	10	12	Total	
Very wrong	80.2	66.5	61.1	64.2	69.0	
Wrong	13.3	18.5	22.8	18.8	17.9	
A little bit wrong	4.3	10.3	12.0	12.9	9.3	
Not wrong at all	2.2	4.7	4.1	4.1	3.7	
N of Valid	1213	1126	895	759	3993	
N of Miss	16	21	22	19	78	

Table 83: How wrong do you think it is for someone your age to: stay away from school all day when their parents think they are at school?





Response	6	8	10	12	Total	
Very wrong	84.3	70.6	53.8	46.8	66.5	
Wrong	10.7	19.3	27.0	29.2	20.3	
A little bit wrong	4.0	7.7	14.7	19.5	10.4	
Not wrong at all	1.0	2.4	4.5	4.5	2.8	
N of Valid	1215	1124	896	758	3993	
N of Miss	15	23	21	20	79	

Table 84: How wrong do you think it is for someone your age to: drink beer, wine or hard liquor (for example, vodka, whiskey, or gin) regularly?





Response	6	8	10	12	Total	
Very wrong	88.9	65.7	46.0	37.8	63.1	
Wrong	7.2	17.6	21.3	21.1	15.9	
A little bit wrong	3.0	11.5	21.8	26.3	14.0	
Not wrong at all	0.8	5.1	11.0	14.8	7.0	
N of Valid	1215	1127	894	757	3993	
N of Miss	16	20	23	21	80	

Table 85: How wrong do you think it is for someone your age to: smoke cigarettes?





Response	6	8	10	12	Total	
Very wrong	89.4	75.1	56.6	45.2	69.6	
Wrong	7.9	14.8	23.0	20.6	15.7	
A little bit wrong	1.9	6.1	12.4	17.7	8.5	
Not wrong at all	0.8	3.9	7.9	16.4	6.2	
N of Valid	1213	1125	894	756	3988	
N of Miss	18	21	23	22	84	

Table 86: How wrong do you think it is for someone your age to: smoke marijuana?





Response	6	8	10	12	Total	
Very wrong	95.3	83.8	65.4	56.3	77.9	
Wrong	3.6	8.7	15.2	16.0	10.0	
A little bit wrong	0.4	3.8	10.8	12.4	6.0	
Not wrong at all	0.7	3.7	8.6	15.2	6.1	
N of Valid	1209	1123	895	756	3983	
N of Miss	21	24	22	22	89	

Table 87: How wrong do you think it is for someone your age to: use LSD, cocaine, amphetamines or another illegal drug?





Response	6	8	10	12	Total	
Very wrong	96.9	94.4	91.2	92.0	94.0	
Wrong	2.7	3.8	6.6	4.1	4.2	
A little bit wrong	0.1	0.6	1.0	2.6	0.9	
Not wrong at all	0.3	1.2	1.2	1.3	1.0	
N of Valid	1212	1124	895	758	3989	
N of Miss	19	23	22	20	84	

Table 88: At school during the past 12 months, did you receive help from the resource teacher, speech therapist or other special education teacher?



Response	6	8	10	12	Total	
No	78.7	88.2	92.3	91.4	86.9	
Yes	21.3	11.8	7.7	8.6	13.1	
N of Valid	1143	1068	856	725	3792	
N of Miss	88	79	62	53	282	

Table 89: How many times in the past year (12 months) have you: been suspended from school?









Response	6	8	10	12	Total	
Never	84.4	77.1	81.2	86.8	82.1	
1 to 2 times	12.3	16.0	12.8	10.8	13.2	
3 to 5 times	2.2	3.9	3.6	1.9	2.9	
6 to 9 times	0.7	1.7	1.5	0.0	1.0	
10 to 19 times	0.2	0.5	0.6	0.1	0.4	
20 to 29 times	0.1	0.0	0.0	0.1	0.1	
30 to 39 times	0.0	0.3	0.2	0.0	0.1	
40+ times	0.1	0.4	0.2	0.3	0.3	
N of Valid	1217	1124	892	752	3985	
N of Miss	14	22	25	25	86	

Table 90: How many times in the past year (12 months) have you: carried a handgun?









Response	6	8	10	12	Total	
Never	96.9	95.5	94.2	95.5	95.7	
1 to 2 times	1.9	2.3	1.9	2.1	2.1	
3 to 5 times	0.3	1.2	1.0	0.8	0.8	
6 to 9 times	0.4	0.2	1.0	0.1	0.4	
10 to 19 times	0.2	0.1	0.6	0.4	0.3	
20 to 29 times	0.0	0.1	0.1	0.1	0.1	
30 to 39 times	0.0	0.0	0.1	0.1	0.1	
40+ times	0.2	0.6	1.1	0.8	0.6	
N of Valid	1213	1123	892	751	3979	
N of Miss	18	24	24	26	92	

Table 91: How many times in the past year (12 months) have you: sold illegal drugs?









Response	6	8	10	12	Total	
Never	99.7	98.2	96.2	92.5	97.1	
1 to 2 times	0.2	0.9	1.9	3.2	1.4	
3 to 5 times	0.0	0.4	0.1	1.7	0.5	
6 to 9 times	0.0	0.1	0.1	0.9	0.2	
10 to 19 times	0.0	0.1	0.3	0.4	0.2	
20 to 29 times	0.0	0.0	0.1	0.4	0.1	
30 to 39 times	0.1	0.0	0.1	0.0	0.1	
40+ times	0.0	0.3	1.1	0.8	0.5	
N of Valid	1210	1122	889	749	3970	
N of Miss	21	25	27	28	101	

Table 92: How many times in the past year (12 months) have you: stolen or tried to steal a motor vehicle such as a car or motorcycle?








Response	6	8	10	12	Total	
Never	98.8	97.0	97.0	98.1	97.8	
1 to 2 times	1.0	1.7	1.3	0.9	1.3	
3 to 5 times	0.0	0.6	0.7	0.1	0.4	
6 to 9 times	0.1	0.2	0.2	0.3	0.2	
10 to 19 times	0.0	0.2	0.1	0.1	0.1	
20 to 29 times	0.0	0.1	0.1	0.0	0.1	
30 to 39 times	0.0	0.0	0.0	0.0	0.0	
40+ times	0.1	0.3	0.6	0.4	0.3	
N of Valid	1215	1124	891	747	3977	
N of Miss	16	22	26	30	94	

Table 93: How many times in the past year (12 months) have you: participated in clubs, organizations or activities at school?

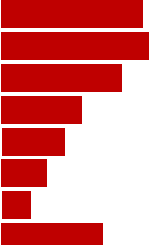
Response	6	8	10	12	Total	
Never	24.9	18.5	20.0	18.4	20.8	
1 to 2 times	27.1	25.6	17.3	18.3	22.8	
3 to 5 times	19.8	17.1	18.1	12.0	17.2	
6 to 9 times	8.9	12.1	11.4	9.9	10.6	
10 to 19 times	6.6	7.1	8.0	9.9	7.7	
20 to 29 times	3.0	4.2	5.9	7.6	4.9	
30 to 39 times	1.7	2.1	1.9	3.1	2.1	
40+ times	8.0	13.5	17.4	20.9	14.1	
N of Valid	1210	1120	891	750	3971	
N of Miss	19	25	26	26	96	

Table 94: How many times in the past year (12 months) have you: been arrested?


Response	6	8	10	12	Total	
Never	97.1	94.3	93.3	93.5	94.8	
1 to 2 times	1.8	4.8	5.5	5.6	4.2	
3 to 5 times	0.3	0.5	0.3	0.4	0.4	
6 to 9 times	0.4	0.1	0.3	0.3	0.3	
10 to 19 times	0.1	0.1	0.0	0.0	0.1	
20 to 29 times	0.1	0.1	0.2	0.0	0.1	
30 to 39 times	0.0	0.0	0.0	0.0	0.0	
40+ times	0.2	0.1	0.3	0.3	0.2	
N of Valid	1213	1119	892	749	3973	
N of Miss	17	26	25	27	95	

Table 95: How many times in the past year (12 months) have you: done extra work on your own for school?

Response	6	8	10	12	Total	
Never	27.6	28.2	31.3	27.2	28.5	
1 to 2 times	25.9	24.4	22.6	17.7	23.2	
3 to 5 times	16.1	16.4	16.4	16.4	16.3	
6 to 9 times	11.0	11.7	12.0	14.1	12.0	
10 to 19 times	5.7	6.5	6.5	9.4	6.8	
20 to 29 times	3.7	4.5	4.2	5.4	4.3	
30 to 39 times	1.8	1.6	1.8	2.7	1.9	
40+ times	8.2	6.8	5.2	7.1	6.9	
N of Valid	1203	1115	890	744	3952	
N of Miss	27	31	26	31	115	

Table 96: How many times in the past year (12 months) have you: attacked someone with the idea of seriously hurting them?

Response	6	8	10	12	Total	
Never	85.5	82.6	83.3	85.8	84.2	
1 to 2 times	8.7	10.6	10.0	8.4	9.5	
3 to 5 times	2.8	3.3	3.5	2.9	3.1	
6 to 9 times	1.3	2.0	1.1	1.1	1.4	
10 to 19 times	0.7	0.5	0.9	0.8	0.7	
20 to 29 times	0.3	0.2	0.2	0.3	0.3	
30 to 39 times	0.1	0.1	0.1	0.0	0.1	
40+ times	0.6	0.7	0.9	0.7	0.7	
N of Valid	1212	1118	891	749	3970	
N of Miss	19	28	26	28	101	

Table 97: How many times in the past year (12 months) have you: been drunk or high at school?








Response	6	8	10	12	Total	
Never	98.5	94.3	87.9	83.3	92.1	
1 to 2 times	1.1	3.7	6.3	6.2	3.9	
3 to 5 times	0.3	1.0	1.2	3.9	1.4	
6 to 9 times	0.0	0.5	1.2	1.7	0.8	
10 to 19 times	0.0	0.3	1.1	1.3	0.6	
20 to 29 times	0.0	0.0	0.7	0.9	0.3	
30 to 39 times	0.0	0.0	0.0	0.1	0.0	
40+ times	0.1	0.3	1.5	2.5	0.9	
N of Valid	1206	1117	887	747	3957	
N of Miss	24	29	28	29	110	

Table 98: How many times in the past year (12 months) have you: volunteered to do community service?









Response	6	8	10	12	Total	
Never	55.1	59.9	49.7	38.9	52.2	
1 to 2 times	22.6	17.6	18.9	16.8	19.3	
3 to 5 times	9.4	8.9	12.9	13.9	10.9	
6 to 9 times	4.3	5.1	7.5	10.9	6.5	
10 to 19 times	2.9	3.8	4.6	6.1	4.1	
20 to 29 times	1.5	1.6	2.2	5.5	2.4	
30 to 39 times	0.7	0.7	0.6	1.9	0.9	
40+ times	3.5	2.3	3.6	6.0	3.7	
N of Valid	1210	1118	890	749	3967	
N of Miss	21	29	26	28	104	

Table 99: How many times in the past year (12 months) have you: taken a handgun to school?









Response	6	8	10	12	Total	
Never	99.8	99.4	98.9	98.7	99.2	
1 to 2 times	0.2	0.6	0.4	0.4	0.4	
3 to 5 times	0.0	0.0	0.1	0.1	0.1	
6 to 9 times	0.0	0.0	0.0	0.0	0.0	
10 to 19 times	0.0	0.0	0.1	0.3	0.1	
20 to 29 times	0.0	0.0	0.0	0.0	0.0	
30 to 39 times	0.0	0.0	0.1	0.1	0.1	
40+ times	0.0	0.0	0.3	0.4	0.2	
N of Valid	1213	1120	892	752	3977	
N of Miss	18	27	25	26	96	

Table 100: Are you currently on probation, or assigned a probation officer with Juvenile Court?



Response	6	8	10	12	Total	
No	97.3	96.1	95.1	97.4	96.5	
Yes	2.7	3.9	4.9	2.6	3.5	
N of Valid	1073	975	814	691	3553	
N of Miss	158	172	103	87	520	

Table 101: Have you ever belonged to a gang?






Response	6	8	10	12	Total	
No	93.1	90.1	90.4	91.2	91.3	
No, but would like to	1.1	2.0	1.8	1.1	1.5	
Yes, in the past	3.0	3.3	3.2	3.5	3.2	
Yes, belong now	1.8	3.5	3.8	3.6	3.1	
Yes, but would like to get out	1.1	1.2	0.8	0.7	1.0	
N of Valid	1211	1117	896	746	3970	
N of Miss	20	30	21	32	103	

Table 102: If you have ever belonged to a gang, did that gang have a name?




Response	6	8	10	12	Total	
No	7.9	7.1	9.5	13.0	9.0	
Yes	5.3	8.3	8.7	7.7	7.4	
I have never belonged to a gang	86.7	84.6	81.9	79.3	83.6	
N of Valid	1198	1102	877	731	3908	
N of Miss	29	39	35	42	145	

Table 103: How many times have you done the following things? done what feels good no matter what.







Response	6	8	10	12	Total	
Never	48.2	41.4	29.1	22.4	37.1	
I've done it, but not in the past year	16.5	14.4	15.3	12.9	15.0	
Less than once a month	5.4	9.4	13.8	13.7	10.0	
About once a month	4.9	6.4	10.2	10.8	7.6	
2 or 3 times a month	7.3	8.5	10.0	10.8	8.9	
Once a week or more	17.7	19.8	21.6	29.4	21.4	
N of Valid	1191	1101	886	744	3922	
N of Miss	38	45	31	34	148	

Table 104: How many times have you done the following things? done something dangerous because someone dared you to do it.







Response	6	8	10	12	Total	
Never	76.7	64.5	54.4	50.3	63.3	
I've done it, but not in the past year	13.8	18.3	18.0	22.1	17.6	
Less than once a month	4.0	6.8	11.4	11.5	7.9	
About once a month	1.2	3.4	5.2	6.2	3.6	
2 or 3 times a month	2.0	3.4	4.8	5.2	3.6	
Once a week or more	2.2	3.6	6.2	4.6	4.0	
N of Valid	1212	1104	888	745	3949	
N of Miss	19	42	29	33	123	

Table 105: How many times have you done the following things? done crazy things even if they are a little dangerous.







Response	6	8	10	12	Total	
Never	63.7	47.0	33.3	30.4	45.9	
I've done it, but not in the past year	19.7	22.6	21.5	20.8	21.1	
Less than once a month	4.2	10.1	13.7	15.8	10.2	
About once a month	3.0	5.8	9.0	11.0	6.6	
2 or 3 times a month	3.5	4.9	8.5	10.5	6.3	
Once a week or more	5.9	9.7	14.0	11.5	9.8	
N of Valid	1208	1103	884	746	3941	
N of Miss	21	44	32	32	129	

Table 106: You're looking at CD's in a music store with a friend. You look up and see her slip a CD under her coat. She smiles and says 'Which one do you want? Go ahead, take it while nobody's around.' There is nobody in sight, no employees and no other customers. What would you do now?





Response	6	8	10	12	Total	
Ignore her	12.3	16.9	19.1	23.8	17.3	
Grab a CD and leave the store	2.2	6.7	7.8	6.3	5.5	
Tell her to put the CD back	64.8	48.0	40.6	40.0	49.9	
Act like it is a joke, and ask her to put the CD back	20.7	28.4	32.6	29.9	27.3	
N of Valid	1205	1105	890	747	3947	
N of Miss	23	39	27	31	120	

Table 107: You are visiting another part of town, and you don't know any of the people your age there. You are walking down the street, and some teenager you don't know is walking toward you. He is about your size, and as he is about to pass you, he deliberately bumps into you and you almost lose your balance. What would you say or do?





Response	6	8	10	12	Total	
Push the person back	16.8	18.9	19.4	13.2	17.3	
Say 'Excuse me' and keep on walking	50.7	39.8	41.1	47.5	44.9	
Say 'Watch where you are going' and keep on walking	26.8	31.3	29.7	28.7	29.0	
Swear at the person and walk away	5.7	10.1	9.9	10.6	8.8	
N of Valid	1207	1094	883	743	3927	
N of Miss	20	42	28	33	123	

Table 108: You are at a party at someone's house, and one of your friends offers you a drink containing alcohol. What would you say or do?

Response	6	8	10	12	Total	
Drink it	2.4	16.2	34.3	44.0	21.3	
Tell your friend, 'No thanks, I don't drink' and suggest that you and your friend go and do something else	47.4	36.8	26.7	20.8	34.8	
Just say, 'No thanks' and walk away	30.0	32.9	29.8	28.9	30.6	
Make up a good excuse, tell your friend you had something else to do, and leave	20.1	14.1	9.2	6.3	13.4	
N of Valid	1208	1093	887	744	3932	
N of Miss	22	47	27	34	130	

Table 109: It's 8:00 on a weeknight and you are about to go over to a friend's home when your mother asks you where you are going. You say 'Oh, just going to go hang out with some friends.' She says, 'No, you'll just get into trouble if you go out. Stay home tonight.' What would you do now?

Response	6	8	10	12	Total	
Leave the house anyway	3.2	6.6	7.8	7.7	6.0	
Explain what you are going to do with your friends, tell her when you will get home, and ask if you can go out	49.8	58.3	67.3	71.9	60.3	
Not say anything and start watching TV	43.8	29.6	16.9	14.3	28.2	
Get into an argument with her	3.3	5.5	8.0	6.2	5.5	
N of Valid	1204	1099	888	743	3934	
N of Miss	25	45	27	34	131	

Table 110: How often do you attend religious services or activities?

Response	6	8	10	12	Total	
Never	16.8	12.4	7.5	10.8	12.4	
Rarely	21.2	18.1	23.4	24.6	21.5	
1-2 Times a Month	10.7	11.8	10.7	15.5	11.9	
About Once a Week or More	51.2	57.7	58.4	49.1	54.3	
N of Valid	1193	1094	890	741	3918	
N of Miss	38	52	25	37	152	

Table 111: I do the opposite of what people tell me, just to get them mad.





Response	6	8	10	12	Total	
Very False	57.3	40.4	36.1	37.8	44.1	
Somewhat False	22.8	30.1	27.9	30.7	27.5	
Somewhat True	14.5	25.5	32.4	27.2	24.1	
Very True	5.4	3.9	3.6	4.3	4.4	
N of Valid	1193	1092	894	739	3918	
N of Miss	33	53	23	39	148	

Table 112: I like to see how much I can get away with.





Response	6	8	10	12	Total	
Very False	63.3	43.8	35.4	34.6	46.1	
Somewhat False	19.6	26.0	24.0	25.5	23.5	
Somewhat True	12.6	22.2	31.0	31.2	23.0	
Very True	4.4	8.0	9.6	8.8	7.4	
N of Valid	1192	1088	889	738	3907	
N of Miss	38	58	28	40	164	

Table 113: I ignore rules that get in my way.





Response	6	8	10	12	Total	
Very False	70.7	52.3	42.3	42.3	53.8	
Somewhat False	15.7	26.0	27.6	26.9	23.4	
Somewhat True	10.6	17.4	24.5	24.3	18.2	
Very True	3.0	4.3	5.6	6.5	4.6	
N of Valid	1198	1092	891	736	3917	
N of Miss	33	55	26	42	156	

Table 114: I think sometimes it's okay to cheat at school.


Response	6	8	10	12	Total	
NO!	70.9	38.1	17.8	15.7	39.3	
no	20.4	31.1	32.8	34.7	28.9	
yes	7.6	26.4	39.8	37.3	25.7	
YES!	1.0	4.4	9.7	12.3	6.0	
N of Valid	1203	1096	888	740	3927	
N of Miss	27	50	29	37	143	

Table 115: It is important to think before you act.


Response	6	8	10	12	Total	
NO!	2.4	2.4	1.7	1.6	2.1	
no	3.4	4.2	3.4	1.4	3.2	
yes	21.8	29.2	32.5	34.2	28.6	
YES!	72.3	64.2	62.5	62.8	66.0	
N of Valid	1197	1093	887	740	3917	
N of Miss	30	53	29	37	149	

Table 116: Sometimes I think that life is not worth it.


Response	6	8	10	12	Total	
NO!	56.3	52.5	43.5	48.0	50.7	
no	21.6	20.9	23.0	23.2	22.0	
yes	14.0	18.3	22.6	21.7	18.6	
YES!	8.2	8.3	10.9	7.1	8.6	
N of Valid	1173	1087	881	732	3873	
N of Miss	57	59	36	45	197	

Table 117: At times I think I am no good at all.

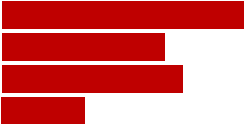
Response	6	8	10	12	Total	
NO!	39.4	40.9	31.4	36.3	37.4	
no	23.8	21.4	29.0	23.7	24.3	
yes	25.0	25.7	29.3	30.6	27.2	
YES!	11.8	12.0	10.3	9.4	11.1	
N of Valid	1194	1082	882	735	3893	
N of Miss	37	63	35	41	176	

Table 118: All in all, I am inclined to think that I am a failure.


Response	6	8	10	12	Total	
NO!	57.8	58.6	47.8	54.4	55.1	
no	26.2	23.7	31.6	27.2	26.9	
yes	10.6	11.3	15.3	14.2	12.5	
YES!	5.4	6.4	5.3	4.2	5.4	
N of Valid	1175	1075	881	734	3865	
N of Miss	54	70	35	43	202	

Table 119: In the past year, have you felt depressed or sad MOST days, even if you felt okay sometimes?


Response	6	8	10	12	Total	
NO!	30.9	30.9	27.6	28.7	29.8	
no	20.0	20.6	24.8	25.7	22.3	
yes	29.3	29.7	25.4	27.4	28.2	
YES!	19.7	18.8	22.2	18.2	19.7	
N of Valid	1193	1086	883	736	3898	
N of Miss	38	61	32	41	172	

Table 120: It is all right to beat up people if they start the fight.


Response	6	8	10	12	Total	
NO!	45.5	26.5	19.4	22.1	29.9	
no	20.3	19.6	19.3	19.6	19.8	
yes	16.7	24.6	28.7	28.9	23.9	
YES!	17.4	29.2	32.7	29.3	26.4	
N of Valid	1190	1084	882	736	3892	
N of Miss	40	62	34	41	177	

Table 121: I think it is okay to take something without asking if you can get away with it.


Response	6	8	10	12	Total	
NO!	79.8	64.5	58.3	62.4	67.4	
no	17.2	28.3	33.0	30.5	26.4	
yes	1.6	5.7	6.2	5.2	4.5	
YES!	1.3	1.5	2.5	1.9	1.8	
N of Valid	1186	1079	883	735	3883	
N of Miss	45	67	34	42	188	

Table 122: Sometimes we don't know what we will do as adults, but we may have an idea. Please answer how true these statements may be for you. WHEN I AM AN ADULT I WILL: smoke cigarettes.


Response	6	8	10	12	Total	
NO!	86.1	76.2	73.4	67.7	77.0	
no	11.3	16.2	17.1	19.6	15.6	
yes	1.9	5.6	7.1	8.2	5.3	
YES!	0.7	1.9	2.4	4.5	2.1	
N of Valid	1191	1086	883	733	3893	
N of Miss	40	59	32	43	174	

Table 123: Sometimes we don't know what we will do as adults, but we may have an idea. Please answer how true these statements may be for you. WHEN I AM AN ADULT I WILL: drink beer, wine, or liquor.





Response	6	8	10	12	Total	
NO!	70.2	44.5	32.3	24.1	45.7	
no	16.6	18.7	18.4	14.9	17.3	
yes	10.7	29.4	35.6	43.1	27.7	
YES!	2.5	7.4	13.7	18.0	9.3	
N of Valid	1188	1083	882	734	3887	
N of Miss	43	63	34	43	183	

Table 124: Sometimes we don't know what we will do as adults, but we may have an idea. Please answer how true these statements may be for you. WHEN I AM AN ADULT I WILL: smoke marijuana.





Response	6	8	10	12	Total	
NO!	93.8	82.4	73.0	71.0	81.6	
no	5.7	11.5	17.0	15.9	11.8	
yes	0.3	4.0	5.7	7.5	3.9	
YES!	0.2	2.1	4.3	5.6	2.7	
N of Valid	1184	1086	883	734	3887	
N of Miss	47	61	34	43	185	

Table 125: Sometimes we don't know what we will do as adults, but we may have an idea. Please answer how true these statements may be for you. WHEN I AM AN ADULT I WILL: use LSD, cocaine, amphetamines or another illegal drug.





Response	6	8	10	12	Total	
NO!	96.0	92.6	93.2	94.4	94.1	
no	4.0	6.9	6.2	4.6	5.4	
yes	0.0	0.4	0.2	0.5	0.3	
YES!	0.0	0.1	0.3	0.4	0.2	
N of Valid	1188	1086	882	734	3890	
N of Miss	43	61	34	43	181	

Table 126: How much do you think people risk harming themselves (physically or in other ways) if they: smoked one or more packs of cigarettes per day?


Response	6	8	10	12	Total	
No risk	21.2	11.1	6.9	4.9	12.1	
Slight risk	7.2	8.1	6.5	5.5	7.0	
Moderate risk	14.1	15.4	18.3	18.8	16.3	
Great risk	57.5	65.3	68.2	70.8	64.6	
N of Valid	1178	1062	872	729	3841	
N of Miss	50	84	44	48	226	

Table 127: How much do you think people risk harming themselves (physically or in other ways) if they: try marijuana once or twice?


Response	6	8	10	12	Total	
No risk	21.4	15.1	19.8	26.0	20.2	
Slight risk	13.8	22.1	27.2	26.9	21.6	
Moderate risk	23.6	23.0	21.8	20.4	22.4	
Great risk	41.2	39.8	31.2	26.7	35.8	
N of Valid	1173	1059	872	726	3830	
N of Miss	57	85	45	51	238	

Table 128: How much do you think people risk harming themselves (physically or in other ways) if they: smoke marijuana regularly?


Response	6	8	10	12	Total	
No risk	21.3	12.3	11.6	12.6	15.0	
Slight risk	2.9	5.9	12.5	14.7	8.2	
Moderate risk	8.8	13.2	15.8	20.2	13.8	
Great risk	67.0	68.6	60.1	52.4	63.1	
N of Valid	1168	1048	865	721	3802	
N of Miss	61	95	52	56	264	

Table 129: How much do you think people risk harming themselves (physically or in other ways) if they: take one or two drinks of an alcoholic beverage (beer, wine, liquor) nearly every day?





Response	6	8	10	12	Total	
No risk	22.1	15.7	13.8	10.6	16.3	
Slight risk	13.9	23.1	24.2	24.6	20.8	
Moderate risk	23.8	25.3	30.2	26.9	26.3	
Great risk	40.1	35.8	31.8	37.9	36.6	
N of Valid	1171	1054	871	728	3824	
N of Miss	58	92	46	48	244	

Table 130: How much do you think people risk harming themselves (physically or in other ways) if they: have five or more drinks once or twice each weekend?





Response	6	8	10	12	Total	
No risk	21.8	13.8	11.7	8.7	14.8	
Slight risk	7.4	10.3	14.6	16.3	11.5	
Moderate risk	20.2	23.7	27.6	26.6	24.1	
Great risk	50.6	52.3	46.1	48.5	49.6	
N of Valid	1172	1060	874	726	3832	
N of Miss	58	87	42	50	237	

Table 131: Have you ever used smokeless tobacco (chew, snuff, plug, dipping tobacco, or chewing tobacco)?






Response	6	8	10	12	Total	
Never	95.6	89.0	81.1	78.5	87.2	
Once or Twice	3.1	5.6	9.4	9.6	6.5	
Once in a while but not regularly	0.5	2.1	3.1	4.1	2.2	
Regularly in the past	0.7	1.2	3.1	2.1	1.6	
Regularly now	0.2	2.1	3.3	5.8	2.5	
N of Valid	1174	1065	874	730	3843	
N of Miss	57	82	43	48	230	

Table 132: How often have you taken smokeless tobacco during the past 30 days?


Response	6	8	10	12	Total	
Not at all	98.7	95.5	92.3	90.4	94.8	
Once or twice	0.6	2.1	3.2	2.5	2.0	
Once or twice per week	0.3	0.4	1.0	0.8	0.6	
Three to five times per week	0.0	0.8	0.3	1.1	0.5	
About once a day	0.1	0.8	0.9	1.4	0.7	
More than once a day	0.3	0.5	2.2	3.8	1.4	
N of Valid	1171	1060	874	728	3833	
N of Miss	59	87	42	50	238	

Table 133: Have you ever smoked cigarettes?


Response	6	8	10	12	Total	
Never	91.6	78.8	65.7	56.4	75.5	
Once or Twice	6.2	13.5	17.3	19.5	13.3	
Once in a while but not regularly	0.9	4.3	7.7	10.4	5.2	
Regularly in the past	0.9	1.7	4.6	5.1	2.7	
Regularly now	0.3	1.7	4.8	8.6	3.3	
N of Valid	1170	1059	875	729	3833	
N of Miss	61	88	42	48	239	

Table 134: How frequently have you smoked cigarettes during the past 30 days?


Response	6	8	10	12	Total	
Not at all	98.6	94.0	88.3	80.3	91.5	
Less than one cigarette per day	0.9	3.2	5.7	7.8	4.0	
One to five cigarettes per day	0.3	1.9	3.5	7.3	2.8	
About one-half pack per day	0.0	0.3	1.1	2.8	0.9	
About one pack per day	0.0	0.6	0.6	1.1	0.5	
About one and one-half packs per day	0.1	0.1	0.2	0.3	0.2	
Two packs or more per day	0.0	0.0	0.5	0.4	0.2	
N of Valid	1174	1060	874	727	3835	
N of Miss	57	87	43	50	237	

Table 135: Which statement best describes rules about smoking inside your home?






Response	6	8	10	12	Total	
Smoking is not allowed anywhere inside your home	71.0	66.2	66.7	70.3	68.6	
Smoking is allowed in some places and at some times	6.9	7.2	7.5	5.9	6.9	
Smoking is allowed anywhere inside the home	2.6	3.2	5.1	4.8	3.7	
There are no rules about smoking inside the home	5.3	8.0	7.7	9.1	7.3	
I don't know	14.1	15.4	13.1	9.9	13.4	
N of Valid	1167	1054	871	727	3819	
N of Miss	63	92	44	51	250	

Table 136: Which statement best describes rules about smoking in your family cars?







Response	6	8	10	12	Total	
Smoking is never allowed in any car	62.7	55.3	56.4	54.3	57.6	
Smoking is allowed sometimes or in some cars	12.4	13.4	13.2	16.5	13.7	
Smoking is allowed in any car anytime	3.8	5.7	5.9	6.5	5.3	
There are no rules about smoking in the car	6.0	10.7	10.2	10.6	9.1	
We do not have a family car	0.9	1.2	0.9	1.1	1.0	
I don't know	14.2	13.6	13.3	11.0	13.2	
N of Valid	1167	1045	869	727	3808	
N of Miss	63	101	47	51	262	

Table 137: During this school year, were you taught in any of your classes about the dangers of tobacco use?

Response	6	8	10	12	Total	
Strongly agree	55.4	41.5	20.6	12.8	35.6	
Agree	21.2	32.7	31.7	26.5	27.8	
Disagree	4.9	5.7	15.5	18.7	10.2	
Strongly disagree	6.6	7.7	12.7	26.4	12.0	
I don't know	11.9	12.4	19.5	15.7	14.5	
N of Valid	1158	1029	858	713	3758	
N of Miss	73	116	57	65	311	

Table 138: During the past 12 months, have you participated in any community activities to discourage people your age from using cigarettes, chewing tobacco, snuff, dip or cigars?

Response	6	8	10	12	Total	
Strongly agree	28.3	20.8	11.2	14.5	19.7	
Agree	19.9	17.1	17.8	15.2	17.8	
Disagree	14.2	18.5	22.3	20.4	18.4	
Strongly disagree	17.2	21.4	25.3	33.0	23.2	
I don't know	20.4	22.2	23.4	17.0	20.9	
N of Valid	1149	1033	855	712	3749	
N of Miss	82	114	61	65	322	

Table 139: On how many occasions have you had alcoholic beverages (beer, wine or hard liquor) to drink in your lifetime - more than just a few sips?

Response	6	8	10	12	Total	
0	88.6	63.8	46.1	30.5	61.1	
1-2	8.2	18.2	16.2	15.1	14.1	
3-5	1.6	8.0	10.5	11.6	7.3	
6-9	0.5	3.3	9.0	8.1	4.6	
10-19	0.8	3.5	6.6	10.2	4.6	
20-39	0.1	1.4	3.8	8.4	2.9	
40+	0.3	1.7	7.8	16.1	5.4	
N of Valid	1172	1056	869	715	3812	
N of Miss	59	91	49	62	261	

Table 140: On how many occasions have you had beer, wine or hard liquor to drink during the past 30 days?


Response	6	8	10	12	Total	
0	98.5	88.4	73.9	63.5	83.5	
1-2	1.1	7.7	14.7	19.0	9.4	
3-5	0.2	2.5	4.2	8.1	3.2	
6-9	0.0	0.7	3.5	4.2	1.8	
10-19	0.1	0.4	2.3	2.9	1.2	
20-39	0.0	0.2	0.5	1.1	0.4	
40+	0.1	0.2	1.0	1.1	0.5	
N of Valid	1168	1053	866	715	3802	
N of Miss	63	94	51	62	270	

Table 141: On how many occasions have you used marijuana (grass, pot) or hashish (hash, hash oil) in your lifetime?


Response	6	8	10	12	Total	
0	99.0	92.7	79.5	68.3	87.0	
1-2	0.8	4.0	7.1	7.7	4.4	
3-5	0.1	1.1	3.7	4.3	2.0	
6-9	0.2	0.5	1.6	3.4	1.2	
10-19	0.0	0.6	2.2	3.5	1.3	
20-39	0.0	0.3	1.6	2.2	0.9	
40+	0.0	0.9	4.3	10.5	3.2	
N of Valid	1167	1047	864	713	3791	
N of Miss	64	100	54	63	281	

Table 142: On how many occasions have you used marijuana (grass, pot) or hashish (hash, hash oil) during the past 30 days?


Response	6	8	10	12	Total	
0	100.0	97.6	91.7	84.7	94.6	
1-2	0.0	1.0	3.7	4.8	2.0	
3-5	0.0	0.8	1.5	2.4	1.0	
6-9	0.0	0.5	0.8	1.8	0.7	
10-19	0.0	0.1	0.8	2.2	0.6	
20-39	0.0	0.1	0.3	1.3	0.3	
40+	0.0	0.0	1.2	2.8	0.8	
N of Valid	1168	1052	866	712	3798	
N of Miss	63	95	52	65	275	

Table 143: On how many occasions have you used LSD or other psychedelics in your lifetime?


Response	6	8	10	12	Total	
0	100.0	99.8	99.2	98.0	99.4	
1-2	0.0	0.1	0.3	1.0	0.3	
3-5	0.0	0.1	0.1	0.4	0.1	
6-9	0.0	0.0	0.2	0.4	0.1	
10-19	0.0	0.0	0.0	0.1	0.0	
20-39	0.0	0.0	0.0	0.0	0.0	
40+	0.0	0.0	0.1	0.0	0.0	
N of Valid	1165	1051	865	714	3795	
N of Miss	66	96	52	63	277	

Table 144: On how many occasions have you used LSD or other psychedelics during the past 30 days?


Response	6	8	10	12	Total	
0	100.0	99.9	99.8	99.9	99.9	
1-2	0.0	0.1	0.1	0.1	0.1	
3-5	0.0	0.0	0.0	0.0	0.0	
6-9	0.0	0.0	0.0	0.0	0.0	
10-19	0.0	0.0	0.0	0.0	0.0	
20-39	0.0	0.0	0.0	0.0	0.0	
40+	0.0	0.0	0.1	0.0	0.0	
N of Valid	1165	1053	867	715	3800	
N of Miss	66	94	51	62	273	

Table 145: On how many occasions have you used cocaine or crack in your lifetime?


Response	6	8	10	12	Total	
0	99.8	99.6	98.5	98.0	99.1	
1-2	0.1	0.2	0.8	1.1	0.5	
3-5	0.0	0.2	0.2	0.3	0.2	
6-9	0.0	0.0	0.1	0.3	0.1	
10-19	0.0	0.0	0.1	0.0	0.0	
20-39	0.0	0.0	0.0	0.3	0.1	
40+	0.1	0.0	0.2	0.0	0.1	
N of Valid	1166	1054	868	717	3805	
N of Miss	65	93	50	60	268	

Table 146: On how many occasions have you used cocaine or crack during the past 30 days?


Response	6	8	10	12	Total	
0	99.9	99.5	99.2	99.6	99.6	
1-2	0.1	0.5	0.5	0.4	0.3	
3-5	0.0	0.0	0.2	0.0	0.1	
6-9	0.0	0.0	0.0	0.0	0.0	
10-19	0.0	0.0	0.0	0.0	0.0	
20-39	0.0	0.0	0.0	0.0	0.0	
40+	0.0	0.0	0.1	0.0	0.0	
N of Valid	1162	1051	867	715	3795	
N of Miss	67	95	51	62	275	

Table 147: On how many occasions have you sniffed glue, breathed the contents of an aerosol spray can, or inhaled other gases or sprays, in order to get high in your lifetime?


Response	6	8	10	12	Total	
0	94.4	88.4	89.4	91.5	91.1	
1-2	4.3	7.6	5.1	5.0	5.5	
3-5	0.4	1.9	2.7	1.5	1.6	
6-9	0.4	0.7	1.5	1.3	0.9	
10-19	0.3	0.7	0.7	0.1	0.4	
20-39	0.2	0.3	0.2	0.1	0.2	
40+	0.0	0.5	0.5	0.4	0.3	
N of Valid	1167	1051	867	717	3802	
N of Miss	64	96	51	60	271	

Table 148: On how many occasions have you sniffed glue, breathed the contents of an aerosol spray can, or inhaled other gases or sprays, in order to get high during the past 30 days?







Response	6	8	10	12	Total	
0	97.1	95.6	97.6	99.0	97.2	
1-2	2.5	2.7	1.5	0.8	2.0	
3-5	0.3	0.9	0.5	0.0	0.4	
6-9	0.1	0.4	0.2	0.1	0.2	
10-19	0.0	0.3	0.1	0.0	0.1	
20-39	0.0	0.2	0.0	0.0	0.1	
40+	0.0	0.0	0.1	0.0	0.0	
N of Valid	1164	1050	865	715	3794	
N of Miss	66	97	52	62	277	

Table 149: On how many occasions have you used phenoxydine (pox, px, breeze) in your lifetime?


Response	6	8	10	12	Total	
0	100.0	100.0	100.0	100.0	100.0	
1-2	0.0	0.0	0.0	0.0	0.0	
3-5	0.0	0.0	0.0	0.0	0.0	
6-9	0.0	0.0	0.0	0.0	0.0	
10-19	0.0	0.0	0.0	0.0	0.0	
20-39	0.0	0.0	0.0	0.0	0.0	
40+	0.0	0.0	0.0	0.0	0.0	
N of Valid	1166	1047	865	714	3792	
N of Miss	65	100	52	62	279	

Table 150: On how many occasions have you used phenoxydine (pox, px, breeze) during the past 30 days?


Response	6	8	10	12	Total	
0	100.0	100.0	100.0	100.0	100.0	
1-2	0.0	0.0	0.0	0.0	0.0	
3-5	0.0	0.0	0.0	0.0	0.0	
6-9	0.0	0.0	0.0	0.0	0.0	
10-19	0.0	0.0	0.0	0.0	0.0	
20-39	0.0	0.0	0.0	0.0	0.0	
40+	0.0	0.0	0.0	0.0	0.0	
N of Valid	1164	1046	863	713	3786	
N of Miss	67	101	54	64	286	

Table 151: On how many occasions have you used sedatives (tranquilizers, such as Valium or Xanax, barbiturates, or sleeping pills) without a doctor telling you to take them, in your lifetime?








Response	6	8	10	12	Total	
0	95.8	93.8	89.1	83.8	91.5	
1-2	2.9	3.2	4.8	5.3	3.9	
3-5	0.9	1.0	2.7	3.2	1.7	
6-9	0.1	0.8	0.6	1.8	0.7	
10-19	0.3	0.5	1.0	1.7	0.8	
20-39	0.0	0.2	0.6	1.3	0.4	
40+	0.1	0.7	1.2	2.9	1.0	
N of Valid	1163	1046	866	715	3790	
N of Miss	68	101	52	62	283	

Table 152: On how many occasions have you used sedatives (tranquilizers, such as Valium or Xanax, barbiturates, or sleeping pills) without a doctor telling you to take them, during the past 30 days?








Response	6	8	10	12	Total	
0	98.4	96.4	95.3	92.4	96.0	
1-2	1.2	2.4	2.4	3.4	2.2	
3-5	0.2	0.7	1.4	1.7	0.9	
6-9	0.0	0.2	0.2	1.7	0.4	
10-19	0.1	0.2	0.1	0.7	0.2	
20-39	0.0	0.0	0.5	0.1	0.1	
40+	0.1	0.2	0.1	0.0	0.1	
N of Valid	1161	1046	865	713	3785	
N of Miss	68	101	52	64	285	

Table 153: On how many occasions have you used methamphetamines (meth, speed, crank, crystal meth) in your lifetime?






Response	6	8	10	12	Total	
0	99.7	99.5	99.2	99.3	99.5	
1-2	0.2	0.2	0.3	0.3	0.2	
3-5	0.0	0.3	0.2	0.3	0.2	
6-9	0.0	0.0	0.1	0.1	0.1	
10-19	0.0	0.0	0.0	0.0	0.0	
20-39	0.0	0.0	0.0	0.0	0.0	
40+	0.1	0.0	0.1	0.0	0.1	
N of Valid	1160	1046	866	714	3786	
N of Miss	70	101	51	63	285	

Table 154: On how many occasions have you used methamphetamines (meth, speed, crank, crystal meth) in the past 30 days?



Response	6	8	10	12	Total	
0	99.9	99.9	99.8	99.9	99.9	
1-2	0.1	0.1	0.1	0.1	0.1	
3-5	0.0	0.0	0.0	0.0	0.0	
6-9	0.0	0.0	0.0	0.0	0.0	
10-19	0.0	0.0	0.0	0.0	0.0	
20-39	0.0	0.0	0.0	0.0	0.0	
40+	0.0	0.0	0.1	0.0	0.0	
N of Valid	1157	1043	865	714	3779	
N of Miss	74	104	52	63	293	

Table 155: On how many occasions have you used stimulants, other than Methamphetamines (such as amphetamines, Ritalin or Dexedrine) without a doctor telling you to take them, in your lifetime?








Response	6	8	10	12	Total	
0	99.8	99.3	97.6	94.1	98.1	
1-2	0.0	0.3	1.0	2.4	0.8	
3-5	0.1	0.0	0.5	0.8	0.3	
6-9	0.0	0.2	0.1	0.4	0.2	
10-19	0.0	0.1	0.3	0.6	0.2	
20-39	0.0	0.1	0.1	0.3	0.1	
40+	0.1	0.0	0.3	1.4	0.4	
N of Valid	1157	1042	865	715	3779	
N of Miss	73	105	52	62	292	

Table 156: On how many occasions have you used stimulants, other than Methamphetamines (such as amphetamines, Ritalin or Dexedrine) without a doctor telling you to take them, during the past 30 days?


Response	6	8	10	12	Total	
0	99.8	99.9	98.6	97.9	99.2	
1-2	0.0	0.1	0.6	1.0	0.3	
3-5	0.0	0.0	0.5	0.6	0.2	
6-9	0.0	0.0	0.1	0.4	0.1	
10-19	0.0	0.0	0.1	0.1	0.1	
20-39	0.1	0.0	0.0	0.0	0.0	
40+	0.1	0.0	0.1	0.0	0.1	
N of Valid	1160	1042	865	715	3782	
N of Miss	71	105	52	62	290	

Table 157: On how many occasions have you used heroin or other opiates in your lifetime?


Response	6	8	10	12	Total	
0	99.8	99.5	99.4	99.3	99.6	
1-2	0.2	0.3	0.5	0.1	0.3	
3-5	0.0	0.2	0.0	0.0	0.1	
6-9	0.0	0.0	0.0	0.1	0.0	
10-19	0.0	0.0	0.0	0.1	0.0	
20-39	0.0	0.0	0.0	0.1	0.0	
40+	0.0	0.0	0.1	0.1	0.1	
N of Valid	1158	1041	867	717	3783	
N of Miss	73	105	50	60	288	

Table 158: On how many occasions have you used heroin or other opiates during the past 30 days?


Response	6	8	10	12	Total	
0	100.0	99.9	99.9	99.6	99.9	
1-2	0.0	0.1	0.1	0.0	0.1	
3-5	0.0	0.0	0.0	0.0	0.0	
6-9	0.0	0.0	0.0	0.1	0.0	
10-19	0.0	0.0	0.0	0.1	0.0	
20-39	0.0	0.0	0.0	0.0	0.0	
40+	0.0	0.0	0.0	0.1	0.0	
N of Valid	1158	1042	867	715	3782	
N of Miss	73	105	50	62	290	

Table 159: On how many occasions have you used MDMA ('X', 'E', or ecstasy) in your lifetime?


Response	6	8	10	12	Total	
0	99.8	99.5	98.4	95.8	98.7	
1-2	0.2	0.3	1.2	2.0	0.8	
3-5	0.0	0.1	0.2	0.7	0.2	
6-9	0.0	0.0	0.0	1.1	0.2	
10-19	0.0	0.1	0.1	0.4	0.1	
20-39	0.0	0.0	0.0	0.0	0.0	
40+	0.0	0.0	0.1	0.0	0.0	
N of Valid	1158	1041	868	715	3782	
N of Miss	73	106	49	62	290	

Table 160: On how many occasions have you used MDMA ('X', 'E', or ecstasy) during the past 30 days?


Response	6	8	10	12	Total	
0	99.8	99.9	99.4	99.3	99.7	
1-2	0.2	0.1	0.3	0.7	0.3	
3-5	0.0	0.0	0.0	0.0	0.0	
6-9	0.0	0.0	0.2	0.0	0.1	
10-19	0.0	0.0	0.0	0.0	0.0	
20-39	0.0	0.0	0.0	0.0	0.0	
40+	0.0	0.0	0.0	0.0	0.0	
N of Valid	1154	1040	865	712	3771	
N of Miss	77	107	52	65	301	

Table 161: On how many occasions have you taken prescription drugs (such as Valium, Xanax, Ritalin, Adderall, OxyContin, Darvocet, or sleeping pills) on your own-that is, without a doctor telling you to take them in your lifetime?








Response	6	8	10	12	Total	
0	97.6	93.9	89.9	81.1	91.7	
1-2	1.5	3.1	3.6	6.3	3.3	
3-5	0.3	1.2	2.6	2.4	1.4	
6-9	0.1	0.9	1.2	3.5	1.2	
10-19	0.2	0.4	1.0	2.4	0.8	
20-39	0.1	0.0	0.6	1.0	0.3	
40+	0.3	0.6	1.2	3.4	1.2	
N of Valid	1155	1035	862	714	3766	
N of Miss	75	111	55	63	304	

Table 162: On how many occasions have you taken prescription drugs (such as Valium, Xanax, Ritalin, Adderall, OxyContin, Darvocet, or sleeping pills) on your own-that is, without a doctor telling you to take them during the past 30 days?








Response	6	8	10	12	Total	
0	98.4	96.8	95.5	91.6	96.0	
1-2	0.8	2.0	2.5	3.8	2.1	
3-5	0.2	0.6	1.2	2.2	0.9	
6-9	0.0	0.3	0.3	1.0	0.3	
10-19	0.3	0.2	0.2	1.0	0.4	
20-39	0.2	0.0	0.1	0.3	0.1	
40+	0.2	0.1	0.1	0.1	0.1	
N of Valid	1154	1036	863	714	3767	
N of Miss	77	111	54	64	306	

Table 163: On how many occasions have you taken non-prescription medicines such as diet pills (for example, Dietac, Dexatrim or Prolamine), stay-awake pills (for example No-Doz, Vivarin, or Wake), or cough or cold medicines (robos, DXM, etc.) to get high in your lifetime?








Response	6	8	10	12	Total	
0	98.7	97.0	94.4	92.4	96.1	
1-2	0.7	1.1	2.0	2.8	1.5	
3-5	0.3	0.7	1.0	1.3	0.8	
6-9	0.2	0.6	0.7	1.0	0.6	
10-19	0.0	0.1	0.7	1.0	0.4	
20-39	0.0	0.1	0.1	0.7	0.2	
40+	0.1	0.5	1.0	0.8	0.6	
N of Valid	1152	1033	861	715	3761	
N of Miss	79	114	56	63	312	

Table 164: On how many occasions have you taken non-prescription medicines such as diet pills (for example, Dietac, Dexatrim or Prolamine), stay-awake pills (for example No-Doz, Vivarin, or Wake), or cough or cold medicines (robos, DXM, etc.) to get high during the past 30 days?






Response	6	8	10	12	Total	
0	99.4	98.5	97.6	96.8	98.2	
1-2	0.3	1.0	1.2	1.4	0.9	
3-5	0.3	0.3	0.8	1.0	0.5	
6-9	0.0	0.2	0.2	0.6	0.2	
10-19	0.0	0.0	0.2	0.1	0.1	
20-39	0.0	0.0	0.0	0.1	0.0	
40+	0.0	0.0	0.0	0.0	0.0	
N of Valid	1150	1032	862	712	3756	
N of Miss	81	115	55	64	315	

Table 165: On how many occasions have you been drunk or very high from drinking alcoholic beverages during the past 30 days?








Response	6	8	10	12	Total	
0	99.1	94.5	85.7	74.9	90.2	
1-2	0.8	3.3	8.1	12.9	5.5	
3-5	0.0	1.0	2.7	6.0	2.0	
6-9	0.1	0.8	2.4	3.1	1.4	
10-19	0.0	0.3	0.7	1.4	0.5	
20-39	0.0	0.1	0.0	0.4	0.1	
40+	0.0	0.1	0.3	1.3	0.3	
N of Valid	1153	1030	862	712	3757	
N of Miss	78	116	54	66	314	

Table 166: On how many occasions have you drunk flavored alcoholic beverages, sometimes called 'alcopops' (like Mike's Hard Lemonade, Smirnoff Ice, Bacardi Breezers, etc.) in your lifetime?








Response	6	8	10	12	Total	
0	94.9	78.5	62.1	47.0	73.8	
1-2	3.5	10.6	12.2	11.8	9.0	
3-5	0.8	5.8	7.1	12.0	5.7	
6-9	0.5	1.9	7.2	8.0	3.9	
10-19	0.2	1.3	3.9	8.0	2.8	
20-39	0.1	0.9	2.7	4.5	1.7	
40+	0.0	1.1	4.9	8.7	3.1	
N of Valid	1155	1026	862	711	3754	
N of Miss	76	118	54	64	312	

Table 167: On how many occasions have you drunk flavored alcoholic beverages, sometimes called 'alcopops' (like Mike's Hard Lemonade, Smirnoff Ice, Bacardi Breezers, etc.) during the past 30 days?


Response	6	8	10	12	Total	
0	98.4	91.9	82.6	75.1	88.6	
1-2	1.0	4.8	9.0	14.8	6.5	
3-5	0.3	1.9	3.8	5.0	2.5	
6-9	0.0	0.8	2.4	2.9	1.3	
10-19	0.1	0.4	1.2	0.7	0.5	
20-39	0.1	0.0	0.5	0.6	0.2	
40+	0.0	0.2	0.5	0.8	0.3	
N of Valid	1153	1030	863	715	3761	
N of Miss	78	117	53	63	311	

Table 168: Think back over the last two weeks. How many times have you had five or more alcoholic drinks in a row?


Response	6	8	10	12	Total	
None	97.8	92.3	84.6	78.0	89.5	
Once	1.4	3.7	5.2	9.4	4.4	
Twice	0.5	2.1	4.5	5.1	2.7	
3-5 times	0.3	1.3	3.1	4.7	2.0	
6-9 times	0.0	0.3	1.4	0.9	0.6	
10 or more times	0.0	0.3	1.3	2.0	0.8	
N of Valid	1145	1017	850	704	3716	
N of Miss	84	130	68	74	356	

Table 169: During the past 30 days, how many times did you ride in a car or other vehicle driven by someone who had been drinking alcohol?


Response	6	8	10	12	Total	
0 times	81.4	76.0	76.6	77.9	78.2	
1 time	8.6	9.8	9.5	9.8	9.4	
2 or 3 times	5.2	7.0	8.2	8.6	7.0	
4 or 5 times	1.8	2.5	3.4	1.6	2.3	
6 or more times	3.0	4.7	2.4	2.1	3.1	
N of Valid	1140	1008	846	706	3700	
N of Miss	91	139	72	72	374	

Table 170: During the past 30 days, how many times did you drive a car or other vehicle when you had been drinking alcohol?







Response	6	8	10	12	Total	
I did not drive a car in the past 30 days	43.9	46.4	37.4	18.9	38.2	
0 times	54.8	50.3	58.7	71.4	57.7	
1 time	0.6	1.0	1.9	5.4	2.0	
2 or 3 times	0.4	1.4	1.6	3.0	1.4	
4 or 5 times	0.0	0.4	0.2	0.7	0.3	
6 or more times	0.4	0.4	0.2	0.6	0.4	
N of Valid	1099	972	838	700	3609	
N of Miss	100	146	71	74	391	

Table 171: If you drank alcohol (not just a sip or taste) in the past year, how did you usually get it?













Response	6	8	10	12	Total	
I did not drink alcohol in the past year	91.2	75.9	56.5	38.5	69.0	
I bought it myself with a fake ID	0.1	0.2	0.8	0.6	0.4	
I bought it myself without a fake ID	0.2	0.0	0.5	3.3	0.8	
I got it from someone I know age 21 or older	0.6	4.3	13.8	29.8	10.2	
I got it from someone I know under age 21	0.4	2.0	5.4	7.1	3.3	
I got it from my brother or sister	0.5	1.4	2.4	1.7	1.4	
I got it from home with my parents' permission	1.1	3.1	4.9	4.1	3.1	
I got it from home without my parents' permission	1.0	2.8	3.2	1.7	2.1	
I got it from another relative	1.1	3.9	4.1	3.3	3.0	
A stranger bought it for me	0.2	0.2	1.0	1.0	0.5	
I took it from a store or shop	0.0	0.2	0.2	0.1	0.1	
Other	3.8	5.9	7.1	8.6	6.0	
N of Valid	1111	976	832	688	3607	
N of Miss	119	162	77	78	436	

Table 172: If you drank alcohol (not just a sip or taste) in the past year, where did you usually drink it?











Response	6	8	10	12	Total	
I did not drink alcohol in the past year	93.7	77.9	57.5	40.1	70.9	
at my home	3.5	8.9	12.8	12.0	8.7	
at someone else's home	1.2	8.9	20.3	34.2	13.9	
at an open area like a park, beach, field, back road, woods, or a street corner	0.7	2.1	4.6	6.5	3.1	
at a sporting event or concert	0.2	0.5	1.0	0.1	0.4	
at a restaurant, bar, or a nightclub	0.1	0.2	0.9	0.9	0.4	
at an empty building or a construction site	0.1	0.1	0.2	0.0	0.1	
at a hotel/motel	0.3	0.3	0.6	2.8	0.8	
in a car	0.3	0.6	1.8	3.1	1.3	
at school	0.0	0.4	0.2	0.1	0.2	
N of Valid	1100	962	819	675	3556	
N of Miss	130	173	81	84	468	

Table 173: During the last month, about how many marijuana cigarettes, or the equivalent, did you smoke a day, on the average?








Response	6	8	10	12	Total	
None	98.9	95.1	89.7	85.1	93.1	
Less than 1 a day	0.7	1.1	4.7	4.9	2.5	
1 a day	0.2	0.9	1.7	1.9	1.0	
2-3 a day	0.2	1.5	1.9	3.9	1.6	
4-6 a day	0.0	0.5	0.9	2.6	0.8	
7-10 a day	0.0	0.6	0.4	0.7	0.4	
11 or more a day	0.0	0.2	0.7	1.0	0.4	
N of Valid	1124	988	845	698	3655	
N of Miss	107	159	73	79	418	

Table 174: How wrong would most adults (over 21) in your neighborhood think it is for kids your age: to use marijuana?





Response	6	8	10	12	Total	
Very wrong	93.7	84.9	74.8	68.4	82.1	
Wrong	3.8	8.3	14.0	16.0	9.7	
A little bit wrong	1.8	4.3	7.6	10.8	5.6	
Not wrong at all	0.7	2.5	3.6	4.8	2.6	
N of Valid	1103	966	828	694	3591	
N of Miss	128	180	87	84	479	

Table 175: How wrong would most adults (over 21) in your neighborhood think it is for kids your age: to drink alcohol?





Response	6	8	10	12	Total	
Very wrong	86.1	69.0	51.1	44.8	65.5	
Wrong	8.6	16.0	22.5	23.0	16.6	
A little bit wrong	3.3	10.5	17.4	22.7	12.2	
Not wrong at all	2.0	4.6	8.9	9.5	5.7	
N of Valid	1102	965	827	692	3586	
N of Miss	129	182	91	86	488	

Table 176: How wrong would most adults (over 21) in your neighborhood think it is for kids your age: to smoke cigarettes?





Response	6	8	10	12	Total	
Very wrong	86.7	74.8	57.1	46.5	68.9	
Wrong	7.7	13.2	20.9	20.2	14.6	
A little bit wrong	3.4	7.1	15.0	21.4	10.5	
Not wrong at all	2.2	5.0	7.0	12.0	5.9	
N of Valid	1101	963	828	693	3585	
N of Miss	130	182	90	85	487	

Table 177: How much do each of the following statements describe your neighborhood? crime and/or drug selling


Response	6	8	10	12	Total	
NO!	79.9	72.9	64.7	63.7	71.4	
no	9.5	14.1	19.8	18.7	14.9	
yes	7.0	9.4	10.1	12.7	9.5	
YES!	3.5	3.5	5.4	4.9	4.2	
N of Valid	1102	964	834	694	3594	
N of Miss	127	182	84	84	477	

Table 178: How much do each of the following statements describe your neighborhood? fights


Response	6	8	10	12	Total	
NO!	65.6	59.7	55.3	59.9	60.5	
no	14.0	18.6	24.4	25.0	19.8	
yes	11.0	14.6	13.7	11.7	12.7	
YES!	9.4	7.1	6.6	3.5	7.0	
N of Valid	1101	959	832	695	3587	
N of Miss	128	186	86	83	483	

Table 179: How much do each of the following statements describe your neighborhood? lots of empty or abandoned buildings


Response	6	8	10	12	Total	
NO!	76.7	68.5	65.2	68.4	70.2	
no	13.8	22.1	22.7	21.8	19.7	
yes	6.8	6.3	8.7	7.2	7.2	
YES!	2.7	3.1	3.4	2.6	3.0	
N of Valid	1093	959	831	694	3577	
N of Miss	137	188	87	84	496	

Table 180: How much do each of the following statements describe your neighborhood? lots of graffiti


Response	6	8	10	12	Total	
NO!	79.7	80.2	74.1	75.0	77.6	
no	12.6	15.5	22.5	21.6	17.4	
yes	4.9	2.6	1.1	2.4	2.9	
YES!	2.9	1.7	2.3	1.0	2.0	
N of Valid	1083	959	830	695	3567	
N of Miss	148	186	88	83	505	

Table 181: If I had to move, I would miss the neighborhood I now live in.


Response	6	8	10	12	Total	
NO!	18.6	15.1	19.1	16.2	17.3	
no	8.9	15.3	17.5	22.1	15.2	
yes	21.5	27.8	32.0	33.6	27.9	
YES!	51.0	41.8	31.4	28.1	39.5	
N of Valid	1095	958	832	693	3578	
N of Miss	134	187	86	85	492	

Table 182: My neighbors notice when I am doing a good job and let me know about it.


Response	6	8	10	12	Total	
NO!	34.8	35.6	38.2	40.4	36.9	
no	27.1	34.0	35.1	36.1	32.5	
yes	21.5	17.9	18.6	17.2	19.0	
YES!	16.6	12.5	8.1	6.3	11.5	
N of Valid	1086	952	827	693	3558	
N of Miss	144	195	89	84	512	

Table 183: I like my neighborhood.

Response	6	8	10	12	Total	
NO!	11.1	11.9	13.1	12.6	12.1	
no	7.8	12.6	13.6	14.1	11.7	
yes	28.7	35.5	44.4	46.9	37.7	
YES!	52.4	40.0	28.8	26.4	38.5	
N of Valid	1088	951	829	689	3557	
N of Miss	140	194	89	89	512	

Table 184: There are lots of adults in my neighborhood I could talk to about something important.

Response	6	8	10	12	Total	
NO!	25.2	25.8	29.3	31.1	27.5	
no	21.2	25.9	28.3	31.4	26.1	
yes	25.7	24.8	26.0	24.4	25.3	
YES!	27.9	23.5	16.4	13.2	21.1	
N of Valid	1080	945	830	692	3547	
N of Miss	150	200	88	86	524	

Table 185: I'd like to get out of my neighborhood.

Response	6	8	10	12	Total	
NO!	55.6	43.5	33.1	28.4	41.8	
no	22.3	30.0	33.9	34.1	29.3	
yes	11.5	15.1	19.0	23.9	16.6	
YES!	10.6	11.5	14.0	13.6	12.2	
N of Valid	1086	943	828	690	3547	
N of Miss	144	203	90	87	524	

Table 186: There are people in my neighborhood who are proud of me when I do something well.


Response	6	8	10	12	Total	
NO!	22.7	23.5	25.6	26.9	24.4	
no	19.3	26.7	29.1	26.8	25.0	
yes	30.1	29.5	31.1	32.4	30.6	
YES!	27.9	20.3	14.2	13.9	19.9	
N of Valid	1079	945	824	691	3539	
N of Miss	152	201	94	87	534	

Table 187: There are people in my neighborhood who encourage me to do my best.


Response	6	8	10	12	Total	
NO!	20.0	22.2	24.0	23.9	22.3	
no	15.3	23.4	26.8	27.4	22.5	
yes	31.7	28.9	31.4	32.3	31.0	
YES!	33.0	25.4	17.8	16.5	24.2	
N of Valid	1085	944	821	691	3541	
N of Miss	146	202	96	87	531	

Table 188: I feel safe in my neighborhood.


Response	6	8	10	12	Total	
NO!	12.4	11.5	10.4	8.3	10.9	
no	9.2	10.7	11.8	11.0	10.6	
yes	28.8	35.2	42.6	40.8	36.0	
YES!	49.7	42.7	35.1	39.8	42.5	
N of Valid	1085	947	823	688	3543	
N of Miss	146	197	95	89	527	

Table 189: Which of the following activities for people your age are available in your community? sports teams?



Response	6	8	10	12	Total	
No	17.9	16.7	17.7	16.7	17.3	
Yes	82.1	83.3	82.3	83.3	82.7	
N of Valid	1081	942	821	690	3534	
N of Miss	150	205	96	88	539	

Table 190: Which of the following activities for people your age are available in your community? scouting?



Response	6	8	10	12	Total	
No	40.7	49.5	48.5	44.1	45.5	
Yes	59.3	50.5	51.5	55.9	54.5	
N of Valid	1072	924	814	683	3493	
N of Miss	159	223	104	95	581	

Table 191: Which of the following activities for people your age are available in your community? boys and girls clubs?



Response	6	8	10	12	Total	
No	48.9	48.2	54.0	51.2	50.3	
Yes	51.1	51.8	46.0	48.8	49.7	
N of Valid	1058	929	807	682	3476	
N of Miss	172	218	110	96	596	

Table 192: Which of the following activities for people your age are available in your community? 4-H clubs?



Response	6	8	10	12	Total	
No	59.5	59.1	59.9	59.2	59.4	
Yes	40.5	40.9	40.1	40.8	40.6	
N of Valid	1037	908	796	677	3418	
N of Miss	194	239	120	101	654	

Table 193: Which of the following activities for people your age are available in your community? service clubs?



Response	6	8	10	12	Total	
No	56.2	54.8	46.6	42.9	50.9	
Yes	43.8	45.2	53.4	57.1	49.1	
N of Valid	1034	911	801	678	3424	
N of Miss	197	236	117	100	650	

Table 194: If a kid smoked marijuana in your neighborhood would he or she be caught by the police?





Response	6	8	10	12	Total	
NO!	14.0	20.2	23.8	28.3	20.7	
no	16.6	30.8	42.4	47.8	32.5	
yes	24.1	23.7	21.2	15.4	21.6	
YES!	45.2	25.2	12.6	8.5	25.1	
N of Valid	1070	935	816	682	3503	
N of Miss	159	212	102	96	569	

Table 195: If a kid drank some beer, wine or hard liquor (for example, vodka, whiskey, or gin) in your neighborhood would he or she be caught by the police?





Response	6	8	10	12	Total	
NO!	16.4	25.1	29.5	34.5	25.3	
no	21.8	36.1	48.5	49.2	37.2	
yes	23.9	21.3	13.0	10.7	18.1	
YES!	37.9	17.5	9.0	5.6	19.4	
N of Valid	1070	933	814	681	3498	
N of Miss	161	213	104	97	575	

Table 196: If a kid carried a handgun in your neighborhood would he or she be caught by the police?





Response	6	8	10	12	Total	
NO!	14.7	20.9	22.8	25.2	20.3	
no	14.1	23.7	34.3	38.1	26.1	
yes	23.8	25.4	22.0	23.2	23.7	
YES!	47.4	30.0	20.9	13.5	30.0	
N of Valid	1068	927	813	682	3490	
N of Miss	162	217	104	96	579	

Table 197: If you wanted to get some cigarettes, how easy would it be for you to get some?





Response	6	8	10	12	Total	
Very hard	78.8	55.4	32.0	16.2	49.4	
Sort of hard	7.7	12.6	12.3	7.8	10.1	
Sort of easy	5.4	16.8	23.3	17.2	14.9	
Very easy	8.1	15.1	32.5	58.9	25.6	
N of Valid	1052	927	800	681	3460	
N of Miss	175	220	116	97	608	

Table 198: If you wanted to get some beer, wine or hard liquor (for example, vodka, whiskey, or gin), how easy would it be for you to get some?





Response	6	8	10	12	Total	
Very hard	75.1	48.5	24.8	14.7	44.5	
Sort of hard	10.4	15.1	14.5	13.4	13.2	
Sort of easy	7.0	18.4	26.2	26.6	18.3	
Very easy	7.4	18.0	34.5	45.3	23.9	
N of Valid	1053	919	798	680	3450	
N of Miss	178	227	119	98	622	

Table 199: If you wanted to get a drug like cocaine, LSD, or amphetamines, how easy would it be for you to get some?

Response	6	8	10	12	Total	
Very hard	94.1	87.2	69.3	56.8	79.2	
Sort of hard	2.8	7.0	15.7	18.0	9.9	
Sort of easy	1.4	2.5	7.3	13.7	5.5	
Very easy	1.7	3.4	7.8	11.5	5.5	
N of Valid	1052	920	797	679	3448	
N of Miss	179	227	120	98	624	

Table 200: If you wanted to get a handgun, how easy would it be for you to get one?

Response	6	8	10	12	Total	
Very hard	75.7	61.7	50.4	42.7	59.6	
Sort of hard	10.2	12.6	16.7	20.0	14.3	
Sort of easy	5.9	11.0	14.3	15.0	11.0	
Very easy	8.2	14.7	18.6	22.3	15.1	
N of Valid	1054	918	796	681	3449	
N of Miss	177	229	121	97	624	

Table 201: If you wanted to get some marijuana, how easy would it be for you to get some?

Response	6	8	10	12	Total	
Very hard	92.1	76.4	45.5	28.1	64.5	
Sort of hard	3.1	7.8	10.7	9.7	7.4	
Sort of easy	2.3	7.2	16.0	19.4	10.2	
Very easy	2.5	8.6	27.8	42.8	17.9	
N of Valid	1052	918	798	680	3448	
N of Miss	179	228	119	98	624	

Table 202: During the past 12 months, have you participated in any alcohol prevention programs or seen any alcohol prevention messages in your school or community? Yes, a school-based program focused on preventing underage drinking and/or drinking and driving.



Response	6	8	10	12	Total	
No	56.7	67.8	80.4	82.8	70.2	
Yes	43.3	32.2	19.6	17.2	29.8	
N of Valid	1231	1147	918	778	4074	
N of Miss	0	0	0	0	0	

Table 203: During the past 12 months, have you participated in any alcohol prevention programs or seen any alcohol prevention messages in your school or community? Yes, a community-based program focused on preventing underage drinking and/or drinking and driving (for example, through your church or temple or through youth groups like Boys and Girls Club or 4-H).



Response	6	8	10	12	Total	
No	85.5	91.2	91.4	92.8	89.8	
Yes	14.5	8.8	8.6	7.2	10.2	
N of Valid	1231	1147	918	778	4074	
N of Miss	0	0	0	0	0	

Table 204: During the past 12 months, have you participated in any alcohol prevention programs or seen any alcohol prevention messages in your school or community? Yes, a media campaign addressing underage drinking and/or drinking and driving (for example, newspaper ads, posters, pamphlets, radio, TV).



Response	6	8	10	12	Total	
No	85.6	88.8	90.5	88.9	88.3	
Yes	14.4	11.2	9.5	11.1	11.7	
N of Valid	1231	1147	918	778	4074	
N of Miss	0	0	0	0	0	

Table 205: During the past 12 months, have you participated in any alcohol prevention programs or seen any alcohol prevention messages in your school or community? No



Response	6	8	10	12	Total	
No	62.3	57.2	40.7	40.5	51.8	
Yes	37.7	42.8	59.3	59.5	48.2	
N of Valid	1231	1147	918	778	4074	
N of Miss	0	0	0	0	0	

Table 206: How wrong do your parents feel it would be for YOU to: drink beer, wine or hard liquor (for example, vodka, whiskey or gin) regularly?


Response	6	8	10	12	Total	
Very wrong	92.4	78.5	65.3	55.9	75.2	
Wrong	5.0	12.5	18.9	20.3	13.2	
A little bit wrong	1.6	7.1	12.0	18.5	8.8	
Not wrong at all	1.0	1.9	3.9	5.3	2.8	
N of Valid	1050	912	801	676	3439	
N of Miss	180	233	117	102	632	

Table 207: How wrong do your parents feel it would be for YOU to: smoke cigarettes?


Response	6	8	10	12	Total	
Very wrong	94.6	88.8	79.3	67.2	84.1	
Wrong	3.5	7.9	13.6	17.9	9.9	
A little bit wrong	1.1	2.0	4.9	9.0	3.8	
Not wrong at all	0.8	1.3	2.3	5.9	2.3	
N of Valid	1050	910	800	676	3436	
N of Miss	181	237	118	102	638	

Table 208: How wrong do your parents feel it would be for YOU to: smoke marijuana?


Response	6	8	10	12	Total	
Very wrong	98.2	94.7	87.2	81.4	91.4	
Wrong	1.3	3.2	6.5	10.1	4.8	
A little bit wrong	0.3	1.0	3.5	5.5	2.3	
Not wrong at all	0.2	1.1	2.8	3.0	1.6	
N of Valid	1043	906	798	673	3420	
N of Miss	188	241	120	104	653	

Table 209: How wrong do your parents feel it would be for YOU to: steal something worth more than \$5?

Response	6	8	10	12	Total	
Very wrong	90.2	87.7	83.7	85.3	87.1	
Wrong	6.7	9.4	11.9	9.8	9.2	
A little bit wrong	2.3	2.3	3.0	2.8	2.6	
Not wrong at all	0.9	0.7	1.4	2.1	1.2	
N of Valid	1048	909	798	675	3430	
N of Miss	183	238	120	103	644	

Table 210: How wrong do your parents feel it would be for YOU to: draw graffiti, write things, or draw pictures on buildings or other property (without the owner's permission)?

Response	6	8	10	12	Total	
Very wrong	92.2	86.6	83.0	80.1	86.2	
Wrong	5.4	7.8	11.8	13.6	9.1	
A little bit wrong	1.1	3.4	3.5	4.1	2.9	
Not wrong at all	1.2	2.2	1.8	2.1	1.8	
N of Valid	1044	908	799	675	3426	
N of Miss	187	238	118	103	646	

Table 211: How wrong do your parents feel it would be for YOU to: pick a fight with someone?

Response	6	8	10	12	Total	
Very wrong	77.4	63.7	56.6	58.8	65.3	
Wrong	12.6	19.9	23.3	24.6	19.4	
A little bit wrong	7.8	13.4	15.3	13.2	12.1	
Not wrong at all	2.1	3.0	4.8	3.4	3.2	
N of Valid	1046	909	797	674	3426	
N of Miss	184	237	120	104	645	

Table 212: During the past 12 months, have you talked with at least one of your parents about the dangers of underage drinking and/or drinking and driving? By parents, we mean either your biological parents, adoptive parents, stepparents, or adult guardians - whether or not they live with you.



Response	6	8	10	12	Total	
No	47.8	56.1	58.4	57.3	54.4	
Yes	52.2	43.9	41.6	42.7	45.6	
N of Valid	989	868	777	663	3297	
N of Miss	242	279	141	115	777	

Table 213: Have any of your brothers or sisters ever: drunk beer, wine or hard liquor (for example, vodka, whiskey or gin)?




Response	6	8	10	12	Total	
No	75.8	57.5	41.7	34.3	54.7	
Yes	20.5	37.8	53.1	59.8	40.5	
I don't have any brothers or sisters	3.8	4.7	5.3	5.9	4.8	
N of Valid	1031	897	797	674	3399	
N of Miss	199	249	120	104	672	

Table 214: Have any of your brothers or sisters ever: smoked marijuana?




Response	6	8	10	12	Total	
No	91.4	81.5	68.1	56.6	76.4	
Yes	4.9	13.7	26.4	37.6	18.8	
I don't have any brothers or sisters	3.7	4.8	5.5	5.8	4.8	
N of Valid	1029	896	795	675	3395	
N of Miss	201	250	122	103	676	

Table 215: Have any of your brothers or sisters ever: smoked cigarettes?




Response	6	8	10	12	Total	
No	80.4	69.2	57.1	48.9	65.7	
Yes	16.0	25.8	37.8	44.6	29.3	
I don't have any brothers or sisters	3.7	5.0	5.1	6.6	5.0	
N of Valid	1028	893	797	671	3389	
N of Miss	202	254	121	106	683	

Table 216: Have any of your brothers or sisters ever: taken a handgun to school?




Response	6	8	10	12	Total	
No	95.8	92.9	92.8	92.1	93.6	
Yes	0.5	2.6	2.3	2.2	1.8	
I don't have any brothers or sisters	3.7	4.5	4.9	5.6	4.6	
N of Valid	1023	890	794	674	3381	
N of Miss	208	256	123	104	691	

Table 217: Have any of your brothers or sisters ever: been suspended or expelled from school?




Response	6	8	10	12	Total	
No	71.8	64.2	59.9	62.1	65.1	
Yes	24.3	30.7	34.7	32.0	30.0	
I don't have any brothers or sisters	3.9	5.0	5.4	5.8	4.9	
N of Valid	1029	895	798	671	3393	
N of Miss	200	251	120	105	676	

Table 218: The rules in my family are clear.





Response	6	8	10	12	Total	
NO!	4.4	4.5	5.2	3.6	4.4	
no	6.2	8.8	8.4	10.6	8.3	
yes	23.2	34.7	40.5	42.3	34.1	
YES!	66.2	52.1	45.9	43.6	53.2	
N of Valid	1018	897	795	672	3382	
N of Miss	213	250	123	105	691	

Table 219: People in my family often insult or yell at each other.

Response	6	8	10	12	Total	
NO!	39.7	27.7	22.1	23.4	29.1	
no	27.7	36.4	38.8	38.5	34.8	
yes	20.3	25.5	27.8	26.8	24.7	
YES!	12.4	10.5	11.3	11.3	11.4	
N of Valid	1011	888	796	672	3367	
N of Miss	219	257	122	106	704	

Table 220: When I am not at home, one of my parents knows where I am and who I am with.

Response	6	8	10	12	Total	
NO!	4.1	4.9	5.5	3.7	4.6	
no	3.6	6.5	6.3	10.4	6.3	
yes	20.8	28.8	40.9	42.3	32.0	
YES!	71.6	59.9	47.3	43.5	57.1	
N of Valid	1009	883	795	671	3358	
N of Miss	220	261	123	107	711	

Table 221: We argue about the same things in my family over and over.

Response	6	8	10	12	Total	
NO!	45.1	27.1	18.1	17.0	28.4	
no	28.3	35.5	34.8	33.6	32.8	
yes	15.0	25.3	33.4	33.3	25.8	
YES!	11.5	12.0	13.7	16.0	13.1	
N of Valid	1006	884	796	669	3355	
N of Miss	223	261	122	109	715	

Table 222: If you drank some beer or wine or liquor (for example, vodka, whiskey, or gin) without your parents' permission, would you be caught by your parents?

Response	6	8	10	12	Total	
NO!	10.0	11.8	18.0	19.3	14.2	
no	6.6	15.8	31.1	41.2	21.7	
yes	11.4	24.4	26.0	21.3	20.2	
YES!	72.1	48.0	25.0	18.2	43.8	
N of Valid	1004	880	789	672	3345	
N of Miss	224	267	129	106	726	

Table 223: My family has clear rules about alcohol and drug use.

Response	6	8	10	12	Total	
NO!	7.0	6.3	7.6	6.4	6.8	
no	5.3	10.5	13.1	15.6	10.6	
yes	14.4	21.4	31.0	34.4	24.2	
YES!	73.4	61.9	48.3	43.6	58.4	
N of Valid	1002	880	791	674	3347	
N of Miss	229	266	127	104	726	

Table 224: If you carried a handgun without your parents' permission, would you be caught by your parents?

Response	6	8	10	12	Total	
NO!	7.0	8.5	10.6	10.4	8.9	
no	2.9	7.2	15.3	17.4	9.9	
yes	11.9	17.1	22.2	27.3	18.8	
YES!	78.3	67.2	51.9	44.9	62.4	
N of Valid	1003	875	790	671	3339	
N of Miss	228	269	128	106	731	

Table 225: If you skipped school would you be caught by your parents?

Response	6	8	10	12	Total	
NO!	6.1	7.9	10.3	9.2	8.2	
no	4.6	8.5	15.0	17.7	10.7	
yes	12.7	20.1	27.8	31.8	22.1	
YES!	76.6	63.5	47.0	41.2	59.0	
N of Valid	996	872	788	672	3328	
N of Miss	231	274	130	106	741	

Table 226: Do you feel very close to your mother?

Response	6	8	10	12	Total	
NO!	4.5	9.3	10.3	9.5	8.1	
no	5.3	9.4	12.2	12.2	9.4	
yes	15.1	24.6	30.5	29.9	24.2	
YES!	75.1	56.8	46.9	48.5	58.3	
N of Valid	995	874	786	666	3321	
N of Miss	233	273	131	112	749	

Table 227: Do you share your thoughts and feelings with your mother?

Response	6	8	10	12	Total	
NO!	11.1	15.7	15.4	11.1	13.3	
no	14.3	21.3	23.8	23.4	20.2	
yes	22.6	24.3	32.7	30.1	27.0	
YES!	52.0	38.7	28.1	35.4	39.5	
N of Valid	987	868	786	667	3308	
N of Miss	242	277	131	110	760	

Table 228: My parents ask me what I think before most family decisions affecting me are made.

Response	6	8	10	12	Total	
NO!	13.3	14.6	15.5	12.6	14.0	
no	14.3	22.1	23.1	25.3	20.7	
yes	30.4	32.5	37.6	39.7	34.5	
YES!	41.9	30.8	23.8	22.3	30.7	
N of Valid	976	869	785	667	3297	
N of Miss	255	276	132	111	774	

Table 229: Do you share your thoughts and feelings with your father?

Response	6	8	10	12	Total	
NO!	25.5	27.2	27.5	28.2	27.0	
no	18.7	24.5	25.7	28.9	23.9	
yes	22.3	22.8	27.4	24.2	24.0	
YES!	33.5	25.5	19.4	18.7	25.1	
N of Valid	984	871	785	657	3297	
N of Miss	245	275	133	119	772	

Table 230: Do you enjoy spending time with your mother?

Response	6	8	10	12	Total	
NO!	4.0	6.7	8.9	7.6	6.6	
no	2.1	7.0	8.4	7.4	6.0	
yes	22.5	32.3	39.6	44.4	33.5	
YES!	71.4	54.0	43.2	40.6	53.9	
N of Valid	985	867	778	662	3292	
N of Miss	245	279	139	114	777	

Table 231: Do you enjoy spending time with your father?

Response	6	8	10	12	Total	
NO!	10.3	13.5	15.9	17.1	13.8	
no	4.2	10.0	13.0	11.8	9.4	
yes	21.4	28.3	34.3	40.8	30.2	
YES!	64.0	48.2	36.9	30.2	46.6	
N of Valid	970	866	776	659	3271	
N of Miss	257	281	141	117	796	

Table 232: If I had a personal problem, I could ask my mom or dad for help.

Response	6	8	10	12	Total	
NO!	5.7	10.0	10.6	9.0	8.6	
no	4.3	10.9	15.0	11.4	10.0	
yes	21.0	28.6	32.9	37.4	29.1	
YES!	69.0	50.5	41.5	42.1	52.2	
N of Valid	989	868	785	665	3307	
N of Miss	242	278	132	113	765	

Table 233: Do you feel very close to your father?

Response	6	8	10	12	Total	
NO!	13.6	16.7	19.8	21.4	17.4	
no	8.2	14.4	19.4	21.4	15.1	
yes	17.2	25.0	27.7	29.2	24.2	
YES!	61.1	44.0	33.2	28.0	43.3	
N of Valid	979	864	784	660	3287	
N of Miss	249	282	134	118	783	

Table 234: My parents give me lots of chances to do fun things with them.


Response	6	8	10	12	Total	
NO!	5.7	9.4	12.4	11.1	9.3	
no	9.2	14.1	21.7	24.3	16.5	
yes	22.9	29.7	35.5	35.9	30.3	
YES!	62.3	46.8	30.4	28.7	43.9	
N of Valid	991	872	789	666	3318	
N of Miss	238	275	129	112	754	

Table 235: My parents ask if I've gotten my homework done.


Response	6	8	10	12	Total	
NO!	1.9	3.1	6.7	9.3	4.9	
no	1.1	5.8	11.6	19.6	8.6	
yes	18.7	31.6	39.4	40.5	31.4	
YES!	78.3	59.5	42.3	30.6	55.2	
N of Valid	991	866	790	669	3316	
N of Miss	240	281	126	109	756	

Table 236: People in my family have serious arguments.

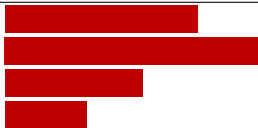
Response	6	8	10	12	Total	
NO!	40.3	28.7	22.4	21.9	29.3	
no	31.1	42.2	43.7	44.4	39.7	
yes	17.2	18.6	22.7	23.3	20.1	
YES!	11.5	10.4	11.2	10.4	10.9	
N of Valid	978	864	789	666	3297	
N of Miss	249	283	129	111	772	

Table 237: Would your parents know if you did not come home on time?

Response	6	8	10	12	Total	
NO!	5.1	4.6	6.3	7.8	5.8	
no	7.2	10.3	11.6	13.5	10.3	
yes	21.4	29.7	38.1	40.8	31.5	
YES!	66.3	55.3	44.0	37.8	52.3	
N of Valid	976	861	779	666	3282	
N of Miss	253	284	139	112	788	

Table 238: It is important to be honest with your parents, even if they become upset or you get punished.

Response	6	8	10	12	Total	
NO!	3.0	4.4	5.5	5.9	4.5	
no	2.9	7.0	9.0	10.2	6.9	
yes	20.0	30.5	39.4	41.3	31.7	
YES!	74.2	58.1	46.1	42.6	56.9	
N of Valid	980	862	785	666	3293	
N of Miss	251	285	133	112	781	

Table 239: My parents notice when I am doing a good job and let me know about it.

Response	6	8	10	12	Total	
Never or Almost Never	7.3	8.2	10.0	10.0	8.7	
Sometimes	19.3	24.5	31.5	29.7	25.7	
Often	25.3	26.4	28.2	28.6	26.9	
All the time	48.2	41.0	30.3	31.7	38.7	
N of Valid	976	857	791	669	3293	
N of Miss	255	289	127	108	779	

Table 240: How often do your parents tell you they're proud of you for something you've done?





Response	6	8	10	12	Total	
Never or Almost Never	5.3	8.8	11.1	10.4	8.6	
Sometimes	16.1	21.4	29.0	27.5	22.9	
Often	28.1	28.8	31.1	32.4	29.9	
All the time	50.5	41.1	28.8	29.6	38.6	
N of Valid	968	852	787	672	3279	
N of Miss	263	295	131	105	794	

Table 241: How many brothers and sisters, including stepbrothers and stepsisters, do you have that are younger than you?








Response	6	8	10	12	Total	
0	31.2	31.7	35.4	35.4	33.2	
1	28.9	27.1	27.6	25.2	27.4	
2	17.7	16.1	14.5	16.0	16.2	
3	9.6	9.9	9.7	8.5	9.5	
4	5.1	5.8	5.6	5.7	5.5	
5	3.4	2.5	3.2	3.4	3.1	
6 or more	4.2	6.9	4.1	5.8	5.2	
N of Valid	950	849	786	670	3255	
N of Miss	274	297	131	108	810	

Table 242: How many brothers and sisters, including stepbrothers and stepsisters, do you have that are older than you?








Response	6	8	10	12	Total	
0	27.4	28.0	30.1	32.5	29.2	
1	26.6	25.0	24.9	24.8	25.4	
2	17.6	18.4	18.4	17.6	18.0	
3	10.2	11.6	9.5	10.5	10.5	
4	6.9	6.6	6.1	5.7	6.4	
5	4.0	4.0	3.7	3.5	3.8	
6 or more	7.4	6.4	7.2	5.4	6.7	
N of Valid	961	853	787	665	3266	
N of Miss	268	293	130	113	804	

Table 243: Have you changed homes in the past year (the last 12 months)?



Response	6	8	10	12	Total	
No	73.1	70.7	78.8	76.1	74.5	
Yes	26.9	29.3	21.2	23.9	25.5	
N of Valid	959	851	791	669	3270	
N of Miss	272	296	127	109	804	

Table 244: How many times have you changed homes since kindergarten?






Response	6	8	10	12	Total	
Never	37.5	29.4	30.3	26.0	31.3	
1 or 2 times	34.0	33.1	31.7	34.1	33.2	
3 or 4 times	14.8	18.8	17.8	18.7	17.4	
5 or 6 times	7.3	9.8	10.3	10.5	9.3	
7 or more times	6.4	8.9	10.0	10.6	8.8	
N of Valid	947	846	783	668	3244	
N of Miss	283	301	135	110	829	

Table 245: Have you changed schools (including changing from elementary to middle and middle to high school) in the past year?



Response	6	8	10	12	Total	
No	49.5	62.7	50.4	82.9	60.0	
Yes	50.5	37.3	49.6	17.1	40.0	
N of Valid	943	837	782	666	3228	
N of Miss	288	310	136	112	846	

Table 246: How many times have you changed schools since kindergarten (including changing from elementary to middle and middle to high school)?

Response	6	8	10	12	Total	
Never	31.0	23.1	22.0	21.9	24.9	
1 or 2 times	39.1	36.3	23.9	21.1	31.0	
3 or 4 times	20.4	24.2	29.3	30.4	25.6	
5 or 6 times	6.7	9.5	15.6	18.3	11.9	
7 or more times	2.9	6.9	9.1	8.4	6.5	
N of Valid	946	831	777	668	3222	
N of Miss	284	316	140	110	850	

Table 247: Has anyone in your family ever had severe alcohol or drug problems?

Response	6	8	10	12	Total	
No	73.1	69.1	56.0	50.9	63.3	
Yes	26.9	30.9	44.0	49.1	36.7	
N of Valid	937	838	780	668	3223	
N of Miss	294	309	138	110	851	

Table 248: About how many adults (over 21) have you known personally who in the past year have: used marijuana, crack, cocaine, or other drugs?

Response	6	8	10	12	Total	
0	78.3	67.9	53.0	42.7	62.2	
1	11.2	13.9	15.3	15.6	13.8	
2	4.0	6.4	10.0	13.1	8.0	
3-4	2.9	3.4	8.5	11.5	6.2	
5+	3.6	8.4	13.2	17.1	9.9	
N of Valid	941	826	772	662	3201	
N of Miss	290	320	146	116	872	

Table 249: About how many adults (over 21) have you known personally who in the past year have: sold or dealt drugs?






Response	6	8	10	12	Total	
0	85.9	76.9	66.1	58.9	73.2	
1	7.8	8.1	12.5	13.5	10.2	
2	2.9	5.8	8.2	10.4	6.5	
3-4	1.3	4.1	4.7	6.7	3.9	
5+	2.1	5.0	8.6	10.6	6.2	
N of Valid	936	824	769	661	3190	
N of Miss	294	323	149	117	883	

Table 250: About how many adults (over 21) have you known personally who in the past year have: done other things that could get them in trouble with the police, like stealing, selling stolen goods, mugging or assaulting others, etc.?






Response	6	8	10	12	Total	
0	80.6	71.8	61.2	57.7	68.9	
1	10.3	11.5	15.1	13.4	12.4	
2	3.5	5.7	7.7	8.3	6.1	
3-4	2.6	4.3	6.1	6.8	4.7	
5+	3.0	6.7	9.9	13.7	7.8	
N of Valid	939	823	769	662	3193	
N of Miss	291	324	149	116	880	

Table 251: About how many adults (over 21) have you known personally who in the past year have: gotten drunk or high?






Response	6	8	10	12	Total	
0	61.0	45.7	30.2	22.3	41.6	
1	19.3	19.3	16.5	13.2	17.4	
2	6.3	10.6	11.2	14.3	10.2	
3-4	4.2	6.4	12.0	12.4	8.3	
5+	9.3	18.0	30.2	37.8	22.4	
N of Valid	939	823	769	659	3190	
N of Miss	292	324	148	119	883	

Table 252: Have you seen or heard information about underage drinking in the past 12 months from the following sources? Radio

Response	6	8	10	12	Total	
No	48.0	41.9	41.4	43.1	43.8	
Yes	52.0	58.1	58.6	56.9	56.2	
N of Valid	931	809	763	656	3159	
N of Miss	299	338	154	122	913	

Table 253: Have you seen or heard information about underage drinking in the past 12 months from the following sources? TV.

Response	6	8	10	12	Total	
No	21.7	18.6	20.4	21.0	20.5	
Yes	78.3	81.4	79.6	79.0	79.5	
N of Valid	930	810	769	656	3165	
N of Miss	301	337	149	122	909	

Table 254: Have you seen or heard information about underage drinking in the past 12 months from the following sources? Print. This includes information on underage drinking you may have seen in the newspaper, on a billboard, in pamphlets, on stickers, etc.

Response	6	8	10	12	Total	
No	41.2	39.9	39.5	37.8	39.7	
Yes	58.8	60.1	60.5	62.2	60.3	
N of Valid	928	810	765	656	3159	
N of Miss	302	337	152	122	913	

Table 255: Have you seen or heard information about underage drinking in the past 12 months from the following sources? Website or social media? (Facebook, Myspace, website, etc.)

Response	6	8	10	12	Total	
No	51.7	43.8	37.6	35.5	42.9	
Yes	48.3	56.2	62.4	64.5	57.1	
N of Valid	929	808	765	654	3156	
N of Miss	302	339	153	124	918	

Table 256: The next questions ask about your opinions of the information you saw or heard. If you have seen or heard more than one ad, please think about your favorite ad when answering these questions. The information about underage drinking that I saw or heard was convincing.

Response	6	8	10	12	Total	
NO!	25.9	19.9	17.3	15.3	20.1	
no	6.6	14.7	19.2	20.9	14.7	
yes	18.8	25.5	34.8	36.2	28.0	
YES!	32.1	27.6	19.4	15.3	24.4	
I have not seen or heard any ads about underage drinking in the past 12 months.	16.6	12.4	9.4	12.4	12.9	
N of Valid	920	809	759	647	3135	
N of Miss	308	336	156	130	930	

Table 257: The next questions ask about your opinions of the information you saw or heard. If you have seen or heard more than one ad, please think about your favorite ad when answering these questions. The information about underage drinking that I saw or heard grabbed my attention.

Response	6	8	10	12	Total	
NO!	22.0	16.8	14.5	13.1	17.0	
no	8.6	17.6	21.6	20.6	16.5	
yes	18.9	23.7	34.4	37.7	27.8	
YES!	33.9	29.4	19.5	15.9	25.6	
I have not seen or heard any ads about underage drinking in the past 12 months.	16.5	12.6	9.9	12.7	13.1	
N of Valid	919	803	758	647	3127	
N of Miss	311	342	160	131	944	

Table 258: The next questions ask about your opinions of the information you saw or heard. If you have seen or heard more than one ad, please think about your favorite ad when answering these questions. The information about underage drinking that I saw or heard said something important to me.

Response	6	8	10	12	Total	
NO!	19.8	17.4	14.0	14.2	16.6	
no	7.6	18.2	25.3	25.4	18.3	
yes	17.9	22.7	29.6	32.8	25.1	
YES!	37.9	29.3	21.2	13.9	26.7	
I have not seen or heard any ads about underage drinking in the past 12 months.	16.9	12.4	9.9	13.6	13.4	
N of Valid	911	806	758	646	3121	
N of Miss	319	341	160	132	952	

Table 259: The next questions ask about your opinions of the information you saw or heard. If you have seen or heard more than one ad, please think about your favorite ad when answering these questions. Seeing or hearing this information about underage drinking made me want to stop or decrease my drinking.










Response	6	8	10	12	Total	
NO!	21.6	17.8	19.5	19.7	19.7	
no	4.0	14.7	21.0	24.1	15.2	
yes	8.0	13.8	21.1	25.5	16.5	
YES!	29.4	30.4	23.4	14.8	25.1	
I have not seen or heard any ads about underage drinking in the past 12 months.	36.9	23.3	14.9	15.9	23.5	
N of Valid	846	776	743	635	3000	
N of Miss	383	370	175	143	1071	

Table 260: How honest were you in filling out this survey?

Response	6	8	10	12	Total	
I was very honest	83.1	80.9	83.4	84.1	82.8	
I was honest pretty much of the time	13.4	15.9	12.5	12.9	13.7	
I was honest some of the time	2.9	2.3	2.8	2.9	2.7	
I was honest once in a while	0.5	0.9	1.3	0.2	0.7	
I was not honest at all	0.0	0.0	0.0	0.0	0.0	
N of Valid	931	817	776	660	3184	
N of Miss	300	329	140	118	887	