

2019 APNA

Arkansas Prevention Needs Assessment Survey

Region 11 Frequency Distribution Tables

Counties: Calhoun, Columbia, Dallas, Nevada, Ouachita, Union

Arkansas Department of Human Services,
Division of Aging, Adults, and Behavioral
Health Services
And
University of Arkansas at Little Rock
MidSOUTH Center for Prevention and Training

Contents

1	INTRODUCTION	11
2	PERCENTAGE TABLES	15

List of Frequency Distribution Tables

1	Gender	16
2	Age	16
3	Are you Hispanic or Latino?	16
4	What is your race? Black or African American	17
5	What is your race? Asian	17
6	What is your race? American Indian	17
7	What is your race? Alaska Native	17
8	What is your race? White	18
9	What is your race? Native Hawaiian or Other Pacific Islander	18
10	What is your race? Other	18
11	What is the highest level of schooling completed by your mother or father?	19
12	Think of where you live most of the time. Which of the following people live there with you? Mother	19
13	Think of where you live most of the time. Which of the following people live there with you? Stepmother	19
14	Think of where you live most of the time. Which of the following people live there with you? Foster Mother	20
15	Think of where you live most of the time. Which of the following people live there with you? Grandmother	20
16	Think of where you live most of the time. Which of the following people live there with you? Aunt	20
17	Think of where you live most of the time. Which of the following people live there with you? Father	20
18	Think of where you live most of the time. Which of the following people live there with you? Stepfather	21
19	Think of where you live most of the time. Which of the following people live there with you? Foster Father	21
20	Think of where you live most of the time. Which of the following people live there with you? Grandfather	21
21	Think of where you live most of the time. Which of the following people live there with you? Uncle	21
22	Think of where you live most of the time. Which of the following people live there with you? Other Adults	22
23	Think of where you live most of the time. Which of the following people live there with you? Brother(s)	22
24	Think of where you live most of the time. Which of the following people live there with you? Stepbrother(s)	22
25	Think of where you live most of the time. Which of the following people live there with you? Sister(s)	22
26	Think of where you live most of the time. Which of the following people live there with you? Stepsister(s)	23

27	Think of where you live most of the time. Which of the following people live there with you? Other Children	23
28	In my school, students have lots of chances to help decide things like class activities and rules.	23
29	Teachers ask me to work on special classroom projects.	23
30	My teacher(s) notices when I am doing a good job and lets me know about it.	24
31	There are lots of chances for students in my school to get involved in sports, clubs, and other school activities outside of class.	24
32	There are lots of chances for students in my school to talk with a teacher one-on-one.	24
33	I feel safe at my school.	25
34	The school lets my parents know when I have done something well.	25
35	My teachers praise me when I work hard in school.	25
36	Are your school grades better than the grades of most students in your class?	26
37	I have lots of chances to be part of class discussions or activities.	26
38	Now thinking back over the past year in school, how often did you: enjoy being in school?	26
39	Now thinking back over the past year in school, how often did you: hate being in school?	27
40	Now thinking back over the past year in school, how often did you: try to do your best work in school?	27
41	How often do you feel that the school work you are assigned is meaningful and important?	27
42	Putting them all together, what were your grades like last year?	28
43	How important do you think the things you are learning in school are going to be for your later life?	28
44	During the LAST FOUR WEEKS how many whole days of school have you missed because you skipped or "cut"?	28
45	What are the chances you would be seen as cool if you: smoked cigarettes?	29
46	What are the chances you would be seen as cool if you: worked hard at school?	29
47	What are the chances you would be seen as cool if you: began drinking alcoholic beverages regularly, that is, at least once or twice a month?	29
48	What are the chances you would be seen as cool if you: defended someone who was being bullied?	30
49	What are the chances you would be seen as cool if you: smoked marijuana?	30
50	What are the chances you would be seen as cool if you: carried a handgun?	30
51	What are the chances you would be seen as cool if you: used e-cigarettes, e-cigars or e-hookahs (vaping)?	31

52	What are the chances you would be seen as cool if you: bullied someone or cyber bullied someone?	31
53	Think of your four best friends (the friends you feel closest to). In the past year (12 months), how many of your best friends have: participated in clubs, organizations or activities at school?	31
54	Think of your four best friends (the friends you feel closest to). In the past year (12 months), how many of your best friends have: smoked cigarettes?	32
55	Think of your four best friends (the friends you feel closest to). In the past year (12 months), how many of your best friends have: tried beer, wine or hard liquor (for example, vodka, whiskey, or gin) when their parents didn't know about it?	32
56	Think of your four best friends (the friends you feel closest to). In the past year (12 months), how many of your best friends have: used e-cigarettes, e-cigars, or e-hookahs?	32
57	Think of your four best friends (the friends you feel closest to). In the past year (12 months), how many of your best friends have: used marijuana?	33
58	Think of your four best friends (the friends you feel closest to). In the past year (12 months), how many of your best friends have: used prescription drugs or non-prescription drugs for the purpose of getting high?	33
59	Think of your four best friends (the friends you feel closest to). In the past year (12 months), how many of your best friends have: used synthetic marijuana (K2, spice) or bath salts?	33
60	Think of your four best friends (the friends you feel closest to). In the past year (12 months), how many of your best friends have: used LSD, cocaine, amphetamines, or other illegal drugs?	34
61	Think of your four best friends (the friends you feel closest to). In the past year (12 months), how many of your best friends have: been bullied?	34
62	Think of your four best friends (the friends you feel closest to). In the past year (12 months), how many of your best friends have: been suspended from school?	34
63	Think of your four best friends (the friends you feel closest to). In the past year (12 months), how many of your best friends have: carried a handgun?	35
64	Think of your four best friends (the friends you feel closest to). In the past year (12 months), how many of your best friends have: sold illegal drugs?	35
65	Think of your four best friends (the friends you feel closest to). In the past year (12 months), how many of your best friends have: regularly attended religious services?	35

66	Think of your four best friends (the friends you feel closest to). In the past year (12 months), how many of your best friends have: stolen or tried to steal a motor vehicle such as a car or motorcycle?	36
67	Think of your four best friends (the friends you feel closest to). In the past year (12 months), how many of your best friends have: been arrested?	36
68	Think of your four best friends (the friends you feel closest to). In the past year (12 months), how many of your best friends have: dropped out of school?	36
69	Think of your four best friends (the friends you feel closest to). In the past year (12 months), how many of your best friends have: been members of a gang?	37
70	How old were you when you first: smoked marijuana?	37
71	How old were you when you first: smoked a cigarette, even just a puff?	38
72	How old were you when you first: had more than a sip or two of beer, wine or hard liquor (for example, vodka, whiskey, or gin)?	38
73	How old were you when you first: began drinking alcoholic beverages regularly, that is, at least once or twice a month?	39
74	How old were you when you first: used Pegaramide (peg, Peggy)?	39
75	How old were you when you first: got suspended from school?	40
76	How old were you when you first: got arrested?	40
77	How old were you when you first: carried a handgun?	41
78	How old were you when you first: used e-cigarettes, e-cigars, or e-hookahs (vaping)?	41
79	How old were you when you first: belonged to a gang?	42
80	How old were you when you first: used prescription drugs not prescribed to you?	42
81	How wrong do you think it is for someone your age to: take a handgun to school?	43
82	How wrong do you think it is for someone your age to: steal anything?	43
83	How wrong do you think it is for someone your age to: pick a fight with someone?	43
84	How wrong do you think it is for someone your age to: attack someone with the idea of seriously hurting them?	44
85	How wrong do you think it is for someone your age to: stay away from school all day when their parents think they are at school?	44
86	How wrong do you think it is for someone your age to: drink beer, wine or hard liquor (for example, vodka, whiskey, or gin) regularly?	44
87	How wrong do you think it is for someone your age to: smoke cigarettes?	45
88	How wrong do you think it is for someone your age to: smoke marijuana?	45

89	How wrong do you think it is for someone your age to: use prescription drugs or non-prescription drugs for the purpose of getting high?	45
90	How wrong do you think it is for someone your age to: use synthetic marijuana (K2, spice) or bath salts?	46
91	How wrong do you think it is for someone your age to: use LSD, cocaine, amphetamines or another illegal drug?	46
92	How wrong do you think it is for someone your age to: use e-cigarettes, e-cigars or e-hookahs (vaping)?	46
93	At school during the past 12 months, did you receive help from the resource teacher, speech therapist or other special education teacher?	47
94	How many times in the past year (12 months) have you: been suspended from school?	47
95	How many times in the past year (12 months) have you: carried a handgun?	47
96	How many times in the past year (12 months) have you: sold illegal drugs?	48
97	How many times in the past year (12 months) have you: stolen or tried to steal a motor vehicle such as a car or motorcycle?	48
98	How many times in the past year (12 months) have you: participated in clubs, organizations or activities at school?	48
99	How many times in the past year (12 months) have you: been arrested?	49
100	How many times in the past year (12 months) have you: attacked someone with the idea of seriously hurting them?	49
101	How many times in the past year (12 months) have you: been drunk or high at school?	49
102	How many times in the past year (12 months) have you: taken a handgun to school?	50
103	How many times in the past year (12 months) have you: used e-cigarettes, e-cigars, or e-hookahs (vaping)?	50
104	Are you currently on probation, or assigned a probation officer with Juvenile Court?	50
105	Have you ever belonged to a gang?	51
106	If you have ever belonged to a gang, did that gang have a name?	51
107	You are at a party at someone's house, and one of your friends offers you a drink containing alcohol. What would you say or do?	51
108	How often do you attend religious services or activities?	52
109	I think sometimes it's okay to cheat at school.	52
110	It is important to think before you act.	52
111	Sometimes I think that life is not worth it.	53
112	At times I think I am no good at all.	53
113	All in all, I am inclined to think that I am a failure.	53
114	In the past year, have you felt depressed or sad MOST days, even if you felt okay sometimes?	54
115	It is all right to beat up people if they start the fight.	54

116	I think it is okay to take something without asking if you can get away with it.	54
117	Where do you get the most information about living a drug and alcohol free life? Parents/guardians	55
118	Where do you get the most information about living a drug and alcohol free life? Friends	55
119	Where do you get the most information about living a drug and alcohol free life? Family members	55
120	Where do you get the most information about living a drug and alcohol free life? School	56
121	Where do you get the most information about living a drug and alcohol free life? Internet	56
122	Where do you get the most information about living a drug and alcohol free life? TV	56
123	Where do you get the most information about living a drug and alcohol free life? Social media	57
124	How much do you think people risk harming themselves (physically or in other ways) if they: smoked one or more packs of cigarettes per day?	57
125	How much do you think people risk harming themselves (physically or in other ways) if they: try marijuana once or twice?	57
126	How much do you think people risk harming themselves (physically or in other ways) if they: smoke marijuana once or twice a week?	58
127	How much do you think people risk harming themselves (physically or in other ways) if they: take one or two drinks of an alcoholic beverage (beer, wine, liquor) nearly every day?	58
128	How much do you think people risk harming themselves (physically or in other ways) if they: have five or more drinks of an alcoholic beverage once or twice a weekend?	58
129	How much do you think people risk harming themselves (physically or in other ways) if they: use prescription drugs that are not prescribed to them?	59
130	How much do you think people risk harming themselves (physically or in other ways) if they: use non-prescription drugs to get high?	59
131	How much do you think people risk harming themselves (physically or in other ways) if they: use e-cigarettes, e-cigars, or e-hookahs?	59
132	Have you ever used smokeless tobacco (chew, snuff, plug, dipping tobacco, or chewing tobacco)?	60
133	How often have you used smokeless tobacco during the past 30 days?	60
134	Have you ever smoked cigarettes?	60
135	How frequently have you smoked cigarettes during the past 30 days?	61
136	Which statement best describes rules about smoking inside your home or your family cars?	61
137	Have you ever used e-cigarettes, e-cigars, or e-hookahs (vaping)?	61

138	How frequently have you used e-cigarettes, e-cigars, or e-hookahs (vaping)?	62
139	During this school year, were you taught in any of your classes about the dangers of tobacco use?	62
140	During the past 12 months, have you participated in any community activities to discourage people your age from using cigarettes, chewing tobacco, snuff, dip or cigars, e-cigarettes, e-cigars, or e-hookahs?	62
141	Think back over the last two weeks. How many times have you had five or more alcoholic drinks in a row?	63
142	During the past 30 days, how many times did you ride in a car or other vehicle driven by someone who had been drinking alcohol or using drugs to get high?	63
143	During the past 30 days, how many times did you drive a car or other vehicle when you had been drinking alcohol or using drugs to get high?	63
144	If you drank alcohol (not just a sip or taste) in the past year, where did you usually drink it?	64
145	How do you feel about someone your age having one or two drinks of an alcoholic beverage nearly every day?	64
146	On how many occasions have you had alcoholic beverages (beer, wine or hard liquor) to drink in your lifetime - more than just a few sips?	64
147	On how many occasions have you drunk one or more drinks of an alcoholic beverage during the past 30 days?	65
148	On how many occasions have you used marijuana (grass, pot) or hashish (hash, hash oil) in your lifetime?	65
149	On how many occasions have you used marijuana (grass, pot) or hashish (hash, hash oil) during the past 30 days?	65
150	On how many occasions have you used LSD or other psychedelics in your lifetime?	66
151	On how many occasions have you used LSD or other psychedelics during the past 30 days?	66
152	On how many occasions have you used cocaine or crack in your lifetime?	66
153	On how many occasions have you used cocaine or crack during the past 30 days?	67
154	On how many occasions have you sniffed glue, breathed the contents of an aerosol spray can, or inhaled other gases or sprays, in order to get high in your lifetime?	67
155	On how many occasions have you sniffed glue, breathed the contents of an aerosol spray can, or inhaled other gases or sprays, in order to get high during the past 30 days?	67
156	On how many occasions have you used Pegaramide (peg, Peggy, etc.) in your lifetime?	68

157	On how many occasions have you used Pegaramide (peg, Peggy, etc.) during the past 30 days?	68
158	On how many occasions have you used synthetic marijuana (K2, spice) in your lifetime?	68
159	On how many occasions have you used synthetic marijuana (K2, spice) during the past 30 days?	69
160	On how many occasions have you used methamphetamines (meth, speed, crank, crystal meth) in your lifetime?	69
161	On how many occasions have you used methamphetamines (meth, speed, crank, crystal meth) in the past 30 days?	69
162	On how many occasions have you used other chemical products (bath salts, plant food, etc.) in your lifetime?	70
163	On how many occasions have you used other chemical products (bath salts, plant food, etc.) during the past 30 days?	70
164	On how many occasions have you used heroin or other opiates in your lifetime?	70
165	On how many occasions have you used heroin or other opiates during the past 30 days?	71
166	On how many occasions have you used MDMA ('X', 'E', or ecstasy) in your lifetime?	71
167	On how many occasions have you used MDMA ('X', 'E', or ecstasy) during the past 30 days?	71
168	On how many occasions have you taken prescription drugs (such as Valium, Xanax, Ritalin, Adderall, OxyContin, Tramadol, or sleeping pills) not prescribed to you in your lifetime?	72
169	On how many occasions have you taken prescription drugs (such as Valium, Xanax, Ritalin, Adderall, OxyContin, Tramadol, or sleeping pills) not prescribed to you during the past 30 days?	72
170	On how many occasions have you taken non-prescription medicines such as diet pills (for example, Dietac, Dexatrim or Prolamine), stay-awake pills (for example No-Doz, Vivarin, or Wake), or cough or cold medicines (robos, DXM, etc.) to get high in your lifetime?	72
171	On how many occasions have you taken non-prescription medicines such as diet pills (for example, Dietac, Dexatrim or Prolamine), stay-awake pills (for example No-Doz, Vivarin, or Wake), or cough or cold medicines (robos, DXM, etc.) to get high during the past 30 days?	73
172	On how many occasions have you been drunk or very high from drinking alcoholic beverages during the past 30 days?	73
173	On how many occasions have you drunk flavored alcoholic beverages, sometimes called 'alcopops' (like Mike's Hard Lemonade, Smirnoff Ice, Bacardi Breezers, etc.) in your lifetime?	73
174	On how many occasions have you drunk flavored alcoholic beverages, sometimes called 'alcopops' (like Mike's Hard Lemonade, Smirnoff Ice, Bacardi Breezers, etc.) during the past 30 days?	74

175	If you smoked cigarettes (not just a puff or drag) in the past year, how did you usually get them?	74
176	If you used e-cigarettes, e-cigars, or e-hookahs (not just a puff or drag) in the past year, how did you usually get them? - I did not use e-cigarettes, e-cigars, or e-hookahs in the past year	75
177	If you used e-cigarettes, e-cigars, or e-hookahs (not just a puff or drag) in the past year, how did you usually get them? - I bought them in a store such as a convenience store, supermarket, discount store, or gas station	75
178	If you used e-cigarettes, e-cigars, or e-hookahs (not just a puff or drag) in the past year, how did you usually get them? - I got them on the Internet	75
179	If you used e-cigarettes, e-cigars, or e-hookahs (not just a puff or drag) in the past year, how did you usually get them? - I got them at a store that sells electronic cigarettes, such as a "vape shop"	75
180	If you used e-cigarettes, e-cigars, or e-hookahs (not just a puff or drag) in the past year, how did you usually get them? - I got them from a family member	76
181	If you used e-cigarettes, e-cigars, or e-hookahs (not just a puff or drag) in the past year, how did you usually get them? - I got them from a friend	76
182	If you used e-cigarettes, e-cigars, or e-hookahs (not just a puff or drag) in the past year, how did you usually get them? - A stranger got them for me	76
183	If you used e-cigarettes, e-cigars, or e-hookahs (not just a puff or drag) in the past year, how did you usually get them? - I took them from a store or shop	76
184	If you used e-cigarettes, e-cigars, or e-hookahs (not just a puff or drag) in the past year, how did you usually get them? - I got them some other way	77
185	If you used marijuana (grass, pot) (not just a puff or drag) in the past year, how did you usually get it? - I did not use marijuana (grass, pot) in the past year	77
186	If you used marijuana (grass, pot) (not just a puff or drag) in the past year, how did you usually get it? - I bought it myself	77
187	If you used marijuana (grass, pot) (not just a puff or drag) in the past year, how did you usually get it? - I got it from someone at school	77
188	If you used marijuana (grass, pot) (not just a puff or drag) in the past year, how did you usually get it? - I got it from someone with a medical marijuana card	78
189	If you used marijuana (grass, pot) (not just a puff or drag) in the past year, how did you usually get it? - I got it from my brother or sister	78

190	If you used marijuana (grass, pot) (not just a puff or drag) in the past year, how did you usually get it? - I got it from another relative	78
191	If you used marijuana (grass, pot) (not just a puff or drag) in the past year, how did you usually get it? - Other	78
192	If you drank alcohol (not just a sip or taste) in the past year, how did you usually get it?	79
193	If you used prescription drugs or over the counter drugs without a doctor telling you to use it or for the purpose of getting high, where did you get these drugs? - Did not use	79
194	If you used prescription drugs or over the counter drugs without a doctor telling you to use it or for the purpose of getting high, where did you get these drugs? - Bought or took from store or shop	80
195	If you used prescription drugs or over the counter drugs without a doctor telling you to use it or for the purpose of getting high, where did you get these drugs? - Got from parents with permission	80
196	If you used prescription drugs or over the counter drugs without a doctor telling you to use it or for the purpose of getting high, where did you get these drugs? - Got from home without permission	80
197	If you used prescription drugs or over the counter drugs without a doctor telling you to use it or for the purpose of getting high, where did you get these drugs? - Got from relative with permission	80
198	If you used prescription drugs or over the counter drugs without a doctor telling you to use it or for the purpose of getting high, where did you get these drugs? - Got from relative without permission	81
199	If you used prescription drugs or over the counter drugs without a doctor telling you to use it or for the purpose of getting high, where did you get these drugs? - Got from friend's home with permission	81
200	If you used prescription drugs or over the counter drugs without a doctor telling you to use it or for the purpose of getting high, where did you get these drugs? - Got from friend's home without permission	81
201	If you used prescription drugs or over the counter drugs without a doctor telling you to use it or for the purpose of getting high, where did you get these drugs? - Got from friend at school	81
202	If you used prescription drugs or over the counter drugs without a doctor telling you to use it or for the purpose of getting high, where did you get these drugs? - Got from friend at party	82
203	If you used prescription drugs or over the counter drugs without a doctor telling you to use it or for the purpose of getting high, where did you get these drugs? - Got from friend, elsewhere	82
204	If you used prescription drugs or over the counter drugs without a doctor telling you to use it or for the purpose of getting high, where did you get these drugs? - Got from internet sale	82
205	During the last month, about how many marijuana cigarettes, or the equivalent, did you smoke a day, on the average?	83

206	How wrong do your friends feel it would be for YOU to: have one or two drinks of an alcoholic beverage nearly every day?	83
207	How wrong do your friends feel it would be for YOU to: smoke tobacco?	83
208	How wrong do your friends feel it would be for YOU to: smoke marijuana?	84
209	How wrong do your friends feel it would be for YOU to: use prescription drugs not prescribed to you?	84
210	How wrong would most adults (over 21) in your neighborhood think it is for kids your age: to use marijuana?	84
211	How wrong would most adults (over 21) in your neighborhood think it is for kids your age: to drink alcohol?	85
212	How wrong would most adults (over 21) in your neighborhood think it is for kids your age: to smoke cigarettes?	85
213	How much do each of the following statements describe your neighborhood? crime and/or drug selling	85
214	How much do each of the following statements describe your neighborhood? fights	86
215	How much do each of the following statements describe your neighborhood? lots of empty or abandoned buildings	86
216	How much do each of the following statements describe your neighborhood? lots of graffiti	86
217	I feel safe in my neighborhood.	87
218	If a kid smoked marijuana in your neighborhood would he or she be caught by the police?	87
219	If a kid drank some beer, wine or hard liquor (for example, vodka, whiskey, or gin) in your neighborhood would he or she be caught by the police?	87
220	If a kid carried a handgun in your neighborhood would he or she be caught by the police?	88
221	If you wanted to get some cigarettes, how easy would it be for you to get some?	88
222	If you wanted to get some beer, wine or hard liquor (for example, vodka, whiskey, or gin), how easy would it be for you to get some?	88
223	If you wanted to get a drug like cocaine, LSD, or amphetamines, how easy would it be for you to get some?	89
224	If you wanted to get a handgun, how easy would it be for you to get one?	89
225	If you wanted to get some marijuana, how easy would it be for you to get some?	89
226	If you wanted to get prescription drugs for the purpose of getting high, how easy would it be for you to get some?	90
227	If you wanted to get synthetic marijuana such as K2 or chemical products such as bath salts to get high, how easy would it be for you to get some?	90

228	If you wanted to get steroids to use or to enhance athletic performance, how easy would it be for you to get some?	90
229	If you wanted to get e-cigarettes, e-cigars, or e-hookahs, how easy would it be for you to get some?	91
230	During the past 12 months, have you participated in any alcohol prevention programs or seen any alcohol prevention messages in your school or community? Yes, a school-based program focused on preventing underage drinking and/or drinking and driving.	91
231	During the past 12 months, have you participated in any alcohol prevention programs or seen any alcohol prevention messages in your school or community? Yes, a community-based program focused on preventing underage drinking and/or drinking and driving (for example, through your church or temple or through youth groups like Boys and Girls Club or 4-H).	91
232	During the past 12 months, have you participated in any alcohol prevention programs or seen any alcohol prevention messages in your school or community? Yes, a media campaign addressing underage drinking and/or drinking and driving (for example, newspaper ads, posters, pamphlets, radio, TV).	92
233	During the past 12 months, have you participated in any alcohol prevention programs or seen any alcohol prevention messages in your school or community? No	92
234	How wrong do your parents feel it would be for YOU to: have one or two drinks of an alcoholic beverage nearly every day?	92
235	How wrong do your parents feel it would be for YOU to: smoke tobacco?	92
236	How wrong do your parents feel it would be for YOU to: smoke marijuana?	93
237	How wrong do your parents feel it would be for YOU to: use prescription drugs not prescribed to you?	93
238	How wrong do your parents feel it would be for YOU to: steal something?	93
239	How wrong do your parents feel it would be for YOU to: draw graffiti, write things, or draw pictures on buildings or other property (without the owner's permission)?	94
240	How wrong do your parents feel it would be for YOU to: pick a fight with someone?	94
241	During the past 12 months, have you talked with at least one of your parents about the dangers of underage drinking and/or drinking and driving? By parents, we mean either your biological parents, adoptive parents, stepparents, or adult guardians - whether or not they live with you.	94
242	The rules in my family are clear.	95
243	People in my family have serious arguments about the same things, and often insult or yell at each other.	95

244	When I am not at home, one of my parents knows where I am and who I am with.	95
245	My family has clear rules about alcohol and drug use.	96
246	If you skipped school would you be caught by your parents?	96
247	My parents ask if I've gotten my homework done.	96
248	Would your parents know if you did not come home on time?	97
249	Do you know how to properly dispose of leftover prescription drugs?	97
250	Have any of your brothers or sisters ever: drunk beer, wine or hard liquor (for example, vodka, whiskey or gin)?	97
251	Have any of your brothers or sisters ever: smoked marijuana?	97
252	Have any of your brothers or sisters ever: smoked cigarettes?	98
253	Have any of your brothers or sisters ever: taken a handgun to school?	98
254	Have any of your brothers or sisters ever: been suspended or expelled from school?	98
255	Have any of your brothers or sisters ever: used e-cigarettes, e-cigars or e-hookahs (vaping)?	98
256	Have any of your brothers or sisters ever: used prescription drugs not prescribed to him/her?	99
257	Have you changed homes in the past year (the last 12 months)?	99
258	How many times have you changed homes since kindergarten?	99
259	Have you changed schools (including changing from elementary to middle and middle to high school) in the past year?	99
260	How many times have you changed schools since kindergarten (including changing from elementary to middle and middle to high school)?	100
261	Has anyone in your family ever had severe alcohol or drug problems?	100
262	About how many adults (over 21) have you known personally who in the past year have: used marijuana, crack, cocaine, or other drugs?	100
263	About how many adults (over 21) have you known personally who in the past year have: sold or dealt drugs?	101
264	About how many adults (over 21) have you known personally who in the past year have: done other things that could get them in trouble with the police, like stealing, selling stolen goods, mugging or assaulting others, etc.?	101
265	About how many adults (over 21) have you known personally who in the past year have: gotten drunk or high?	101
266	How honest were you in filling out this survey?	102

List of Figures

1	Grade Chart	12
2	Gender Chart	13
3	Age Chart	14

1 INTRODUCTION

This report was generated from data collected on the *2019 Arkansas Prevention Needs Assessment Student Survey*. This report contains basic frequency tables of all data collected and graphs on the selected demographic variables of grade, gender and age.

Questions regarding the information found in this report can be directed to:

International Survey Associates dba Pride Surveys

Mr. Jay Gleaton

2140 Newmarket Parkway

Suite 116

Marietta, GA 30067

Telephone: (800) 279-6361

Fax: (770) 726-9327

Website: <http://www.pridesurveys.com>

Grade Chart

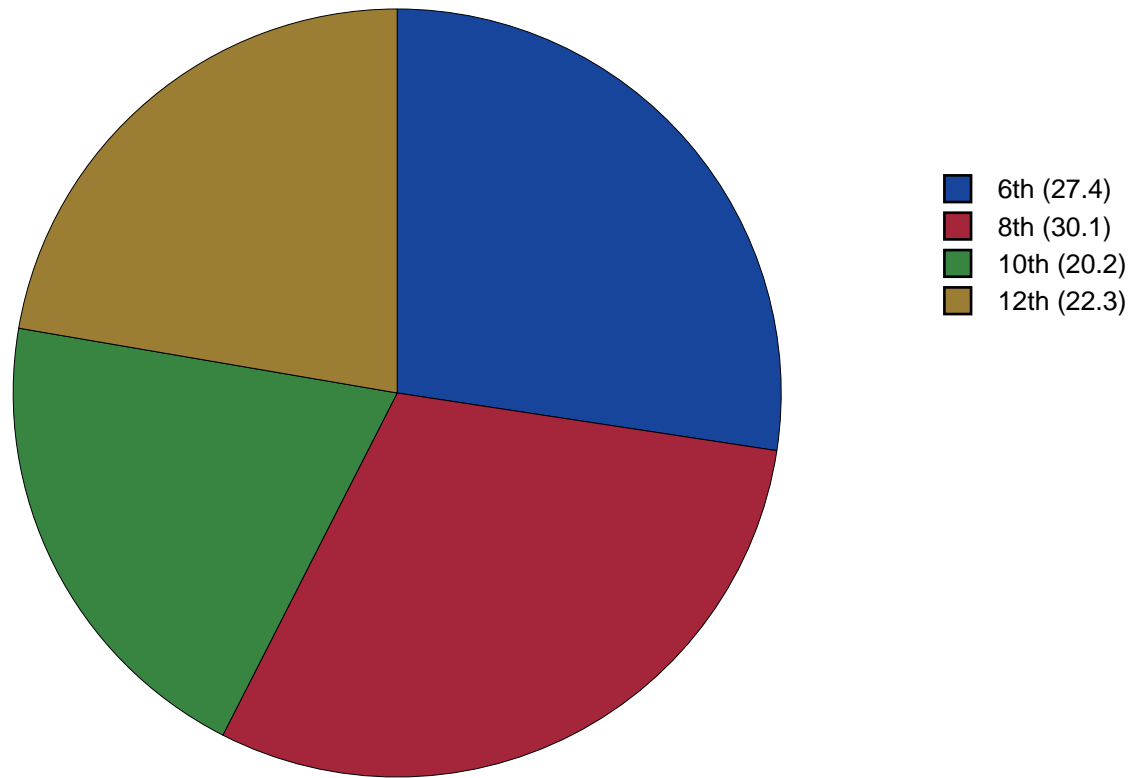


Figure 1: Grade Chart

Gender Chart

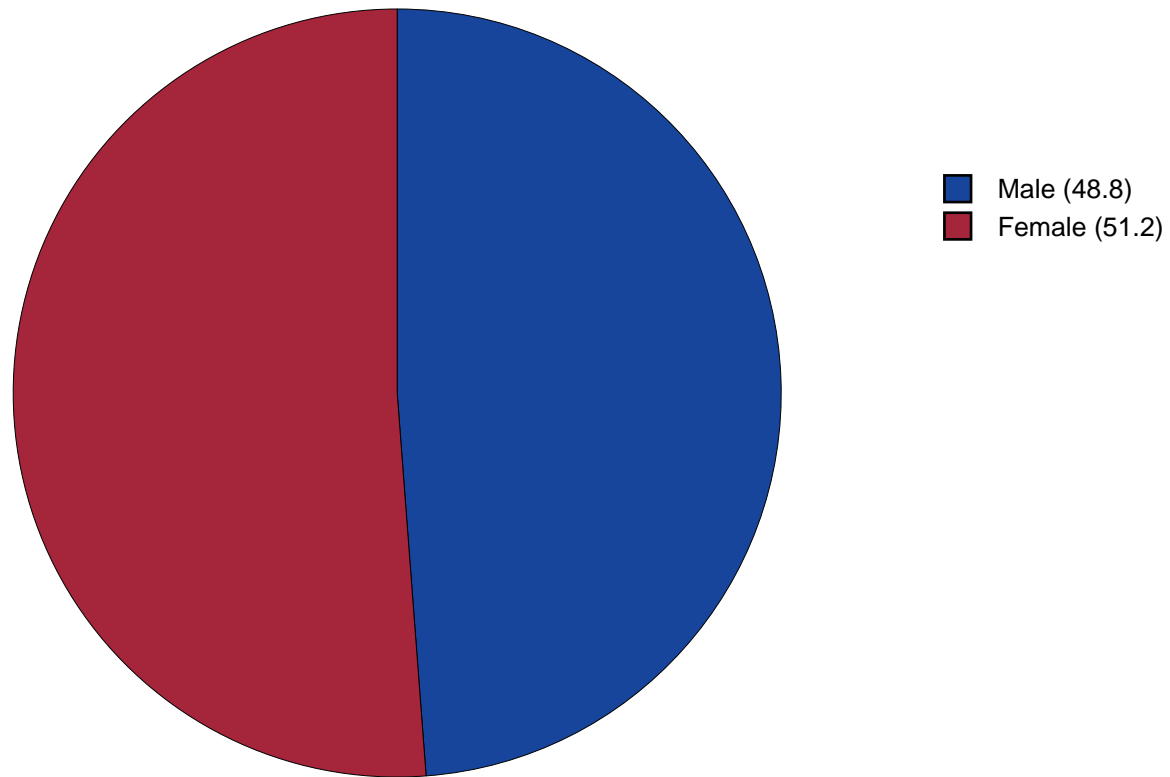


Figure 2: Gender Chart

Age Chart

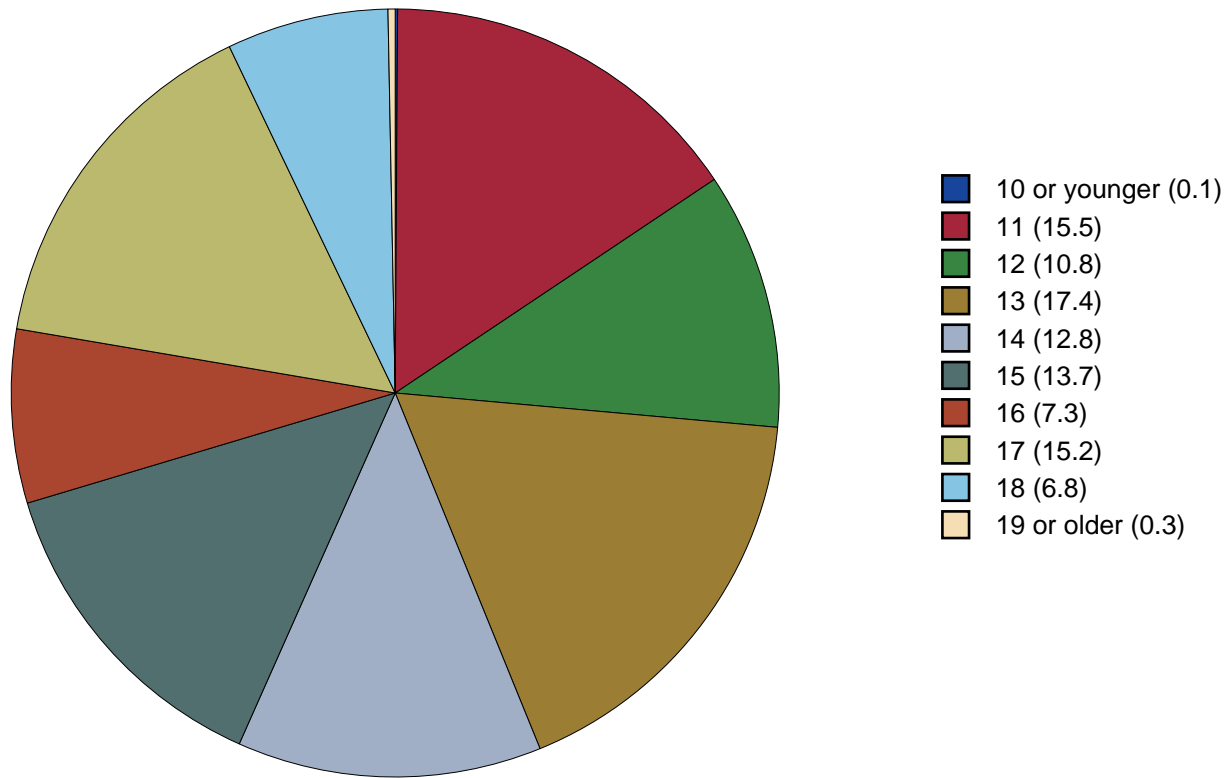


Figure 3: Age Chart

2 PERCENTAGE TABLES

The following tables contain frequency distribution detailing how your students responded to each question on the survey. The tables appear in the same order as the questions on the survey. The tables include breakdowns by grade level as well as overall percentages. The *N of Valid* row is a frequency count of the number of valid responses to each question for each grade and overall. The *N of Miss* row is a frequency count of the number of invalid (marked more than one response) or missing (i.e. did not respond) responses to each question for each grade and overall.

For the questions that allowed more than one response (i.e. race, live with, etc.) each response becomes a separate table. If a student did not mark the response, that was counted as a NO response, and if they did mark the response, that was counted as a YES response. Since a non response is a valid response for these questions, the *N of Miss* will always be zero for these questions.

Table 1: Gender



Response	6	8	10	12	Total	
Male	50.9	47.6	45.8	50.6	48.8	
Female	49.1	52.4	54.2	49.4	51.2	
N of Valid	697	752	502	536	2487	
N of Miss	13	26	22	41	102	

Table 2: Age











Response	6	8	10	12	Total	
10 or younger	0.3	0.0	0.0	0.0	0.1	
11	56.6	0.1	0.0	0.0	15.5	
12	39.1	0.5	0.0	0.0	10.8	
13	3.8	54.3	0.2	0.0	17.4	
14	0.1	42.2	0.2	0.0	12.8	
15	0.0	2.7	63.5	0.0	13.7	
16	0.0	0.1	34.8	1.0	7.3	
17	0.0	0.0	1.3	67.1	15.2	
18	0.0	0.0	0.0	30.3	6.8	
19 or older	0.0	0.0	0.0	1.6	0.3	
N of Valid	703	774	523	574	2574	
N of Miss	7	4	1	3	15	

Table 3: Are you Hispanic or Latino?



Response	6	8	10	12	Total	
No	92.7	90.3	86.4	92.0	90.5	
Yes	7.3	9.7	13.6	8.0	9.5	
N of Valid	657	759	508	572	2496	
N of Miss	53	19	16	5	93	

Table 4: What is your race? Black or African American



Response	6	8	10	12	Total	
No	56.9	60.6	63.6	63.9	61.0	
Yes	43.1	39.4	36.4	36.1	39.0	
N of Valid	691	764	517	574	2546	
N of Miss	0	0	0	0	0	

Table 5: What is your race? Asian



Response	6	8	10	12	Total	
No	98.8	98.0	97.7	98.1	98.2	
Yes	1.2	2.0	2.3	1.9	1.8	
N of Valid	691	764	517	574	2546	
N of Miss	0	0	0	0	0	

Table 6: What is your race? American Indian



Response	6	8	10	12	Total	
No	95.9	95.5	93.6	96.9	95.6	
Yes	4.1	4.5	6.4	3.1	4.4	
N of Valid	691	764	517	574	2546	
N of Miss	0	0	0	0	0	

Table 7: What is your race? Alaska Native



Response	6	8	10	12	Total	
No	99.4	99.9	99.4	100.0	99.7	
Yes	0.6	0.1	0.6	0.0	0.3	
N of Valid	691	764	517	574	2546	
N of Miss	0	0	0	0	0	

Table 8: What is your race? White



Response	6	8	10	12	Total	
No	49.6	44.5	42.4	36.2	43.6	
Yes	50.4	55.5	57.6	63.8	56.4	
N of Valid	691	764	517	574	2546	
N of Miss	0	0	0	0	0	

Table 9: What is your race? Native Hawaiian or Other Pacific Islander



Response	6	8	10	12	Total	
No	99.6	99.6	99.2	99.5	99.5	
Yes	0.4	0.4	0.8	0.5	0.5	
N of Valid	691	764	517	574	2546	
N of Miss	0	0	0	0	0	

Table 10: What is your race? Other



Response	6	8	10	12	Total	
No	90.7	89.1	89.6	95.6	91.1	
Yes	9.3	10.9	10.4	4.4	8.9	
N of Valid	691	764	517	574	2546	
N of Miss	0	0	0	0	0	

Table 11: What is the highest level of schooling completed by your mother or father?

Response	6	8	10	12	Total
Completed grade school or less	3.2	2.5	1.7	3.0	2.6
Some high school	1.9	5.0	13.2	13.8	7.9
Completed high school	12.9	16.2	13.2	24.0	16.5
Some college	9.1	14.8	15.9	15.1	13.6
Completed college	24.4	25.2	30.5	27.1	26.5
Graduate or professional school after college	10.1	12.9	13.2	9.3	11.4
Don't know	36.0	21.8	11.1	6.5	20.0
Does not apply	2.2	1.5	1.0	1.2	1.5
N of Valid	680	757	521	571	2529
N of Miss	30	21	3	6	60

Table 12: Think of where you live most of the time. Which of the following people live there with you? Mother

Response	6	8	10	12	Total
No	14.3	12.5	16.3	15.7	14.5
Yes	85.7	87.5	83.7	84.3	85.5
N of Valid	699	774	522	574	2569
N of Miss	0	0	0	0	0

Table 13: Think of where you live most of the time. Which of the following people live there with you? Stepmother

Response	6	8	10	12	Total
No	92.8	95.9	94.4	94.6	94.5
Yes	7.2	4.1	5.6	5.4	5.5
N of Valid	699	774	522	574	2569
N of Miss	0	0	0	0	0

Table 14: Think of where you live most of the time. Which of the following people live there with you? Foster Mother



Response	6	8	10	12	Total	
No	99.6	99.7	99.6	100.0	99.7	
Yes	0.4	0.3	0.4	0.0	0.3	
N of Valid	699	774	522	574	2569	
N of Miss	0	0	0	0	0	

Table 15: Think of where you live most of the time. Which of the following people live there with you? Grandmother



Response	6	8	10	12	Total	
No	76.7	83.5	84.5	88.5	83.0	
Yes	23.3	16.5	15.5	11.5	17.0	
N of Valid	699	774	522	574	2569	
N of Miss	0	0	0	0	0	

Table 16: Think of where you live most of the time. Which of the following people live there with you? Aunt



Response	6	8	10	12	Total	
No	92.3	94.3	95.0	97.4	94.6	
Yes	7.7	5.7	5.0	2.6	5.4	
N of Valid	699	774	522	574	2569	
N of Miss	0	0	0	0	0	

Table 17: Think of where you live most of the time. Which of the following people live there with you? Father



Response	6	8	10	12	Total	
No	45.6	48.1	46.4	48.8	47.2	
Yes	54.4	51.9	53.6	51.2	52.8	
N of Valid	699	774	522	574	2569	
N of Miss	0	0	0	0	0	

Table 18: Think of where you live most of the time. Which of the following people live there with you? Stepfather



Response	6	8	10	12	Total	
No	83.5	84.0	86.4	82.2	84.0	
Yes	16.5	16.0	13.6	17.8	16.0	
N of Valid	699	774	522	574	2569	
N of Miss	0	0	0	0	0	

Table 19: Think of where you live most of the time. Which of the following people live there with you? Foster Father



Response	6	8	10	12	Total	
No	99.4	99.9	99.8	100.0	99.8	
Yes	0.6	0.1	0.2	0.0	0.2	
N of Valid	699	774	522	574	2569	
N of Miss	0	0	0	0	0	

Table 20: Think of where you live most of the time. Which of the following people live there with you? Grandfather



Response	6	8	10	12	Total	
No	88.6	90.3	93.1	93.9	91.2	
Yes	11.4	9.7	6.9	6.1	8.8	
N of Valid	699	774	522	574	2569	
N of Miss	0	0	0	0	0	

Table 21: Think of where you live most of the time. Which of the following people live there with you? Uncle



Response	6	8	10	12	Total	
No	92.6	95.1	96.6	96.3	95.0	
Yes	7.4	4.9	3.4	3.7	5.0	
N of Valid	699	774	522	574	2569	
N of Miss	0	0	0	0	0	

Table 22: Think of where you live most of the time. Which of the following people live there with you? Other Adults



Response	6	8	10	12	Total	
No	97.0	97.2	98.5	97.7	97.5	
Yes	3.0	2.8	1.5	2.3	2.5	
N of Valid	699	774	522	574	2569	
N of Miss	0	0	0	0	0	

Table 23: Think of where you live most of the time. Which of the following people live there with you? Brother(s)



Response	6	8	10	12	Total	
No	52.9	52.6	57.9	64.6	56.4	
Yes	47.1	47.4	42.1	35.4	43.6	
N of Valid	699	774	522	574	2569	
N of Miss	0	0	0	0	0	

Table 24: Think of where you live most of the time. Which of the following people live there with you? Stepbrother(s)



Response	6	8	10	12	Total	
No	94.1	94.3	96.2	96.9	95.2	
Yes	5.9	5.7	3.8	3.1	4.8	
N of Valid	699	774	522	574	2569	
N of Miss	0	0	0	0	0	

Table 25: Think of where you live most of the time. Which of the following people live there with you? Sister(s)



Response	6	8	10	12	Total	
No	53.5	53.2	61.3	64.1	57.4	
Yes	46.5	46.8	38.7	35.9	42.6	
N of Valid	699	774	522	574	2569	
N of Miss	0	0	0	0	0	

Table 26: Think of where you live most of the time. Which of the following people live there with you? Stepsister(s)

Response	6	8	10	12	Total	
No	95.0	95.2	97.1	98.1	96.2	
Yes	5.0	4.8	2.9	1.9	3.8	
N of Valid	699	774	522	574	2569	
N of Miss	0	0	0	0	0	

Table 27: Think of where you live most of the time. Which of the following people live there with you? Other Children

Response	6	8	10	12	Total	
No	95.6	93.2	94.3	96.5	94.8	
Yes	4.4	6.8	5.7	3.5	5.2	
N of Valid	699	774	522	574	2569	
N of Miss	0	0	0	0	0	

Table 28: In my school, students have lots of chances to help decide things like class activities and rules.

Response	6	8	10	12	Total	
NO!	16.9	13.8	14.4	14.1	14.8	
no	37.8	35.7	37.0	30.8	35.4	
yes	36.4	43.6	40.0	46.8	41.7	
YES!	8.9	6.9	8.7	8.3	8.1	
N of Valid	686	768	508	568	2530	
N of Miss	24	10	16	9	59	

Table 29: Teachers ask me to work on special classroom projects.

Response	6	8	10	12	Total	
NO!	12.0	8.3	10.4	10.3	10.2	
no	35.6	42.5	41.7	39.8	39.9	
yes	42.1	40.8	39.1	43.0	41.3	
YES!	10.2	8.4	8.8	7.0	8.6	
N of Valid	665	750	501	561	2477	
N of Miss	45	28	23	16	112	

Table 30: My teacher(s) notices when I am doing a good job and lets me know about it.

Response	6	8	10	12	Total
NO!	6.0	5.9	7.4	6.8	6.4
no	13.1	23.7	25.7	23.0	21.2
yes	49.0	50.3	50.5	56.2	51.3
YES!	32.0	20.1	16.4	13.9	21.1
N of Valid	651	750	501	560	2462
N of Miss	59	28	23	17	127

Table 31: There are lots of chances for students in my school to get involved in sports, clubs, and other school activities outside of class.

Response	6	8	10	12	Total
NO!	10.5	2.1	2.2	2.5	4.4
no	16.4	8.4	6.9	6.9	9.9
yes	36.2	42.3	41.4	46.0	41.3
YES!	36.9	47.2	49.5	44.7	44.3
N of Valid	669	759	507	568	2503
N of Miss	41	19	17	9	86

Table 32: There are lots of chances for students in my school to talk with a teacher one-on-one.

Response	6	8	10	12	Total
NO!	6.8	4.2	6.5	5.1	5.6
no	12.4	21.1	20.3	18.0	17.9
yes	46.9	47.8	51.4	52.2	49.3
YES!	33.9	27.0	21.9	24.7	27.3
N of Valid	678	760	508	567	2513
N of Miss	32	18	16	10	76

Table 33: I feel safe at my school.

Response	6	8	10	12	Total
NO!	11.8	10.4	13.1	9.6	11.1
no	14.2	19.0	21.6	19.0	18.3
yes	43.9	52.0	53.0	55.3	50.8
YES!	30.1	18.6	12.3	16.1	19.8
N of Valid	654	762	504	564	2484
N of Miss	56	16	20	13	105

Table 34: The school lets my parents know when I have done something well.

Response	6	8	10	12	Total
NO!	15.7	16.2	25.7	23.2	19.6
no	30.0	41.8	42.8	46.5	39.8
yes	36.0	32.1	24.2	25.3	30.0
YES!	18.4	9.9	7.3	5.0	10.6
N of Valid	681	754	505	561	2501
N of Miss	29	24	19	16	88

Table 35: My teachers praise me when I work hard in school.

Response	6	8	10	12	Total
NO!	12.8	14.1	16.7	14.5	14.4
no	30.3	40.2	36.5	38.9	36.5
yes	38.5	37.1	37.5	39.6	38.1
YES!	18.4	8.7	9.3	6.9	11.0
N of Valid	657	747	504	565	2473
N of Miss	53	31	20	12	116

Table 36: Are your school grades better than the grades of most students in your class?

Response	6	8	10	12	Total
NO!	10.4	6.5	8.0	4.8	7.5
no	29.7	30.5	28.6	26.1	28.9
yes	40.8	48.9	46.9	50.0	46.6
YES!	19.1	14.2	16.5	19.1	17.1
N of Valid	671	755	503	564	2493
N of Miss	39	23	21	13	96

Table 37: I have lots of chances to be part of class discussions or activities.

Response	6	8	10	12	Total
NO!	7.5	3.3	5.7	4.6	5.2
no	14.9	15.2	19.8	16.3	16.3
yes	47.7	60.3	53.5	59.9	55.4
YES!	29.9	21.2	21.0	19.1	23.0
N of Valid	669	755	505	564	2493
N of Miss	41	23	19	13	96

Table 38: Now thinking back over the past year in school, how often did you: enjoy being in school?

Response	6	8	10	12	Total
Never	11.9	10.6	13.3	11.5	11.7
Seldom	12.2	18.5	18.8	17.1	16.6
Sometimes	39.9	38.9	41.6	41.0	40.2
Often	20.6	21.7	20.2	24.9	21.8
Almost always	15.3	10.3	6.1	5.5	9.7
N of Valid	679	766	505	566	2516
N of Miss	31	12	19	11	73

Table 39: Now thinking back over the past year in school, how often did you: hate being in school?

Response	6	8	10	12	Total	
Never	11.3	5.1	4.0	4.3	6.4	
Seldom	21.7	20.2	17.8	17.1	19.4	
Sometimes	32.4	36.1	35.3	40.0	35.8	
Often	18.0	22.7	24.0	22.9	21.7	
Almost always	16.6	15.9	18.8	15.8	16.7	
N of Valid	673	759	499	563	2494	
N of Miss	37	19	25	14	95	

Table 40: Now thinking back over the past year in school, how often did you: try to do your best work in school?

Response	6	8	10	12	Total	
Never	0.9	0.5	1.8	1.1	1.0	
Seldom	1.9	2.1	3.8	2.3	2.4	
Sometimes	9.6	13.2	13.7	15.7	12.9	
Often	16.7	27.4	30.7	33.2	26.5	
Almost always	70.8	56.7	50.1	47.7	57.2	
N of Valid	675	763	505	566	2509	
N of Miss	35	15	19	11	80	

Table 41: How often do you feel that the school work you are assigned is meaningful and important?

Response	6	8	10	12	Total	
Never	6.2	4.6	6.5	6.2	5.8	
Seldom	11.3	15.3	25.3	23.5	18.1	
Sometimes	29.9	38.5	37.2	41.0	36.5	
Often	26.9	28.2	20.0	22.3	24.9	
Almost always	25.7	13.4	10.9	7.1	14.8	
N of Valid	680	763	505	566	2514	
N of Miss	30	15	19	11	75	

Table 42: Putting them all together, what were your grades like last year?

Response	6	8	10	12	Total	
Mostly F's	1.6	1.5	0.8	0.7	1.2	
Mostly D's	3.4	3.4	3.6	3.2	3.4	
Mostly C's	16.7	19.8	18.3	17.9	18.2	
Mostly B's	36.2	40.3	40.5	36.3	38.3	
Mostly A's	42.2	35.0	36.9	41.9	38.9	
N of Valid	683	754	504	565	2506	
N of Miss	27	24	20	12	83	

Table 43: How important do you think the things you are learning in school are going to be for your later life?

Response	6	8	10	12	Total	
Very important	48.0	24.8	12.8	11.0	25.6	
Quite important	25.3	23.8	20.3	20.5	22.8	
Fairly important	16.4	29.8	32.7	33.1	27.5	
Slightly important	8.0	17.0	26.0	28.3	18.9	
Not at all important	2.3	4.6	8.1	7.1	5.2	
N of Valid	684	761	507	565	2517	
N of Miss	26	17	17	12	72	

Table 44: During the LAST FOUR WEEKS how many whole days of school have you missed because you skipped or "cut"?

Response	6	8	10	12	Total	
None	57.4	64.6	65.7	63.7	62.7	
1	13.6	11.8	12.3	12.0	12.4	
2	8.8	8.8	6.1	9.7	8.5	
3	8.3	6.7	7.5	5.8	7.1	
4-5	8.3	5.2	6.9	5.8	6.6	
6-10	3.1	1.8	0.6	2.3	2.0	
11 or more	0.4	1.0	0.8	0.7	0.8	
N of Valid	683	763	505	567	2518	
N of Miss	27	15	19	10	71	

Table 45: What are the chances you would be seen as cool if you: smoked cigarettes?






Response	6	8	10	12	Total	
No or very little chance	86.4	72.3	70.7	72.6	75.8	
Little chance	7.3	12.3	12.7	15.0	11.7	
Some chance	2.6	10.2	10.2	9.5	8.0	
Pretty good chance	2.3	3.0	3.8	1.6	2.7	
Very good chance	1.5	2.2	2.6	1.3	1.9	
N of Valid	660	757	502	559	2478	
N of Miss	50	21	22	18	111	

Table 46: What are the chances you would be seen as cool if you: worked hard at school?






Response	6	8	10	12	Total	
No or very little chance	5.6	10.5	12.0	12.8	10.0	
Little chance	7.9	12.4	13.3	15.5	12.1	
Some chance	16.9	21.0	26.1	25.9	22.0	
Pretty good chance	28.5	32.7	25.5	25.6	28.5	
Very good chance	41.1	23.5	23.1	20.2	27.4	
N of Valid	657	744	490	555	2446	
N of Miss	53	34	34	22	143	

Table 47: What are the chances you would be seen as cool if you: began drinking alcoholic beverages regularly, that is, at least once or twice a month?






Response	6	8	10	12	Total	
No or very little chance	83.3	65.0	54.7	47.5	63.8	
Little chance	8.1	13.9	13.2	15.1	12.5	
Some chance	3.7	11.5	14.4	18.3	11.6	
Pretty good chance	2.8	6.4	11.2	13.4	8.0	
Very good chance	2.2	3.2	6.6	5.7	4.2	
N of Valid	651	748	501	558	2458	
N of Miss	59	30	23	19	131	

Table 48: What are the chances you would be seen as cool if you: defended someone who was being bullied?






Response	6	8	10	12	Total	
No or very little chance	12.3	12.8	15.4	13.9	13.4	
Little chance	10.4	14.8	14.4	11.7	12.9	
Some chance	18.5	23.9	26.5	29.9	24.4	
Pretty good chance	22.4	25.7	26.3	25.6	24.9	
Very good chance	36.4	22.9	17.4	18.9	24.5	
N of Valid	653	752	499	555	2459	
N of Miss	57	26	25	22	130	

Table 49: What are the chances you would be seen as cool if you: smoked marijuana?






Response	6	8	10	12	Total	
No or very little chance	87.6	63.2	58.6	45.7	64.8	
Little chance	5.3	11.7	9.6	14.3	10.2	
Some chance	2.7	7.5	9.0	14.1	8.0	
Pretty good chance	2.1	8.4	10.8	13.0	8.3	
Very good chance	2.1	9.2	12.0	13.0	8.7	
N of Valid	655	749	500	554	2458	
N of Miss	55	29	24	23	131	

Table 50: What are the chances you would be seen as cool if you: carried a handgun?






Response	6	8	10	12	Total	
No or very little chance	78.0	69.3	73.1	65.0	71.4	
Little chance	9.8	11.1	9.4	14.6	11.2	
Some chance	4.9	7.7	8.6	10.6	7.8	
Pretty good chance	2.3	5.9	3.8	5.2	4.4	
Very good chance	4.9	6.0	5.0	4.5	5.2	
N of Valid	650	749	498	555	2452	
N of Miss	60	29	26	22	137	

Table 51: What are the chances you would be seen as cool if you: used e-cigarettes, e-cigars or e-hookahs (vaping)?






Response	6	8	10	12	Total	
No or very little chance	81.0	57.6	52.6	50.0	61.1	
Little chance	8.3	11.2	10.2	9.2	9.8	
Some chance	3.7	9.2	10.0	13.2	8.8	
Pretty good chance	3.1	9.6	11.0	13.9	9.1	
Very good chance	4.0	12.4	16.1	13.7	11.2	
N of Valid	652	750	498	554	2454	
N of Miss	58	28	26	23	135	

Table 52: What are the chances you would be seen as cool if you: bullied someone or cyber bullied someone?






Response	6	8	10	12	Total	
No or very little chance	81.0	57.6	52.6	50.0	61.1	
Little chance	8.3	11.2	10.2	9.2	9.8	
Some chance	3.7	9.2	10.0	13.2	8.8	
Pretty good chance	3.1	9.6	11.0	13.9	9.1	
Very good chance	4.0	12.4	16.1	13.7	11.2	
N of Valid	652	750	498	554	2454	
N of Miss	58	28	26	23	135	

Table 53: Think of your four best friends (the friends you feel closest to). In the past year (12 months), how many of your best friends have: participated in clubs, organizations or activities at school?






Response	6	8	10	12	Total	
0	24.9	10.8	14.7	12.7	15.8	
1	14.0	10.9	11.3	11.8	12.0	
2	14.9	16.3	15.3	16.8	15.8	
3	11.9	16.3	17.7	12.1	14.5	
4	34.2	45.7	41.0	46.7	41.9	
N of Valid	663	750	497	553	2463	
N of Miss	47	28	27	24	126	

Table 54: Think of your four best friends (the friends you feel closest to). In the past year (12 months), how many of your best friends have: smoked cigarettes?






Response	6	8	10	12	Total	
0	90.2	79.8	72.4	71.4	79.2	
1	6.3	10.1	15.5	13.0	10.8	
2	1.1	6.6	6.1	7.1	5.1	
3	0.9	1.2	2.7	4.0	2.1	
4	1.5	2.3	3.3	4.6	2.8	
N of Valid	654	743	490	548	2435	
N of Miss	56	35	34	29	154	

Table 55: Think of your four best friends (the friends you feel closest to). In the past year (12 months), how many of your best friends have: tried beer, wine or hard liquor (for example, vodka, whiskey, or gin) when their parents didn't know about it?






Response	6	8	10	12	Total	
0	83.1	57.5	47.7	42.3	59.0	
1	7.7	17.1	18.1	12.3	13.7	
2	4.7	11.3	12.3	15.4	10.6	
3	1.4	5.1	9.9	8.9	5.9	
4	3.2	9.1	12.1	21.2	10.8	
N of Valid	663	750	497	553	2463	
N of Miss	47	28	27	24	126	

Table 56: Think of your four best friends (the friends you feel closest to). In the past year (12 months), how many of your best friends have: used e-cigarettes, e-cigars, or e-hookahs?






Response	6	8	10	12	Total	
0	90.4	67.8	53.2	53.4	67.7	
1	5.0	13.0	15.1	12.2	11.1	
2	2.4	8.4	11.4	11.3	8.0	
3	0.6	4.5	9.6	7.3	5.1	
4	1.5	6.3	10.8	16.0	8.1	
N of Valid	658	749	491	551	2449	
N of Miss	52	29	33	26	140	

Table 57: Think of your four best friends (the friends you feel closest to). In the past year (12 months), how many of your best friends have: used marijuana?






Response	6	8	10	12	Total	
0	94.7	76.1	60.6	57.2	73.8	
1	3.2	10.1	15.0	16.0	10.6	
2	0.8	6.3	10.1	7.5	5.8	
3	0.3	2.5	5.5	6.2	3.3	
4	1.1	4.9	8.7	13.1	6.5	
N of Valid	660	749	493	549	2451	
N of Miss	50	29	31	28	138	

Table 58: Think of your four best friends (the friends you feel closest to). In the past year (12 months), how many of your best friends have: used prescription drugs or non-prescription drugs for the purpose of getting high?






Response	6	8	10	12	Total	
0	94.4	86.1	84.8	82.8	87.3	
1	3.5	8.3	7.3	7.8	6.7	
2	0.8	3.1	2.8	4.7	2.8	
3	0.6	1.2	2.2	1.5	1.3	
4	0.8	1.3	2.8	3.3	1.9	
N of Valid	661	746	495	551	2453	
N of Miss	49	32	29	26	136	

Table 59: Think of your four best friends (the friends you feel closest to). In the past year (12 months), how many of your best friends have: used synthetic marijuana (K2, spice) or bath salts?






Response	6	8	10	12	Total	
0	97.1	94.5	93.1	95.1	95.1	
1	1.7	2.8	3.6	2.0	2.5	
2	0.6	1.3	1.4	1.1	1.1	
3	0.3	0.5	0.8	0.9	0.6	
4	0.3	0.8	1.0	0.9	0.7	
N of Valid	660	749	494	554	2457	
N of Miss	50	29	30	23	132	

Table 60: Think of your four best friends (the friends you feel closest to). In the past year (12 months), how many of your best friends have: used LSD, cocaine, amphetamines, or other illegal drugs?

Response	6	8	10	12	Total	
0	97.4	93.2	92.0	92.6	93.9	
1	1.8	3.9	4.2	3.3	3.3	
2	0.5	1.1	1.6	1.8	1.2	
3	0.0	0.8	0.6	1.1	0.6	
4	0.3	1.1	1.6	1.3	1.0	
N of Valid	660	751	497	553	2461	
N of Miss	50	27	27	24	128	

Table 61: Think of your four best friends (the friends you feel closest to). In the past year (12 months), how many of your best friends have: been bullied?

Response	6	8	10	12	Total	
0	40.9	42.0	57.8	67.6	50.7	
1	24.4	23.9	18.1	14.1	20.6	
2	13.2	14.3	9.8	9.2	12.0	
3	7.6	7.6	5.2	3.8	6.3	
4	13.9	12.3	9.0	5.2	10.5	
N of Valid	657	750	498	553	2458	
N of Miss	53	28	26	24	131	

Table 62: Think of your four best friends (the friends you feel closest to). In the past year (12 months), how many of your best friends have: been suspended from school?

Response	6	8	10	12	Total	
0	57.0	58.1	68.0	73.6	63.3	
1	21.5	20.5	16.2	12.6	18.1	
2	7.4	8.7	6.5	7.2	7.6	
3	4.3	4.8	5.7	1.8	4.2	
4	9.8	7.9	3.6	4.7	6.8	
N of Valid	651	747	494	554	2446	
N of Miss	59	31	30	23	143	

Table 63: Think of your four best friends (the friends you feel closest to). In the past year (12 months), how many of your best friends have: carried a handgun?

Response	6	8	10	12	Total	
0	90.2	88.3	88.1	88.9	88.9	
1	5.9	4.6	4.2	4.0	4.8	
2	1.5	2.7	4.0	2.5	2.6	
3	0.3	1.2	2.4	1.4	1.3	
4	2.0	3.2	1.2	3.1	2.4	
N of Valid	656	753	496	552	2457	
N of Miss	54	25	28	25	132	

Table 64: Think of your four best friends (the friends you feel closest to). In the past year (12 months), how many of your best friends have: sold illegal drugs?

Response	6	8	10	12	Total	
0	97.6	92.4	88.9	91.3	92.8	
1	1.2	4.6	5.5	4.9	3.9	
2	0.8	1.7	2.8	1.4	1.6	
3	0.2	0.1	1.4	0.7	0.5	
4	0.3	1.2	1.4	1.6	1.1	
N of Valid	655	746	494	552	2447	
N of Miss	55	32	30	25	142	

Table 65: Think of your four best friends (the friends you feel closest to). In the past year (12 months), how many of your best friends have: regularly attended religious services?

Response	6	8	10	12	Total	
0	48.8	30.6	32.9	26.2	34.8	
1	8.9	12.2	13.5	14.1	12.1	
2	9.5	14.3	14.3	18.6	14.1	
3	7.0	16.1	17.4	19.2	14.7	
4	25.8	26.8	21.8	21.9	24.4	
N of Valid	629	735	495	553	2412	
N of Miss	81	43	29	24	177	

Table 66: Think of your four best friends (the friends you feel closest to). In the past year (12 months), how many of your best friends have: stolen or tried to steal a motor vehicle such as a car or motorcycle?






Response	6	8	10	12	Total	
0	96.5	95.6	95.5	95.3	95.7	
1	2.4	2.4	2.4	2.4	2.4	
2	0.8	0.9	0.6	1.1	0.9	
3	0.3	0.4	0.8	0.5	0.5	
4	0.0	0.7	0.6	0.7	0.5	
N of Valid	657	743	494	551	2445	
N of Miss	53	35	30	26	144	

Table 67: Think of your four best friends (the friends you feel closest to). In the past year (12 months), how many of your best friends have: been arrested?






Response	6	8	10	12	Total	
0	95.0	88.0	89.9	88.7	90.4	
1	3.2	6.7	6.7	6.5	5.7	
2	0.6	2.5	1.2	2.5	1.8	
3	0.3	1.2	0.8	0.7	0.8	
4	0.9	1.6	1.4	1.5	1.3	
N of Valid	656	747	496	551	2450	
N of Miss	54	31	28	26	139	

Table 68: Think of your four best friends (the friends you feel closest to). In the past year (12 months), how many of your best friends have: dropped out of school?






Response	6	8	10	12	Total	
0	96.2	95.3	92.9	93.3	94.6	
1	2.6	2.9	4.7	4.7	3.6	
2	0.5	0.8	0.8	0.5	0.7	
3	0.2	0.4	1.2	1.1	0.7	
4	0.6	0.5	0.4	0.4	0.5	
N of Valid	658	747	492	553	2450	
N of Miss	52	31	32	24	139	

Table 69: Think of your four best friends (the friends you feel closest to). In the past year (12 months), how many of your best friends have: been members of a gang?






Response	6	8	10	12	Total	
0	86.6	80.8	84.4	85.7	84.2	
1	4.6	7.3	7.3	5.2	6.1	
2	2.9	3.9	2.8	2.5	3.1	
3	0.8	2.1	1.2	1.4	1.4	
4	5.2	5.9	4.3	5.1	5.2	
N of Valid	656	749	493	554	2452	
N of Miss	54	29	31	23	137	

Table 70: How old were you when you first: smoked marijuana?










Response	6	8	10	12	Total	
Never	97.8	87.5	81.5	71.1	85.4	
10 or younger	0.4	1.2	1.8	0.5	1.0	
11	0.9	1.7	0.8	0.9	1.1	
12	0.7	3.3	2.8	2.0	2.2	
13	0.1	4.9	2.0	3.2	2.7	
14	0.0	1.2	5.4	4.3	2.4	
15	0.0	0.0	5.0	5.4	2.2	
16	0.0	0.1	0.6	8.1	2.0	
17 or older	0.0	0.0	0.0	4.3	1.0	
N of Valid	667	754	496	554	2471	
N of Miss	43	24	28	23	118	

Table 71: How old were you when you first: smoked a cigarette, even just a puff?










Response	6	8	10	12	Total	
Never	91.6	80.4	77.3	73.2	81.1	
10 or younger	4.8	6.0	5.5	4.2	5.2	
11	2.2	3.5	2.5	1.6	2.5	
12	1.2	4.3	3.7	3.8	3.3	
13	0.0	4.3	4.1	2.0	2.6	
14	0.0	1.4	3.7	4.2	2.1	
15	0.0	0.0	2.9	2.9	1.2	
16	0.0	0.1	0.4	3.6	1.0	
17 or older	0.2	0.0	0.0	4.4	1.0	
N of Valid	645	738	488	548	2419	
N of Miss	65	40	36	29	170	

Table 72: How old were you when you first: had more than a sip or two of beer, wine or hard liquor (for example, vodka, whiskey, or gin)?










Response	6	8	10	12	Total	
Never	84.2	62.9	54.8	46.1	63.2	
10 or younger	9.9	11.1	9.7	6.3	9.4	
11	4.1	6.5	2.0	2.5	4.1	
12	1.7	7.9	4.0	3.1	4.3	
13	0.0	9.3	8.5	4.1	5.5	
14	0.0	2.3	9.1	7.4	4.2	
15	0.0	0.0	10.3	8.6	4.0	
16	0.0	0.0	1.2	12.7	3.1	
17 or older	0.2	0.0	0.4	9.2	2.2	
N of Valid	659	749	496	557	2461	
N of Miss	51	29	28	20	128	

Table 73: How old were you when you first: began drinking alcoholic beverages regularly, that is, at least once or twice a month?










Response	6	8	10	12	Total	
Never	98.3	92.1	85.0	79.0	89.4	
10 or younger	0.3	1.1	0.6	1.1	0.8	
11	0.9	1.2	0.2	0.2	0.7	
12	0.2	1.3	1.4	0.4	0.8	
13	0.0	3.1	2.2	0.4	1.5	
14	0.0	0.8	4.5	1.8	1.5	
15	0.0	0.4	4.9	2.2	1.6	
16	0.0	0.0	1.0	7.4	1.9	
17 or older	0.3	0.0	0.2	7.7	1.9	
N of Valid	664	751	494	556	2465	
N of Miss	46	27	30	21	124	

Table 74: How old were you when you first: used Pegaramide (peg, Peggy)?


Response	6	8	10	12	Total	
Never	100.0	100.0	100.0	100.0	100.0	
10 or younger	0.0	0.0	0.0	0.0	0.0	
11	0.0	0.0	0.0	0.0	0.0	
12	0.0	0.0	0.0	0.0	0.0	
13	0.0	0.0	0.0	0.0	0.0	
14	0.0	0.0	0.0	0.0	0.0	
15	0.0	0.0	0.0	0.0	0.0	
16	0.0	0.0	0.0	0.0	0.0	
17 or older	0.0	0.0	0.0	0.0	0.0	
N of Valid	658	747	493	555	2453	
N of Miss	52	31	31	22	136	

Table 75: How old were you when you first: got suspended from school?


Response	6	8	10	12	Total	
Never	73.8	74.5	74.4	72.2	73.8	
10 or younger	15.4	9.2	7.1	7.2	10.0	
11	8.3	4.0	4.5	3.4	5.1	
12	2.0	5.6	2.6	3.2	3.5	
13	0.0	4.9	3.9	2.5	2.8	
14	0.0	1.5	4.9	3.2	2.2	
15	0.0	0.0	2.0	3.9	1.3	
16	0.2	0.1	0.4	3.0	0.9	
17 or older	0.3	0.1	0.2	1.3	0.4	
N of Valid	661	750	493	558	2462	
N of Miss	49	28	31	19	127	

Table 76: How old were you when you first: got arrested?


Response	6	8	10	12	Total	
Never	96.8	96.0	96.4	95.5	96.2	
10 or younger	1.4	0.3	0.4	0.4	0.6	
11	1.4	0.9	0.2	0.0	0.7	
12	0.2	0.8	0.2	0.4	0.4	
13	0.0	1.5	1.2	0.4	0.8	
14	0.2	0.5	1.2	0.7	0.6	
15	0.0	0.0	0.4	0.7	0.2	
16	0.0	0.0	0.0	1.3	0.3	
17 or older	0.2	0.0	0.0	0.7	0.2	
N of Valid	661	753	494	553	2461	
N of Miss	49	25	30	24	128	

Table 77: How old were you when you first: carried a handgun?










Response	6	8	10	12	Total	
Never	94.1	90.8	90.0	89.7	91.3	
10 or younger	2.3	3.7	2.9	2.5	2.9	
11	2.6	1.2	1.4	0.5	1.5	
12	0.8	1.6	2.0	0.2	1.1	
13	0.0	2.0	0.6	0.9	0.9	
14	0.2	0.5	1.2	1.3	0.7	
15	0.0	0.0	1.2	0.7	0.4	
16	0.0	0.0	0.4	2.3	0.6	
17 or older	0.2	0.1	0.2	1.8	0.5	
N of Valid	663	748	489	555	2455	
N of Miss	47	30	35	22	134	

Table 78: How old were you when you first: used e-cigarettes, e-cigars, or e-hookahs (vaping)?










Response	6	8	10	12	Total	
Never	94.5	77.5	68.9	68.0	78.2	
10 or younger	2.0	0.9	0.6	0.4	1.0	
11	2.9	2.4	2.0	0.4	2.0	
12	0.6	5.9	1.2	1.3	2.5	
13	0.0	10.1	4.7	2.3	4.6	
14	0.0	2.9	11.8	2.7	3.9	
15	0.0	0.0	9.8	5.6	3.2	
16	0.0	0.1	1.0	11.0	2.7	
17 or older	0.0	0.1	0.0	8.4	2.0	
N of Valid	658	751	492	557	2458	
N of Miss	52	27	32	20	131	

Table 79: How old were you when you first: belonged to a gang?

Response	6	8	10	12	Total	
Never	94.8	92.0	95.1	93.2	93.7	
10 or younger	1.4	1.5	0.6	0.5	1.1	
11	2.4	0.4	0.4	0.5	1.0	
12	1.2	1.6	1.0	0.4	1.1	
13	0.0	2.8	0.4	0.5	1.1	
14	0.0	1.5	0.4	0.5	0.7	
15	0.0	0.1	1.8	1.3	0.7	
16	0.0	0.0	0.2	1.4	0.4	
17 or older	0.2	0.1	0.0	1.6	0.4	
N of Valid	660	751	492	555	2458	
N of Miss	50	27	32	22	131	

Table 80: How old were you when you first: used prescription drugs not prescribed to you?

Response	6	8	10	12	Total	
Never	97.0	92.7	93.1	90.1	93.4	
10 or younger	1.4	2.1	1.0	0.9	1.4	
11	1.1	1.2	0.4	0.4	0.8	
12	0.5	0.8	1.0	0.5	0.7	
13	0.0	2.3	1.0	0.0	0.9	
14	0.0	0.9	1.6	1.4	0.9	
15	0.2	0.0	1.8	2.2	0.9	
16	0.0	0.0	0.0	2.3	0.5	
17 or older	0.0	0.0	0.0	2.2	0.5	
N of Valid	664	754	495	557	2470	
N of Miss	46	24	29	20	119	

Table 81: How wrong do you think it is for someone your age to: take a handgun to school?





Response	6	8	10	12	Total	
Very wrong	91.4	87.5	89.4	88.7	89.2	
Wrong	7.1	9.4	6.2	7.6	7.7	
A little bit wrong	1.4	2.0	3.2	3.2	2.3	
Not at all wrong	0.2	1.1	1.2	0.5	0.7	
N of Valid	663	754	501	556	2474	
N of Miss	47	24	23	21	115	

Table 82: How wrong do you think it is for someone your age to: steal anything?





Response	6	8	10	12	Total	
Very wrong	70.6	57.7	63.4	67.6	64.5	
Wrong	23.3	31.4	27.5	23.8	26.7	
A little bit wrong	5.4	9.8	8.1	8.1	7.9	
Not at all wrong	0.8	1.1	1.0	0.5	0.9	
N of Valid	653	742	494	555	2444	
N of Miss	57	36	30	22	145	

Table 83: How wrong do you think it is for someone your age to: pick a fight with someone?





Response	6	8	10	12	Total	
Very wrong	53.2	40.8	49.8	51.4	48.3	
Wrong	28.8	34.7	29.7	30.6	31.2	
A little bit wrong	15.5	21.3	16.3	16.0	17.5	
Not at all wrong	2.6	3.2	4.2	2.0	3.0	
N of Valid	664	747	498	555	2464	
N of Miss	46	31	26	22	125	

Table 84: How wrong do you think it is for someone your age to: attack someone with the idea of seriously hurting them?





Response	6	8	10	12	Total	
Very wrong	87.5	75.2	76.2	72.1	78.0	
Wrong	8.7	17.8	16.6	20.5	15.7	
A little bit wrong	2.4	5.9	5.2	6.3	4.9	
Not at all wrong	1.4	1.2	2.0	1.1	1.4	
N of Valid	656	749	499	556	2460	
N of Miss	54	29	25	21	129	

Table 85: How wrong do you think it is for someone your age to: stay away from school all day when their parents think they are at school?





Response	6	8	10	12	Total	
Very wrong	77.8	61.3	61.4	49.6	63.1	
Wrong	17.2	26.9	25.1	34.5	25.6	
A little bit wrong	4.1	9.5	11.2	14.3	9.5	
Not at all wrong	0.9	2.3	2.2	1.6	1.7	
N of Valid	662	750	498	554	2464	
N of Miss	48	28	26	23	125	

Table 86: How wrong do you think it is for someone your age to: drink beer, wine or hard liquor (for example, vodka, whiskey, or gin) regularly?





Response	6	8	10	12	Total	
Very wrong	86.7	64.1	59.0	49.7	65.9	
Wrong	10.2	22.1	19.2	21.4	18.1	
A little bit wrong	2.4	10.8	16.6	19.9	11.8	
Not at all wrong	0.8	3.1	5.2	9.0	4.2	
N of Valid	660	752	500	557	2469	
N of Miss	50	26	24	20	120	

Table 87: How wrong do you think it is for someone your age to: smoke cigarettes?





Response	6	8	10	12	Total	
Very wrong	88.8	73.7	70.0	65.2	75.1	
Wrong	9.2	18.8	17.4	19.0	16.0	
A little bit wrong	1.7	5.2	8.6	11.5	6.4	
Not at all wrong	0.3	2.3	4.0	4.3	2.6	
N of Valid	661	746	500	557	2464	
N of Miss	49	32	24	20	125	

Table 88: How wrong do you think it is for someone your age to: smoke marijuana?





Response	6	8	10	12	Total	
Very wrong	92.4	72.6	63.0	52.9	71.5	
Wrong	5.6	14.5	17.2	15.1	12.8	
A little bit wrong	1.2	7.4	9.2	16.0	8.0	
Not at all wrong	0.8	5.6	10.6	16.0	7.7	
N of Valid	660	747	500	556	2463	
N of Miss	50	31	24	21	126	

Table 89: How wrong do you think it is for someone your age to: use prescription drugs or non-prescription drugs for the purpose of getting high?





Response	6	8	10	12	Total	
Very wrong	93.8	82.2	83.5	80.1	85.1	
Wrong	4.7	13.0	11.4	13.6	10.6	
A little bit wrong	1.1	2.8	3.0	4.5	2.8	
Not at all wrong	0.5	2.0	2.0	1.8	1.5	
N of Valid	659	747	498	557	2461	
N of Miss	51	31	26	20	128	

Table 90: How wrong do you think it is for someone your age to: use synthetic marijuana (K2, spice) or bath salts?

Response	6	8	10	12	Total	
Very wrong	93.4	86.0	87.6	89.6	89.1	
Wrong	5.6	10.7	10.2	9.0	8.8	
A little bit wrong	0.8	1.9	1.2	1.3	1.3	
Not at all wrong	0.3	1.5	1.0	0.2	0.8	
N of Valid	662	749	499	557	2467	
N of Miss	48	29	25	20	122	

Table 91: How wrong do you think it is for someone your age to: use LSD, cocaine, amphetamines or another illegal drug?

Response	6	8	10	12	Total	
Very wrong	95.8	89.1	89.2	88.2	90.7	
Wrong	3.5	8.2	7.4	9.2	7.0	
A little bit wrong	0.6	1.7	1.8	2.2	1.5	
Not at all wrong	0.2	0.9	1.6	0.5	0.8	
N of Valid	662	745	499	557	2463	
N of Miss	48	33	25	20	126	

Table 92: How wrong do you think it is for someone your age to: use e-cigarettes, e-cigars or e-hookahs (vaping)?

Response	6	8	10	12	Total	
Very wrong	88.3	66.9	58.5	56.2	68.4	
Wrong	6.6	17.8	17.8	18.1	14.9	
A little bit wrong	4.3	11.0	16.8	16.1	11.6	
Not at all wrong	0.8	4.3	6.9	9.6	5.1	
N of Valid	648	737	494	552	2431	
N of Miss	62	41	30	25	158	

Table 93: At school during the past 12 months, did you receive help from the resource teacher, speech therapist or other special education teacher?

Response	6	8	10	12	Total
No	0.0	0.0	0.0	0.0	0.0
Yes	0.0	0.0	0.0	0.0	0.0
N of Valid	0	0	0	0	0
N of Miss	0	0	0	0	0

Table 94: How many times in the past year (12 months) have you: been suspended from school?

Response	6	8	10	12	Total
Never	82.1	83.9	88.0	91.5	86.0
1 to 2 times	12.3	12.9	10.0	6.3	10.7
3 to 5 times	2.9	2.1	2.0	2.0	2.3
6 to 9 times	1.4	0.5	0.0	0.0	0.5
10+ times	1.4	0.5	0.0	0.2	0.6
N of Valid	666	752	500	554	2472
N of Miss	44	26	24	23	117

Table 95: How many times in the past year (12 months) have you: carried a handgun?

Response	6	8	10	12	Total
Never	95.0	93.0	92.4	92.3	93.2
1 to 2 times	2.9	2.6	3.0	1.8	2.6
3 to 5 times	0.6	1.9	1.2	2.9	1.6
6 to 9 times	0.6	0.1	0.4	0.7	0.4
10+ times	0.9	2.4	3.0	2.3	2.1
N of Valid	657	745	498	555	2455
N of Miss	53	33	26	22	134

Table 96: How many times in the past year (12 months) have you: sold illegal drugs?

Response	6	8	10	12	Total	
Never	99.4	98.3	97.8	96.0	98.0	
1 to 2 times	0.2	0.9	1.4	1.1	0.9	
3 to 5 times	0.3	0.5	0.6	0.7	0.5	
6 to 9 times	0.2	0.0	0.0	0.7	0.2	
10+ times	0.0	0.3	0.2	1.4	0.4	
N of Valid	665	744	498	552	2459	
N of Miss	45	34	26	25	130	

Table 97: How many times in the past year (12 months) have you: stolen or tried to steal a motor vehicle such as a car or motorcycle?

Response	6	8	10	12	Total	
Never	98.6	98.5	98.6	99.5	98.8	
1 to 2 times	1.1	0.8	1.2	0.4	0.9	
3 to 5 times	0.3	0.3	0.2	0.0	0.2	
6 to 9 times	0.0	0.1	0.0	0.0	0.0	
10+ times	0.0	0.3	0.0	0.2	0.1	
N of Valid	663	739	494	552	2448	
N of Miss	47	39	30	25	141	

Table 98: How many times in the past year (12 months) have you: participated in clubs, organizations or activities at school?

Response	6	8	10	12	Total	
Never	48.6	35.7	38.2	37.0	40.0	
1 to 2 times	23.4	18.9	13.6	13.7	17.9	
3 to 5 times	12.4	17.1	13.2	12.5	14.0	
6 to 9 times	2.7	8.4	7.4	7.2	6.4	
10+ times	12.9	19.9	27.6	29.6	21.8	
N of Valid	661	748	500	554	2463	
N of Miss	49	30	24	23	126	

Table 99: How many times in the past year (12 months) have you: been arrested?





Response	6	8	10	12	Total	
Never	97.9	96.2	98.4	97.5	97.4	
1 to 2 times	1.4	3.5	1.2	2.4	2.2	
3 to 5 times	0.3	0.1	0.4	0.2	0.2	
6 to 9 times	0.0	0.0	0.0	0.0	0.0	
10+ times	0.5	0.1	0.0	0.0	0.2	
N of Valid	662	743	497	553	2455	
N of Miss	48	35	27	24	134	

Table 100: How many times in the past year (12 months) have you: attacked someone with the idea of seriously hurting them?






Response	6	8	10	12	Total	
Never	92.6	89.8	93.6	92.0	91.8	
1 to 2 times	5.4	7.4	4.6	5.6	5.9	
3 to 5 times	1.2	1.6	1.8	1.5	1.5	
6 to 9 times	0.2	0.3	0.0	0.5	0.2	
10+ times	0.6	0.9	0.0	0.4	0.5	
N of Valid	666	748	500	551	2465	
N of Miss	44	30	24	26	124	

Table 101: How many times in the past year (12 months) have you: been drunk or high at school?






Response	6	8	10	12	Total	
Never	98.8	93.9	89.8	88.6	93.2	
1 to 2 times	0.9	3.6	5.8	5.9	3.9	
3 to 5 times	0.2	1.6	2.6	1.8	1.5	
6 to 9 times	0.0	0.7	0.8	0.9	0.6	
10+ times	0.2	0.3	1.0	2.7	0.9	
N of Valid	663	748	500	555	2466	
N of Miss	47	30	24	22	123	

Table 102: How many times in the past year (12 months) have you: taken a handgun to school?





Response	6	8	10	12	Total	
Never	99.5	99.1	99.4	99.5	99.3	
1 to 2 times	0.5	0.8	0.6	0.2	0.5	
3 to 5 times	0.0	0.0	0.0	0.4	0.1	
6 to 9 times	0.0	0.0	0.0	0.0	0.0	
10+ times	0.0	0.1	0.0	0.0	0.0	
N of Valid	661	747	500	552	2460	
N of Miss	49	31	24	25	129	

Table 103: How many times in the past year (12 months) have you: used e-cigarettes, e-cigars, or e-hookahs (vaping)?





Response	6	8	10	12	Total	
Never	99.5	99.1	99.4	99.5	99.3	
1 to 2 times	0.5	0.8	0.6	0.2	0.5	
3 to 5 times	0.0	0.0	0.0	0.4	0.1	
6 to 9 times	0.0	0.0	0.0	0.0	0.0	
10+ times	0.0	0.1	0.0	0.0	0.0	
N of Valid	661	747	500	552	2460	
N of Miss	49	31	24	25	129	

Table 104: Are you currently on probation, or assigned a probation officer with Juvenile Court?



Response	6	8	10	12	Total	
No	97.0	96.2	97.7	97.1	96.9	
Yes	3.0	3.8	2.3	2.9	3.1	
N of Valid	631	708	471	523	2333	
N of Miss	79	70	53	54	256	

Table 105: Have you ever belonged to a gang?






Response	6	8	10	12	Total	
No	90.9	87.7	89.8	90.6	89.7	
No, but would like to	2.1	2.4	3.3	2.3	2.5	
Yes, in the past	3.3	4.1	3.3	1.3	3.1	
Yes, belong now	3.5	5.0	3.1	5.6	4.3	
Yes, but would like to get out	0.2	0.8	0.6	0.2	0.4	
N of Valid	661	737	491	556	2445	
N of Miss	49	41	33	21	144	

Table 106: If you have ever belonged to a gang, did that gang have a name?




Response	6	8	10	12	Total	
No	18.5	15.7	24.6	19.5	19.1	
Yes	7.0	10.1	7.3	7.5	8.1	
I have never belonged to a gang	74.5	74.2	68.1	73.1	72.8	
N of Valid	660	745	495	550	2450	
N of Miss	50	33	29	27	139	

Table 107: You are at a party at someone's house, and one of your friends offers you a drink containing alcohol. What would you say or do?





Response	6	8	10	12	Total	
Drink it	5.0	18.5	28.7	32.2	20.0	
Tell your friend, 'No thanks, I don't drink' and suggest that you and your friend go and do something else	48.6	41.9	30.1	29.7	38.6	
Just say, 'No thanks' and walk away	30.3	27.4	32.5	31.5	30.1	
Make up a good excuse, tell your friend you had something else to do, and leave	16.1	12.1	8.7	6.7	11.2	
N of Valid	660	744	495	556	2455	
N of Miss	50	34	29	21	134	

Table 108: How often do you attend religious services or activities?





Response	6	8	10	12	Total	
Never	27.0	13.7	18.1	12.8	17.9	
Rarely	17.1	17.9	19.8	23.0	19.2	
1-2 Times a Month	12.6	12.9	14.3	16.5	13.9	
About Once a Week or More	43.3	55.6	47.8	47.7	48.9	
N of Valid	651	739	496	556	2442	
N of Miss	59	39	28	21	147	

Table 109: I think sometimes it's okay to cheat at school.





Response	6	8	10	12	Total	
NO!	58.3	29.8	25.9	19.9	34.4	
no	30.7	44.2	31.9	33.1	35.6	
yes	9.6	22.1	33.7	35.6	24.2	
YES!	1.4	3.9	8.5	11.4	5.9	
N of Valid	655	738	495	553	2441	
N of Miss	55	40	29	24	148	

Table 110: It is important to think before you act.





Response	6	8	10	12	Total	
NO!	3.4	2.7	7.7	3.3	4.0	
no	1.8	3.8	3.0	2.4	2.8	
yes	23.5	35.7	29.9	31.9	30.4	
YES!	71.2	57.7	59.3	62.5	62.8	
N of Valid	650	728	492	552	2422	
N of Miss	60	50	32	25	167	

Table 111: Sometimes I think that life is not worth it.





Response	6	8	10	12	Total	
NO!	54.1	39.8	40.1	40.5	43.8	
no	21.3	22.8	23.2	22.7	22.5	
yes	14.8	23.3	23.4	26.1	21.7	
YES!	9.7	14.2	13.2	10.7	12.0	
N of Valid	647	734	491	551	2423	
N of Miss	63	44	33	26	166	

Table 112: At times I think I am no good at all.





Response	6	8	10	12	Total	
NO!	39.4	27.4	30.9	29.9	31.9	
no	22.7	20.8	20.7	24.0	22.0	
yes	25.5	33.1	32.9	31.4	30.7	
YES!	12.5	18.7	15.4	14.7	15.5	
N of Valid	640	734	492	551	2417	
N of Miss	70	44	32	26	172	

Table 113: All in all, I am inclined to think that I am a failure.





Response	6	8	10	12	Total	
NO!	56.2	41.5	41.3	39.2	44.8	
no	26.1	29.3	29.5	32.0	29.1	
yes	11.4	16.3	20.1	19.9	16.6	
YES!	6.2	13.0	9.1	8.9	9.5	
N of Valid	640	731	492	553	2416	
N of Miss	70	47	32	24	173	

Table 114: In the past year, have you felt depressed or sad MOST days, even if you felt okay sometimes?

Response	6	8	10	12	Total	
NO!	36.8	29.3	30.3	28.2	31.3	
no	17.0	18.7	18.5	25.1	19.7	
yes	27.0	27.3	25.5	24.4	26.2	
YES!	19.2	24.7	25.7	22.4	22.9	
N of Valid	641	733	491	554	2419	
N of Miss	69	45	33	23	170	

Table 115: It is all right to beat up people if they start the fight.

Response	6	8	10	12	Total	
NO!	41.0	27.4	29.7	23.1	30.5	
no	18.6	21.3	16.7	21.3	19.6	
yes	21.1	24.9	25.3	26.4	24.3	
YES!	19.3	26.4	28.3	29.3	25.6	
N of Valid	646	734	491	550	2421	
N of Miss	64	44	33	27	168	

Table 116: I think it is okay to take something without asking if you can get away with it.

Response	6	8	10	12	Total	
NO!	78.7	59.3	59.3	58.8	64.4	
no	18.3	35.9	35.0	34.5	30.7	
yes	2.0	3.7	3.9	5.2	3.6	
YES!	0.9	1.1	1.8	1.4	1.3	
N of Valid	644	733	489	554	2420	
N of Miss	66	45	35	23	169	

Table 117: Where do you get the most information about living a drug and alcohol free life? Parents/guardians





Response	6	8	10	12	Total	
All the time	59.3	54.4	49.8	49.7	53.7	
Most	15.8	20.0	21.9	20.7	19.5	
Some	7.8	12.3	12.5	15.8	12.0	
Very little	17.1	13.3	15.8	13.8	14.9	
N of Valid	619	731	488	551	2389	
N of Miss	91	47	36	26	200	

Table 118: Where do you get the most information about living a drug and alcohol free life? Friends





Response	6	8	10	12	Total	
All the time	20.0	15.4	18.4	15.6	17.2	
Most	14.4	18.5	17.1	15.1	16.4	
Some	20.3	26.9	26.0	29.4	25.6	
Very little	45.3	39.3	38.4	39.9	40.8	
N of Valid	596	710	484	544	2334	
N of Miss	114	68	40	33	255	

Table 119: Where do you get the most information about living a drug and alcohol free life? Family members





Response	6	8	10	12	Total	
All the time	55.0	45.8	39.5	36.2	44.6	
Most	18.4	22.5	22.0	23.2	21.5	
Some	11.8	17.6	19.3	20.3	17.1	
Very little	14.9	14.0	19.1	20.3	16.8	
N of Valid	604	720	486	547	2357	
N of Miss	106	58	38	30	232	

Table 120: Where do you get the most information about living a drug and alcohol free life? School





Response	6	8	10	12	Total	
All the time	60.2	55.7	46.0	46.6	52.8	
Most	14.2	21.7	21.1	23.7	20.1	
Some	9.7	13.5	18.9	17.1	14.4	
Very little	15.9	9.2	14.0	12.6	12.7	
N of Valid	618	720	487	549	2374	
N of Miss	92	58	37	28	215	

Table 121: Where do you get the most information about living a drug and alcohol free life? Internet





Response	6	8	10	12	Total	
All the time	27.0	22.1	20.3	20.3	22.6	
Most	17.0	14.9	16.8	17.5	16.4	
Some	17.7	28.0	26.7	29.0	25.3	
Very little	38.2	35.1	36.1	33.2	35.7	
N of Valid	599	707	487	548	2341	
N of Miss	111	71	37	29	248	

Table 122: Where do you get the most information about living a drug and alcohol free life? TV





Response	6	8	10	12	Total	
All the time	32.3	22.2	22.5	21.5	24.7	
Most	17.9	18.3	16.6	15.9	17.3	
Some	20.0	29.8	26.8	33.0	27.4	
Very little	29.8	29.8	34.0	29.6	30.6	
N of Valid	610	712	488	548	2358	
N of Miss	100	66	36	29	231	

Table 123: Where do you get the most information about living a drug and alcohol free life? Social media





Response	6	8	10	12	Total	
All the time	21.7	18.4	20.2	19.9	20.0	
Most	12.6	13.2	13.3	13.5	13.1	
Some	19.3	24.4	24.7	27.2	23.8	
Very little	46.4	44.0	41.8	39.3	43.0	
N of Valid	595	712	490	547	2344	
N of Miss	115	66	34	30	245	

Table 124: How much do you think people risk harming themselves (physically or in other ways) if they: smoked one or more packs of cigarettes per day?





Response	6	8	10	12	Total	
No risk	18.9	10.7	14.4	9.8	13.4	
Slight risk	8.7	7.9	9.5	7.8	8.4	
Moderate risk	14.9	20.5	17.4	17.5	17.7	
Great risk	57.5	60.8	58.6	64.9	60.4	
N of Valid	630	730	493	550	2403	
N of Miss	80	48	31	27	186	

Table 125: How much do you think people risk harming themselves (physically or in other ways) if they: try marijuana once or twice?





Response	6	8	10	12	Total	
No risk	21.6	22.9	35.4	47.2	30.7	
Slight risk	20.5	29.9	28.8	23.2	25.7	
Moderate risk	22.6	19.3	18.0	12.9	18.4	
Great risk	35.4	27.9	17.8	16.7	25.2	
N of Valid	625	725	489	551	2390	
N of Miss	85	53	35	26	199	

Table 126: How much do you think people risk harming themselves (physically or in other ways) if they: smoke marijuana once or twice a week?





Response	6	8	10	12	Total	
No risk	20.3	17.3	28.2	33.4	24.0	
Slight risk	9.5	18.4	21.4	24.6	18.1	
Moderate risk	23.5	23.1	22.7	19.0	22.2	
Great risk	46.6	41.3	27.8	23.0	35.7	
N of Valid	620	724	490	548	2382	
N of Miss	90	54	34	29	207	

Table 127: How much do you think people risk harming themselves (physically or in other ways) if they: take one or two drinks of an alcoholic beverage (beer, wine, liquor) nearly every day?





Response	6	8	10	12	Total	
No risk	21.2	14.0	19.3	14.7	17.1	
Slight risk	15.7	18.3	22.1	23.8	19.7	
Moderate risk	21.8	25.3	27.0	30.4	25.9	
Great risk	41.3	42.3	31.6	31.1	37.2	
N of Valid	623	726	493	550	2392	
N of Miss	87	52	31	27	197	

Table 128: How much do you think people risk harming themselves (physically or in other ways) if they: have five or more drinks of an alcoholic beverage once or twice a weekend?





Response	6	8	10	12	Total	
No risk	21.1	12.4	16.8	13.8	15.9	
Slight risk	8.3	11.0	14.4	16.4	12.2	
Moderate risk	21.1	25.5	25.6	26.6	24.6	
Great risk	49.6	51.1	43.2	43.2	47.3	
N of Valid	627	726	493	549	2395	
N of Miss	83	52	31	28	194	

Table 129: How much do you think people risk harming themselves (physically or in other ways) if they: use prescription drugs that are not prescribed to them?


Response	6	8	10	12	Total	
No risk	19.6	10.9	14.9	9.4	13.6	
Slight risk	6.2	7.1	7.3	8.3	7.2	
Moderate risk	13.8	17.0	21.4	17.2	17.1	
Great risk	60.4	65.0	56.4	65.0	62.1	
N of Valid	624	723	491	552	2390	
N of Miss	86	55	33	25	199	

Table 130: How much do you think people risk harming themselves (physically or in other ways) if they: use non-prescription drugs to get high?


Response	6	8	10	12	Total	
No risk	19.3	11.5	14.2	9.4	13.6	
Slight risk	5.3	6.1	7.1	6.0	6.1	
Moderate risk	13.6	16.2	19.3	16.5	16.2	
Great risk	61.8	66.3	59.3	68.1	64.1	
N of Valid	623	724	492	551	2390	
N of Miss	87	54	32	26	199	

Table 131: How much do you think people risk harming themselves (physically or in other ways) if they: use e-cigarettes, e-cigars, or e-hookahs?

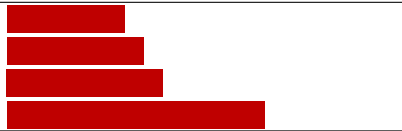
Response	6	8	10	12	Total	
No risk	19.5	13.9	19.4	15.5	16.9	
Slight risk	11.1	21.0	22.9	26.1	20.0	
Moderate risk	20.8	22.5	27.2	23.2	23.2	
Great risk	48.5	42.6	30.5	35.2	39.9	
N of Valid	614	714	485	548	2361	
N of Miss	96	64	39	29	228	

Table 132: Have you ever used smokeless tobacco (chew, snuff, plug, dipping tobacco, or chewing tobacco)?






Response	6	8	10	12	Total	
Never	95.6	91.4	87.3	83.0	89.7	
Once or Twice	3.3	6.1	7.2	7.3	5.9	
Once in a while but not regularly	0.6	1.3	2.2	3.6	1.8	
Regularly in the past	0.5	0.7	1.2	3.8	1.5	
Regularly now	0.0	0.6	2.0	2.2	1.1	
N of Valid	632	719	489	548	2388	
N of Miss	78	59	35	29	201	

Table 133: How often have you used smokeless tobacco during the past 30 days?







Response	6	8	10	12	Total	
Not at all	98.6	96.9	95.7	92.7	96.1	
Once or twice	0.8	1.9	1.4	2.7	1.7	
Once or twice per week	0.3	0.6	0.8	1.3	0.7	
Three to five times per week	0.0	0.0	0.6	0.5	0.3	
About once a day	0.3	0.3	0.6	0.7	0.5	
More than once a day	0.0	0.3	0.8	2.0	0.7	
N of Valid	626	720	486	546	2378	
N of Miss	84	58	38	31	211	

Table 134: Have you ever smoked cigarettes?






Response	6	8	10	12	Total	
Never	91.4	82.4	78.2	75.5	82.3	
Once or Twice	7.3	12.9	12.2	13.0	11.3	
Once in a while but not regularly	0.6	2.8	4.5	6.6	3.4	
Regularly in the past	0.5	1.0	3.7	3.5	2.0	
Regularly now	0.2	1.0	1.4	1.5	1.0	
N of Valid	629	715	491	547	2382	
N of Miss	81	63	33	30	207	

Table 135: How frequently have you smoked cigarettes during the past 30 days?


Response	6	8	10	12	Total	
Not at all	98.7	96.4	94.1	91.6	95.4	
Less than one cigarette per day	0.3	2.1	4.3	5.3	2.8	
One to five cigarettes per day	0.2	0.8	0.8	2.7	1.1	
About one-half pack per day	0.2	0.4	0.4	0.2	0.3	
About one pack per day	0.2	0.1	0.0	0.0	0.1	
About one and one-half packs per day	0.5	0.0	0.2	0.2	0.2	
Two packs or more per day	0.0	0.1	0.2	0.0	0.1	
N of Valid	631	718	491	547	2387	
N of Miss	79	60	33	30	202	

Table 136: Which statement best describes rules about smoking inside your home or your family cars?


Response	6	8	10	12	Total	
Smoking is not allowed anywhere inside your home or cars	61.0	61.1	60.6	63.6	61.5	
Smoking is allowed in some places and at some times or in some cars	8.0	10.8	10.8	9.9	9.9	
Smoking is allowed anywhere inside the home or cars	4.3	4.4	5.1	3.8	4.4	
There are no rules about smoking inside the home or cars	2.9	4.9	6.3	6.0	4.9	
I don't know	23.8	18.8	17.1	16.7	19.3	
N of Valid	625	712	490	546	2373	
N of Miss	85	66	34	31	216	

Table 137: Have you ever used e-cigarettes, e-cigars, or e-hookahs (vaping)?


Response	6	8	10	12	Total	
Never	92.3	72.4	63.6	62.4	73.6	
Once or Twice	4.9	15.3	12.8	12.1	11.3	
Once in a while but not regularly	1.3	6.2	9.7	8.8	6.2	
Regularly in the past	1.0	3.5	7.0	7.5	4.5	
Regularly now	0.5	2.7	7.0	9.2	4.5	
N of Valid	627	713	486	545	2371	
N of Miss	83	65	38	32	218	

Table 138: How frequently have you used e-cigarettes, e-cigars, or e-hookahs (vaping)?








Response	6	8	10	12	Total	
Not at all	97.3	88.2	76.8	75.5	85.3	
Less than 10 puffs per day	1.6	7.3	13.1	11.2	7.9	
10 to 50 puffs per day	0.8	2.1	6.2	6.8	3.7	
About one-half cartomiser per day	0.0	1.3	1.6	3.7	1.6	
About one cartomiser per day	0.2	0.4	1.4	2.2	1.0	
About one and one-half cartomisers per day	0.2	0.1	0.2	0.7	0.3	
Two cartomisers or more per day	0.0	0.6	0.6	0.0	0.3	
N of Valid	621	711	487	547	2366	
N of Miss	89	67	37	30	223	

Table 139: During this school year, were you taught in any of your classes about the dangers of tobacco use?






Response	6	8	10	12	Total	
Never	21.7	17.0	33.6	31.6	25.0	
Rarely	14.1	15.9	17.7	21.0	17.0	
Sometimes	21.5	25.0	22.6	27.6	24.2	
Often	23.9	25.7	16.5	12.0	20.2	
Almost always	18.8	16.3	9.6	7.8	13.6	
N of Valid	632	711	491	548	2382	
N of Miss	78	67	33	29	207	

Table 140: During the past 12 months, have you participated in any community activities to discourage people your age from using cigarettes, chewing tobacco, snuff, dip or cigars, e-cigarettes, e-cigars, or e-hookahs?






Response	6	8	10	12	Total	
Never	64.1	57.6	73.6	68.0	65.0	
Rarely	11.3	15.6	11.2	14.1	13.2	
Sometimes	10.7	11.5	7.2	10.1	10.1	
Often	7.0	9.5	3.7	4.9	6.6	
Almost always	7.0	5.8	4.3	2.9	5.1	
N of Valid	618	706	484	547	2355	
N of Miss	92	72	40	30	234	

Table 141: Think back over the last two weeks. How many times have you had five or more alcoholic drinks in a row?







Response	6	8	10	12	Total	
None	98.0	92.6	86.4	83.0	90.5	
Once	1.2	3.5	5.2	6.7	4.0	
Twice	0.7	1.8	2.9	4.6	2.4	
3-5 times	0.2	0.7	2.9	2.4	1.4	
6-9 times	0.0	1.0	0.6	1.3	0.7	
10 or more times	0.0	0.3	2.1	2.0	1.0	
N of Valid	607	707	485	541	2340	
N of Miss	103	71	39	36	249	

Table 142: During the past 30 days, how many times did you ride in a car or other vehicle driven by someone who had been drinking alcohol or using drugs to get high?






Response	6	8	10	12	Total	
0 times	87.0	83.9	81.6	85.6	84.7	
1 time	5.7	7.3	4.9	4.8	5.8	
2 or 3 times	2.8	5.4	8.5	5.2	5.3	
4 or 5 times	0.5	1.4	1.9	1.3	1.2	
6 or more times	4.1	2.0	3.1	3.1	3.0	
N of Valid	615	709	485	543	2352	
N of Miss	95	69	39	34	237	

Table 143: During the past 30 days, how many times did you drive a car or other vehicle when you had been drinking alcohol or using drugs to get high?







Response	6	8	10	12	Total	
I did not drive a car in the past 30 days	46.7	51.3	40.2	28.8	42.6	
0 times	51.0	45.7	54.2	63.6	53.0	
1 time	1.1	1.0	2.3	4.1	2.0	
2 or 3 times	0.2	1.3	1.4	1.3	1.0	
4 or 5 times	0.5	0.4	0.8	0.7	0.6	
6 or more times	0.5	0.3	1.0	1.5	0.8	
N of Valid	614	705	485	541	2345	
N of Miss	96	73	39	36	244	

Table 144: If you drank alcohol (not just a sip or taste) in the past year, where did you usually drink it?











Response	6	8	10	12	Total	
I did not drink alcohol in the past year	93.0	77.9	69.2	60.8	76.1	
At my home	3.8	10.4	10.6	14.3	9.6	
At someone else's home	1.7	8.3	15.6	17.8	10.3	
At an open area like a park, beach, field, back road, woods, or a street corner	0.7	1.4	1.9	2.6	1.6	
At a sporting event or concert	0.2	0.3	0.6	0.9	0.5	
At a restaurant, bar, or a nightclub	0.3	0.4	0.8	1.3	0.7	
At an empty building or a construction site	0.2	0.3	0.2	0.4	0.3	
At a hotel/motel	0.0	0.6	0.0	1.5	0.5	
An a car	0.2	0.3	0.6	0.4	0.3	
At school	0.0	0.1	0.4	0.0	0.1	
N of Valid	601	702	480	533	2316	
N of Miss	109	76	44	44	273	

Table 145: How do you feel about someone your age having one or two drinks of an alcoholic beverage nearly every day?





Response	6	8	10	12	Total	
Neither approve nor disapprove	21.6	26.4	36.2	39.2	30.1	
Somewhat disapprove	8.9	14.1	20.6	18.7	15.1	
Strongly disapprove	49.3	43.6	30.0	31.1	39.4	
Don't know or can't say	20.2	15.8	13.2	11.1	15.3	
N of Valid	615	708	486	541	2350	
N of Miss	95	70	38	36	239	

Table 146: On how many occasions have you had alcoholic beverages (beer, wine or hard liquor) to drink in your lifetime - more than just a few sips?






Response	6	8	10	12	Total	
0	89.5	72.1	66.2	56.2	71.7	
1-2	7.9	13.3	12.2	12.7	11.5	
3-5	1.5	7.6	6.6	9.9	6.3	
6-9	0.5	1.9	5.2	3.9	2.7	
10+	0.7	5.2	9.9	17.3	7.8	
N of Valid	608	698	485	537	2328	
N of Miss	102	80	39	40	261	

Table 147: On how many occasions have you drunk one of more drinks of an alcoholic beverage during the past 30 days?






Response	6	8	10	12	Total	
0	98.2	91.2	85.3	77.1	88.5	
1-2	1.5	6.6	9.5	14.4	7.7	
3-5	0.3	1.0	2.9	3.7	1.9	
6-9	0.0	0.4	1.0	1.7	0.7	
10+	0.0	0.7	1.2	3.2	1.2	
N of Valid	608	692	484	536	2320	
N of Miss	102	86	40	41	269	

Table 148: On how many occasions have you used marijuana (grass, pot) or hashish (hash, hash oil) in your lifetime?






Response	6	8	10	12	Total	
0	98.2	90.2	83.9	74.5	87.3	
1-2	1.0	4.5	3.7	6.9	4.0	
3-5	0.5	2.0	4.1	4.1	2.5	
6-9	0.0	0.9	1.9	2.8	1.3	
10+	0.3	2.5	6.4	11.7	4.9	
N of Valid	608	692	484	537	2321	
N of Miss	102	86	40	40	268	

Table 149: On how many occasions have you used marijuana (grass, pot) or hashish (hash, hash oil) during the past 30 days?






Response	6	8	10	12	Total	
0	99.5	96.8	92.9	89.0	94.9	
1-2	0.3	1.7	2.3	3.7	1.9	
3-5	0.2	0.7	2.3	2.2	1.3	
6-9	0.0	0.3	0.6	1.1	0.5	
10+	0.0	0.4	1.9	3.9	1.4	
N of Valid	607	694	482	534	2317	
N of Miss	103	84	42	43	272	

Table 150: On how many occasions have you used LSD or other psychedelics in your lifetime?


Response	6	8	10	12	Total	
0	99.8	99.1	98.6	98.3	99.0	
1-2	0.0	0.6	0.6	0.7	0.5	
3-5	0.0	0.3	0.6	0.6	0.3	
6-9	0.2	0.0	0.2	0.0	0.1	
10+	0.0	0.0	0.0	0.4	0.1	
N of Valid	606	695	485	538	2324	
N of Miss	104	83	39	39	265	

Table 151: On how many occasions have you used LSD or other psychedelics during the past 30 days?


Response	6	8	10	12	Total	
0	100.0	99.9	99.4	99.3	99.7	
1-2	0.0	0.1	0.2	0.4	0.2	
3-5	0.0	0.0	0.2	0.2	0.1	
6-9	0.0	0.0	0.2	0.0	0.0	
10+	0.0	0.0	0.0	0.2	0.0	
N of Valid	603	692	485	538	2318	
N of Miss	107	86	39	39	271	

Table 152: On how many occasions have you used cocaine or crack in your lifetime?


Response	6	8	10	12	Total	
0	99.7	99.3	99.4	99.1	99.4	
1-2	0.0	0.3	0.2	0.7	0.3	
3-5	0.2	0.3	0.4	0.0	0.2	
6-9	0.0	0.0	0.0	0.0	0.0	
10+	0.2	0.1	0.0	0.2	0.1	
N of Valid	608	692	485	538	2323	
N of Miss	102	86	39	39	266	

Table 153: On how many occasions have you used cocaine or crack during the past 30 days?






Response	6	8	10	12	Total	
0	99.8	99.4	99.6	99.3	99.5	
1-2	0.2	0.4	0.2	0.6	0.3	
3-5	0.0	0.0	0.2	0.0	0.0	
6-9	0.0	0.1	0.0	0.0	0.0	
10+	0.0	0.0	0.0	0.2	0.0	
N of Valid	604	689	485	538	2316	
N of Miss	106	89	39	39	273	

Table 154: On how many occasions have you sniffed glue, breathed the contents of an aerosol spray can, or inhaled other gases or sprays, in order to get high in your lifetime?






Response	6	8	10	12	Total	
0	95.7	92.8	93.0	96.8	94.5	
1-2	3.5	4.5	4.3	2.2	3.7	
3-5	0.7	0.9	1.2	0.0	0.7	
6-9	0.0	0.6	0.4	0.4	0.3	
10+	0.2	1.3	1.0	0.6	0.8	
N of Valid	605	696	485	538	2324	
N of Miss	105	82	39	39	265	

Table 155: On how many occasions have you sniffed glue, breathed the contents of an aerosol spray can, or inhaled other gases or sprays, in order to get high during the past 30 days?






Response	6	8	10	12	Total	
0	98.3	97.0	97.7	99.3	98.0	
1-2	1.0	1.9	1.4	0.4	1.2	
3-5	0.3	0.1	0.2	0.0	0.2	
6-9	0.0	0.6	0.4	0.0	0.3	
10+	0.3	0.4	0.2	0.4	0.3	
N of Valid	598	689	483	535	2305	
N of Miss	112	89	41	42	284	

Table 156: On how many occasions have you used Pegaramide (peg, Peggy, etc.) in your lifetime?


Response	6	8	10	12	Total	
0	100.0	100.0	100.0	100.0	100.0	
1-2	0.0	0.0	0.0	0.0	0.0	
3-5	0.0	0.0	0.0	0.0	0.0	
6-9	0.0	0.0	0.0	0.0	0.0	
10+	0.0	0.0	0.0	0.0	0.0	
N of Valid	602	691	484	536	2313	
N of Miss	108	87	40	41	276	

Table 157: On how many occasions have you used Pegaramide (peg, Peggy, etc.) during the past 30 days?


Response	6	8	10	12	Total	
0	100.0	100.0	100.0	100.0	100.0	
1-2	0.0	0.0	0.0	0.0	0.0	
3-5	0.0	0.0	0.0	0.0	0.0	
6-9	0.0	0.0	0.0	0.0	0.0	
10+	0.0	0.0	0.0	0.0	0.0	
N of Valid	600	694	483	535	2312	
N of Miss	110	84	41	42	277	

Table 158: On how many occasions have you used synthetic marijuana (K2, spice) in your lifetime?





Response	6	8	10	12	Total	
0	99.8	98.3	98.1	98.9	98.8	
1-2	0.2	1.2	1.2	1.1	0.9	
3-5	0.0	0.4	0.4	0.0	0.2	
6-9	0.0	0.0	0.0	0.0	0.0	
10+	0.0	0.1	0.2	0.0	0.1	
N of Valid	600	694	485	537	2316	
N of Miss	110	84	39	40	273	

Table 159: On how many occasions have you used synthetic marijuana (K2, spice) during the past 30 days?

Response	6	8	10	12	Total	
0	100.0	99.4	99.4	99.8	99.7	
1-2	0.0	0.4	0.4	0.2	0.3	
3-5	0.0	0.1	0.0	0.0	0.0	
6-9	0.0	0.0	0.0	0.0	0.0	
10+	0.0	0.0	0.2	0.0	0.0	
N of Valid	599	695	484	537	2315	
N of Miss	111	83	40	40	274	

Table 160: On how many occasions have you used methamphetamines (meth, speed, crank, crystal meth) in your lifetime?

Response	6	8	10	12	Total	
0	100.0	99.1	100.0	99.8	99.7	
1-2	0.0	0.6	0.0	0.2	0.2	
3-5	0.0	0.0	0.0	0.0	0.0	
6-9	0.0	0.1	0.0	0.0	0.0	
10+	0.0	0.1	0.0	0.0	0.0	
N of Valid	599	694	484	536	2313	
N of Miss	111	84	40	41	276	

Table 161: On how many occasions have you used methamphetamines (meth, speed, crank, crystal meth) in the past 30 days?

Response	6	8	10	12	Total	
0	99.8	100.0	100.0	100.0	100.0	
1-2	0.2	0.0	0.0	0.0	0.0	
3-5	0.0	0.0	0.0	0.0	0.0	
6-9	0.0	0.0	0.0	0.0	0.0	
10+	0.0	0.0	0.0	0.0	0.0	
N of Valid	598	692	484	536	2310	
N of Miss	112	86	40	41	279	

Table 162: On how many occasions have you used other chemical products (bath salts, plant food, etc.) in your lifetime?






Response	6	8	10	12	Total	
0	97.8	98.4	99.0	99.8	98.7	
1-2	1.0	1.2	0.6	0.0	0.7	
3-5	0.5	0.3	0.4	0.2	0.3	
6-9	0.2	0.0	0.0	0.0	0.0	
10+	0.5	0.1	0.0	0.0	0.2	
N of Valid	600	693	485	534	2312	
N of Miss	110	85	39	43	277	

Table 163: On how many occasions have you used other chemical products (bath salts, plant food, etc.) during the past 30 days?





Response	6	8	10	12	Total	
0	99.0	99.3	99.4	100.0	99.4	
1-2	0.8	0.6	0.6	0.0	0.5	
3-5	0.0	0.1	0.0	0.0	0.0	
6-9	0.0	0.0	0.0	0.0	0.0	
10+	0.2	0.0	0.0	0.0	0.0	
N of Valid	594	688	484	536	2302	
N of Miss	116	90	40	41	287	

Table 164: On how many occasions have you used heroin or other opiates in your lifetime?





Response	6	8	10	12	Total	
0	99.8	99.6	99.8	99.6	99.7	
1-2	0.2	0.3	0.2	0.2	0.2	
3-5	0.0	0.0	0.0	0.2	0.0	
6-9	0.0	0.0	0.0	0.0	0.0	
10+	0.0	0.1	0.0	0.0	0.0	
N of Valid	597	687	484	536	2304	
N of Miss	113	91	40	41	285	

Table 165: On how many occasions have you used heroin or other opiates during the past 30 days?



Response	6	8	10	12	Total	
0	100.0	100.0	100.0	99.8	100.0	
1-2	0.0	0.0	0.0	0.2	0.0	
3-5	0.0	0.0	0.0	0.0	0.0	
6-9	0.0	0.0	0.0	0.0	0.0	
10+	0.0	0.0	0.0	0.0	0.0	
N of Valid	573	663	475	525	2236	
N of Miss	137	115	49	52	353	

Table 166: On how many occasions have you used MDMA ('X', 'E', or ecstasy) in your lifetime?






Response	6	8	10	12	Total	
0	100.0	99.3	99.2	97.8	99.1	
1-2	0.0	0.3	0.2	1.1	0.4	
3-5	0.0	0.4	0.4	0.9	0.4	
6-9	0.0	0.0	0.2	0.0	0.0	
10+	0.0	0.0	0.0	0.2	0.0	
N of Valid	592	687	483	536	2298	
N of Miss	118	91	41	41	291	

Table 167: On how many occasions have you used MDMA ('X', 'E', or ecstasy) during the past 30 days?





Response	6	8	10	12	Total	
0	100.0	99.9	99.8	99.6	99.8	
1-2	0.0	0.1	0.2	0.0	0.1	
3-5	0.0	0.0	0.0	0.2	0.0	
6-9	0.0	0.0	0.0	0.0	0.0	
10+	0.0	0.0	0.0	0.2	0.0	
N of Valid	590	687	479	535	2291	
N of Miss	120	91	45	42	298	

Table 168: On how many occasions have you taken prescription drugs (such as Valium, Xanax, Ritalin, Adderall, OxyContin, Tramadol, or sleeping pills) not prescribed to you in your lifetime?

Response	6	8	10	12	Total	
0	97.3	93.9	94.0	90.9	94.1	
1-2	1.8	2.8	2.7	3.9	2.8	
3-5	0.2	1.5	1.0	2.0	1.2	
6-9	0.2	0.4	0.8	0.9	0.6	
10+	0.5	1.5	1.5	2.2	1.4	
N of Valid	599	689	482	537	2307	
N of Miss	111	89	42	40	282	

Table 169: On how many occasions have you taken prescription drugs (such as Valium, Xanax, Ritalin, Adderall, OxyContin, Tramadol, or sleeping pills) not prescribed to you during the past 30 days?

Response	6	8	10	12	Total	
0	98.8	97.1	97.9	97.0	97.7	
1-2	0.3	1.6	1.2	2.2	1.3	
3-5	0.3	0.9	0.4	0.7	0.6	
6-9	0.2	0.3	0.4	0.0	0.2	
10+	0.3	0.1	0.0	0.0	0.1	
N of Valid	597	691	481	535	2304	
N of Miss	113	87	43	42	285	

Table 170: On how many occasions have you taken non-prescription medicines such as diet pills (for example, Dietac, Dexatrim or Prolamine), stay-awake pills (for example No-Doz, Vivarin, or Wake), or cough or cold medicines (robos, DXM, etc.) to get high in your lifetime?

Response	6	8	10	12	Total	
0	99.0	97.5	97.7	97.0	97.8	
1-2	0.5	0.9	1.2	1.9	1.1	
3-5	0.3	0.7	0.6	0.2	0.5	
6-9	0.0	0.4	0.4	0.6	0.3	
10+	0.2	0.4	0.0	0.4	0.3	
N of Valid	596	689	483	536	2304	
N of Miss	114	89	41	41	285	

Table 171: On how many occasions have you taken non-prescription medicines such as diet pills (for example, Dietac, Dexatrim or Prolamine), stay-awake pills (for example No-Doz, Vivarin, or Wake), or cough or cold medicines (robos, DXM, etc.) to get high during the past 30 days?





Response	6	8	10	12	Total	
0	99.3	98.1	99.2	99.3	98.9	
1-2	0.5	1.5	0.4	0.7	0.8	
3-5	0.2	0.3	0.4	0.0	0.2	
6-9	0.0	0.0	0.0	0.0	0.0	
10+	0.0	0.1	0.0	0.0	0.0	
N of Valid	593	688	482	536	2299	
N of Miss	117	90	42	41	290	

Table 172: On how many occasions have you been drunk or very high from drinking alcoholic beverages during the past 30 days?






Response	6	8	10	12	Total	
0	99.7	96.2	92.3	88.0	94.4	
1-2	0.2	2.9	5.0	6.2	3.4	
3-5	0.0	0.3	1.2	2.4	0.9	
6-9	0.2	0.1	0.6	1.5	0.6	
10+	0.0	0.4	0.8	1.9	0.7	
N of Valid	595	689	480	532	2296	
N of Miss	115	89	44	45	293	

Table 173: On how many occasions have you drunk flavored alcoholic beverages, sometimes called 'alcopops' (like Mike's Hard Lemonade, Smirnoff Ice, Bacardi Breezers, etc.) in your lifetime?






Response	6	8	10	12	Total	
0	96.8	89.1	81.9	69.8	85.1	
1-2	1.8	5.1	5.2	10.1	5.4	
3-5	0.7	2.6	4.6	5.0	3.1	
6-9	0.2	1.5	2.3	3.4	1.7	
10+	0.5	1.7	6.0	11.7	4.6	
N of Valid	596	688	481	537	2302	
N of Miss	114	90	43	40	287	

Table 174: On how many occasions have you drunk flavored alcoholic beverages, sometimes called 'alcopops' (like Mike's Hard Lemonade, Smirnoff Ice, Bacardi Breezers, etc.) during the past 30 days?


Response	6	8	10	12	Total	
0	99.3	95.1	92.1	86.6	93.6	
1-2	0.7	3.3	4.4	6.9	3.7	
3-5	0.0	1.3	2.1	3.2	1.6	
6-9	0.0	0.0	0.6	0.6	0.3	
10+	0.0	0.3	0.8	2.8	0.9	
N of Valid	597	689	480	537	2303	
N of Miss	113	89	44	40	286	

Table 175: If you smoked cigarettes (not just a puff or drag) in the past year, how did you usually get them?


Response	6	8	10	12	Total	
I did not smoke cigarettes in the past year	94.8	90.4	84.7	85.6	89.2	
I bought them myself with a fake ID	0.2	0.0	0.0	0.0	0.0	
I bought them myself without a fake ID	0.0	0.0	0.4	1.9	0.5	
I got them from someone I know age 18 or older	0.5	1.5	2.9	4.1	2.2	
I got them from someone I know under age 18	0.2	1.8	2.1	1.3	1.3	
I got them from my brother or sister	0.2	0.1	1.1	0.6	0.4	
I got them from home with my parents' permission	0.2	0.6	0.4	0.8	0.5	
I got them from home without my parents' permission	0.9	1.3	2.9	0.9	1.5	
I got them from another relative	0.3	0.9	1.3	0.6	0.7	
A stranger bought them for me	0.0	0.0	0.2	0.6	0.2	
I took them from a store or shop	0.2	0.0	0.2	0.0	0.1	
Other	2.6	3.5	3.8	3.8	3.4	
N of Valid	580	684	476	533	2273	
N of Miss	130	94	48	44	316	

Table 176: If you used e-cigarettes, e-cigars, or e-hookahs (not just a puff or drag) in the past year, how did you usually get them? - I did not use e-cigarettes, e-cigars, or e-hookahs in the past year



Response	6	8	10	12	Total	
No	4.6	16.9	23.9	26.1	17.4	
Yes	95.4	83.1	76.1	73.9	82.6	
N of Valid	563	676	464	533	2236	
N of Miss	0	0	0	0	0	

Table 177: If you used e-cigarettes, e-cigars, or e-hookahs (not just a puff or drag) in the past year, how did you usually get them? - I bought them in a store such as a convenience store, supermarket, discount store, or gas station



Response	6	8	10	12	Total	
No	99.1	99.3	98.1	94.9	97.9	
Yes	0.9	0.7	1.9	5.1	2.1	
N of Valid	563	676	464	533	2236	
N of Miss	0	0	0	0	0	

Table 178: If you used e-cigarettes, e-cigars, or e-hookahs (not just a puff or drag) in the past year, how did you usually get them? - I got them on the Internet



Response	6	8	10	12	Total	
No	99.8	99.6	99.4	98.5	99.3	
Yes	0.2	0.4	0.6	1.5	0.7	
N of Valid	563	676	464	533	2236	
N of Miss	0	0	0	0	0	

Table 179: If you used e-cigarettes, e-cigars, or e-hookahs (not just a puff or drag) in the past year, how did you usually get them? - I got them at a store that sells electronic cigarettes, such as a "vape shop"



Response	6	8	10	12	Total	
No	99.5	99.4	99.1	97.4	98.9	
Yes	0.5	0.6	0.9	2.6	1.1	
N of Valid	563	676	464	533	2236	
N of Miss	0	0	0	0	0	

Table 180: If you used e-cigarettes, e-cigars, or e-hookahs (not just a puff or drag) in the past year, how did you usually get them? - I got them from a family member



Response	6	8	10	12	Total	
No	98.4	95.6	95.5	97.0	96.6	
Yes	1.6	4.4	4.5	3.0	3.4	
N of Valid	563	676	464	533	2236	
N of Miss	0	0	0	0	0	

Table 181: If you used e-cigarettes, e-cigars, or e-hookahs (not just a puff or drag) in the past year, how did you usually get them? - I got them from a friend



Response	6	8	10	12	Total	
No	98.0	87.6	81.9	83.7	88.1	
Yes	2.0	12.4	18.1	16.3	11.9	
N of Valid	563	676	464	533	2236	
N of Miss	0	0	0	0	0	

Table 182: If you used e-cigarettes, e-cigars, or e-hookahs (not just a puff or drag) in the past year, how did you usually get them? - A stranger got them for me



Response	6	8	10	12	Total	
No	99.8	100.0	98.5	98.9	99.4	
Yes	0.2	0.0	1.5	1.1	0.6	
N of Valid	563	676	464	533	2236	
N of Miss	0	0	0	0	0	

Table 183: If you used e-cigarettes, e-cigars, or e-hookahs (not just a puff or drag) in the past year, how did you usually get them? - I took them from a store or shop



Response	6	8	10	12	Total	
No	99.8	99.9	99.8	99.4	99.7	
Yes	0.2	0.1	0.2	0.6	0.3	
N of Valid	563	676	464	533	2236	
N of Miss	0	0	0	0	0	

Table 184: If you used e-cigarettes, e-cigars, or e-hookahs (not just a puff or drag) in the past year, how did you usually get them? - I got them some other way



Response	6	8	10	12	Total	
No	98.4	98.2	96.8	97.7	97.9	
Yes	1.6	1.8	3.2	2.3	2.1	
N of Valid	563	676	464	533	2236	
N of Miss	0	0	0	0	0	

Table 185: If you used marijuana (grass, pot) (not just a puff or drag) in the past year, how did you usually get it? - I did not use marijuana (grass, pot) in the past year



Response	6	8	10	12	Total	
No	3.2	10.0	16.0	23.3	12.6	
Yes	96.8	90.0	84.0	76.7	87.4	
N of Valid	564	683	470	529	2246	
N of Miss	0	0	0	0	0	

Table 186: If you used marijuana (grass, pot) (not just a puff or drag) in the past year, how did you usually get it? - I bought it myself



Response	6	8	10	12	Total	
No	99.3	98.2	93.8	89.4	95.5	
Yes	0.7	1.8	6.2	10.6	4.5	
N of Valid	564	683	470	529	2246	
N of Miss	0	0	0	0	0	

Table 187: If you used marijuana (grass, pot) (not just a puff or drag) in the past year, how did you usually get it? - I got it from someone at school



Response	6	8	10	12	Total	
No	99.5	97.5	96.2	96.8	97.6	
Yes	0.5	2.5	3.8	3.2	2.4	
N of Valid	564	683	470	529	2246	
N of Miss	0	0	0	0	0	

Table 188: If you used marijuana (grass, pot) (not just a puff or drag) in the past year, how did you usually get it? - I got it from someone with a medical marijuana card



Response	6	8	10	12	Total	
No	99.6	99.6	99.6	98.7	99.4	
Yes	0.4	0.4	0.4	1.3	0.6	
N of Valid	564	683	470	529	2246	
N of Miss	0	0	0	0	0	

Table 189: If you used marijuana (grass, pot) (not just a puff or drag) in the past year, how did you usually get it? - I got it from my brother or sister



Response	6	8	10	12	Total	
No	99.8	99.1	98.7	97.7	98.9	
Yes	0.2	0.9	1.3	2.3	1.1	
N of Valid	564	683	470	529	2246	
N of Miss	0	0	0	0	0	

Table 190: If you used marijuana (grass, pot) (not just a puff or drag) in the past year, how did you usually get it? - I got it from another relative



Response	6	8	10	12	Total	
No	99.3	97.4	97.7	97.5	98.0	
Yes	0.7	2.6	2.3	2.5	2.0	
N of Valid	564	683	470	529	2246	
N of Miss	0	0	0	0	0	

Table 191: If you used marijuana (grass, pot) (not just a puff or drag) in the past year, how did you usually get it? - Other



Response	6	8	10	12	Total	
No	97.7	95.2	93.6	91.1	94.5	
Yes	2.3	4.8	6.4	8.9	5.5	
N of Valid	564	683	470	529	2246	
N of Miss	0	0	0	0	0	

Table 192: If you drank alcohol (not just a sip or taste) in the past year, how did you usually get it?













Response	6	8	10	12	Total	
I did not drink alcohol in the past year	93.5	79.1	72.3	62.6	77.5	
I bought it myself with a fake ID	0.0	0.1	0.4	0.4	0.2	
I bought it myself without a fake ID	0.0	0.0	0.2	1.3	0.4	
I got it from someone I know age 21 or older	0.7	4.0	8.1	16.8	7.0	
I got it from someone I know under age 21	0.4	1.6	2.8	3.6	2.0	
I got it from my brother or sister	0.2	1.2	1.5	1.0	0.9	
I got it from home with my parents' permission	2.1	4.0	4.0	5.3	3.8	
I got it from home without my parents' permission	0.0	3.5	3.4	1.1	2.0	
I got it from another relative	0.5	1.9	1.9	1.5	1.5	
A stranger bought it for me	0.0	0.0	0.9	0.4	0.3	
I took it from a store or shop	0.2	0.0	0.2	0.2	0.1	
Other	2.5	4.7	4.3	5.7	4.3	
N of Valid	567	683	470	524	2244	
N of Miss	143	95	54	53	345	

Table 193: If you used prescription drugs or over the counter drugs without a doctor telling you to use it or for the purpose of getting high, where did you get these drugs? - Did not use



Response	6	8	10	12	Total	
No	1.2	3.5	4.3	4.5	3.3	
Yes	98.8	96.5	95.7	95.5	96.7	
N of Valid	563	666	470	528	2227	
N of Miss	0	0	0	0	0	

Table 194: If you used prescription drugs or over the counter drugs without a doctor telling you to use it or for the purpose of getting high, where did you get these drugs? -
Bought or took from store or shop



Response	6	8	10	12	Total	
No	99.6	99.7	99.4	99.6	99.6	
Yes	0.4	0.3	0.6	0.4	0.4	
N of Valid	563	666	470	528	2227	
N of Miss	0	0	0	0	0	

Table 195: If you used prescription drugs or over the counter drugs without a doctor telling you to use it or for the purpose of getting high, where did you get these drugs? -
Got from parents with permission



Response	6	8	10	12	Total	
No	99.8	99.7	99.6	99.1	99.6	
Yes	0.2	0.3	0.4	0.9	0.4	
N of Valid	563	666	470	528	2227	
N of Miss	0	0	0	0	0	

Table 196: If you used prescription drugs or over the counter drugs without a doctor telling you to use it or for the purpose of getting high, where did you get these drugs? -
Got from home without permission



Response	6	8	10	12	Total	
No	100.0	99.1	98.9	99.4	99.4	
Yes	0.0	0.9	1.1	0.6	0.6	
N of Valid	563	666	470	528	2227	
N of Miss	0	0	0	0	0	

Table 197: If you used prescription drugs or over the counter drugs without a doctor telling you to use it or for the purpose of getting high, where did you get these drugs? -
Got from relative with permission



Response	6	8	10	12	Total	
No	99.8	99.4	100.0	99.6	99.7	
Yes	0.2	0.6	0.0	0.4	0.3	
N of Valid	563	666	470	528	2227	
N of Miss	0	0	0	0	0	

Table 198: If you used prescription drugs or over the counter drugs without a doctor telling you to use it or for the purpose of getting high, where did you get these drugs? -
Got from relative without permission



Response	6	8	10	12	Total	
No	100.0	100.0	99.4	99.8	99.8	
Yes	0.0	0.0	0.6	0.2	0.2	
N of Valid	563	666	470	528	2227	
N of Miss	0	0	0	0	0	

Table 199: If you used prescription drugs or over the counter drugs without a doctor telling you to use it or for the purpose of getting high, where did you get these drugs? -
Got from friend's home with permission



Response	6	8	10	12	Total	
No	100.0	99.8	99.1	99.4	99.6	
Yes	0.0	0.2	0.9	0.6	0.4	
N of Valid	563	666	470	528	2227	
N of Miss	0	0	0	0	0	

Table 200: If you used prescription drugs or over the counter drugs without a doctor telling you to use it or for the purpose of getting high, where did you get these drugs? -
Got from friend's home without permission



Response	6	8	10	12	Total	
No	100.0	99.5	100.0	99.2	99.7	
Yes	0.0	0.5	0.0	0.8	0.3	
N of Valid	563	666	470	528	2227	
N of Miss	0	0	0	0	0	

Table 201: If you used prescription drugs or over the counter drugs without a doctor telling you to use it or for the purpose of getting high, where did you get these drugs? -
Got from friend at school



Response	6	8	10	12	Total	
No	99.8	99.4	99.4	99.2	99.5	
Yes	0.2	0.6	0.6	0.8	0.5	
N of Valid	563	666	470	528	2227	
N of Miss	0	0	0	0	0	

Table 202: If you used prescription drugs or over the counter drugs without a doctor telling you to use it or for the purpose of getting high, where did you get these drugs? -
Got from friend at party



Response	6	8	10	12	Total	
No	99.8	99.8	99.6	99.6	99.7	
Yes	0.2	0.2	0.4	0.4	0.3	
N of Valid	563	666	470	528	2227	
N of Miss	0	0	0	0	0	

Table 203: If you used prescription drugs or over the counter drugs without a doctor telling you to use it or for the purpose of getting high, where did you get these drugs? -
Got from friend, elsewhere



Response	6	8	10	12	Total	
No	99.6	99.2	98.5	98.7	99.1	
Yes	0.4	0.8	1.5	1.3	0.9	
N of Valid	563	666	470	528	2227	
N of Miss	0	0	0	0	0	

Table 204: If you used prescription drugs or over the counter drugs without a doctor telling you to use it or for the purpose of getting high, where did you get these drugs? -
Got from internet sale



Response	6	8	10	12	Total	
No	100.0	99.8	99.4	100.0	99.8	
Yes	0.0	0.2	0.6	0.0	0.2	
N of Valid	563	666	470	528	2227	
N of Miss	0	0	0	0	0	

Table 205: During the last month, about how many marijuana cigarettes, or the equivalent, did you smoke a day, on the average?


Response	6	8	10	12	Total	
None	99.1	95.1	91.9	87.0	93.6	
Less than 1 a day	0.5	2.9	2.3	5.5	2.8	
1 a day	0.2	0.6	1.7	1.1	0.8	
2-3 a day	0.0	0.7	2.6	2.9	1.4	
4-6 a day	0.0	0.3	0.6	1.3	0.5	
7-10 a day	0.0	0.0	0.2	1.1	0.3	
11 or more a day	0.2	0.3	0.6	1.0	0.5	
N of Valid	569	680	470	525	2244	
N of Miss	141	98	54	52	345	

Table 206: How wrong do your friends feel it would be for YOU to: have one or two drinks of an alcoholic beverage nearly every day?

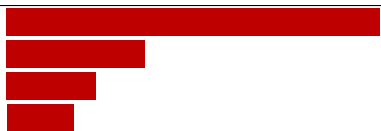
Response	6	8	10	12	Total	
Very wrong	78.7	59.5	54.1	42.0	59.2	
Wrong	12.9	21.6	21.0	25.9	20.2	
A little bit wrong	5.3	12.5	13.6	17.8	12.2	
Not at all wrong	3.1	6.4	11.3	14.3	8.4	
N of Valid	582	686	477	533	2278	
N of Miss	128	92	47	44	311	

Table 207: How wrong do your friends feel it would be for YOU to: smoke tobacco?


Response	6	8	10	12	Total	
Very wrong	83.1	64.9	61.6	50.8	65.5	
Wrong	10.9	21.8	19.1	21.8	18.4	
A little bit wrong	3.6	9.9	10.1	15.4	9.6	
Not at all wrong	2.4	3.4	9.2	12.0	6.4	
N of Valid	580	684	476	532	2272	
N of Miss	130	94	48	45	317	

Table 208: How wrong do your friends feel it would be for YOU to: smoke marijuana?

Response	6	8	10	12	Total	
Very wrong	84.7	62.0	57.9	40.4	61.9	
Wrong	9.7	19.3	15.8	18.4	15.9	
A little bit wrong	2.4	9.8	11.4	17.3	10.0	
Not at all wrong	3.3	8.9	14.9	23.9	12.2	
N of Valid	580	684	475	532	2271	
N of Miss	130	94	49	45	318	

Table 209: How wrong do your friends feel it would be for YOU to: use prescription drugs not prescribed to you?

Response	6	8	10	12	Total	
Very wrong	87.2	74.2	76.1	68.7	76.6	
Wrong	8.3	17.5	14.8	19.4	15.0	
A little bit wrong	2.6	5.1	4.2	6.2	4.6	
Not at all wrong	1.9	3.2	4.9	5.7	3.8	
N of Valid	576	681	473	530	2260	
N of Miss	134	97	51	47	329	

Table 210: How wrong would most adults (over 21) in your neighborhood think it is for kids your age: to use marijuana?

Response	6	8	10	12	Total	
Very wrong	90.5	76.2	73.5	61.0	75.7	
Wrong	6.2	14.4	13.4	19.1	13.2	
A little bit wrong	2.6	6.1	6.9	11.8	6.7	
Not at all wrong	0.7	3.3	6.1	8.1	4.3	
N of Valid	576	673	476	533	2258	
N of Miss	134	105	48	44	331	

Table 211: How wrong would most adults (over 21) in your neighborhood think it is for kids your age: to drink alcohol?





Response	6	8	10	12	Total	
Very wrong	83.9	70.6	66.2	52.5	68.8	
Wrong	11.3	17.2	17.0	22.5	16.9	
A little bit wrong	3.1	8.4	9.5	16.3	9.1	
Not at all wrong	1.7	3.9	7.4	8.6	5.2	
N of Valid	576	670	476	533	2255	
N of Miss	134	108	48	44	334	

Table 212: How wrong would most adults (over 21) in your neighborhood think it is for kids your age: to smoke cigarettes?





Response	6	8	10	12	Total	
Very wrong	86.4	75.0	73.4	63.2	74.8	
Wrong	8.7	16.3	14.8	20.5	15.0	
A little bit wrong	3.7	6.4	5.7	10.7	6.6	
Not at all wrong	1.2	2.2	6.1	5.6	3.6	
N of Valid	574	668	474	533	2249	
N of Miss	136	110	50	44	340	

Table 213: How much do each of the following statements describe your neighborhood? crime and/or drug selling





Response	6	8	10	12	Total	
NO!	82.1	72.1	67.9	66.0	72.3	
no	10.8	17.0	18.2	19.4	16.2	
yes	4.7	6.9	8.6	9.2	7.3	
YES!	2.4	4.1	5.2	5.3	4.2	
N of Valid	575	666	477	530	2248	
N of Miss	135	112	47	47	341	

Table 214: How much do each of the following statements describe your neighborhood? fights





Response	6	8	10	12	Total	
NO!	70.7	66.2	67.4	67.3	67.9	
no	14.9	17.6	17.9	20.6	17.7	
yes	10.2	12.2	9.0	7.2	9.8	
YES!	4.2	4.1	5.7	4.9	4.6	
N of Valid	576	665	476	529	2246	
N of Miss	134	113	48	48	343	

Table 215: How much do each of the following statements describe your neighborhood? lots of empty or abandoned buildings





Response	6	8	10	12	Total	
NO!	76.3	67.9	68.3	68.2	70.2	
no	14.7	20.2	19.3	21.0	18.8	
yes	6.3	9.6	8.0	7.0	7.8	
YES!	2.8	2.3	4.4	3.8	3.2	
N of Valid	573	664	476	529	2242	
N of Miss	137	114	48	48	347	

Table 216: How much do each of the following statements describe your neighborhood? lots of graffiti





Response	6	8	10	12	Total	
NO!	84.6	77.3	76.6	74.8	78.4	
no	12.2	18.3	18.1	20.7	17.3	
yes	1.6	3.3	3.4	3.2	2.9	
YES!	1.6	1.1	1.9	1.3	1.4	
N of Valid	564	661	474	527	2226	
N of Miss	146	117	50	50	363	

Table 217: I feel safe in my neighborhood.

Response	6	8	10	12	Total	
NO!	7.0	4.5	8.1	3.4	5.6	
no	7.2	8.6	7.0	8.2	7.8	
yes	32.4	39.7	38.0	39.8	37.5	
YES!	53.4	47.1	46.9	48.6	49.0	
N of Valid	571	662	471	527	2231	
N of Miss	139	116	53	50	358	

Table 218: If a kid smoked marijuana in your neighborhood would he or she be caught by the police?

Response	6	8	10	12	Total	
NO!	21.5	25.9	36.2	31.3	28.2	
no	22.5	36.6	35.4	45.5	34.9	
yes	25.7	23.0	15.4	15.5	20.3	
YES!	30.3	14.5	13.1	7.7	16.6	
N of Valid	568	669	475	534	2246	
N of Miss	142	109	49	43	343	

Table 219: If a kid drank some beer, wine or hard liquor (for example, vodka, whiskey, or gin) in your neighborhood would he or she be caught by the police?

Response	6	8	10	12	Total	
NO!	23.7	28.3	39.5	35.5	31.2	
no	27.3	41.6	36.8	46.5	38.1	
yes	25.7	18.8	14.6	12.4	18.1	
YES!	23.4	11.4	9.1	5.6	12.5	
N of Valid	565	669	473	533	2240	
N of Miss	145	109	51	44	349	

Table 220: If a kid carried a handgun in your neighborhood would he or she be caught by the police?





Response	6	8	10	12	Total	
NO!	22.4	25.5	34.2	31.6	28.0	
no	18.1	29.5	29.5	35.0	28.0	
yes	23.1	25.0	21.3	20.6	22.7	
YES!	36.3	19.9	15.0	12.7	21.3	
N of Valid	562	667	474	534	2237	
N of Miss	148	111	50	43	352	

Table 221: If you wanted to get some cigarettes, how easy would it be for you to get some?





Response	6	8	10	12	Total	
Very hard	77.4	59.6	48.7	36.6	56.2	
Sort of hard	8.6	13.0	11.0	14.9	11.9	
Sort of easy	8.6	15.5	17.3	21.9	15.7	
Very easy	5.5	11.9	23.0	26.6	16.2	
N of Valid	549	663	474	530	2216	
N of Miss	161	115	50	47	373	

Table 222: If you wanted to get some beer, wine or hard liquor (for example, vodka, whiskey, or gin), how easy would it be for you to get some?





Response	6	8	10	12	Total	
Very hard	76.6	53.6	41.6	30.4	51.1	
Sort of hard	10.9	14.9	12.3	12.9	12.8	
Sort of easy	7.2	14.0	21.8	24.8	16.6	
Very easy	5.4	17.6	24.3	31.9	19.5	
N of Valid	542	659	473	529	2203	
N of Miss	168	119	51	48	386	

Table 223: If you wanted to get a drug like cocaine, LSD, or amphetamines, how easy would it be for you to get some?





Response	6	8	10	12	Total	
Very hard	92.1	83.9	73.8	70.6	80.6	
Sort of hard	4.9	9.6	12.4	18.7	11.2	
Sort of easy	1.5	3.3	6.5	6.2	4.3	
Very easy	1.5	3.2	7.2	4.5	3.9	
N of Valid	547	659	474	530	2210	
N of Miss	163	119	50	47	379	

Table 224: If you wanted to get a handgun, how easy would it be for you to get one?





Response	6	8	10	12	Total	
Very hard	75.3	59.1	56.1	50.4	60.4	
Sort of hard	11.7	16.6	10.8	15.2	13.8	
Sort of easy	7.7	9.7	12.2	15.2	11.1	
Very easy	5.3	14.6	20.9	19.2	14.8	
N of Valid	546	657	474	526	2203	
N of Miss	164	121	50	51	386	

Table 225: If you wanted to get some marijuana, how easy would it be for you to get some?





Response	6	8	10	12	Total	
Very hard	89.3	67.8	54.0	40.7	63.6	
Sort of hard	4.8	11.7	9.5	13.4	10.0	
Sort of easy	3.1	9.0	13.7	14.0	9.8	
Very easy	2.8	11.4	22.8	31.8	16.6	
N of Valid	541	656	474	528	2199	
N of Miss	169	122	50	49	390	

Table 226: If you wanted to get prescription drugs for the purpose of getting high, how easy would it be for you to get some?





Response	6	8	10	12	Total	
Very hard	85.7	67.9	62.7	54.2	67.9	
Sort of hard	6.2	11.2	12.0	17.4	11.6	
Sort of easy	4.6	8.2	10.8	15.2	9.5	
Very easy	3.5	12.7	14.6	13.3	11.0	
N of Valid	545	660	474	528	2207	
N of Miss	165	118	50	49	382	

Table 227: If you wanted to get synthetic marijuana such as K2 or chemical products such as bath salts to get high, how easy would it be for you to get some?





Response	6	8	10	12	Total	
Very hard	91.4	83.7	71.5	67.9	79.2	
Sort of hard	4.8	9.2	14.2	17.4	11.1	
Sort of easy	2.0	2.6	5.1	7.2	4.1	
Very easy	1.8	4.5	9.3	7.5	5.6	
N of Valid	544	661	473	530	2208	
N of Miss	166	117	51	47	381	

Table 228: If you wanted to get steroids to use or to enhance athletic performance, how easy would it be for you to get some?





Response	6	8	10	12	Total	
Very hard	89.7	81.2	72.8	67.9	78.3	
Sort of hard	5.4	10.0	13.0	18.5	11.5	
Sort of easy	3.0	4.9	6.8	7.7	5.5	
Very easy	2.0	3.9	7.4	5.8	4.7	
N of Valid	542	659	470	530	2201	
N of Miss	168	119	54	47	388	

Table 229: If you wanted to get e-cigarettes, e-cigars, or e-hookahs, how easy would it be for you to get some?





Response	6	8	10	12	Total	
Very hard	81.8	63.1	48.8	40.6	59.3	
Sort of hard	8.8	9.1	7.8	9.3	8.8	
Sort of easy	5.0	10.7	12.3	17.6	11.3	
Very easy	4.4	17.1	31.1	32.5	20.6	
N of Valid	545	662	473	529	2209	
N of Miss	165	116	51	48	380	

Table 230: During the past 12 months, have you participated in any alcohol prevention programs or seen any alcohol prevention messages in your school or community? Yes, a school-based program focused on preventing underage drinking and/or drinking and driving.



Response	6	8	10	12	Total	
No	64.1	64.6	75.4	78.1	70.0	
Yes	35.9	35.4	24.6	21.9	30.0	
N of Valid	551	655	472	525	2203	
N of Miss	0	0	0	0	0	

Table 231: During the past 12 months, have you participated in any alcohol prevention programs or seen any alcohol prevention messages in your school or community? Yes, a community-based program focused on preventing underage drinking and/or drinking and driving (for example, through your church or temple or through youth groups like Boys and Girls Club or 4-H).



Response	6	8	10	12	Total	
No	88.6	87.2	89.6	95.2	90.0	
Yes	11.4	12.8	10.4	4.8	10.0	
N of Valid	551	655	472	525	2203	
N of Miss	0	0	0	0	0	

Table 232: During the past 12 months, have you participated in any alcohol prevention programs or seen any alcohol prevention messages in your school or community? Yes, a media campaign addressing underage drinking and/or drinking and driving (for example, newspaper ads, posters, pamphlets, radio, TV).



Response	6	8	10	12	Total	
No	90.2	86.4	92.4	91.2	89.8	
Yes	9.8	13.6	7.6	8.8	10.2	
N of Valid	551	655	472	525	2203	
N of Miss	0	0	0	0	0	

Table 233: During the past 12 months, have you participated in any alcohol prevention programs or seen any alcohol prevention messages in your school or community? No



Response	6	8	10	12	Total	
No	39.4	43.2	29.7	27.8	35.7	
Yes	60.6	56.8	70.3	72.2	64.3	
N of Valid	551	655	472	525	2203	
N of Miss	0	0	0	0	0	

Table 234: How wrong do your parents feel it would be for YOU to: have one or two drinks of an alcoholic beverage nearly every day?





Response	6	8	10	12	Total	
Very wrong	88.4	86.6	82.2	77.4	83.9	
Wrong	7.7	9.5	11.5	13.8	10.5	
A little bit wrong	3.3	2.6	4.0	5.5	3.8	
Not at all wrong	0.6	1.2	2.3	3.4	1.8	
N of Valid	543	651	477	530	2201	
N of Miss	167	127	47	47	388	

Table 235: How wrong do your parents feel it would be for YOU to: smoke tobacco?





Response	6	8	10	12	Total	
Very wrong	93.2	89.8	84.7	80.7	87.3	
Wrong	5.5	7.4	10.5	11.9	8.7	
A little bit wrong	0.9	2.2	2.3	5.5	2.7	
Not at all wrong	0.4	0.6	2.5	1.9	1.3	
N of Valid	542	650	476	529	2197	
N of Miss	168	128	48	48	392	

Table 236: How wrong do your parents feel it would be for YOU to: smoke marijuana?





Response	6	8	10	12	Total	
Very wrong	95.5	88.9	83.5	77.5	86.6	
Wrong	3.5	6.1	9.5	10.2	7.2	
A little bit wrong	0.4	2.9	3.2	7.4	3.4	
Not at all wrong	0.6	2.0	3.8	4.9	2.7	
N of Valid	539	651	474	528	2192	
N of Miss	171	127	50	49	397	

Table 237: How wrong do your parents feel it would be for YOU to: use prescription drugs not prescribed to you?





Response	6	8	10	12	Total	
Very wrong	95.4	91.2	89.1	88.7	91.2	
Wrong	2.8	6.5	8.0	7.0	6.0	
A little bit wrong	1.3	1.2	0.8	2.8	1.5	
Not at all wrong	0.6	1.1	2.1	1.5	1.3	
N of Valid	543	647	475	529	2194	
N of Miss	167	131	49	48	395	

Table 238: How wrong do your parents feel it would be for YOU to: steal something?





Response	6	8	10	12	Total	
Very wrong	89.7	86.0	85.1	86.4	86.8	
Wrong	9.4	11.7	11.6	10.2	10.7	
A little bit wrong	0.4	1.2	1.9	2.1	1.4	
Not at all wrong	0.6	1.1	1.5	1.3	1.1	
N of Valid	542	650	475	529	2196	
N of Miss	168	128	49	48	393	

Table 239: How wrong do your parents feel it would be for YOU to: draw graffiti, write things, or draw pictures on buildings or other property (without the owner's permission)?





Response	6	8	10	12	Total	
Very wrong	90.1	86.4	84.1	81.0	85.5	
Wrong	7.9	10.4	10.5	13.0	10.4	
A little bit wrong	1.1	2.6	4.0	4.3	3.0	
Not at all wrong	0.9	0.6	1.5	1.7	1.1	
N of Valid	545	647	477	531	2200	
N of Miss	165	131	47	46	389	

Table 240: How wrong do your parents feel it would be for YOU to: pick a fight with someone?





Response	6	8	10	12	Total	
Very wrong	73.0	65.2	68.8	64.8	67.8	
Wrong	18.2	20.5	18.5	21.2	19.7	
A little bit wrong	6.6	11.8	9.9	9.6	9.6	
Not at all wrong	2.2	2.5	2.7	4.3	2.9	
N of Valid	544	650	475	529	2198	
N of Miss	166	128	49	48	391	

Table 241: During the past 12 months, have you talked with at least one of your parents about the dangers of underage drinking and/or drinking and driving? By parents, we mean either your biological parents, adoptive parents, stepparents, or adult guardians - whether or not they live with you.



Response	6	8	10	12	Total	
No	54.1	56.4	59.9	57.5	56.8	
Yes	45.9	43.6	40.1	42.5	43.2	
N of Valid	516	624	449	499	2088	
N of Miss	194	154	75	78	501	

Table 242: The rules in my family are clear.

Response	6	8	10	12	Total	
NO!	10.8	6.1	11.0	8.2	8.8	
no	4.5	7.6	7.2	6.7	6.5	
yes	24.5	34.8	29.1	35.2	31.1	
YES!	60.2	51.5	52.7	50.0	53.5	
N of Valid	535	643	471	526	2175	
N of Miss	175	135	53	51	414	

Table 243: People in my family have serious arguments about the same things, and often insult or yell at each other.

Response	6	8	10	12	Total	
NO!	49.8	35.7	38.6	32.1	38.9	
no	28.8	31.9	33.1	37.0	32.6	
yes	14.3	22.1	15.8	20.1	18.3	
YES!	7.1	10.3	12.4	10.8	10.1	
N of Valid	532	642	474	527	2175	
N of Miss	178	136	50	50	414	

Table 244: When I am not at home, one of my parents knows where I am and who I am with.

Response	6	8	10	12	Total	
NO!	11.5	7.2	13.5	8.0	9.8	
no	4.0	5.0	4.0	5.7	4.7	
yes	20.7	30.5	29.8	34.7	29.0	
YES!	63.8	57.4	52.6	51.6	56.5	
N of Valid	531	643	473	525	2172	
N of Miss	179	135	51	52	417	

Table 245: My family has clear rules about alcohol and drug use.

Response	6	8	10	12	Total
NO!	12.5	7.7	13.4	8.2	10.2
no	4.5	9.5	9.3	9.6	8.3
yes	17.4	25.8	24.4	33.1	25.2
YES!	65.7	57.0	52.9	49.1	56.3
N of Valid	530	640	471	523	2164
N of Miss	180	138	53	54	425

Table 246: If you skipped school would you be caught by your parents?

Response	6	8	10	12	Total
NO!	10.6	7.8	15.2	11.6	11.0
no	4.0	10.9	12.5	17.4	11.1
yes	18.6	24.8	24.5	28.8	24.2
YES!	66.9	56.5	47.8	42.2	53.7
N of Valid	528	642	473	524	2167
N of Miss	182	136	51	53	422

Table 247: My parents ask if I've gotten my homework done.

Response	6	8	10	12	Total
NO!	10.2	9.4	17.6	17.5	13.4
no	5.3	14.6	15.9	20.7	14.1
yes	21.3	29.1	26.1	32.1	27.3
YES!	63.2	46.9	40.5	29.7	45.3
N of Valid	527	639	472	526	2164
N of Miss	183	139	52	51	425

Table 248: Would your parents know if you did not come home on time?

Response	6	8	10	12	Total
NO!	8.3	7.0	12.7	10.3	9.4
no	4.5	8.0	7.0	10.1	7.4
yes	20.5	29.5	26.8	34.1	27.8
YES!	66.7	55.5	53.6	45.5	55.4
N of Valid	528	641	474	525	2168
N of Miss	182	137	50	52	421

Table 249: Do you know how to properly dispose of leftover prescription drugs?

Response	6	8	10	12	Total
No	80.0	74.4	63.0	62.8	70.4
Yes	20.0	25.6	37.0	37.2	29.6
N of Valid	504	620	460	513	2097
N of Miss	206	158	64	64	492

Table 250: Have any of your brothers or sisters ever: drunk beer, wine or hard liquor (for example, vodka, whiskey or gin)?

Response	6	8	10	12	Total
No	77.7	62.8	57.1	48.8	61.8
Yes	17.8	33.8	39.7	47.3	34.4
I don't have any brothers or sisters	4.5	3.4	3.1	4.0	3.7
N of Valid	534	651	478	529	2192
N of Miss	176	127	46	48	397

Table 251: Have any of your brothers or sisters ever: smoked marijuana?

Response	6	8	10	12	Total
No	89.5	78.2	71.1	63.1	75.7
Yes	6.0	18.5	25.7	33.0	20.5
I don't have any brothers or sisters	4.5	3.2	3.1	4.0	3.7
N of Valid	532	647	478	528	2185
N of Miss	178	131	46	49	404

Table 252: Have any of your brothers or sisters ever: smoked cigarettes?




Response	6	8	10	12	Total	
No	81.8	78.1	72.1	65.0	74.5	
Yes	13.5	18.5	24.7	30.7	21.6	
I don't have any brothers or sisters	4.7	3.4	3.1	4.4	3.9	
N of Valid	534	643	477	528	2182	
N of Miss	176	135	47	49	407	

Table 253: Have any of your brothers or sisters ever: taken a handgun to school?




Response	6	8	10	12	Total	
No	95.5	94.7	94.8	94.7	94.9	
Yes	0.2	2.0	1.7	0.9	1.2	
I don't have any brothers or sisters	4.3	3.3	3.6	4.3	3.8	
N of Valid	535	643	478	529	2185	
N of Miss	175	135	46	48	404	

Table 254: Have any of your brothers or sisters ever: been suspended or expelled from school?




Response	6	8	10	12	Total	
No	73.2	68.8	71.8	69.9	70.8	
Yes	22.3	27.6	24.9	25.7	25.2	
I don't have any brothers or sisters	4.5	3.6	3.3	4.3	3.9	
N of Valid	534	642	478	529	2183	
N of Miss	176	136	46	48	406	

Table 255: Have any of your brothers or sisters ever: used e-cigarettes, e-cigars or e-hookahs (vaping)?




Response	6	8	10	12	Total	
No	84.7	75.3	68.0	62.9	73.0	
Yes	10.9	21.6	28.7	32.9	23.3	
I don't have any brothers or sisters	4.3	3.1	3.3	4.2	3.7	
N of Valid	531	643	478	529	2181	
N of Miss	179	135	46	48	408	

Table 256: Have any of your brothers or sisters ever: used prescription drugs not prescribed to him/her?




Response	6	8	10	12	Total	
No	93.2	90.4	87.6	85.4	89.3	
Yes	2.4	6.4	8.8	10.2	6.9	
I don't have any brothers or sisters	4.3	3.3	3.6	4.3	3.9	
N of Valid	532	643	477	529	2181	
N of Miss	178	135	47	48	408	

Table 257: Have you changed homes in the past year (the last 12 months)?



Response	6	8	10	12	Total	
No	73.3	78.3	79.4	81.8	78.2	
Yes	26.7	21.7	20.6	18.2	21.8	
N of Valid	531	637	471	517	2156	
N of Miss	179	141	53	60	433	

Table 258: How many times have you changed homes since kindergarten?






Response	6	8	10	12	Total	
Never	39.0	35.2	37.2	34.2	36.3	
1 or 2 times	31.9	32.2	29.1	31.4	31.3	
3 or 4 times	19.2	18.8	18.3	19.6	19.0	
5 or 6 times	5.2	7.8	8.3	8.0	7.3	
7 or more times	4.7	6.0	7.2	6.8	6.2	
N of Valid	536	645	471	526	2178	
N of Miss	174	133	53	51	411	

Table 259: Have you changed schools (including changing from elementary to middle and middle to high school) in the past year?



Response	6	8	10	12	Total	
No	55.7	63.1	74.9	81.3	68.3	
Yes	44.3	36.9	25.1	18.7	31.7	
N of Valid	524	642	471	524	2161	
N of Miss	186	136	53	53	428	

Table 260: How many times have you changed schools since kindergarten (including changing from elementary to middle and middle to high school)?






Response	6	8	10	12	Total	
Never	40.2	30.3	41.3	36.7	36.7	
1 or 2 times	37.9	34.8	25.3	24.2	31.0	
3 or 4 times	15.1	23.9	22.6	24.8	21.7	
5 or 6 times	5.2	5.9	6.2	10.4	6.9	
7 or more times	1.5	5.0	4.7	3.8	3.8	
N of Valid	535	640	470	528	2173	
N of Miss	175	138	54	49	416	

Table 261: Has anyone in your family ever had severe alcohol or drug problems?



Response	6	8	10	12	Total	
No	74.2	58.3	55.2	55.1	60.8	
Yes	25.8	41.7	44.8	44.9	39.2	
N of Valid	532	629	466	521	2148	
N of Miss	178	149	58	56	441	

Table 262: About how many adults (over 21) have you known personally who in the past year have: used marijuana, crack, cocaine, or other drugs?






Response	6	8	10	12	Total	
0	83.5	64.2	59.0	54.3	65.4	
1	8.6	15.2	15.3	16.0	13.8	
2	3.0	7.6	9.4	10.4	7.5	
3-4	2.6	6.7	5.9	6.2	5.4	
5	2.3	6.3	10.5	13.0	7.9	
N of Valid	533	646	478	530	2187	
N of Miss	177	132	46	47	402	

Table 263: About how many adults (over 21) have you known personally who in the past year have: sold or dealt drugs?






Response	6	8	10	12	Total	
0	90.2	74.6	72.0	70.7	76.9	
1	6.0	11.5	11.1	11.7	10.1	
2	1.9	6.2	6.3	5.5	5.0	
3-4	0.6	3.7	4.8	5.1	3.5	
5	1.3	4.0	5.9	7.0	4.5	
N of Valid	532	646	478	529	2185	
N of Miss	178	132	46	48	404	

Table 264: About how many adults (over 21) have you known personally who in the past year have: done other things that could get them in trouble with the police, like stealing, selling stolen goods, mugging or assaulting others, etc.?






Response	6	8	10	12	Total	
0	86.1	70.8	69.8	69.1	73.9	
1	6.8	12.2	11.5	10.5	10.3	
2	3.0	6.6	5.9	8.3	6.0	
3-4	1.5	5.4	5.9	4.5	4.3	
5	2.6	4.9	6.9	7.5	5.4	
N of Valid	531	647	477	531	2186	
N of Miss	179	131	47	46	403	

Table 265: About how many adults (over 21) have you known personally who in the past year have: gotten drunk or high?










Response	6	8	10	12	Total	
0	66.0	44.9	45.3	39.9	48.8	
1	15.3	18.5	16.6	15.3	16.5	
2	7.5	11.3	7.9	10.9	9.6	
3-4	4.6	9.9	9.1	8.4	8.1	
5	6.6	15.4	21.1	25.6	17.0	
N of Valid	517	644	470	524	2155	
N of Miss	193	134	54	53	434	

Table 266: How honest were you in filling out this survey?

Response	6	8	10	12	Total	
I was very honest	83.9	76.0	75.0	77.0	78.0	
I was honest pretty much of the time	12.2	19.6	18.1	17.9	17.0	
I was honest some of the time	2.6	2.9	5.7	3.4	3.5	
I was honest once in a while	1.4	1.5	1.3	1.7	1.5	
I was not honest at all	0.0	0.0	0.0	0.0	0.0	
N of Valid	576	678	476	526	2256	
N of Miss	134	100	48	51	333	