

# 2012 APNA

Arkansas Prevention Needs Assessment Student Survey



## Region 11 Tables

Arkansas Department of Human Services  
**Division of Behavioral Health Services**  
Prevention Services

Conducted by International Survey Associates dba Pride Surveys



## Contents

1	INTRODUCTION	10
2	PERCENTAGE TABLES	15

## List of Tables

1	Sex	16
2	Age	16
3	Are you Hispanic or Latino?	16
4	What is your race? Black or African American	17
5	What is your race? Asian	17
6	What is your race? American Indian	17
7	What is your race? Alaska Native	17
8	What is your race? White	18
9	What is your race? Native Hawaiian or Other Pacific Islander	18
10	What is your race? Other	18
11	What is the highest level of schooling completed by your mother or father?	19
12	Think of where you live most of the time. Which of the following people live there with you? Mother	19
13	Think of where you live most of the time. Which of the following people live there with you? Stepmother	19
14	Think of where you live most of the time. Which of the following people live there with you? Foster Mother	20
15	Think of where you live most of the time. Which of the following people live there with you? Grandmother	20
16	Think of where you live most of the time. Which of the following people live there with you? Aunt	20
17	Think of where you live most of the time. Which of the following people live there with you? Father	20
18	Think of where you live most of the time. Which of the following people live there with you? Stepfather	21
19	Think of where you live most of the time. Which of the following people live there with you? Foster Father	21
20	Think of where you live most of the time. Which of the following people live there with you? Grandfather	21
21	Think of where you live most of the time. Which of the following people live there with you? Uncle	21
22	Think of where you live most of the time. Which of the following people live there with you? Other Adults	22
23	Think of where you live most of the time. Which of the following people live there with you? Brother(s)	22
24	Think of where you live most of the time. Which of the following people live there with you? Stepbrother(s)	22
25	Think of where you live most of the time. Which of the following people live there with you? Sister(s)	22
26	Think of where you live most of the time. Which of the following people live there with you? Stepsister(s)	23

27	Think of where you live most of the time. Which of the following people live there with you? Other Children . . . . .	23
28	In my school, students have lots of chances to help decide things like class activities and rules. . . . .	23
29	Teachers ask me to work on special classroom projects. . . . .	23
30	My teacher(s) notices when I am doing a good job and lets me know about it. . . . .	24
31	There are lots of chances for students in my school to get involved in sports, clubs, and other school activities outside of class. . . . .	24
32	There are lots of chances for students in my school to talk with a teacher one-on-one. . . . .	24
33	I feel safe at my school. . . . .	25
34	The school lets my parents know when I have done something well. . . . .	25
35	My teachers praise me when I work hard in school. . . . .	25
36	Are your school grades better than the grades of most students in your class? . . . . .	26
37	I have lots of chances to be part of class discussions or activities. . . . .	26
38	Now thinking back over the past year in school, how often did you: enjoy being in school? . . . . .	26
39	Now thinking back over the past year in school, how often did you: hate being in school? . . . . .	27
40	Now thinking back over the past year in school, how often did you: try to do your best work in school? . . . . .	27
41	How often do you feel that the school work you are assigned is meaningful and important? . . . . .	27
42	Putting them all together, what were your grades like last year? . . . . .	28
43	How important do you think the things you are learning in school are going to be for your later life? . . . . .	28
44	How interesting are most of your courses to you? . . . . .	28
45	During the LAST FOUR WEEKS how many whole days of school have you missed because you skipped or 'cut'? . . . . .	29
46	What are the chances you would be seen as cool if you: smoked cigarettes? . . . . .	29
47	What are the chances you would be seen as cool if you: worked hard at school? . . . . .	29
48	What are the chances you would be seen as cool if you: began drinking alcoholic beverages regularly, that is, at least once or twice a month? . . . . .	30
49	What are the chances you would be seen as cool if you: defended someone who was being verbally abused at school? . . . . .	30
50	What are the chances you would be seen as cool if you: smoked marijuana? . . . . .	30
51	What are the chances you would be seen as cool if you: carried a handgun? . . . . .	31

52	Think of your four best friends (the friends you feel closest to). In the past year (12 months), how many of your best friends have: participated in clubs, organizations or activities at school? . . . . .	31
53	Think of your four best friends (the friends you feel closest to). In the past year (12 months), how many of your best friends have: smoked cigarettes? . . . . .	31
54	Think of your four best friends (the friends you feel closest to). In the past year (12 months), how many of your best friends have: tried beer, wine or hard liquor (for example, vodka, whiskey, or gin) when their parents didn't know about it? . . . . .	32
55	Think of your four best friends (the friends you feel closest to). In the past year (12 months), how many of your best friends have: made a commitment to stay drug-free? . . . . .	32
56	Think of your four best friends (the friends you feel closest to). In the past year (12 months), how many of your best friends have: used marijuana? . . . . .	32
57	Think of your four best friends (the friends you feel closest to). In the past year (12 months), how many of your best friends have: used prescription drugs or non-prescription drugs for the purposes of getting high? . . . . .	33
58	Think of your four best friends (the friends you feel closest to). In the past year (12 months), how many of your best friends have: used synthetic marijuana (K2, spice) or bath salts? . . . . .	33
59	Think of your four best friends (the friends you feel closest to). In the past year (12 months), how many of your best friends have: used LSD, cocaine, amphetamines, or other illegal drugs? . . . . .	33
60	Think of your four best friends (the friends you feel closest to). In the past year (12 months), how many of your best friends have: tried to do well in school? . . . . .	34
61	Think of your four best friends (the friends you feel closest to). In the past year (12 months), how many of your best friends have: been suspended from school? . . . . .	34
62	Think of your four best friends (the friends you feel closest to). In the past year (12 months), how many of your best friends have: liked school? . . . . .	34
63	Think of your four best friends (the friends you feel closest to). In the past year (12 months), how many of your best friends have: carried a handgun? . . . . .	35
64	Think of your four best friends (the friends you feel closest to). In the past year (12 months), how many of your best friends have: sold illegal drugs? . . . . .	35
65	Think of your four best friends (the friends you feel closest to). In the past year (12 months), how many of your best friends have: regularly attended religious services? . . . . .	35

66	Think of your four best friends (the friends you feel closest to). In the past year (12 months), how many of your best friends have: stolen or tried to steal a motor vehicle such as a car or motorcycle?	36
67	Think of your four best friends (the friends you feel closest to). In the past year (12 months), how many of your best friends have: been arrested?	36
68	Think of your four best friends (the friends you feel closest to). In the past year (12 months), how many of your best friends have: dropped out of school?	36
69	Think of your four best friends (the friends you feel closest to). In the past year (12 months), how many of your best friends have: been members of a gang?	37
70	How old were you when you first: smoked marijuana?	37
71	How old were you when you first: smoked a cigarette, even just a puff?	38
72	How old were you when you first: had more than a sip or two of beer, wine or hard liquor (for example, vodka, whiskey, or gin)?	38
73	How old were you when you first: began drinking alcoholic beverages regularly, that is, at least once or twice a month?	39
74	How old were you when you first: used Daztrex?	39
75	How old were you when you first: got suspended from school?	40
76	How old were you when you first: got arrested?	40
77	How old were you when you first: carried a handgun?	41
78	How old were you when you first: attacked someone with the idea of seriously hurting them?	41
79	How old were you when you first: belonged to a gang?	42
80	How wrong do you think it is for someone your age to: take a handgun to school?	42
81	How wrong do you think it is for someone your age to: steal anything worth more than \$5?	42
82	How wrong do you think it is for someone your age to: pick a fight with someone?	43
83	How wrong do you think it is for someone your age to: attack someone with the idea of seriously hurting them?	43
84	How wrong do you think it is for someone your age to: stay away from school all day when their parents think they are at school?	43
85	How wrong do you think it is for someone your age to: drink beer, wine or hard liquor (for example, vodka, whiskey, or gin) regularly?	44
86	How wrong do you think it is for someone your age to: smoke cigarettes?	44
87	How wrong do you think it is for someone your age to: smoke marijuana?	44
88	How wrong do you think it is for someone your age to: use prescription drugs or non-prescription drugs for the purpose of getting high?	45

89	How wrong do you think it is for someone your age to: use synthetic marijuana (K2, spice) or bath salts?	45
90	How wrong do you think it is for someone your age to: use LSD, cocaine, amphetamines or another illegal drug?	45
91	At school during the past 12 months, did you receive help from the resource teacher, speech therapist or other special education teacher?	46
92	How many times in the past year (12 months) have you: been suspended from school?	46
93	How many times in the past year (12 months) have you: carried a handgun?	46
94	How many times in the past year (12 months) have you: sold illegal drugs?	47
95	How many times in the past year (12 months) have you: stolen or tried to steal a motor vehicle such as a car or motorcycle?	47
96	How many times in the past year (12 months) have you: participated in clubs, organizations or activities at school?	48
97	How many times in the past year (12 months) have you: been arrested?	48
98	How many times in the past year (12 months) have you: attacked someone with the idea of seriously hurting them?	49
99	How many times in the past year (12 months) have you: been drunk or high at school?	49
100	How many times in the past year (12 months) have you: taken a handgun to school?	50
101	Are you currently on probation, or assigned a probation officer with Juvenile Court?	50
102	Have you ever belonged to a gang?	50
103	If you have ever belonged to a gang, did that gang have a name?	51
104	You are at a party at someone's house, and one of your friends offers you a drink containing alcohol. What would you say or do?	51
105	How often do you attend religious services or activities?	51
106	I think sometimes it's okay to cheat at school.	52
107	It is important to think before you act.	52
108	Sometimes I think that life is not worth it.	52
109	At times I think I am no good at all.	53
110	All in all, I am inclined to think that I am a failure.	53
111	In the past year, have you felt depressed or sad MOST days, even if you felt okay sometimes?	53
112	It is all right to beat up people if they start the fight.	54
113	I think it is okay to take something without asking if you can get away with it.	54
114	Where do you get the most information about living a drug and alcohol free life? Parents/guardians	54
115	Where do you get the most information about living a drug and alcohol free life? Friends	55

116	Where do you get the most information about living a drug and alcohol free life? Family members . . . . .	55
117	Where do you get the most information about living a drug and alcohol free life? School . . . . .	55
118	Where do you get the most information about living a drug and alcohol free life? Internet . . . . .	56
119	Where do you get the most information about living a drug and alcohol free life? TV . . . . .	56
120	Where do you get the most information about living a drug and alcohol free life? Social media . . . . .	56
121	How much do you think people risk harming themselves (physically or in other ways) if they: smoked one or more packs of cigarettes per day? . . . . .	57
122	How much do you think people risk harming themselves (physically or in other ways) if they: try marijuana once or twice? . . . . .	57
123	How much do you think people risk harming themselves (physically or in other ways) if they: smoke marijuana once or twice a week? . . . . .	57
124	How much do you think people risk harming themselves (physically or in other ways) if they: take one or two drinks of an alcoholic beverage (beer, wine, liquor) nearly every day? . . . . .	58
125	How much do you think people risk harming themselves (physically or in other ways) if they: have five or more drinks of an alcoholic beverage once or twice each weekend? . . . . .	58
126	How much do you think people risk harming themselves (physically or in other ways) if they: use prescription drugs that are not prescribed to them? . . . . .	58
127	How much do you think people risk harming themselves (physically or in other ways) if they: use non-prescription drugs to get high? . . . . .	59
128	Have you ever used smokeless tobacco (chew, snuff, plug, dipping tobacco, or chewing tobacco)? . . . . .	59
129	How often have you taken smokeless tobacco during the past 30 days? . . . . .	59
130	Have you ever smoked cigarettes? . . . . .	60
131	How frequently have you smoked cigarettes during the past 30 days? . . . . .	60
132	Which statement best describes rules about smoking inside your home? . . . . .	60
133	Which statement best describes rules about smoking in your family cars? . . . . .	61
134	During this school year, were you taught in any of your classes about the dangers of tobacco use? . . . . .	61
135	During the past 12 months, have you participated in any community activities to discourage people your age from using cigarettes, chewing tobacco, snuff, dip or cigars? . . . . .	61
136	Think back over the last two weeks. How many times have you had five or more alcoholic drinks in a row? . . . . .	62

137	During the past 30 days, how many times did you ride in a car or other vehicle driven by someone who had been drinking alcohol or using drugs to get high? . . . . .	62
138	During the past 30 days, how many times did you drive a car or other vehicle when you had been drinking alcohol or using drugs to get high? . . . . .	62
139	If you drank alcohol (not just a sip or taste) in the past year, how did you usually get it? . . . . .	63
140	If you drank alcohol (not just a sip or taste) in the past year, where did you usually drink it? . . . . .	63
141	How do you feel about someone your age having one or two drinks of an alcoholic beverage nearly every day? . . . . .	64
142	On how many occasions have you had alcoholic beverages (beer, wine or hard liquor) to drink in your lifetime - more than just a few sips? . . . . .	64
143	On how many occasions have you drunk one of more drinks of an alcoholic beverage during the past 30 days? . . . . .	64
144	On how many occasions have you used marijuana (grass, pot) or hashish (hash, hash oil) in your lifetime? . . . . .	65
145	On how many occasions have you used marijuana (grass, pot) or hashish (hash, hash oil) during the past 30 days? . . . . .	65
146	On how many occasions have you used LSD or other psychedelics in your lifetime? . . . . .	65
147	On how many occasions have you used LSD or other psychedelics during the past 30 days? . . . . .	66
148	On how many occasions have you used cocaine or crack in your lifetime? . . . . .	66
149	On how many occasions have you used cocaine or crack during the past 30 days? . . . . .	66
150	On how many occasions have you sniffed glue, breathed the contents of an aerosol spray can, or inhaled other gases or sprays, in order to get high in your lifetime? . . . . .	67
151	On how many occasions have you sniffed glue, breathed the contents of an aerosol spray can, or inhaled other gases or sprays, in order to get high during the past 30 days? . . . . .	67
152	On how many occasions have you used Daztrex in your lifetime? . . . . .	68
153	On how many occasions have you used Daztrex during the past 30 days? . . . . .	68
154	On how many occasions have you used synthetic marijuana in your lifetime? . . . . .	68
155	On how many occasions have you used synthetic marijuana during the past 30 days? . . . . .	69
156	On how many occasions have you used methamphetamines (meth, speed, crank, crystal meth) in your lifetime? . . . . .	69

157	On how many occasions have you used methamphetamines (meth, speed, crank, crystal meth) in the past 30 days? . . . . .	69
158	On how many occasions have you used other chemical products (bath salts, plant food, etc.) in your lifetime? . . . . .	70
159	On how many occasions have you used other chemical products (bath salts, plant food, etc.) during the past 30 days? . . . . .	70
160	On how many occasions have you used heroin or other opiates in your lifetime? . . . . .	70
161	On how many occasions have you used heroin or other opiates during the past 30 days? . . . . .	71
162	On how many occasions have you used MDMA ('X', 'E', or ecstasy) in your lifetime? . . . . .	71
163	On how many occasions have you used MDMA ('X', 'E', or ecstasy) during the past 30 days? . . . . .	71
164	On how many occasions have you taken prescription drugs (such as Valium, Xanax, Ritalin, Adderall, OxyContin, Darvocet, or sleeping pills) not prescribed to you in your lifetime? . . . . .	72
165	On how many occasions have you taken prescription drugs (such as Valium, Xanax, Ritalin, Adderall, OxyContin, Darvocet, or sleeping pills) not prescribed to you during the past 30 days? . . . . .	72
166	On how many occasions have you taken non-prescription medicines such as diet pills (for example, Dietac, Dexatrim or Prolamine), stay-awake pills (for example No-Doz, Vivarin, or Wake), or cough or cold medicines (robos, DXM, etc.) to get high in your lifetime? . . . . .	73
167	On how many occasions have you taken non-prescription medicines such as diet pills (for example, Dietac, Dexatrim or Prolamine), stay-awake pills (for example No-Doz, Vivarin, or Wake), or cough or cold medicines (robos, DXM, etc.) to get high during the past 30 days? . . . . .	73
168	On how many occasions have you been drunk or very high from drinking alcoholic beverages during the past 30 days? . . . . .	74
169	On how many occasions have you drunk flavored alcoholic beverages, sometimes called 'alcopops' (like Mike's Hard Lemonade, Smirnoff Ice, Bacardi Breezers, etc.) in your lifetime? . . . . .	74
170	On how many occasions have you drunk flavored alcoholic beverages, sometimes called 'alcopops' (like Mike's Hard Lemonade, Smirnoff Ice, Bacardi Breezers, etc.) during the past 30 days? . . . . .	75
171	If you used prescription drugs or over the counter drugs without a doctor telling you to use it or for the purpose of getting high, where did you get these drugs? . . . . .	75
172	During the last month, about how many marijuana cigarettes, or the equivalent, did you smoke a day, on the average? . . . . .	76
173	How wrong do your friends feel it would be for YOU to: drink alcohol? . . . . .	76
174	How wrong do your friends feel it would be for YOU to: smoke tobacco? . . . . .	76

175	How wrong do your friends feel it would be for YOU to: smoke marijuana? . . . . .	77
176	How wrong do your friends feel it would be for YOU to: use prescription drugs not prescribed to you . . . . .	77
177	How wrong would most adults (over 21) in your neighborhood think it is for kids your age: to use marijuana? . . . . .	77
178	How wrong would most adults (over 21) in your neighborhood think it is for kids your age: to drink alcohol? . . . . .	78
179	How wrong would most adults (over 21) in your neighborhood think it is for kids your age: to smoke cigarettes? . . . . .	78
180	How much do each of the following statements describe your neighborhood? crime and/or drug selling . . . . .	78
181	How much do each of the following statements describe your neighborhood? fights . . . . .	79
182	How much do each of the following statements describe your neighborhood? lots of empty or abandoned buildings . . . . .	79
183	How much do each of the following statements describe your neighborhood? lots of graffiti . . . . .	79
184	I feel safe in my neighborhood. . . . .	80
185	If a kid smoked marijuana in your neighborhood would he or she be caught by the police? . . . . .	80
186	If a kid drank some beer, wine or hard liquor (for example, vodka, whiskey, or gin) in your neighborhood would he or she be caught by the police? . . . . .	80
187	If a kid carried a handgun in your neighborhood would he or she be caught by the police? . . . . .	81
188	If you wanted to get some cigarettes, how easy would it be for you to get some? . . . . .	81
189	If you wanted to get some beer, wine or hard liquor (for example, vodka, whiskey, or gin), how easy would it be for you to get some? . . . . .	81
190	If you wanted to get a drug like cocaine, LSD, or amphetamines, how easy would it be for you to get some? . . . . .	82
191	If you wanted to get a handgun, how easy would it be for you to get one? . . . . .	82
192	If you wanted to get some marijuana, how easy would it be for you to get some? . . . . .	82
193	If you wanted to get prescription drugs for the purpose of getting high, how easy would it be for you to get some? . . . . .	83
194	If you wanted to get synthetic marijuana such as K2 or chemical products such as bath salts to get high, how easy would it be for you to get some? . . . . .	83
195	If you wanted to get steroids to enhance athletic performance, how easy would it be for you to get some? . . . . .	83



196	During the past 12 months, have you participated in any alcohol prevention programs or seen any alcohol prevention messages in your school or community? Yes, a school-based program focused on preventing underage drinking and/or drinking and driving. . . .	84
197	During the past 12 months, have you participated in any alcohol prevention programs or seen any alcohol prevention messages in your school or community? Yes, a community-based program focused on preventing underage drinking and/or drinking and driving (for example, through your church or temple or through youth groups like Boys and Girls Club or 4-H). . . .	84
198	During the past 12 months, have you participated in any alcohol prevention programs or seen any alcohol prevention messages in your school or community? Yes, a media campaign addressing underage drinking and/or drinking and driving (for example, newspaper ads, posters, pamphlets, radio, TV). . . .	84
199	During the past 12 months, have you participated in any alcohol prevention programs or seen any alcohol prevention messages in your school or community? No . . . .	84
200	How wrong do your parents feel it would be for YOU to: drink beer, wine or hard liquor (for example, vodka, whiskey or gin) regularly? .	85
201	How wrong do your parents feel it would be for YOU to: smoke tobacco? . . . .	85
202	How wrong do your parents feel it would be for YOU to: smoke marijuana? . . . .	85
203	How wrong do your parents feel it would be for YOU to: use prescription drugs not prescribed to you? . . . .	86
204	How wrong do your parents feel it would be for YOU to: steal something worth more than \$5? . . . .	86
205	How wrong do your parents feel it would be for YOU to: draw graffiti, write things, or draw pictures on buildings or other property (without the owner's permission)? . . . .	86
206	How wrong do your parents feel it would be for YOU to: pick a fight with someone? . . . .	87
207	During the past 12 months, have you talked with at least one of your parents about the dangers of underage drinking and/or drinking and driving? By parents, we mean either your biological parents, adoptive parents, stepparents, or adult guardians - whether or not they live with you. . . .	87
208	The rules in my family are clear. . . .	87
209	People in my family often insult or yell at each other. . . .	88
210	When I am not at home, one of my parents knows where I am and who I am with. . . .	88
211	We argue about the same things in my family over and over. . . .	88

212	If you drank some beer or wine or liquor (for example, vodka, whiskey, or gin) without your parents' permission, would you be caught by your parents? . . . .	89
213	My family has clear rules about alcohol and drug use. . . .	89
214	If you carried a handgun without your parents' permission, would you be caught by your parents? . . . .	89
215	If you skipped school would you be caught by your parents? . . . .	90
216	My parents ask if I've gotten my homework done. . . .	90
217	People in my family have serious arguments. . . .	90
218	Would your parents know if you did not come home on time? . . . .	91
219	Have any of your brothers or sisters ever: drunk beer, wine or hard liquor (for example, vodka, whiskey or gin)? . . . .	91
220	Have any of your brothers or sisters ever: smoked marijuana? . . . .	91
221	Have any of your brothers or sisters ever: smoked cigarettes? . . . .	91
222	Have any of your brothers or sisters ever: taken a handgun to school? .	92
223	Have any of your brothers or sisters ever: been suspended or expelled from school? . . . .	92
224	Have you changed homes in the past year (the last 12 months)? . . .	92
225	How many times have you changed homes since kindergarten? . . . .	92
226	Have you changed schools (including changing from elementary to middle and middle to high school) in the past year? . . . .	93
227	How many times have you changed schools since kindergarten (including changing from elementary to middle and middle to high school)? . . . .	93
228	Has anyone in your family ever had severe alcohol or drug problems? .	93
229	About how many adults (over 21) have you known personally who in the past year have: used marijuana, crack, cocaine, or other drugs? .	94
230	About how many adults (over 21) have you known personally who in the past year have: sold or dealt drugs? . . . .	94
231	About how many adults (over 21) have you known personally who in the past year have: done other things that could get them in trouble with the police, like stealing, selling stolen goods, mugging or assaulting others, etc.? . . . .	94
232	About how many adults (over 21) have you known personally who in the past year have: gotten drunk or high? . . . .	95
233	Have you seen or heard information about underage drinking in the past 12 months from the following sources? Radio . . . .	95
234	Have you seen or heard information about underage drinking in the past 12 months from the following sources? TV. . . .	95
235	Have you seen or heard information about underage drinking in the past 12 months from the following sources? Print. This includes information on underage drinking you may have seen in the newspaper, on a billboard, in pamphlets, on stickers, etc. . . .	95



236	Have you seen or heard information about underage drinking in the past 12 months from the following sources? Website or social media? (Facebook, Myspace, website, etc.) . . . . .	96
237	The next questions ask about your opinions of the information you saw or heard. If you have seen or heard more than one ad, please think about your favorite ad when answering these questions. The information about underage drinking that I saw or heard was convincing. . . . .	96
238	The next questions ask about your opinions of the information you saw or heard. If you have seen or heard more than one ad, please think about your favorite ad when answering these questions. The information about underage drinking that I saw or heard grabbed my attention. . . . .	96
239	The next questions ask about your opinions of the information you saw or heard. If you have seen or heard more than one ad, please think about your favorite ad when answering these questions. The information about underage drinking that I saw or heard said something important to me. . . . .	97
240	The next questions ask about your opinions of the information you saw or heard. If you have seen or heard more than one ad, please think about your favorite ad when answering these questions. Seeing or hearing this information about underage drinking made me want to stop or decrease my drinking. . . . .	97
241	How honest were you in filling out this survey? . . . . .	97

## List of Figures

1	Grade Chart . . . . .	11
2	Gender Chart . . . . .	12
3	Age Chart . . . . .	13
4	Ethnic Origin Chart . . . . .	14

# 1 INTRODUCTION

This report was generated from data collected on the *2012 Arkansas Prevention Needs Assessment Student Survey*. This report contains basic frequency tables of all data collected and graphs on the selected demographic variables of grade, gender, age and ethnic origin. The graph on ethnic origin is represented as a bar chart rather than as a pie chart. This is because students were allowed to mark more than one response for ethnic origin as opposed to being allowed to mark only one response. The bars represent the percent of students who marked each of the ethnic categories.

Questions regarding the information found in this report can be directed to:

**Pride Surveys**

160 Vanderbilt Court  
Bowling Green, KY 42103  
1-800-279-6361  
[www.pridesurveys.com](http://www.pridesurveys.com)

# Grade Chart

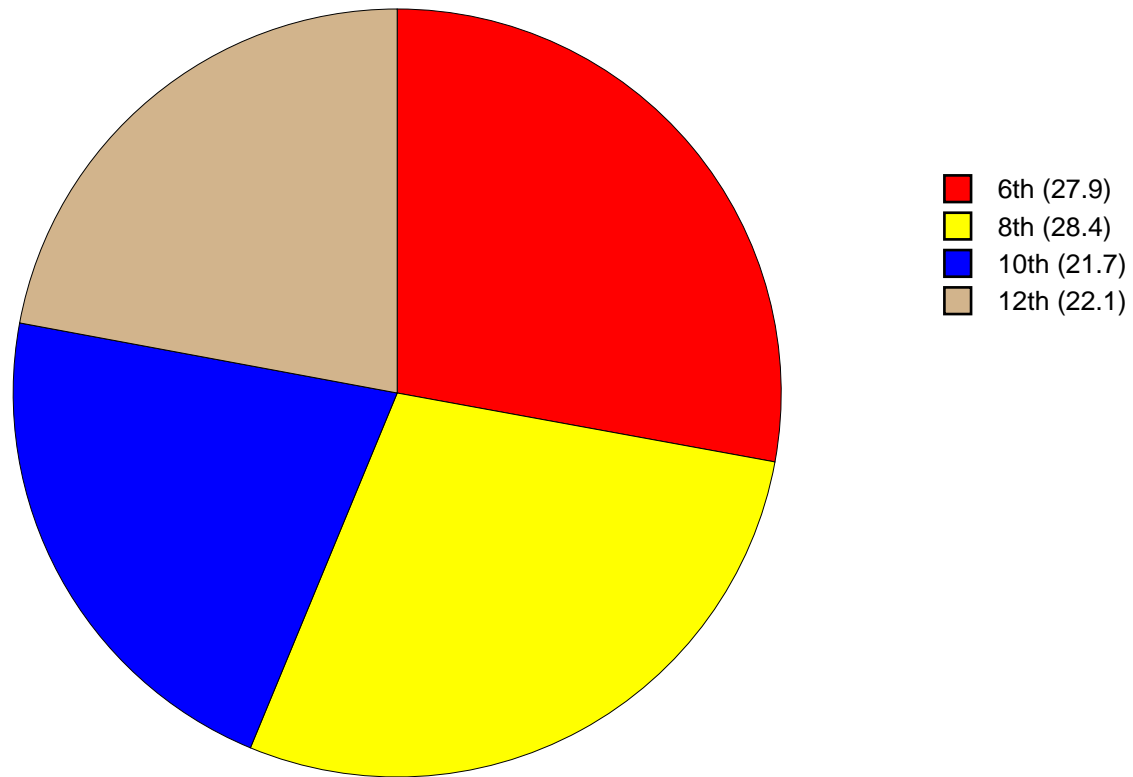


Figure 1: Grade Chart

## Gender Chart

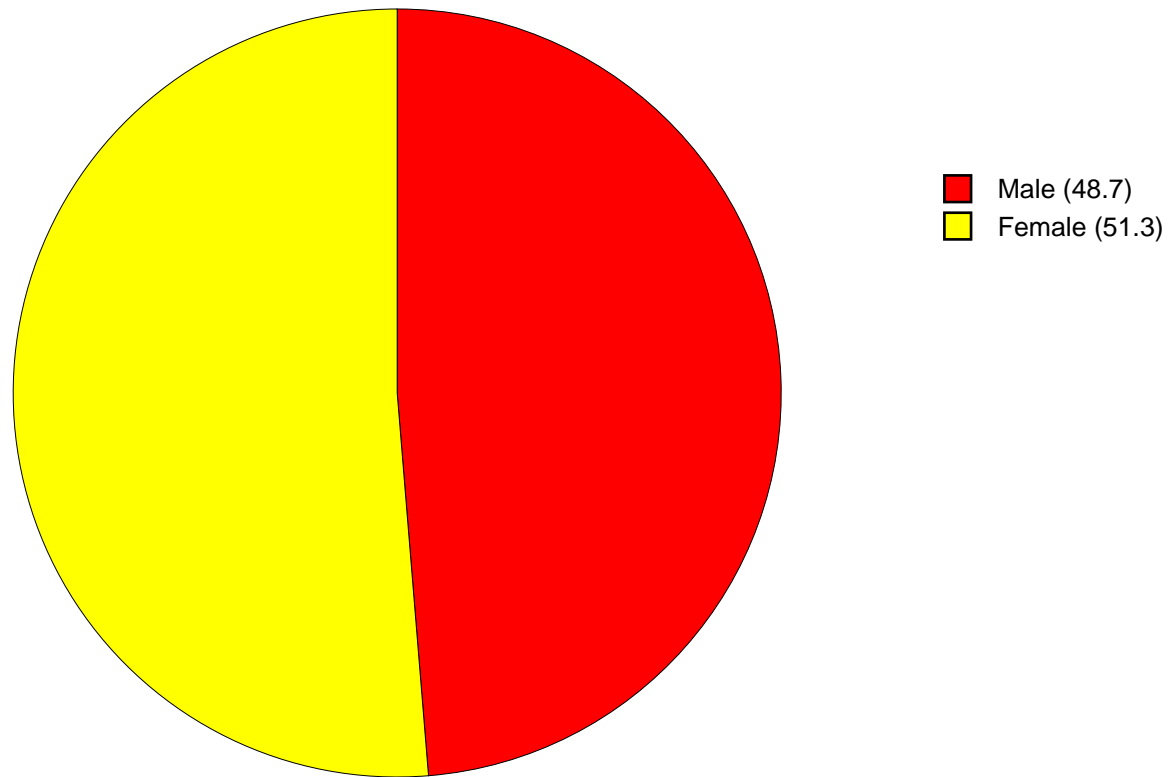


Figure 2: Gender Chart

# Age Chart

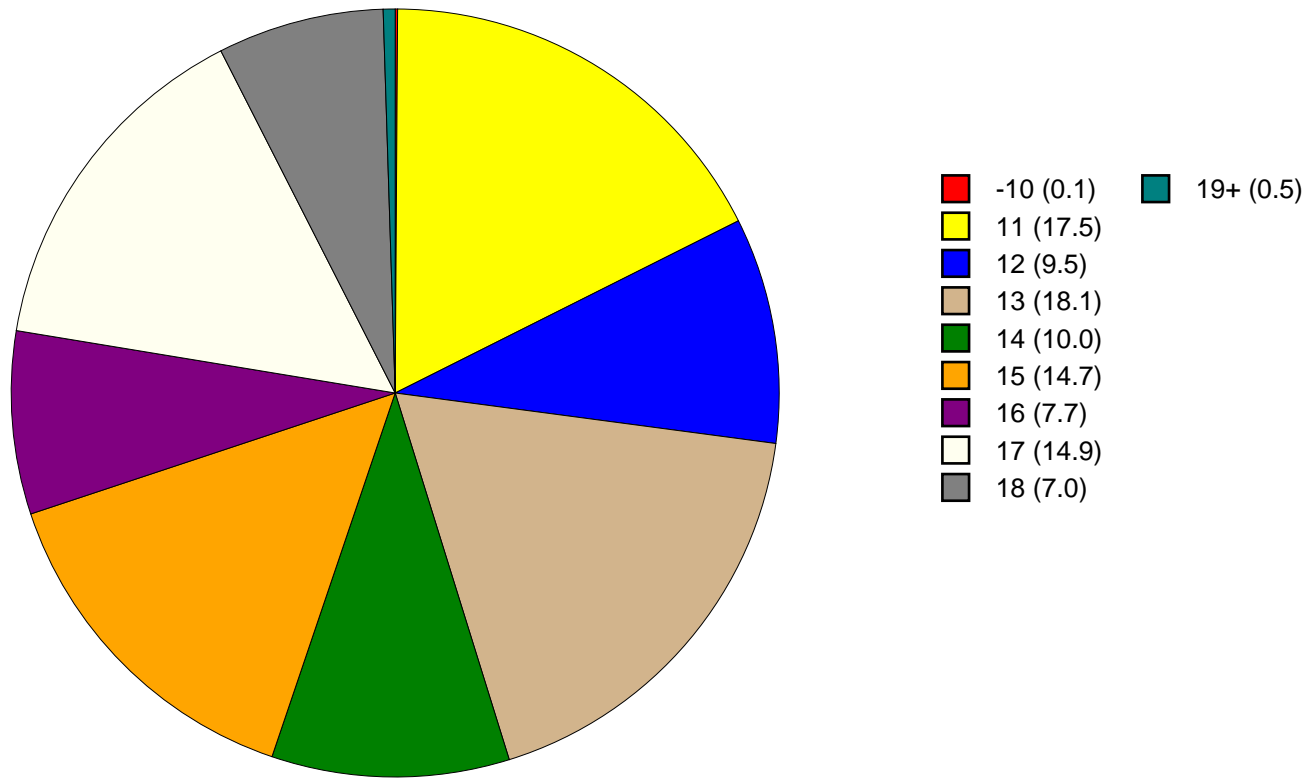


Figure 3: Age Chart

# Ethnic Origin Chart

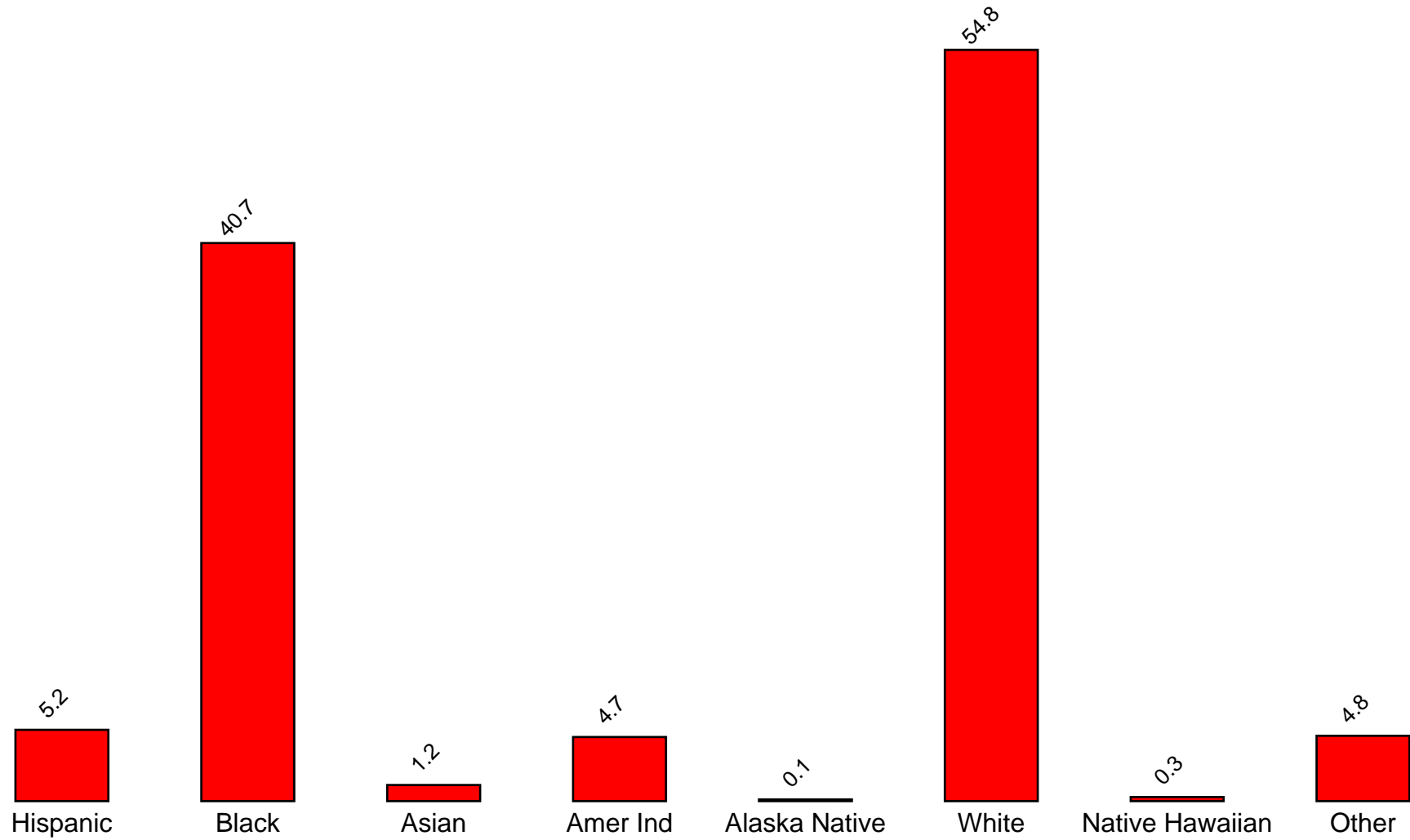


Figure 4: Ethnic Origin Chart

## 2 PERCENTAGE TABLES

The following tables contain frequency distribution detailing how your students responded to each question on the survey. The tables appear in the same order as the questions on the survey. The tables include breakdowns by grade level as well as overall percentages. The *N of Valid* row is a frequency count of the number of valid responses to each question for each grade and overall. The *N of Miss* row is a frequency count of the number of invalid (marked more than one response) or missing (i.e. did not respond) responses to each question for each grade and overall.

For the questions that allowed more than one response (i.e. race, live with, etc.) each response becomes a separate table. If a student did not mark the response, that was counted as a NO response, and if they did mark the response, that was counted as a YES response. Since a non response is a valid response for these questions, the *N of Miss* will always be zero for these questions.



Table 1: Sex



Response	6	8	10	12	Total	
Male	48.7	50.3	47.6	47.7	48.7	
Female	51.3	49.7	52.4	52.3	51.3	
N of Valid	919	928	717	728	3292	
N of Miss	6	12	1	4	23	

Table 2: Age











Response	6	8	10	12	Total	
10 or younger	0.2	0.0	0.0	0.0	0.1	
11	63.0	0.0	0.0	0.0	17.5	
12	33.4	0.6	0.0	0.0	9.5	
13	3.4	60.5	0.0	0.0	18.1	
14	0.0	35.1	0.3	0.0	10.0	
15	0.0	3.5	63.2	0.0	14.7	
16	0.0	0.2	34.9	0.3	7.7	
17	0.0	0.0	1.5	66.0	14.9	
18	0.0	0.0	0.1	31.5	7.0	
19 or older	0.0	0.0	0.0	2.2	0.5	
N of Valid	919	934	717	730	3300	
N of Miss	6	6	1	2	15	

Table 3: Are you Hispanic or Latino?



Response	6	8	10	12	Total	
No	94.0	95.7	94.1	95.3	94.8	
Yes	6.0	4.3	5.9	4.7	5.2	
N of Valid	869	904	699	720	3192	
N of Miss	56	36	19	12	123	

Table 4: What is your race? Black or African American



Response	6	8	10	12	Total	
No	59.2	58.7	63.4	56.1	59.3	
Yes	40.8	41.3	36.6	43.9	40.7	
N of Valid	925	940	718	732	3315	
N of Miss	0	0	0	0	0	

Table 5: What is your race? Asian



Response	6	8	10	12	Total	
No	99.1	98.5	98.7	98.9	98.8	
Yes	0.9	1.5	1.3	1.1	1.2	
N of Valid	925	940	718	732	3315	
N of Miss	0	0	0	0	0	

Table 6: What is your race? American Indian



Response	6	8	10	12	Total	
No	93.8	94.8	96.5	96.7	95.3	
Yes	6.2	5.2	3.5	3.3	4.7	
N of Valid	925	940	718	732	3315	
N of Miss	0	0	0	0	0	

Table 7: What is your race? Alaska Native



Response	6	8	10	12	Total	
No	99.9	99.9	99.7	100.0	99.9	
Yes	0.1	0.1	0.3	0.0	0.1	
N of Valid	925	940	718	732	3315	
N of Miss	0	0	0	0	0	

Table 8: What is your race? White



Response	6	8	10	12	Total	
No	47.0	45.0	41.5	46.9	45.2	
Yes	53.0	55.0	58.5	53.1	54.8	
N of Valid	925	940	718	732	3315	
N of Miss	0	0	0	0	0	

Table 9: What is your race? Native Hawaiian or Other Pacific Islander



Response	6	8	10	12	Total	
No	99.8	99.8	99.3	99.9	99.7	
Yes	0.2	0.2	0.7	0.1	0.3	
N of Valid	925	940	718	732	3315	
N of Miss	0	0	0	0	0	

Table 10: What is your race? Other



Response	6	8	10	12	Total	
No	93.3	97.0	94.8	95.8	95.2	
Yes	6.7	3.0	5.2	4.2	4.8	
N of Valid	925	940	718	732	3315	
N of Miss	0	0	0	0	0	

Table 11: What is the highest level of schooling completed by your mother or father?









Response	6	8	10	12	Total	
Completed grade school or less	2.9	1.5	1.3	1.8	1.9	
Some high school	4.2	5.3	8.1	10.3	6.7	
Completed high school	12.3	18.5	19.9	25.5	18.7	
Some college	11.4	16.1	19.3	19.0	16.2	
Completed college	24.7	25.6	29.1	25.7	26.2	
Graduate or professional school after college	9.6	8.3	7.9	9.1	8.7	
Don't know	33.4	23.0	12.5	7.6	20.0	
Does not apply	1.5	1.7	2.0	1.0	1.6	
N of Valid	862	921	705	715	3203	
N of Miss	63	19	13	17	112	

Table 12: Think of where you live most of the time. Which of the following people live there with you? Mother



Response	6	8	10	12	Total	
No	14.9	17.6	17.8	19.8	17.4	
Yes	85.1	82.4	82.2	80.2	82.6	
N of Valid	925	940	718	732	3315	
N of Miss	0	0	0	0	0	

Table 13: Think of where you live most of the time. Which of the following people live there with you? Stepmother



Response	6	8	10	12	Total	
No	94.8	94.8	94.0	95.1	94.7	
Yes	5.2	5.2	6.0	4.9	5.3	
N of Valid	925	940	718	732	3315	
N of Miss	0	0	0	0	0	

Table 14: Think of where you live most of the time. Which of the following people live there with you? Foster Mother



Response	6	8	10	12	Total	
No	99.6	99.6	99.4	99.3	99.5	
Yes	0.4	0.4	0.6	0.7	0.5	
N of Valid	925	940	718	732	3315	
N of Miss	0	0	0	0	0	

Table 15: Think of where you live most of the time. Which of the following people live there with you? Grandmother



Response	6	8	10	12	Total	
No	81.9	83.9	87.9	87.6	85.0	
Yes	18.1	16.1	12.1	12.4	15.0	
N of Valid	925	940	718	732	3315	
N of Miss	0	0	0	0	0	

Table 16: Think of where you live most of the time. Which of the following people live there with you? Aunt



Response	6	8	10	12	Total	
No	92.9	94.7	96.1	96.4	94.9	
Yes	7.1	5.3	3.9	3.6	5.1	
N of Valid	925	940	718	732	3315	
N of Miss	0	0	0	0	0	

Table 17: Think of where you live most of the time. Which of the following people live there with you? Father



Response	6	8	10	12	Total	
No	49.0	51.8	50.7	53.1	51.1	
Yes	51.0	48.2	49.3	46.9	48.9	
N of Valid	925	940	718	732	3315	
N of Miss	0	0	0	0	0	

Table 18: Think of where you live most of the time. Which of the following people live there with you? Stepfather



Response	6	8	10	12	Total	
No	82.4	83.1	83.0	84.4	83.2	
Yes	17.6	16.9	17.0	15.6	16.8	
N of Valid	925	940	718	732	3315	
N of Miss	0	0	0	0	0	

Table 19: Think of where you live most of the time. Which of the following people live there with you? Foster Father



Response	6	8	10	12	Total	
No	99.7	99.6	99.2	99.6	99.5	
Yes	0.3	0.4	0.8	0.4	0.5	
N of Valid	925	940	718	732	3315	
N of Miss	0	0	0	0	0	

Table 20: Think of where you live most of the time. Which of the following people live there with you? Grandfather



Response	6	8	10	12	Total	
No	89.6	92.1	94.7	94.7	92.5	
Yes	10.4	7.9	5.3	5.3	7.5	
N of Valid	925	940	718	732	3315	
N of Miss	0	0	0	0	0	

Table 21: Think of where you live most of the time. Which of the following people live there with you? Uncle



Response	6	8	10	12	Total	
No	94.9	96.0	96.1	96.6	95.8	
Yes	5.1	4.0	3.9	3.4	4.2	
N of Valid	925	940	718	732	3315	
N of Miss	0	0	0	0	0	

Table 22: Think of where you live most of the time. Which of the following people live there with you? Other Adults



Response	6	8	10	12	Total	
No	97.4	97.7	97.8	98.0	97.7	
Yes	2.6	2.3	2.2	2.0	2.3	
N of Valid	925	940	718	732	3315	
N of Miss	0	0	0	0	0	

Table 23: Think of where you live most of the time. Which of the following people live there with you? Brother(s)



Response	6	8	10	12	Total	
No	53.5	59.8	61.7	64.8	59.5	
Yes	46.5	40.2	38.3	35.2	40.5	
N of Valid	925	940	718	732	3315	
N of Miss	0	0	0	0	0	

Table 24: Think of where you live most of the time. Which of the following people live there with you? Stepbrother(s)



Response	6	8	10	12	Total	
No	94.7	96.8	95.5	97.3	96.0	
Yes	5.3	3.2	4.5	2.7	4.0	
N of Valid	925	940	718	732	3315	
N of Miss	0	0	0	0	0	

Table 25: Think of where you live most of the time. Which of the following people live there with you? Sister(s)



Response	6	8	10	12	Total	
No	59.0	60.4	64.2	69.9	63.0	
Yes	41.0	39.6	35.8	30.1	37.0	
N of Valid	925	940	718	732	3315	
N of Miss	0	0	0	0	0	



Table 26: Think of where you live most of the time. Which of the following people live there with you? Stepsister(s)

Response	6	8	10	12	Total	
No	95.7	96.9	96.8	98.0	96.8	
Yes	4.3	3.1	3.2	2.0	3.2	
N of Valid	925	940	718	732	3315	
N of Miss	0	0	0	0	0	

Table 27: Think of where you live most of the time. Which of the following people live there with you? Other Children

Response	6	8	10	12	Total	
No	95.5	96.5	96.2	95.2	95.9	
Yes	4.5	3.5	3.8	4.8	4.1	
N of Valid	925	940	718	732	3315	
N of Miss	0	0	0	0	0	

Table 28: In my school, students have lots of chances to help decide things like class activities and rules.

Response	6	8	10	12	Total	
NO!	23.1	20.5	21.7	26.6	22.8	
no	34.7	36.7	32.1	31.4	33.9	
yes	34.1	36.5	39.6	34.0	36.0	
YES!	8.1	6.4	6.6	8.0	7.3	
N of Valid	909	927	714	726	3276	
N of Miss	16	13	4	6	39	

Table 29: Teachers ask me to work on special classroom projects.

Response	6	8	10	12	Total	
NO!	10.7	9.8	12.5	11.1	10.9	
no	30.7	33.5	35.8	34.3	33.4	
yes	40.9	45.9	44.7	46.1	44.3	
YES!	17.8	10.8	7.0	8.5	11.4	
N of Valid	910	930	712	727	3279	
N of Miss	15	10	6	5	36	

Table 30: My teacher(s) notices when I am doing a good job and lets me know about it.


Response	6	8	10	12	Total	
NO!	5.8	9.1	7.5	9.5	7.9	
no	10.7	16.8	18.9	22.6	16.8	
yes	43.0	48.4	51.4	50.9	48.1	
YES!	40.5	25.8	22.3	17.0	27.1	
N of Valid	909	928	710	725	3272	
N of Miss	16	12	8	7	43	

Table 31: There are lots of chances for students in my school to get involved in sports, clubs, and other school activities outside of class.


Response	6	8	10	12	Total	
NO!	8.0	3.1	3.9	3.7	4.8	
no	14.7	7.9	7.4	7.6	9.6	
yes	40.4	40.6	37.8	40.0	39.8	
YES!	37.0	48.3	50.9	48.7	45.8	
N of Valid	914	931	715	727	3287	
N of Miss	11	9	3	5	28	

Table 32: There are lots of chances for students in my school to talk with a teacher one-on-one.


Response	6	8	10	12	Total	
NO!	7.8	8.2	8.4	6.9	7.8	
no	16.6	20.6	19.4	20.5	19.2	
yes	40.6	45.5	49.9	54.3	47.1	
YES!	35.0	25.7	22.3	18.3	25.9	
N of Valid	902	930	713	727	3272	
N of Miss	23	10	5	5	43	

Table 33: I feel safe at my school.





Response	6	8	10	12	Total	
NO!	12.7	11.8	15.3	12.5	13.0	
no	12.2	17.1	18.6	12.8	15.1	
yes	40.3	51.1	48.6	53.4	48.1	
YES!	34.8	20.0	17.5	21.2	23.8	
N of Valid	904	924	714	726	3268	
N of Miss	21	16	4	6	47	

Table 34: The school lets my parents know when I have done something well.





Response	6	8	10	12	Total	
NO!	13.7	18.0	23.1	28.7	20.3	
no	26.6	35.1	41.0	41.4	35.4	
yes	35.9	32.4	29.4	23.5	30.7	
YES!	23.8	14.6	6.5	6.4	13.6	
N of Valid	903	927	707	724	3261	
N of Miss	22	13	11	8	54	

Table 35: My teachers praise me when I work hard in school.





Response	6	8	10	12	Total	
NO!	15.6	19.9	16.2	19.3	17.8	
no	23.8	34.2	39.1	37.5	33.2	
yes	38.3	35.0	37.0	36.4	36.7	
YES!	22.2	10.9	7.7	6.8	12.4	
N of Valid	890	918	711	725	3244	
N of Miss	35	22	7	7	71	

Table 36: Are your school grades better than the grades of most students in your class?

Response	6	8	10	12	Total	
NO!	8.5	7.2	7.0	4.0	6.8	
no	27.2	27.4	25.1	23.5	26.0	
yes	44.6	46.0	48.9	52.2	47.6	
YES!	19.7	19.4	19.0	20.3	19.6	
N of Valid	897	921	710	724	3252	
N of Miss	28	19	8	8	63	

Table 37: I have lots of chances to be part of class discussions or activities.

Response	6	8	10	12	Total	
NO!	6.5	5.6	5.1	6.5	5.9	
no	15.4	19.4	16.7	16.2	17.0	
yes	44.8	54.3	57.2	59.1	53.4	
YES!	33.4	20.6	21.1	18.2	23.7	
N of Valid	905	922	712	727	3266	
N of Miss	20	18	6	5	49	

Table 38: Now thinking back over the past year in school, how often did you: enjoy being in school?

Response	6	8	10	12	Total	
Never	10.9	10.7	12.6	11.9	11.4	
Seldom	7.5	10.1	14.4	16.6	11.8	
Sometimes	42.3	45.5	42.6	43.2	43.5	
Often	21.2	22.8	23.4	21.2	22.1	
Almost always	18.2	10.9	7.0	7.1	11.2	
N of Valid	912	928	714	731	3285	
N of Miss	13	12	4	1	30	

Table 39: Now thinking back over the past year in school, how often did you: hate being in school?


Response	6	8	10	12	Total	
Never	20.7	7.7	6.1	5.1	10.4	
Seldom	18.5	21.7	18.5	18.2	19.3	
Sometimes	33.0	34.9	38.1	39.5	36.1	
Often	13.6	20.2	21.2	21.9	19.0	
Almost always	14.2	15.5	16.1	15.3	15.2	
N of Valid	903	922	708	730	3263	
N of Miss	22	18	10	2	52	

Table 40: Now thinking back over the past year in school, how often did you: try to do your best work in school?


Response	6	8	10	12	Total	
Never	0.6	0.2	1.0	0.8	0.6	
Seldom	1.0	1.4	2.1	3.0	1.8	
Sometimes	6.8	10.6	13.6	13.7	10.9	
Often	16.8	30.6	32.3	35.0	28.1	
Almost always	74.9	57.2	50.9	47.4	58.5	
N of Valid	900	915	705	728	3248	
N of Miss	25	25	13	4	67	

Table 41: How often do you feel that the school work you are assigned is meaningful and important?

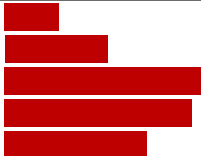
Response	6	8	10	12	Total	
Never	6.3	5.7	7.3	6.5	6.4	
Seldom	8.3	10.1	20.9	20.9	14.4	
Sometimes	20.4	31.6	32.2	37.6	30.0	
Often	30.6	31.3	27.3	22.9	28.4	
Almost always	34.4	21.3	12.3	12.2	20.9	
N of Valid	889	924	708	724	3245	
N of Miss	36	16	10	8	70	

Table 42: Putting them all together, what were your grades like last year?

Response	6	8	10	12	Total	
Mostly F's	2.2	1.6	0.9	0.4	1.3	
Mostly D's	3.4	4.2	3.7	1.4	3.2	
Mostly C's	15.4	25.0	23.6	24.4	21.9	
Mostly B's	39.3	40.0	38.2	44.8	40.5	
Mostly A's	39.7	29.1	33.6	29.0	33.0	
N of Valid	853	872	702	718	3145	
N of Miss	72	68	16	14	170	

Table 43: How important do you think the things you are learning in school are going to be for your later life?

Response	6	8	10	12	Total	
Very important	60.8	44.8	27.7	17.9	39.5	
Quite important	20.2	25.9	25.9	24.8	24.1	
Fairly important	11.4	19.0	26.9	31.6	21.4	
Slightly important	5.6	8.3	15.1	20.5	11.8	
Not at all important	2.0	1.9	4.3	5.2	3.2	
N of Valid	910	924	714	727	3275	
N of Miss	15	16	4	5	40	

Table 44: How interesting are most of your courses to you?

Response	6	8	10	12	Total	
Very interesting and stimulating	20.6	11.8	6.7	6.9	12.0	
Quite interesting	33.9	29.3	24.9	22.4	28.0	
Fairly interesting	27.7	36.9	42.5	41.9	36.7	
Slightly dull	11.1	14.1	18.5	21.3	15.8	
Very dull	6.7	7.9	7.4	7.6	7.4	
N of Valid	894	923	715	728	3260	
N of Miss	31	17	3	4	55	

Table 45: During the LAST FOUR WEEKS how many whole days of school have you missed because you skipped or 'cut'?








Response	6	8	10	12	Total	
None	70.0	76.5	69.6	58.1	69.1	
1	11.9	9.6	10.9	14.6	11.6	
2	7.4	5.2	6.9	10.6	7.4	
3	4.9	3.7	5.0	6.9	5.0	
04/05/13	4.5	3.6	4.9	5.8	4.6	
06/10/13	1.0	0.8	1.3	2.5	1.3	
11 or more	0.3	0.7	1.4	1.6	0.9	
N of Valid	910	923	713	728	3274	
N of Miss	15	17	5	4	41	

Table 46: What are the chances you would be seen as cool if you: smoked cigarettes?






Response	6	8	10	12	Total	
No or very little chance	87.0	67.4	56.9	57.7	68.3	
Little chance	6.6	14.1	20.2	18.4	14.3	
Some chance	3.4	9.8	12.9	13.6	9.6	
Pretty good chance	2.0	5.4	5.3	5.8	4.5	
Very good chance	1.0	3.3	4.6	4.6	3.2	
N of Valid	890	909	712	723	3234	
N of Miss	35	31	6	9	81	

Table 47: What are the chances you would be seen as cool if you: worked hard at school?






Response	6	8	10	12	Total	
No or very little chance	7.0	10.7	11.7	10.7	9.9	
Little chance	5.8	14.7	16.7	17.5	13.3	
Some chance	14.4	20.2	23.2	26.0	20.5	
Pretty good chance	22.0	23.0	24.9	24.2	23.4	
Very good chance	50.7	31.4	23.6	21.6	32.8	
N of Valid	894	913	712	722	3241	
N of Miss	31	27	6	10	74	



Table 48: What are the chances you would be seen as cool if you: began drinking alcoholic beverages regularly, that is, at least once or twice a month?






Response	6	8	10	12	Total	
No or very little chance	83.4	60.5	42.6	38.9	58.0	
Little chance	9.1	16.0	17.2	16.5	14.5	
Some chance	3.4	10.4	16.5	20.7	12.1	
Pretty good chance	1.7	9.0	14.5	15.4	9.6	
Very good chance	2.4	4.2	9.3	8.5	5.8	
N of Valid	886	915	711	720	3232	
N of Miss	39	25	7	12	83	

Table 49: What are the chances you would be seen as cool if you: defended someone who was being verbally abused at school?






Response	6	8	10	12	Total	
No or very little chance	19.3	15.8	15.8	16.1	16.8	
Little chance	8.5	13.9	13.9	15.7	12.8	
Some chance	14.8	20.5	25.4	26.6	21.4	
Pretty good chance	18.9	22.3	23.5	23.7	21.9	
Very good chance	38.4	27.4	21.4	17.9	27.0	
N of Valid	890	911	710	721	3232	
N of Miss	35	29	8	11	83	

Table 50: What are the chances you would be seen as cool if you: smoked marijuana?






Response	6	8	10	12	Total	
No or very little chance	88.8	67.3	45.6	46.5	63.8	
Little chance	4.7	11.1	12.3	12.7	10.0	
Some chance	2.3	6.7	13.0	13.0	8.3	
Pretty good chance	1.8	7.3	12.1	11.5	7.8	
Very good chance	2.4	7.7	17.0	16.3	10.2	
N of Valid	885	913	710	723	3231	
N of Miss	40	27	8	9	84	

Table 51: What are the chances you would be seen as cool if you: carried a handgun?






Response	6	8	10	12	Total	
No or very little chance	81.6	69.7	63.6	64.3	70.4	
Little chance	7.4	12.8	12.1	14.0	11.4	
Some chance	4.4	7.0	10.3	10.2	7.7	
Pretty good chance	2.4	4.8	6.0	4.7	4.4	
Very good chance	4.2	5.7	8.0	6.8	6.0	
N of Valid	887	914	712	722	3235	
N of Miss	38	26	6	10	80	

Table 52: Think of your four best friends (the friends you feel closest to). In the past year (12 months), how many of your best friends have: participated in clubs, organizations or activities at school?






Response	6	8	10	12	Total	
0	17.1	11.5	11.8	10.4	12.9	
1	13.5	11.1	9.0	10.3	11.1	
2	18.0	17.5	18.2	17.1	17.7	
3	17.1	15.6	15.7	14.1	15.7	
4	34.2	44.3	45.3	48.1	42.6	
N of Valid	894	908	713	721	3236	
N of Miss	31	32	5	11	79	

Table 53: Think of your four best friends (the friends you feel closest to). In the past year (12 months), how many of your best friends have: smoked cigarettes?






Response	6	8	10	12	Total	
0	90.8	71.3	55.7	49.7	68.4	
1	5.1	11.1	17.4	20.3	12.9	
2	2.1	10.3	9.3	13.0	8.4	
3	0.6	3.0	6.3	6.5	3.8	
4	1.4	4.3	11.4	10.5	6.5	
N of Valid	898	904	713	723	3238	
N of Miss	27	36	5	9	77	

Table 54: Think of your four best friends (the friends you feel closest to). In the past year (12 months), how many of your best friends have: tried beer, wine or hard liquor (for example, vodka, whiskey, or gin) when their parents didn't know about it?






Response	6	8	10	12	Total	
0	83.1	55.1	34.0	26.7	51.9	
1	8.4	16.6	15.7	11.9	13.1	
2	3.0	10.5	14.1	18.7	11.1	
3	2.5	6.5	11.5	12.7	7.9	
4	3.0	11.3	24.6	29.9	16.1	
N of Valid	893	909	714	722	3238	
N of Miss	32	31	4	10	77	

Table 55: Think of your four best friends (the friends you feel closest to). In the past year (12 months), how many of your best friends have: made a commitment to stay drug-free?






Response	6	8	10	12	Total	
0	13.8	22.5	35.0	33.0	25.2	
1	5.3	9.1	14.6	16.6	11.0	
2	6.2	11.1	11.0	12.6	10.1	
3	10.5	11.8	11.5	11.8	11.4	
4	64.1	45.6	27.8	26.0	42.3	
N of Valid	882	904	711	722	3219	
N of Miss	43	36	7	10	96	

Table 56: Think of your four best friends (the friends you feel closest to). In the past year (12 months), how many of your best friends have: used marijuana?






Response	6	8	10	12	Total	
0	96.0	76.3	52.5	49.2	70.5	
1	2.1	11.1	12.6	14.6	9.7	
2	0.7	5.8	11.6	10.0	6.6	
3	0.3	2.5	7.8	8.9	4.5	
4	0.9	4.2	15.4	17.2	8.7	
N of Valid	893	906	706	719	3224	
N of Miss	32	34	12	13	91	

Table 57: Think of your four best friends (the friends you feel closest to). In the past year (12 months), how many of your best friends have: used prescription drugs or non-prescription drugs for the purposes of getting high?






Response	6	8	10	12	Total	
0	94.4	83.7	70.7	69.2	80.5	
1	2.6	8.6	9.3	10.8	7.6	
2	1.0	3.4	8.4	8.2	4.9	
3	0.4	2.4	4.9	5.3	3.1	
4	1.6	1.8	6.7	6.5	3.9	
N of Valid	890	903	713	721	3227	
N of Miss	35	37	5	11	88	

Table 58: Think of your four best friends (the friends you feel closest to). In the past year (12 months), how many of your best friends have: used synthetic marijuana (K2, spice) or bath salts?






Response	6	8	10	12	Total	
0	97.1	93.8	85.0	85.7	90.9	
1	1.5	3.2	5.9	4.8	3.7	
2	0.2	1.6	3.7	4.6	2.3	
3	0.2	0.6	1.5	1.5	0.9	
4	1.0	0.9	3.9	3.3	2.1	
N of Valid	885	903	711	722	3221	
N of Miss	40	37	7	10	94	

Table 59: Think of your four best friends (the friends you feel closest to). In the past year (12 months), how many of your best friends have: used LSD, cocaine, amphetamines, or other illegal drugs?






Response	6	8	10	12	Total	
0	97.5	93.7	88.3	90.3	92.8	
1	1.4	3.7	4.2	3.9	3.2	
2	0.6	1.3	3.1	2.4	1.7	
3	0.1	0.6	1.0	1.3	0.7	
4	0.5	0.8	3.4	2.2	1.6	
N of Valid	879	900	712	719	3210	
N of Miss	46	40	6	13	105	

Table 60: Think of your four best friends (the friends you feel closest to). In the past year (12 months), how many of your best friends have: tried to do well in school?






Response	6	8	10	12	Total	
0	2.4	2.5	4.2	3.6	3.1	
1	4.0	5.6	5.5	6.4	5.3	
2	5.5	10.1	13.2	12.9	10.2	
3	13.4	20.6	17.4	19.3	17.6	
4	74.7	61.2	59.7	57.8	63.8	
N of Valid	883	905	712	721	3221	
N of Miss	42	35	6	11	94	

Table 61: Think of your four best friends (the friends you feel closest to). In the past year (12 months), how many of your best friends have: been suspended from school?






Response	6	8	10	12	Total	
0	55.4	51.7	54.8	64.0	56.1	
1	22.4	17.9	20.1	16.1	19.2	
2	9.7	13.9	9.9	8.1	10.5	
3	5.0	6.1	5.8	4.6	5.4	
4	7.6	10.4	9.4	7.2	8.7	
N of Valid	885	900	710	719	3214	
N of Miss	40	40	8	13	101	

Table 62: Think of your four best friends (the friends you feel closest to). In the past year (12 months), how many of your best friends have: liked school?






Response	6	8	10	12	Total	
0	21.8	30.9	34.4	34.8	30.0	
1	11.5	15.5	13.5	12.2	13.2	
2	16.3	19.0	22.1	21.5	19.5	
3	19.6	14.3	12.9	14.5	15.5	
4	30.9	20.3	17.1	17.0	21.8	
N of Valid	890	906	712	722	3230	
N of Miss	35	34	6	10	85	

Table 63: Think of your four best friends (the friends you feel closest to). In the past year (12 months), how many of your best friends have: carried a handgun?






Response	6	8	10	12	Total	
0	93.5	90.7	87.4	86.2	89.7	
1	3.1	5.1	5.1	5.0	4.5	
2	1.5	1.7	3.1	3.2	2.3	
3	0.6	0.8	1.7	1.4	1.1	
4	1.3	1.8	2.8	4.3	2.4	
N of Valid	890	905	712	723	3230	
N of Miss	35	35	6	9	85	

Table 64: Think of your four best friends (the friends you feel closest to). In the past year (12 months), how many of your best friends have: sold illegal drugs?






Response	6	8	10	12	Total	
0	97.5	90.2	80.8	80.9	88.1	
1	1.2	5.0	9.3	6.4	5.2	
2	0.2	2.4	3.8	5.1	2.7	
3	0.3	1.1	2.4	2.9	1.6	
4	0.7	1.2	3.7	4.6	2.4	
N of Valid	888	902	708	719	3217	
N of Miss	37	38	10	13	98	

Table 65: Think of your four best friends (the friends you feel closest to). In the past year (12 months), how many of your best friends have: regularly attended religious services?






Response	6	8	10	12	Total	
0	30.2	17.6	13.4	13.6	19.1	
1	7.1	8.6	13.0	14.4	10.5	
2	9.2	15.1	18.7	23.4	16.2	
3	14.1	20.0	18.3	17.3	17.4	
4	39.5	38.8	36.6	31.4	36.8	
N of Valid	851	897	710	723	3181	
N of Miss	74	43	8	9	134	

Table 66: Think of your four best friends (the friends you feel closest to). In the past year (12 months), how many of your best friends have: stolen or tried to steal a motor vehicle such as a car or motorcycle?






Response	6	8	10	12	Total	
0	96.1	92.2	89.9	92.4	92.8	
1	3.0	4.5	4.4	2.8	3.7	
2	0.1	1.8	2.4	2.6	1.6	
3	0.1	0.6	1.7	1.0	0.8	
4	0.7	0.9	1.7	1.2	1.1	
N of Valid	890	903	710	723	3226	
N of Miss	35	37	8	9	89	

Table 67: Think of your four best friends (the friends you feel closest to). In the past year (12 months), how many of your best friends have: been arrested?






Response	6	8	10	12	Total	
0	93.8	84.8	77.2	81.5	84.9	
1	4.3	8.4	12.7	10.7	8.7	
2	1.3	3.4	5.5	3.5	3.3	
3	0.1	1.5	1.3	1.9	1.2	
4	0.4	1.9	3.4	2.5	2.0	
N of Valid	889	905	711	723	3228	
N of Miss	36	35	7	9	87	

Table 68: Think of your four best friends (the friends you feel closest to). In the past year (12 months), how many of your best friends have: dropped out of school?






Response	6	8	10	12	Total	
0	94.8	93.9	90.8	88.0	92.2	
1	3.5	4.1	5.1	7.5	4.9	
2	0.9	1.0	2.0	2.9	1.6	
3	0.1	0.7	0.7	0.6	0.5	
4	0.7	0.3	1.4	1.1	0.8	
N of Valid	893	905	710	723	3231	
N of Miss	32	35	8	9	84	



Table 69: Think of your four best friends (the friends you feel closest to). In the past year (12 months), how many of your best friends have: been members of a gang?






Response	6	8	10	12	Total	
0	90.6	84.5	81.7	83.5	85.3	
1	4.1	6.5	6.2	4.4	5.3	
2	1.7	3.5	3.1	4.0	3.0	
3	0.7	0.9	1.8	2.9	1.5	
4	2.9	4.5	7.2	5.1	4.8	
N of Valid	893	903	710	721	3227	
N of Miss	32	37	8	11	88	

Table 70: How old were you when you first: smoked marijuana?










Response	6	8	10	12	Total	
Never	98.4	89.4	70.6	63.7	82.0	
10 or younger	0.9	0.4	3.4	1.2	1.4	
11	0.4	2.3	1.6	1.7	1.5	
12	0.2	2.5	2.8	2.4	1.9	
13	0.0	4.1	4.9	4.0	3.1	
14	0.0	1.2	8.2	5.0	3.2	
15	0.0	0.0	7.3	5.7	2.9	
16	0.0	0.0	1.0	9.3	2.3	
17 or older	0.0	0.0	0.1	7.1	1.6	
N of Valid	899	903	708	721	3231	
N of Miss	26	37	10	11	84	

Table 71: How old were you when you first: smoked a cigarette, even just a puff?










Response	6	8	10	12	Total	
Never	89.5	70.0	59.6	53.9	69.6	
10 or younger	7.1	11.5	10.7	10.8	10.0	
11	2.8	6.6	4.2	4.4	4.5	
12	0.6	4.8	5.8	4.4	3.8	
13	0.0	6.1	4.8	5.1	3.9	
14	0.0	0.9	6.9	5.8	3.1	
15	0.0	0.0	6.9	4.7	2.6	
16	0.0	0.0	1.0	6.1	1.6	
17 or older	0.0	0.0	0.1	4.7	1.1	
N of Valid	899	911	711	723	3244	
N of Miss	26	29	7	9	71	

Table 72: How old were you when you first: had more than a sip or two of beer, wine or hard liquor (for example, vodka, whiskey, or gin)?










Response	6	8	10	12	Total	
Never	81.8	57.7	40.2	29.8	54.4	
10 or younger	10.9	12.7	12.3	8.0	11.1	
11	6.1	8.4	4.8	3.0	5.8	
12	1.2	7.4	7.9	6.5	5.6	
13	0.0	10.6	9.5	7.9	6.8	
14	0.0	2.8	11.6	8.9	5.3	
15	0.0	0.6	10.5	11.4	5.0	
16	0.0	0.0	3.0	13.7	3.7	
17 or older	0.0	0.0	0.1	10.8	2.4	
N of Valid	903	907	706	722	3238	
N of Miss	22	33	12	10	77	

Table 73: How old were you when you first: began drinking alcoholic beverages regularly, that is, at least once or twice a month?










Response	6	8	10	12	Total	
Never	96.8	89.0	75.2	68.0	83.5	
10 or younger	0.9	1.7	2.3	1.1	1.4	
11	1.8	1.7	1.1	0.7	1.4	
12	0.6	1.8	2.5	0.8	1.4	
13	0.0	3.6	4.2	1.8	2.3	
14	0.0	2.0	5.5	4.2	2.7	
15	0.0	0.3	6.8	6.2	3.0	
16	0.0	0.0	2.4	9.8	2.7	
17 or older	0.0	0.0	0.0	7.4	1.6	
N of Valid	901	909	711	721	3242	
N of Miss	24	31	7	11	73	

Table 74: How old were you when you first: used Daztrex?


Response	6	8	10	12	Total	
Never	100.0	100.0	100.0	100.0	100.0	
10 or younger	0.0	0.0	0.0	0.0	0.0	
11	0.0	0.0	0.0	0.0	0.0	
12	0.0	0.0	0.0	0.0	0.0	
13	0.0	0.0	0.0	0.0	0.0	
14	0.0	0.0	0.0	0.0	0.0	
15	0.0	0.0	0.0	0.0	0.0	
16	0.0	0.0	0.0	0.0	0.0	
17 or older	0.0	0.0	0.0	0.0	0.0	
N of Valid	872	899	707	721	3199	
N of Miss	53	41	11	11	116	

Table 75: How old were you when you first: got suspended from school?


Response	6	8	10	12	Total	
Never	79.3	70.1	67.3	66.4	71.2	
10 or younger	12.0	11.6	7.9	8.6	10.2	
11	5.9	5.3	4.3	2.5	4.6	
12	2.7	7.4	4.5	4.3	4.8	
13	0.0	3.7	6.6	3.7	3.3	
14	0.1	1.4	6.3	3.7	2.7	
15	0.0	0.4	2.7	4.0	1.6	
16	0.0	0.0	0.4	3.7	0.9	
17 or older	0.0	0.0	0.0	2.9	0.6	
N of Valid	899	903	713	721	3236	
N of Miss	26	37	5	11	79	

Table 76: How old were you when you first: got arrested?


Response	6	8	10	12	Total	
Never	98.7	93.6	91.3	89.9	93.7	
10 or younger	0.9	1.0	0.8	0.4	0.8	
11	0.4	0.6	0.6	0.1	0.4	
12	0.0	1.5	0.6	0.3	0.6	
13	0.0	2.3	2.0	1.0	1.3	
14	0.0	0.6	2.0	1.1	0.8	
15	0.0	0.4	2.5	2.1	1.1	
16	0.0	0.0	0.3	2.2	0.6	
17 or older	0.0	0.0	0.0	2.9	0.6	
N of Valid	900	908	712	722	3242	
N of Miss	25	32	6	10	73	

Table 77: How old were you when you first: carried a handgun?










Response	6	8	10	12	Total	
Never	95.0	92.8	93.0	89.8	92.8	
10 or younger	3.0	2.1	2.1	1.8	2.3	
11	1.6	2.2	0.7	0.1	1.2	
12	0.4	1.1	1.1	0.6	0.8	
13	0.0	1.2	0.6	0.8	0.6	
14	0.0	0.6	1.3	1.4	0.7	
15	0.0	0.0	0.7	1.4	0.5	
16	0.0	0.0	0.6	2.2	0.6	
17 or older	0.0	0.0	0.0	1.9	0.4	
N of Valid	901	905	711	722	3239	
N of Miss	24	35	7	10	76	

Table 78: How old were you when you first: attacked someone with the idea of seriously hurting them?










Response	6	8	10	12	Total	
Never	86.3	79.6	74.4	76.7	79.7	
10 or younger	7.8	6.8	7.2	5.1	6.8	
11	4.1	3.5	1.5	2.5	3.0	
12	1.7	3.5	3.0	1.8	2.5	
13	0.0	4.8	3.5	3.0	2.8	
14	0.0	1.3	3.9	2.8	1.9	
15	0.0	0.3	4.9	2.1	1.6	
16	0.0	0.0	1.5	4.0	1.2	
17 or older	0.1	0.1	0.0	2.1	0.5	
N of Valid	900	903	711	724	3238	
N of Miss	25	37	7	8	77	

Table 79: How old were you when you first: belonged to a gang?










Response	6	8	10	12	Total	
Never	95.7	93.6	93.4	91.9	93.7	
10 or younger	2.0	1.0	2.0	2.1	1.7	
11	1.3	0.6	0.4	0.1	0.6	
12	0.9	1.8	0.6	0.8	1.0	
13	0.0	2.0	0.8	1.1	1.0	
14	0.0	0.9	1.3	1.7	0.9	
15	0.0	0.2	1.3	0.8	0.5	
16	0.0	0.0	0.3	1.0	0.3	
17 or older	0.1	0.0	0.0	0.6	0.2	
N of Valid	901	905	713	724	3243	
N of Miss	24	35	5	8	72	

Table 80: How wrong do you think it is for someone your age to: take a handgun to school?





Response	6	8	10	12	Total	
Very wrong	91.3	83.3	82.4	85.9	85.9	
Wrong	5.9	12.7	10.4	8.1	9.3	
A little bit wrong	2.1	2.9	4.3	3.4	3.1	
Not wrong at all	0.7	1.1	2.9	2.5	1.7	
N of Valid	908	916	714	725	3263	
N of Miss	17	24	4	7	52	

Table 81: How wrong do you think it is for someone your age to: steal anything worth more than \$5?





Response	6	8	10	12	Total	
Very wrong	69.5	57.0	58.1	64.8	62.4	
Wrong	23.1	29.5	27.0	23.6	25.9	
A little bit wrong	6.0	10.9	11.2	8.6	9.1	
Not wrong at all	1.4	2.5	3.6	3.0	2.6	
N of Valid	902	914	714	724	3254	
N of Miss	23	26	4	8	61	

Table 82: How wrong do you think it is for someone your age to: pick a fight with someone?





Response	6	8	10	12	Total	
Very wrong	56.9	41.7	38.8	49.2	46.9	
Wrong	28.3	32.4	31.5	28.7	30.2	
A little bit wrong	12.1	19.6	22.0	16.3	17.3	
Not wrong at all	2.7	6.3	7.6	5.8	5.5	
N of Valid	898	914	708	722	3242	
N of Miss	27	26	10	10	73	

Table 83: How wrong do you think it is for someone your age to: attack someone with the idea of seriously hurting them?





Response	6	8	10	12	Total	
Very wrong	84.1	64.0	59.6	63.7	68.5	
Wrong	10.5	23.7	20.8	19.3	18.4	
A little bit wrong	4.0	8.8	12.1	10.3	8.5	
Not wrong at all	1.3	3.5	7.6	6.8	4.5	
N of Valid	901	911	712	721	3245	
N of Miss	24	29	6	11	70	

Table 84: How wrong do you think it is for someone your age to: stay away from school all day when their parents think they are at school?





Response	6	8	10	12	Total	
Very wrong	83.8	63.2	49.6	48.4	62.6	
Wrong	11.0	23.4	27.1	27.7	21.7	
A little bit wrong	4.0	10.0	16.3	17.3	11.3	
Not wrong at all	1.2	3.4	6.9	6.6	4.3	
N of Valid	900	913	711	723	3247	
N of Miss	25	27	7	9	68	

Table 85: How wrong do you think it is for someone your age to: drink beer, wine or hard liquor (for example, vodka, whiskey, or gin) regularly?





Response	6	8	10	12	Total	
Very wrong	87.3	62.9	44.3	40.0	60.5	
Wrong	9.2	17.7	23.2	21.9	17.5	
A little bit wrong	2.7	12.7	20.7	24.0	14.2	
Not wrong at all	0.9	6.7	11.8	14.1	7.8	
N of Valid	902	913	706	722	3243	
N of Miss	23	27	12	10	72	

Table 86: How wrong do you think it is for someone your age to: smoke cigarettes?





Response	6	8	10	12	Total	
Very wrong	86.6	68.4	56.1	50.1	66.7	
Wrong	10.9	17.3	19.0	18.6	16.2	
A little bit wrong	1.9	9.5	14.5	17.1	10.2	
Not wrong at all	0.7	4.7	10.4	14.3	7.0	
N of Valid	900	911	710	721	3242	
N of Miss	25	29	8	11	73	

Table 87: How wrong do you think it is for someone your age to: smoke marijuana?





Response	6	8	10	12	Total	
Very wrong	95.0	78.5	55.4	54.2	72.7	
Wrong	3.3	10.9	16.2	16.2	11.1	
A little bit wrong	0.7	5.8	14.5	12.3	7.7	
Not wrong at all	1.0	4.8	13.9	17.2	8.5	
N of Valid	905	911	710	721	3247	
N of Miss	20	29	8	11	68	



Table 88: How wrong do you think it is for someone your age to: use prescription drugs or non-prescription drugs for the purpose of getting high?


Response	6	8	10	12	Total	
Very wrong	93.5	84.9	73.8	69.2	81.3	
Wrong	5.0	9.2	14.7	16.6	10.9	
A little bit wrong	1.0	3.5	7.2	8.0	4.6	
Not wrong at all	0.6	2.3	4.3	6.2	3.1	
N of Valid	901	910	713	723	3247	
N of Miss	24	30	5	9	68	

Table 89: How wrong do you think it is for someone your age to: use synthetic marijuana (K2, spice) or bath salts?


Response	6	8	10	12	Total	
Very wrong	94.1	88.0	81.2	80.5	86.5	
Wrong	4.2	8.1	10.8	11.6	8.4	
A little bit wrong	0.9	2.3	4.4	4.0	2.7	
Not wrong at all	0.8	1.5	3.7	3.9	2.3	
N of Valid	897	910	712	723	3242	
N of Miss	28	30	6	9	73	

Table 90: How wrong do you think it is for someone your age to: use LSD, cocaine, amphetamines or another illegal drug?


Response	6	8	10	12	Total	
Very wrong	96.9	90.1	86.9	88.4	90.9	
Wrong	2.2	7.3	7.4	6.8	5.8	
A little bit wrong	0.6	1.5	2.9	2.6	1.8	
Not wrong at all	0.3	1.1	2.7	2.2	1.5	
N of Valid	900	910	712	722	3244	
N of Miss	25	30	6	10	71	

Table 91: At school during the past 12 months, did you receive help from the resource teacher, speech therapist or other special education teacher?



Response	6	8	10	12	Total	
No	77.4	86.3	89.6	91.8	85.8	
Yes	22.6	13.7	10.4	8.2	14.2	
N of Valid	804	840	652	669	2965	
N of Miss	121	100	66	63	350	

Table 92: How many times in the past year (12 months) have you: been suspended from school?









Response	6	8	10	12	Total	
Never	82.8	82.3	82.4	84.7	83.0	
1 to 2 times	13.5	13.7	14.2	11.5	13.3	
3 to 5 times	2.2	2.4	1.8	1.9	2.1	
6 to 9 times	0.8	1.0	0.3	0.6	0.7	
10 to 19 times	0.2	0.3	0.3	0.4	0.3	
20 to 29 times	0.2	0.1	0.1	0.0	0.1	
30 to 39 times	0.1	0.0	0.0	0.0	0.0	
40+ times	0.1	0.2	0.8	0.8	0.5	
N of Valid	896	915	710	719	3240	
N of Miss	29	25	8	13	75	

Table 93: How many times in the past year (12 months) have you: carried a handgun?









Response	6	8	10	12	Total	
Never	95.9	93.2	94.9	90.5	93.7	
1 to 2 times	1.8	2.4	0.7	3.8	2.2	
3 to 5 times	0.9	1.5	1.3	1.7	1.3	
6 to 9 times	0.9	0.8	0.8	0.8	0.8	
10 to 19 times	0.1	0.5	1.0	0.6	0.5	
20 to 29 times	0.0	0.4	0.0	0.6	0.2	
30 to 39 times	0.0	0.0	0.0	0.1	0.0	
40+ times	0.4	1.1	1.3	1.9	1.1	
N of Valid	894	913	711	718	3236	
N of Miss	31	27	7	14	79	

Table 94: How many times in the past year (12 months) have you: sold illegal drugs?









Response	6	8	10	12	Total	
Never	99.7	98.0	93.8	92.3	96.3	
1 to 2 times	0.3	0.8	1.7	2.8	1.3	
3 to 5 times	0.0	0.3	1.3	1.1	0.6	
6 to 9 times	0.0	0.2	0.7	0.8	0.4	
10 to 19 times	0.0	0.3	0.7	0.1	0.3	
20 to 29 times	0.0	0.1	0.3	0.3	0.2	
30 to 39 times	0.0	0.0	0.4	0.1	0.1	
40+ times	0.0	0.2	1.1	2.4	0.8	
N of Valid	885	909	705	715	3214	
N of Miss	40	31	13	17	101	

Table 95: How many times in the past year (12 months) have you: stolen or tried to steal a motor vehicle such as a car or motorcycle?








Response	6	8	10	12	Total	
Never	99.1	97.4	97.3	96.9	97.7	
1 to 2 times	0.7	2.1	1.7	1.7	1.5	
3 to 5 times	0.1	0.3	0.1	0.7	0.3	
6 to 9 times	0.0	0.0	0.3	0.1	0.1	
10 to 19 times	0.0	0.0	0.0	0.0	0.0	
20 to 29 times	0.0	0.0	0.0	0.1	0.0	
30 to 39 times	0.0	0.0	0.1	0.0	0.0	
40+ times	0.1	0.2	0.4	0.4	0.3	
N of Valid	887	913	708	715	3223	
N of Miss	38	27	10	17	92	

Table 96: How many times in the past year (12 months) have you: participated in clubs, organizations or activities at school?









Response	6	8	10	12	Total	
Never	29.5	25.1	22.7	22.5	25.2	
1 to 2 times	29.6	22.2	16.0	14.4	21.2	
3 to 5 times	16.7	15.4	13.9	15.1	15.4	
6 to 9 times	8.9	10.4	9.1	7.0	8.9	
10 to 19 times	4.8	8.0	8.6	10.2	7.8	
20 to 29 times	2.6	4.7	5.2	4.7	4.3	
30 to 39 times	0.9	1.2	2.3	3.1	1.8	
40+ times	7.1	12.9	22.2	23.0	15.6	
N of Valid	892	908	706	716	3222	
N of Miss	33	32	12	16	93	

Table 97: How many times in the past year (12 months) have you: been arrested?








Response	6	8	10	12	Total	
Never	99.1	94.5	93.4	94.0	95.4	
1 to 2 times	0.8	4.5	5.5	4.6	3.7	
3 to 5 times	0.0	0.6	0.6	0.4	0.4	
6 to 9 times	0.1	0.2	0.3	0.4	0.2	
10 to 19 times	0.0	0.0	0.1	0.3	0.1	
20 to 29 times	0.0	0.1	0.0	0.0	0.0	
30 to 39 times	0.0	0.0	0.0	0.0	0.0	
40+ times	0.0	0.1	0.1	0.3	0.1	
N of Valid	886	906	707	719	3218	
N of Miss	39	34	11	13	97	

Table 98: How many times in the past year (12 months) have you: attacked someone with the idea of seriously hurting them?


Response	6	8	10	12	Total	
Never	88.2	83.5	80.3	86.1	84.7	
1 to 2 times	8.5	9.5	10.9	8.5	9.3	
3 to 5 times	1.7	3.3	3.5	1.9	2.6	
6 to 9 times	0.8	1.2	2.7	1.7	1.5	
10 to 19 times	0.2	1.1	0.3	0.8	0.6	
20 to 29 times	0.0	0.2	0.7	0.1	0.2	
30 to 39 times	0.1	0.1	0.1	0.1	0.1	
40+ times	0.4	1.1	1.4	0.7	0.9	
N of Valid	892	913	707	720	3232	
N of Miss	33	27	11	12	83	

Table 99: How many times in the past year (12 months) have you: been drunk or high at school?


Response	6	8	10	12	Total	
Never	98.9	92.7	85.8	84.4	91.0	
1 to 2 times	1.0	4.5	6.4	5.6	4.2	
3 to 5 times	0.1	1.1	2.8	3.2	1.7	
6 to 9 times	0.0	0.7	0.7	1.4	0.7	
10 to 19 times	0.0	0.1	0.8	1.0	0.4	
20 to 29 times	0.0	0.4	0.7	0.6	0.4	
30 to 39 times	0.0	0.1	0.3	0.8	0.3	
40+ times	0.0	0.4	2.4	3.1	1.3	
N of Valid	883	912	706	716	3217	
N of Miss	42	28	12	16	98	

Table 100: How many times in the past year (12 months) have you: taken a handgun to school?


Response	6	8	10	12	Total	
Never	99.9	98.9	98.4	97.8	98.8	
1 to 2 times	0.1	0.4	0.4	0.7	0.4	
3 to 5 times	0.0	0.0	0.1	0.3	0.1	
6 to 9 times	0.0	0.1	0.1	0.3	0.1	
10 to 19 times	0.0	0.3	0.1	0.4	0.2	
20 to 29 times	0.0	0.0	0.1	0.0	0.0	
30 to 39 times	0.0	0.0	0.0	0.0	0.0	
40+ times	0.0	0.2	0.6	0.6	0.3	
N of Valid	888	911	707	715	3221	
N of Miss	37	29	11	17	94	

Table 101: Are you currently on probation, or assigned a probation officer with Juvenile Court?


Response	6	8	10	12	Total	
No	98.1	96.1	94.5	96.6	96.4	
Yes	1.9	3.9	5.5	3.4	3.6	
N of Valid	787	831	658	671	2947	
N of Miss	138	109	60	61	368	

Table 102: Have you ever belonged to a gang?


Response	6	8	10	12	Total	
No	93.4	90.9	90.4	89.5	91.2	
No, but would like to	0.7	1.4	1.8	1.7	1.4	
Yes, in the past	4.3	3.2	3.7	2.6	3.5	
Yes, belong now	1.4	4.3	4.1	6.1	3.8	
Yes, but would like to get out	0.2	0.2	0.0	0.1	0.2	
N of Valid	907	914	707	722	3250	
N of Miss	18	26	11	10	65	

Table 103: If you have ever belonged to a gang, did that gang have a name?

Response	6	8	10	12	Total
No	8.2	9.5	12.3	11.9	10.3
Yes	5.1	7.6	8.2	9.1	7.4
I have never belonged to a gang	86.7	82.9	79.5	79.1	82.4
N of Valid	902	904	699	716	3221
N of Miss	23	36	19	16	94

Table 104: You are at a party at someone's house, and one of your friends offers you a drink containing alcohol. What would you say or do?

Response	6	8	10	12	Total
Drink it	5.3	20.3	36.2	41.1	24.2
Tell your friend, 'No thanks, I don't drink' and suggest that you and your friend go and do something else	41.6	36.3	27.0	22.7	32.7
Just say, 'No thanks' and walk away	37.6	30.4	30.1	31.4	32.6
Make up a good excuse, tell your friend you had something else to do, and leave	15.5	13.1	6.7	4.7	10.5
N of Valid	902	902	704	717	3225
N of Miss	23	38	14	15	90

Table 105: How often do you attend religious services or activities?

Response	6	8	10	12	Total
Never	17.7	8.8	8.2	7.0	10.7
Rarely	18.0	15.9	18.7	22.3	18.5
1-2 Times a Month	8.8	11.1	13.0	17.1	12.2
About Once a Week or More	55.6	64.1	60.1	53.7	58.6
N of Valid	880	906	707	719	3212
N of Miss	45	34	11	13	103

Table 106: I think sometimes it's okay to cheat at school.





Response	6	8	10	12	Total	
NO!	64.8	30.5	20.9	18.5	35.3	
no	26.6	41.0	35.0	35.5	34.4	
yes	7.1	23.9	33.6	36.4	24.1	
YES!	1.5	4.7	10.5	9.6	6.2	
N of Valid	906	903	703	719	3231	
N of Miss	19	37	15	13	84	

Table 107: It is important to think before you act.





Response	6	8	10	12	Total	
NO!	3.0	3.0	2.1	1.5	2.5	
no	1.8	3.1	2.7	1.8	2.4	
yes	23.7	32.0	33.7	32.7	30.2	
YES!	71.5	61.9	61.5	64.0	65.0	
N of Valid	902	904	703	719	3228	
N of Miss	23	36	15	13	87	

Table 108: Sometimes I think that life is not worth it.





Response	6	8	10	12	Total	
NO!	58.5	47.4	47.6	51.3	51.4	
no	20.1	24.2	23.5	24.1	22.9	
yes	13.7	18.1	18.8	17.0	16.8	
YES!	7.7	10.3	10.1	7.6	8.9	
N of Valid	875	890	695	713	3173	
N of Miss	50	50	23	19	142	



Table 109: At times I think I am no good at all.

Response	6	8	10	12	Total	
NO!	40.9	33.3	36.4	36.5	36.8	
no	20.8	23.0	23.4	27.8	23.6	
yes	26.2	29.7	28.6	26.5	27.8	
YES!	12.1	14.0	11.6	9.2	11.9	
N of Valid	885	895	697	716	3193	
N of Miss	40	45	21	16	122	

Table 110: All in all, I am inclined to think that I am a failure.

Response	6	8	10	12	Total	
NO!	60.7	49.3	54.6	52.7	54.4	
no	22.6	30.6	27.7	32.2	28.1	
yes	11.4	13.1	12.2	10.5	11.8	
YES!	5.3	7.0	5.6	4.5	5.7	
N of Valid	881	888	698	711	3178	
N of Miss	44	52	20	21	137	

Table 111: In the past year, have you felt depressed or sad MOST days, even if you felt okay sometimes?

Response	6	8	10	12	Total	
NO!	30.5	28.2	32.4	29.1	30.0	
no	18.8	23.9	25.2	25.5	23.1	
yes	30.5	25.7	23.0	28.3	27.0	
YES!	20.2	22.2	19.4	17.2	19.9	
N of Valid	892	896	701	715	3204	
N of Miss	33	44	17	17	111	

Table 112: It is all right to beat up people if they start the fight.





Response	6	8	10	12	Total	
NO!	45.7	27.7	24.9	25.3	31.6	
no	16.5	19.8	18.3	16.6	17.8	
yes	17.4	25.8	23.8	22.5	22.2	
YES!	20.5	26.8	33.0	35.6	28.3	
N of Valid	893	893	698	716	3200	
N of Miss	32	47	20	16	115	

Table 113: I think it is okay to take something without asking if you can get away with it.





Response	6	8	10	12	Total	
NO!	80.0	60.2	57.1	57.4	64.4	
no	15.8	32.4	34.4	34.5	28.7	
yes	2.2	5.6	6.5	6.1	5.0	
YES!	2.0	1.8	2.0	2.0	1.9	
N of Valid	893	893	697	716	3199	
N of Miss	32	47	21	16	116	

Table 114: Where do you get the most information about living a drug and alcohol free life? Parents/guardians





Response	6	8	10	12	Total	
All the time	58.3	49.6	47.1	43.4	50.1	
Most	20.4	24.5	22.2	25.8	23.1	
Some	11.8	14.9	18.1	20.9	16.1	
Very little	9.5	11.0	12.6	9.9	10.7	
N of Valid	883	899	698	714	3194	
N of Miss	42	41	20	18	121	

Table 115: Where do you get the most information about living a drug and alcohol free life? Friends





Response	6	8	10	12	Total	
All the time	22.5	13.0	13.5	14.4	16.0	
Most	16.9	16.3	15.5	15.2	16.0	
Some	25.7	32.5	29.5	27.7	28.9	
Very little	34.9	38.3	41.5	42.7	39.1	
N of Valid	859	886	691	710	3146	
N of Miss	66	54	27	22	169	

Table 116: Where do you get the most information about living a drug and alcohol free life? Family members





Response	6	8	10	12	Total	
All the time	51.0	40.7	37.1	32.8	41.0	
Most	21.2	25.4	22.9	24.3	23.5	
Some	16.5	21.3	23.7	25.0	21.3	
Very little	11.3	12.6	16.3	17.9	14.2	
N of Valid	871	887	693	711	3162	
N of Miss	54	53	25	21	153	

Table 117: Where do you get the most information about living a drug and alcohol free life? School





Response	6	8	10	12	Total	
All the time	57.7	44.6	38.0	33.5	44.3	
Most	19.2	27.3	25.0	26.3	24.4	
Some	12.2	17.9	22.3	24.4	18.8	
Very little	10.9	10.2	14.7	15.8	12.6	
N of Valid	869	894	695	708	3166	
N of Miss	56	46	23	24	149	

Table 118: Where do you get the most information about living a drug and alcohol free life? Internet





Response	6	8	10	12	Total	
All the time	19.5	13.0	11.5	10.3	13.8	
Most	12.8	9.9	8.1	8.3	9.9	
Some	17.4	23.4	22.5	25.0	21.9	
Very little	50.2	53.8	57.9	56.4	54.3	
N of Valid	850	880	689	708	3127	
N of Miss	75	60	29	24	188	

Table 119: Where do you get the most information about living a drug and alcohol free life? TV





Response	6	8	10	12	Total	
All the time	23.6	17.3	12.2	12.3	16.7	
Most	14.6	15.0	11.6	11.7	13.4	
Some	25.6	28.3	28.7	29.2	27.8	
Very little	36.2	39.5	47.6	46.9	42.1	
N of Valid	856	881	691	710	3138	
N of Miss	69	59	27	22	177	

Table 120: Where do you get the most information about living a drug and alcohol free life? Social media





Response	6	8	10	12	Total	
All the time	20.3	15.0	11.2	11.3	14.7	
Most	9.0	11.4	9.6	9.9	10.0	
Some	20.8	24.5	25.8	25.4	24.0	
Very little	49.8	49.1	53.5	53.4	51.3	
N of Valid	831	879	690	708	3108	
N of Miss	94	61	28	24	207	

Table 121: How much do you think people risk harming themselves (physically or in other ways) if they: smoked one or more packs of cigarettes per day?


Response	6	8	10	12	Total	
No risk	18.5	12.4	9.7	7.3	12.4	
Slight risk	8.0	9.7	8.8	9.4	9.0	
Moderate risk	17.2	19.7	19.5	21.7	19.4	
Great risk	56.3	58.2	62.0	61.6	59.3	
N of Valid	877	894	682	711	3164	
N of Miss	48	46	36	21	151	

Table 122: How much do you think people risk harming themselves (physically or in other ways) if they: try marijuana once or twice?


Response	6	8	10	12	Total	
No risk	20.8	19.8	27.9	31.2	24.4	
Slight risk	18.9	25.1	29.3	29.4	25.2	
Moderate risk	22.3	22.7	17.2	17.5	20.2	
Great risk	38.0	32.4	25.6	21.9	30.1	
N of Valid	874	889	680	708	3151	
N of Miss	51	51	38	24	164	

Table 123: How much do you think people risk harming themselves (physically or in other ways) if they: smoke marijuana once or twice a week?


Response	6	8	10	12	Total	
No risk	19.8	16.2	21.4	21.8	19.6	
Slight risk	7.0	12.8	18.8	22.1	14.6	
Moderate risk	22.2	22.4	23.6	22.9	22.7	
Great risk	51.0	48.7	36.2	33.2	43.2	
N of Valid	862	890	674	702	3128	
N of Miss	63	50	44	30	187	

Table 124: How much do you think people risk harming themselves (physically or in other ways) if they: take one or two drinks of an alcoholic beverage (beer, wine, liquor) nearly every day?

Response	6	8	10	12	Total	
No risk	20.2	16.2	15.0	14.1	16.6	
Slight risk	13.8	16.8	21.8	22.4	18.3	
Moderate risk	21.2	26.0	24.6	26.7	24.5	
Great risk	44.8	41.1	38.6	36.8	40.6	
N of Valid	872	889	679	709	3149	
N of Miss	53	51	39	23	166	

Table 125: How much do you think people risk harming themselves (physically or in other ways) if they: have five or more drinks of an alcoholic beverage once or twice each weekend?

Response	6	8	10	12	Total	
No risk	18.3	14.8	12.1	11.6	14.5	
Slight risk	7.6	12.0	14.7	17.8	12.7	
Moderate risk	20.6	20.8	23.7	25.3	22.4	
Great risk	53.4	52.4	49.5	45.3	50.5	
N of Valid	872	893	679	708	3152	
N of Miss	53	47	39	24	163	

Table 126: How much do you think people risk harming themselves (physically or in other ways) if they: use prescription drugs that are not prescribed to them?

Response	6	8	10	12	Total	
No risk	17.8	12.0	8.0	8.9	12.0	
Slight risk	4.4	7.5	7.1	8.3	6.7	
Moderate risk	12.8	15.5	20.8	19.4	16.8	
Great risk	65.1	65.0	64.2	63.4	64.5	
N of Valid	873	892	679	707	3151	
N of Miss	52	48	39	25	164	

Table 127: How much do you think people risk harming themselves (physically or in other ways) if they: use non-prescription drugs to get high?

Response	6	8	10	12	Total
No risk	18.6	12.0	8.7	7.8	12.2
Slight risk	3.4	6.5	8.8	6.2	6.1
Moderate risk	9.9	14.1	16.6	19.0	14.6
Great risk	68.1	67.4	65.9	67.0	67.2
N of Valid	871	892	680	707	3150
N of Miss	54	48	38	25	165

Table 128: Have you ever used smokeless tobacco (chew, snuff, plug, dipping tobacco, or chewing tobacco)?

Response	6	8	10	12	Total
Never	93.6	84.0	78.7	79.4	84.5
Once or Twice	3.7	7.3	10.2	8.6	7.2
Once in a while but not regularly	1.2	3.3	3.8	3.5	2.9
Regularly in the past	0.9	2.6	3.1	2.1	2.1
Regularly now	0.6	2.8	4.2	6.3	3.3
N of Valid	890	898	685	710	3183
N of Miss	35	42	33	22	132

Table 129: How often have you taken smokeless tobacco during the past 30 days?

Response	6	8	10	12	Total
Not at all	98.1	91.6	89.9	88.5	92.4
Once or twice	1.0	3.5	3.7	3.5	2.8
Once or twice per week	0.5	1.7	1.0	1.1	1.1
Three to five times per week	0.1	0.8	0.7	0.7	0.6
About once a day	0.1	1.1	1.0	1.0	0.8
More than once a day	0.2	1.3	3.7	5.1	2.4
N of Valid	887	895	684	706	3172
N of Miss	38	45	34	26	143

Table 130: Have you ever smoked cigarettes?






Response	6	8	10	12	Total	
Never	89.3	72.2	63.5	58.2	72.0	
Once or Twice	9.0	16.4	18.7	19.7	15.6	
Once in a while but not regularly	0.8	6.6	8.6	8.2	5.8	
Regularly in the past	0.8	3.2	2.8	5.7	3.0	
Regularly now	0.1	1.6	6.3	8.2	3.7	
N of Valid	890	897	683	706	3176	
N of Miss	35	43	35	26	139	

Table 131: How frequently have you smoked cigarettes during the past 30 days?








Response	6	8	10	12	Total	
Not at all	98.4	92.5	85.2	81.2	90.1	
Less than one cigarette per day	1.1	4.1	6.5	8.3	4.7	
One to five cigarettes per day	0.3	2.0	5.3	5.0	2.9	
About one-half pack per day	0.0	0.3	1.9	3.5	1.3	
About one pack per day	0.0	0.4	0.9	1.1	0.6	
About one and one-half packs per day	0.0	0.0	0.1	0.4	0.1	
Two packs or more per day	0.1	0.6	0.1	0.4	0.3	
N of Valid	890	895	681	707	3173	
N of Miss	35	45	37	25	142	

Table 132: Which statement best describes rules about smoking inside your home?






Response	6	8	10	12	Total	
Smoking is not allowed anywhere inside your home	64.8	65.3	67.3	69.1	66.4	
Smoking is allowed in some places and at some times	8.5	8.2	5.9	5.8	7.3	
Smoking is allowed anywhere inside the home	3.2	3.4	4.1	5.7	4.0	
There are no rules about smoking inside the home	5.5	8.0	9.0	8.7	7.7	
I don't know	18.0	15.1	13.7	10.8	14.6	
N of Valid	872	888	679	705	3144	
N of Miss	53	52	39	27	171	



Table 133: Which statement best describes rules about smoking in your family cars?

Response	6	8	10	12	Total	
Smoking is never allowed in any car	58.2	55.6	55.9	57.4	56.8	
Smoking is allowed sometimes or in some cars	15.3	14.3	12.7	13.4	14.0	
Smoking is allowed in any car anytime	3.4	4.6	6.0	6.2	5.0	
There are no rules about smoking in the car	6.4	9.1	12.7	10.5	9.4	
We do not have a family car	1.0	1.0	1.6	1.6	1.3	
I don't know	15.6	15.3	11.1	10.9	13.5	
N of Valid	873	888	678	704	3143	
N of Miss	52	52	40	28	172	

Table 134: During this school year, were you taught in any of your classes about the dangers of tobacco use?

Response	6	8	10	12	Total	
Strongly agree	45.7	29.8	21.6	15.5	29.2	
Agree	27.6	35.4	29.6	28.2	30.4	
Disagree	4.5	9.4	16.5	15.9	11.0	
Strongly disagree	7.7	9.9	15.6	23.0	13.5	
I don't know	14.5	15.5	16.7	17.5	15.9	
N of Valid	862	882	672	699	3115	
N of Miss	63	58	46	33	200	

Table 135: During the past 12 months, have you participated in any community activities to discourage people your age from using cigarettes, chewing tobacco, snuff, dip or cigars?

Response	6	8	10	12	Total	
Strongly agree	23.4	16.8	12.2	11.7	16.5	
Agree	14.2	17.8	16.2	15.4	16.0	
Disagree	15.1	18.2	20.7	21.6	18.7	
Strongly disagree	20.8	25.3	30.4	32.3	26.7	
I don't know	26.6	21.9	20.4	19.0	22.2	
N of Valid	843	874	671	700	3088	
N of Miss	82	66	47	32	227	

Table 136: Think back over the last two weeks. How many times have you had five or more alcoholic drinks in a row?


Response	6	8	10	12	Total	
None	98.2	90.7	84.1	78.3	88.6	
Once	0.9	4.2	5.8	7.3	4.3	
Twice	0.6	2.4	5.0	5.9	3.2	
3-5 times	0.2	1.7	2.7	4.7	2.2	
6-9 times	0.1	0.2	0.6	0.9	0.4	
10 or more times	0.0	0.8	1.8	3.0	1.3	
N of Valid	872	880	675	699	3126	
N of Miss	53	60	43	33	189	

Table 137: During the past 30 days, how many times did you ride in a car or other vehicle driven by someone who had been drinking alcohol or using drugs to get high?


Response	6	8	10	12	Total	
0 times	85.4	80.2	78.0	74.2	79.8	
1 time	6.9	7.3	7.3	7.4	7.2	
2 or 3 times	4.2	5.6	7.8	7.1	6.0	
4 or 5 times	1.3	3.0	1.0	3.3	2.2	
6 or more times	2.2	3.7	5.8	8.0	4.7	
N of Valid	865	886	668	701	3120	
N of Miss	60	54	50	31	195	

Table 138: During the past 30 days, how many times did you drive a car or other vehicle when you had been drinking alcohol or using drugs to get high?


Response	6	8	10	12	Total	
I did not drive a car in the past 30 days	48.8	48.3	34.0	19.2	38.8	
0 times	50.4	47.5	59.1	65.7	54.9	
1 time	0.4	1.3	3.3	5.3	2.4	
2 or 3 times	0.2	1.2	1.6	4.2	1.7	
4 or 5 times	0.1	0.7	0.7	1.1	0.7	
6 or more times	0.1	1.2	1.2	4.4	1.6	
N of Valid	848	864	667	697	3076	
N of Miss	77	76	51	35	239	

Table 139: If you drank alcohol (not just a sip or taste) in the past year, how did you usually get it?













Response	6	8	10	12	Total	
I did not drink alcohol in the past year	91.8	75.8	59.3	47.5	70.2	
I bought it myself with a fake ID	0.1	0.1	0.8	0.9	0.4	
I bought it myself without a fake ID	0.0	0.0	1.5	2.4	0.9	
I got it from someone I know age 21 or older	1.8	7.5	12.7	25.5	11.1	
I got it from someone I know under age 21	0.1	2.9	5.9	6.0	3.5	
I got it from my brother or sister	0.1	1.5	2.1	1.1	1.2	
I got it from home with my parents' permission	0.8	2.3	4.1	3.2	2.5	
I got it from home without my parents' permission	0.5	2.3	2.6	1.1	1.6	
I got it from another relative	1.1	2.3	3.3	2.9	2.3	
A stranger bought it for me	0.2	0.5	0.6	0.9	0.5	
I took it from a store or shop	0.0	0.3	0.0	0.1	0.1	
Other	3.4	4.4	7.2	8.3	5.6	
N of Valid	846	864	663	697	3070	
N of Miss	79	76	55	35	245	

Table 140: If you drank alcohol (not just a sip or taste) in the past year, where did you usually drink it?











Response	6	8	10	12	Total	
I did not drink alcohol in the past year	92.3	77.0	60.9	49.9	71.7	
at my home	3.1	7.9	8.0	9.4	6.9	
at someone else's home	2.5	9.3	19.6	26.9	13.6	
at an open area like a park, beach, field, back road, woods, or a street corner	1.1	4.2	8.4	7.6	5.0	
at a sporting event or concert	0.4	0.2	0.6	0.9	0.5	
at a restaurant, bar, or a nightclub	0.2	0.5	0.8	1.5	0.7	
at an empty building or a construction site	0.1	0.0	0.2	0.3	0.1	
at a hotel/motel	0.1	0.0	0.2	1.2	0.3	
in a car	0.1	0.6	0.6	1.9	0.8	
at school	0.1	0.4	0.8	0.6	0.4	
N of Valid	846	853	652	684	3035	
N of Miss	79	87	66	48	280	

Table 141: How do you feel about someone your age having one or two drinks of an alcoholic beverage nearly every day?





Response	6	8	10	12	Total	
Neither approve nor disapprove	23.1	28.5	36.3	31.6	29.4	
Somewhat disapprove	6.9	13.7	17.0	19.0	13.8	
Strongly disapprove	52.2	41.1	33.3	32.5	40.5	
Don't know or can't say	17.8	16.7	13.3	16.9	16.3	
N of Valid	850	861	669	699	3079	
N of Miss	75	79	49	33	236	

Table 142: On how many occasions have you had alcoholic beverages (beer, wine or hard liquor) to drink in your lifetime - more than just a few sips?








Response	6	8	10	12	Total	
0	88.4	70.7	51.0	39.3	64.4	
01/02/13	7.5	11.9	13.0	10.9	10.7	
03/05/13	2.4	7.3	10.3	12.8	7.8	
06/09/13	0.6	2.4	6.0	7.9	3.9	
10/19/13	0.2	3.2	7.0	8.6	4.4	
20-39	0.3	2.2	5.1	7.7	3.5	
40	0.6	2.4	7.6	12.8	5.3	
N of Valid	871	876	669	697	3113	
N of Miss	54	64	49	35	202	

Table 143: On how many occasions have you drunk one of more drinks of an alcoholic beverage during the past 30 days?








Response	6	8	10	12	Total	
0	97.8	88.1	77.1	71.1	84.6	
01/02/13	1.6	8.2	10.3	14.4	8.2	
03/05/13	0.1	2.0	5.8	5.9	3.2	
06/09/13	0.1	1.0	3.0	4.2	1.9	
10/19/13	0.1	0.2	1.5	2.7	1.0	
20-39	0.0	0.2	0.3	1.0	0.4	
40	0.2	0.3	1.9	0.7	0.7	
N of Valid	869	871	668	696	3104	
N of Miss	56	69	50	36	211	

Table 144: On how many occasions have you used marijuana (grass, pot) or hashish (hash, hash oil) in your lifetime?


Response	6	8	10	12	Total	
0	98.2	90.5	73.8	67.6	83.9	
01/02/13	1.3	2.9	8.1	6.7	4.4	
03/05/13	0.1	1.8	4.6	5.9	2.9	
06/09/13	0.0	1.4	3.6	3.6	2.0	
10/19/13	0.1	0.8	2.1	2.6	1.3	
20-39	0.0	0.9	1.8	3.0	1.3	
40	0.3	1.6	6.0	10.6	4.2	
N of Valid	865	867	669	697	3098	
N of Miss	60	73	49	35	217	

Table 145: On how many occasions have you used marijuana (grass, pot) or hashish (hash, hash oil) during the past 30 days?


Response	6	8	10	12	Total	
0	99.7	95.9	88.1	84.3	92.7	
01/02/13	0.1	1.5	4.7	5.0	2.6	
03/05/13	0.0	1.0	2.0	2.6	1.3	
06/09/13	0.1	0.5	1.2	1.6	0.8	
10/19/13	0.0	0.2	2.0	1.7	0.9	
20-39	0.0	0.2	0.6	1.3	0.5	
40	0.1	0.6	1.5	3.6	1.3	
N of Valid	866	864	664	701	3095	
N of Miss	59	76	54	31	220	

Table 146: On how many occasions have you used LSD or other psychedelics in your lifetime?


Response	6	8	10	12	Total	
0	99.9	99.4	99.0	98.9	99.3	
01/02/13	0.0	0.6	0.7	0.7	0.5	
03/05/13	0.0	0.0	0.1	0.1	0.1	
06/09/13	0.1	0.0	0.0	0.0	0.0	
10/19/13	0.0	0.0	0.0	0.1	0.0	
20-39	0.0	0.0	0.0	0.0	0.0	
40	0.0	0.0	0.1	0.1	0.1	
N of Valid	861	868	667	702	3098	
N of Miss	64	72	51	30	217	

Table 147: On how many occasions have you used LSD or other psychedelics during the past 30 days?


Response	6	8	10	12	Total	
0	99.8	99.8	99.6	99.4	99.6	
01/02/13	0.1	0.1	0.4	0.4	0.3	
03/05/13	0.0	0.1	0.0	0.1	0.1	
06/09/13	0.0	0.0	0.0	0.0	0.0	
10/19/13	0.1	0.0	0.0	0.0	0.0	
20-39	0.0	0.0	0.0	0.0	0.0	
40	0.0	0.0	0.0	0.0	0.0	
N of Valid	862	865	668	704	3099	
N of Miss	63	75	50	28	216	

Table 148: On how many occasions have you used cocaine or crack in your lifetime?


Response	6	8	10	12	Total	
0	99.8	99.4	98.8	98.6	99.2	
01/02/13	0.2	0.5	0.7	1.0	0.6	
03/05/13	0.0	0.0	0.1	0.1	0.1	
06/09/13	0.0	0.0	0.3	0.0	0.1	
10/19/13	0.0	0.0	0.0	0.0	0.0	
20-39	0.0	0.1	0.0	0.1	0.1	
40	0.0	0.0	0.0	0.1	0.0	
N of Valid	863	867	668	701	3099	
N of Miss	62	73	50	31	216	

Table 149: On how many occasions have you used cocaine or crack during the past 30 days?


Response	6	8	10	12	Total	
0	100.0	99.7	99.8	99.1	99.7	
01/02/13	0.0	0.3	0.2	0.1	0.2	
03/05/13	0.0	0.0	0.0	0.3	0.1	
06/09/13	0.0	0.0	0.0	0.3	0.1	
10/19/13	0.0	0.0	0.0	0.0	0.0	
20-39	0.0	0.0	0.0	0.0	0.0	
40	0.0	0.0	0.0	0.1	0.0	
N of Valid	862	864	666	701	3093	
N of Miss	63	76	52	31	222	

Table 150: On how many occasions have you sniffed glue, breathed the contents of an aerosol spray can, or inhaled other gases or sprays, in order to get high in your lifetime?


Response	6	8	10	12	Total	
0	93.7	90.3	90.1	95.0	92.3	
01/02/13	3.8	4.2	5.2	2.7	4.0	
03/05/13	1.3	2.3	1.2	1.3	1.5	
06/09/13	0.3	1.3	1.3	0.6	0.9	
10/19/13	0.5	0.9	0.1	0.0	0.4	
20-39	0.1	0.3	0.3	0.1	0.2	
40	0.2	0.7	1.6	0.3	0.7	
N of Valid	863	865	668	702	3098	
N of Miss	62	75	50	30	217	

Table 151: On how many occasions have you sniffed glue, breathed the contents of an aerosol spray can, or inhaled other gases or sprays, in order to get high during the past 30 days?


Response	6	8	10	12	Total	
0	98.3	95.6	96.5	98.9	97.3	
01/02/13	1.2	2.9	1.5	0.3	1.5	
03/05/13	0.1	0.6	0.6	0.4	0.4	
06/09/13	0.3	0.2	0.5	0.4	0.4	
10/19/13	0.0	0.5	0.5	0.0	0.2	
20-39	0.0	0.1	0.2	0.0	0.1	
40	0.1	0.1	0.3	0.0	0.1	
N of Valid	862	868	665	702	3097	
N of Miss	63	72	53	30	218	

Table 152: On how many occasions have you used Daztrex in your lifetime?


Response	6	8	10	12	Total	
0	100.0	100.0	100.0	100.0	100.0	
01/02/13	0.0	0.0	0.0	0.0	0.0	
03/05/13	0.0	0.0	0.0	0.0	0.0	
06/09/13	0.0	0.0	0.0	0.0	0.0	
10/19/13	0.0	0.0	0.0	0.0	0.0	
20-39	0.0	0.0	0.0	0.0	0.0	
40	0.0	0.0	0.0	0.0	0.0	
N of Valid	855	861	668	702	3086	
N of Miss	70	79	50	30	229	

Table 153: On how many occasions have you used Daztrex during the past 30 days?


Response	6	8	10	12	Total	
0	100.0	100.0	100.0	100.0	100.0	
01/02/13	0.0	0.0	0.0	0.0	0.0	
03/05/13	0.0	0.0	0.0	0.0	0.0	
06/09/13	0.0	0.0	0.0	0.0	0.0	
10/19/13	0.0	0.0	0.0	0.0	0.0	
20-39	0.0	0.0	0.0	0.0	0.0	
40	0.0	0.0	0.0	0.0	0.0	
N of Valid	855	863	665	702	3085	
N of Miss	70	77	53	30	230	

Table 154: On how many occasions have you used synthetic marijuana in your lifetime?








Response	6	8	10	12	Total	
0	99.2	97.2	93.7	92.9	96.0	
01/02/13	0.2	1.4	3.2	3.0	1.8	
03/05/13	0.3	0.3	1.4	2.1	1.0	
06/09/13	0.0	0.3	0.9	0.6	0.4	
10/19/13	0.1	0.3	0.5	1.0	0.5	
20-39	0.0	0.0	0.2	0.1	0.1	
40	0.1	0.3	0.3	0.3	0.3	
N of Valid	861	869	664	701	3095	
N of Miss	64	71	54	31	220	



Table 155: On how many occasions have you used synthetic marijuana during the past 30 days?







Response	6	8	10	12	Total	
0	99.9	98.4	97.6	99.1	98.8	
01/02/13	0.0	1.0	1.7	0.1	0.7	
03/05/13	0.1	0.3	0.5	0.7	0.4	
06/09/13	0.0	0.0	0.2	0.0	0.0	
10/19/13	0.0	0.0	0.2	0.0	0.0	
20-39	0.0	0.0	0.0	0.0	0.0	
40	0.0	0.2	0.0	0.0	0.1	
N of Valid	859	867	665	700	3091	
N of Miss	66	73	53	32	224	

Table 156: On how many occasions have you used methamphetamines (meth, speed, crank, crystal meth) in your lifetime?








Response	6	8	10	12	Total	
0	99.7	99.5	98.0	98.6	99.0	
01/02/13	0.2	0.1	0.9	0.7	0.5	
03/05/13	0.0	0.2	0.3	0.3	0.2	
06/09/13	0.0	0.1	0.2	0.1	0.1	
10/19/13	0.0	0.0	0.3	0.1	0.1	
20-39	0.0	0.0	0.2	0.0	0.0	
40	0.1	0.0	0.2	0.1	0.1	
N of Valid	859	867	664	699	3089	
N of Miss	66	73	54	33	226	

Table 157: On how many occasions have you used methamphetamines (meth, speed, crank, crystal meth) in the past 30 days?







Response	6	8	10	12	Total	
0	99.8	99.9	99.5	99.1	99.6	
01/02/13	0.1	0.1	0.0	0.4	0.2	
03/05/13	0.0	0.0	0.2	0.3	0.1	
06/09/13	0.0	0.0	0.3	0.0	0.1	
10/19/13	0.0	0.0	0.0	0.1	0.0	
20-39	0.0	0.0	0.0	0.0	0.0	
40	0.1	0.0	0.0	0.0	0.0	
N of Valid	859	867	662	699	3087	
N of Miss	66	73	56	33	228	

Table 158: On how many occasions have you used other chemical products (bath salts, plant food, etc.) in your lifetime?


Response	6	8	10	12	Total	
0	99.1	98.3	98.9	99.4	98.9	
01/02/13	0.6	0.5	0.5	0.1	0.4	
03/05/13	0.2	0.5	0.5	0.1	0.3	
06/09/13	0.1	0.2	0.0	0.0	0.1	
10/19/13	0.0	0.5	0.0	0.0	0.1	
20-39	0.0	0.0	0.0	0.3	0.1	
40	0.0	0.1	0.2	0.0	0.1	
N of Valid	856	866	664	699	3085	
N of Miss	69	74	54	33	230	

Table 159: On how many occasions have you used other chemical products (bath salts, plant food, etc.) during the past 30 days?


Response	6	8	10	12	Total	
0	100.0	99.1	99.7	99.4	99.5	
01/02/13	0.0	0.3	0.0	0.3	0.2	
03/05/13	0.0	0.2	0.2	0.1	0.1	
06/09/13	0.0	0.0	0.0	0.1	0.0	
10/19/13	0.0	0.1	0.0	0.0	0.0	
20-39	0.0	0.1	0.0	0.0	0.0	
40	0.0	0.1	0.2	0.0	0.1	
N of Valid	857	867	664	700	3088	
N of Miss	68	73	54	32	227	

Table 160: On how many occasions have you used heroin or other opiates in your lifetime?


Response	6	8	10	12	Total	
0	99.8	99.4	99.1	99.0	99.4	
01/02/13	0.1	0.2	0.3	0.4	0.3	
03/05/13	0.0	0.2	0.3	0.1	0.2	
06/09/13	0.0	0.1	0.2	0.0	0.1	
10/19/13	0.1	0.0	0.0	0.0	0.0	
20-39	0.0	0.0	0.0	0.1	0.0	
40	0.0	0.0	0.2	0.3	0.1	
N of Valid	858	864	665	699	3086	
N of Miss	67	76	53	33	229	

Table 161: On how many occasions have you used heroin or other opiates during the past 30 days?


Response	6	8	10	12	Total	
0	100.0	99.5	99.5	99.6	99.7	
01/02/13	0.0	0.3	0.2	0.0	0.1	
03/05/13	0.0	0.1	0.3	0.1	0.1	
06/09/13	0.0	0.0	0.0	0.0	0.0	
10/19/13	0.0	0.0	0.0	0.0	0.0	
20-39	0.0	0.0	0.0	0.3	0.1	
40	0.0	0.0	0.0	0.0	0.0	
N of Valid	855	865	664	699	3083	
N of Miss	70	75	54	33	232	

Table 162: On how many occasions have you used MDMA ('X', 'E', or ecstasy) in your lifetime?


Response	6	8	10	12	Total	
0	99.9	98.8	97.7	98.1	98.7	
01/02/13	0.1	0.8	1.2	0.4	0.6	
03/05/13	0.0	0.2	0.5	0.3	0.2	
06/09/13	0.0	0.1	0.3	0.9	0.3	
10/19/13	0.0	0.0	0.2	0.3	0.1	
20-39	0.0	0.0	0.0	0.0	0.0	
40	0.0	0.0	0.2	0.0	0.0	
N of Valid	856	862	666	699	3083	
N of Miss	69	78	52	33	232	

Table 163: On how many occasions have you used MDMA ('X', 'E', or ecstasy) during the past 30 days?


Response	6	8	10	12	Total	
0	99.9	99.4	99.5	99.1	99.5	
01/02/13	0.0	0.5	0.5	0.6	0.4	
03/05/13	0.0	0.1	0.0	0.0	0.0	
06/09/13	0.0	0.0	0.0	0.3	0.1	
10/19/13	0.1	0.0	0.0	0.0	0.0	
20-39	0.0	0.0	0.0	0.0	0.0	
40	0.0	0.0	0.0	0.0	0.0	
N of Valid	853	860	663	697	3073	
N of Miss	72	80	55	35	242	

Table 164: On how many occasions have you taken prescription drugs (such as Valium, Xanax, Ritalin, Adderall, OxyContin, Darvocet, or sleeping pills) not prescribed to you in your lifetime?








Response	6	8	10	12	Total	
0	97.6	94.2	89.4	86.7	92.4	
01/02/13	1.4	3.0	3.5	3.6	2.8	
03/05/13	0.7	0.8	2.4	3.2	1.7	
06/09/13	0.2	1.0	0.9	2.2	1.0	
10/19/13	0.1	0.6	1.2	1.0	0.7	
20-39	0.0	0.0	0.9	0.7	0.4	
40	0.0	0.3	1.7	2.6	1.0	
N of Valid	858	864	663	694	3079	
N of Miss	67	76	55	38	236	

Table 165: On how many occasions have you taken prescription drugs (such as Valium, Xanax, Ritalin, Adderall, OxyContin, Darvocet, or sleeping pills) not prescribed to you during the past 30 days?








Response	6	8	10	12	Total	
0	98.4	97.1	94.1	93.2	95.9	
01/02/13	0.8	2.0	2.7	3.0	2.0	
03/05/13	0.5	0.5	1.8	1.0	0.9	
06/09/13	0.2	0.1	0.9	0.9	0.5	
10/19/13	0.1	0.1	0.2	1.0	0.3	
20-39	0.0	0.1	0.2	0.6	0.2	
40	0.0	0.1	0.2	0.3	0.1	
N of Valid	860	860	663	696	3079	
N of Miss	65	80	55	36	236	

Table 166: On how many occasions have you taken non-prescription medicines such as diet pills (for example, Dietac, Dexatrim or Prolamine), stay-awake pills (for example No-Doz, Vivarin, or Wake), or cough or cold medicines (robos, DXM, etc.) to get high in your lifetime?


Response	6	8	10	12	Total	
0	98.5	97.1	94.3	94.1	96.2	
01/02/13	0.7	0.9	1.7	1.3	1.1	
03/05/13	0.2	0.3	1.4	1.9	0.9	
06/09/13	0.0	0.5	1.4	0.9	0.6	
10/19/13	0.0	0.5	0.3	0.4	0.3	
20-39	0.4	0.5	0.2	0.6	0.4	
40	0.2	0.2	0.9	0.9	0.5	
N of Valid	857	863	664	697	3081	
N of Miss	68	77	54	35	234	

Table 167: On how many occasions have you taken non-prescription medicines such as diet pills (for example, Dietac, Dexatrim or Prolamine), stay-awake pills (for example No-Doz, Vivarin, or Wake), or cough or cold medicines (robos, DXM, etc.) to get high during the past 30 days?


Response	6	8	10	12	Total	
0	99.1	98.0	97.0	97.6	98.0	
01/02/13	0.6	0.8	1.4	0.6	0.8	
03/05/13	0.1	0.7	0.9	1.0	0.6	
06/09/13	0.1	0.1	0.8	0.6	0.4	
10/19/13	0.0	0.1	0.0	0.0	0.0	
20-39	0.1	0.2	0.0	0.0	0.1	
40	0.0	0.0	0.0	0.3	0.1	
N of Valid	859	864	660	696	3079	
N of Miss	66	76	58	36	236	

Table 168: On how many occasions have you been drunk or very high from drinking alcoholic beverages during the past 30 days?


Response	6	8	10	12	Total	
0	99.1	93.2	83.5	80.3	89.8	
01/02/13	0.9	3.6	8.4	9.1	5.1	
03/05/13	0.0	1.6	3.5	4.3	2.2	
06/09/13	0.0	0.8	2.0	2.2	1.1	
10/19/13	0.0	0.2	1.4	1.6	0.7	
20-39	0.0	0.0	0.5	0.7	0.3	
40	0.0	0.6	0.8	1.9	0.7	
N of Valid	856	863	656	695	3070	
N of Miss	69	77	62	37	245	

Table 169: On how many occasions have you drunk flavored alcoholic beverages, sometimes called 'alcopops' (like Mike's Hard Lemonade, Smirnoff Ice, Bacardi Breezers, etc.) in your lifetime?


Response	6	8	10	12	Total	
0	94.2	80.0	66.7	58.5	76.2	
01/02/13	3.8	8.7	9.6	11.6	8.2	
03/05/13	1.6	5.3	7.8	8.8	5.6	
06/09/13	0.1	1.5	4.7	5.9	2.8	
10/19/13	0.1	1.7	4.7	5.9	2.9	
20-39	0.0	1.0	3.2	3.9	1.9	
40	0.1	1.6	3.3	5.5	2.4	
N of Valid	858	860	657	697	3072	
N of Miss	67	80	61	35	243	

Table 170: On how many occasions have you drunk flavored alcoholic beverages, sometimes called 'alcopops' (like Mike's Hard Lemonade, Smirnoff Ice, Bacardi Breezers, etc.) during the past 30 days?








Response	6	8	10	12	Total	
0	98.4	91.6	85.4	81.8	89.9	
01/02/13	1.0	5.5	6.9	10.3	5.6	
03/05/13	0.6	1.5	4.4	4.2	2.5	
06/09/13	0.0	0.8	1.8	1.7	1.0	
10/19/13	0.0	0.2	0.6	0.6	0.3	
20-39	0.0	0.1	0.0	0.6	0.2	
40	0.0	0.2	0.9	0.9	0.5	
N of Valid	860	861	663	696	3080	
N of Miss	65	79	55	36	235	

Table 171: If you used prescription drugs or over the counter drugs without a doctor telling you to use it or for the purpose of getting high, where did you get these drugs?












Response	6	8	10	12	Total	
I did not use prescription drugs or over the counter drugs to get high.	97.8	95.5	89.0	87.6	92.9	
I bought it or took it from a store or shop.	0.4	0.2	1.2	1.2	0.7	
I got it from my parents with permission.	0.6	0.9	0.9	1.5	1.0	
I got it from home without permission.	0.0	0.7	2.5	1.5	1.1	
I got it from a relative with permission.	0.2	0.5	0.5	0.6	0.4	
I got it from a relative without permission.	0.0	0.1	0.5	0.4	0.2	
I got it from a friends home with permission.	0.0	0.4	0.2	0.9	0.3	
I got it from a friends home without permission.	0.2	0.0	0.6	0.3	0.3	
I got it from a friend while at school.	0.4	0.2	0.6	0.7	0.5	
I got it from a friend while at a party.	0.1	0.1	0.9	0.7	0.4	
I got it from a friend, elsewhere	0.2	1.3	3.1	4.7	2.2	
N of Valid	818	846	647	684	2995	
N of Miss	107	94	71	48	320	

Table 172: During the last month, about how many marijuana cigarettes, or the equivalent, did you smoke a day, on the average?


Response	6	8	10	12	Total	
None	98.4	92.7	86.4	83.3	90.8	
Less than 1 a day	1.1	2.7	4.8	5.0	3.2	
1 a day	0.1	1.5	1.7	1.5	1.2	
2-3 a day	0.2	1.4	3.3	5.1	2.3	
4-6 a day	0.0	0.6	1.7	1.6	0.9	
7-10 a day	0.0	0.4	1.1	0.9	0.5	
11 or more a day	0.1	0.7	1.1	2.6	1.1	
N of Valid	824	852	646	684	3006	
N of Miss	101	88	72	48	309	

Table 173: How wrong do your friends feel it would be for YOU to: drink alcohol?


Response	6	8	10	12	Total	
Very wrong	80.0	55.3	42.3	34.6	54.6	
Wrong	12.3	20.6	20.6	22.7	18.8	
A little bit wrong	4.6	13.3	15.7	20.3	13.0	
Not wrong at all	3.0	10.8	21.4	22.4	13.6	
N of Valid	826	850	645	684	3005	
N of Miss	99	90	73	48	310	

Table 174: How wrong do your friends feel it would be for YOU to: smoke tobacco?


Response	6	8	10	12	Total	
Very wrong	84.5	64.7	48.1	42.7	61.5	
Wrong	9.4	17.8	19.9	18.1	16.0	
A little bit wrong	3.9	8.7	14.3	16.1	10.3	
Not wrong at all	2.2	8.7	17.7	23.1	12.2	
N of Valid	819	848	644	684	2995	
N of Miss	106	92	74	48	320	



Table 175: How wrong do your friends feel it would be for YOU to: smoke marijuana?


Response	6	8	10	12	Total	
Very wrong	89.4	71.1	49.6	45.2	65.5	
Wrong	6.5	11.9	14.6	17.5	12.3	
A little bit wrong	1.7	7.3	12.1	13.6	8.2	
Not wrong at all	2.4	9.7	23.7	23.7	13.9	
N of Valid	818	847	645	684	2994	
N of Miss	107	93	73	48	321	

Table 176: How wrong do your friends feel it would be for YOU to: use prescription drugs not prescribed to you


Response	6	8	10	12	Total	
Very wrong	87.5	74.5	63.3	58.6	72.0	
Wrong	8.1	14.4	17.2	17.9	14.1	
A little bit wrong	1.6	5.8	9.3	10.1	6.4	
Not wrong at all	2.8	5.3	10.2	13.5	7.5	
N of Valid	819	847	645	683	2994	
N of Miss	106	93	73	49	321	

Table 177: How wrong would most adults (over 21) in your neighborhood think it is for kids your age: to use marijuana?


Response	6	8	10	12	Total	
Very wrong	92.0	81.9	68.5	62.9	77.4	
Wrong	4.1	10.1	14.0	15.6	10.5	
A little bit wrong	2.5	4.6	9.8	11.1	6.6	
Not wrong at all	1.3	3.4	7.8	10.4	5.4	
N of Valid	824	843	645	685	2997	
N of Miss	101	97	73	47	318	

Table 178: How wrong would most adults (over 21) in your neighborhood think it is for kids your age: to drink alcohol?





Response	6	8	10	12	Total	
Very wrong	87.3	70.1	58.8	49.9	67.8	
Wrong	7.9	14.2	16.1	17.1	13.6	
A little bit wrong	2.8	10.2	15.2	21.3	11.8	
Not wrong at all	2.0	5.5	9.9	11.7	6.9	
N of Valid	820	843	645	685	2993	
N of Miss	105	97	73	47	322	

Table 179: How wrong would most adults (over 21) in your neighborhood think it is for kids your age: to smoke cigarettes?





Response	6	8	10	12	Total	
Very wrong	86.8	72.6	62.5	51.2	69.4	
Wrong	7.9	14.2	16.6	19.0	14.1	
A little bit wrong	3.1	8.2	11.9	16.7	9.5	
Not wrong at all	2.2	5.0	9.0	13.0	6.9	
N of Valid	818	838	646	683	2985	
N of Miss	107	102	72	49	330	

Table 180: How much do each of the following statements describe your neighborhood? crime and/or drug selling





Response	6	8	10	12	Total	
NO!	76.9	67.5	62.0	58.0	66.7	
no	13.1	19.0	20.6	21.2	18.3	
yes	6.6	9.1	11.5	13.3	9.9	
YES!	3.5	4.3	5.9	7.5	5.2	
N of Valid	808	835	642	679	2964	
N of Miss	117	105	76	53	351	

Table 181: How much do each of the following statements describe your neighborhood? fights





Response	6	8	10	12	Total	
NO!	63.5	56.4	56.6	55.7	58.2	
no	15.2	20.8	22.4	23.4	20.2	
yes	13.9	13.5	14.6	14.9	14.2	
YES!	7.5	9.4	6.4	6.0	7.4	
N of Valid	805	832	643	680	2960	
N of Miss	120	108	75	52	355	

Table 182: How much do each of the following statements describe your neighborhood? lots of empty or abandoned buildings





Response	6	8	10	12	Total	
NO!	70.8	63.6	60.7	62.1	64.6	
no	16.7	22.2	27.4	24.5	22.4	
yes	9.1	9.4	7.8	9.3	8.9	
YES!	3.4	4.8	4.2	4.1	4.1	
N of Valid	798	833	643	678	2952	
N of Miss	127	107	75	54	363	

Table 183: How much do each of the following statements describe your neighborhood? lots of graffiti





Response	6	8	10	12	Total	
NO!	75.4	72.2	70.4	68.4	71.8	
no	17.1	22.3	25.5	26.0	22.5	
yes	3.5	3.0	2.4	3.1	3.0	
YES!	3.9	2.5	1.7	2.5	2.7	
N of Valid	789	830	638	677	2934	
N of Miss	136	110	80	55	381	

Table 184: I feel safe in my neighborhood.

Response	6	8	10	12	Total
NO!	12.4	8.9	8.8	5.9	9.2
no	6.8	9.3	9.1	7.5	8.2
yes	25.8	29.2	33.1	36.4	30.8
YES!	55.0	52.6	49.0	50.1	51.9
N of Valid	806	831	637	676	2950
N of Miss	119	109	81	56	365

Table 185: If a kid smoked marijuana in your neighborhood would he or she be caught by the police?

Response	6	8	10	12	Total
NO!	18.5	25.5	26.5	29.7	24.8
no	19.0	33.8	44.3	48.8	35.5
yes	22.9	20.5	16.4	14.8	19.0
YES!	39.5	20.2	12.9	6.7	20.8
N of Valid	798	823	635	674	2930
N of Miss	127	117	83	58	385

Table 186: If a kid drank some beer, wine or hard liquor (for example, vodka, whiskey, or gin) in your neighborhood would he or she be caught by the police?

Response	6	8	10	12	Total
NO!	20.5	30.3	30.2	35.2	28.7
no	22.2	38.2	46.6	50.5	38.5
yes	24.3	17.3	13.1	10.4	16.7
YES!	33.0	14.3	10.1	3.9	16.1
N of Valid	799	823	635	673	2930
N of Miss	126	117	83	59	385

Table 187: If a kid carried a handgun in your neighborhood would he or she be caught by the police?





Response	6	8	10	12	Total	
NO!	17.6	24.3	24.9	25.4	22.9	
no	17.5	28.7	34.3	37.1	28.8	
yes	22.5	20.6	21.6	23.5	22.0	
YES!	42.3	26.4	19.2	14.0	26.3	
N of Valid	799	819	635	673	2926	
N of Miss	126	121	83	59	389	

Table 188: If you wanted to get some cigarettes, how easy would it be for you to get some?





Response	6	8	10	12	Total	
Very hard	74.8	48.3	31.6	18.9	45.0	
Sort of hard	10.4	17.0	14.0	8.9	12.7	
Sort of easy	6.7	18.7	19.9	18.9	15.8	
Very easy	8.0	16.0	34.5	53.3	26.5	
N of Valid	786	812	629	673	2900	
N of Miss	139	128	89	59	415	

Table 189: If you wanted to get some beer, wine or hard liquor (for example, vodka, whiskey, or gin), how easy would it be for you to get some?





Response	6	8	10	12	Total	
Very hard	74.3	45.2	28.3	17.9	43.1	
Sort of hard	10.2	16.7	12.7	14.1	13.5	
Sort of easy	7.5	19.1	23.1	26.9	18.6	
Very easy	8.0	19.1	35.8	41.1	24.8	
N of Valid	787	808	628	672	2895	
N of Miss	138	132	90	60	420	

Table 190: If you wanted to get a drug like cocaine, LSD, or amphetamines, how easy would it be for you to get some?





Response	6	8	10	12	Total	
Very hard	92.2	80.3	68.2	60.6	76.3	
Sort of hard	4.1	11.5	16.2	20.2	12.6	
Sort of easy	1.3	3.1	7.5	8.3	4.8	
Very easy	2.4	5.1	8.1	10.9	6.4	
N of Valid	783	808	628	672	2891	
N of Miss	142	132	90	60	424	

Table 191: If you wanted to get a handgun, how easy would it be for you to get one?





Response	6	8	10	12	Total	
Very hard	73.2	57.4	50.2	45.0	57.3	
Sort of hard	11.5	14.7	12.7	16.0	13.7	
Sort of easy	6.9	12.7	15.1	14.9	12.2	
Very easy	8.4	15.1	22.0	24.1	16.8	
N of Valid	788	808	628	673	2897	
N of Miss	137	132	90	59	418	

Table 192: If you wanted to get some marijuana, how easy would it be for you to get some?





Response	6	8	10	12	Total	
Very hard	89.1	66.3	39.8	30.5	58.4	
Sort of hard	5.4	11.9	10.7	9.0	9.2	
Sort of easy	3.0	8.9	16.3	19.0	11.2	
Very easy	2.6	12.9	33.1	41.6	21.2	
N of Valid	779	799	625	669	2872	
N of Miss	146	141	93	63	443	

Table 193: If you wanted to get prescription drugs for the purpose of getting high, how easy would it be for you to get some?





Response	6	8	10	12	Total	
Very hard	84.7	65.8	44.3	36.6	59.5	
Sort of hard	6.4	11.9	15.0	15.2	11.9	
Sort of easy	3.8	11.4	16.8	21.7	12.9	
Very easy	5.1	10.8	23.8	26.6	15.8	
N of Valid	783	805	625	673	2886	
N of Miss	142	135	93	59	429	

Table 194: If you wanted to get synthetic marijuana such as K2 or chemical products such as bath salts to get high, how easy would it be for you to get some?





Response	6	8	10	12	Total	
Very hard	91.8	79.9	62.8	58.1	74.4	
Sort of hard	3.4	9.7	14.4	17.3	10.8	
Sort of easy	2.7	4.0	10.5	11.3	6.8	
Very easy	2.0	6.5	12.3	13.3	8.1	
N of Valid	785	806	626	670	2887	
N of Miss	140	134	92	62	428	

Table 195: If you wanted to get steroids to enhance athletic performance, how easy would it be for you to get some?





Response	6	8	10	12	Total	
Very hard	88.0	76.2	64.2	60.3	73.1	
Sort of hard	6.0	11.6	13.8	19.3	12.3	
Sort of easy	2.4	6.6	12.2	9.6	7.4	
Very easy	3.6	5.6	9.9	10.9	7.2	
N of Valid	785	802	625	670	2882	
N of Miss	140	138	93	62	433	

Table 196: During the past 12 months, have you participated in any alcohol prevention programs or seen any alcohol prevention messages in your school or community? Yes, a school-based program focused on preventing underage drinking and/or drinking and driving.



Response	6	8	10	12	Total	
No	66.2	68.8	70.9	78.1	70.6	
Yes	33.8	31.2	29.1	21.9	29.4	
N of Valid	925	940	718	732	3315	
N of Miss	0	0	0	0	0	

Table 197: During the past 12 months, have you participated in any alcohol prevention programs or seen any alcohol prevention messages in your school or community? Yes, a community-based program focused on preventing underage drinking and/or drinking and driving (for example, through your church or temple or through youth groups like Boys and Girls Club or 4-H).



Response	6	8	10	12	Total	
No	86.6	89.3	92.9	93.4	90.2	
Yes	13.4	10.7	7.1	6.6	9.8	
N of Valid	925	940	718	732	3315	
N of Miss	0	0	0	0	0	

Table 198: During the past 12 months, have you participated in any alcohol prevention programs or seen any alcohol prevention messages in your school or community? Yes, a media campaign addressing underage drinking and/or drinking and driving (for example, newspaper ads, posters, pamphlets, radio, TV).



Response	6	8	10	12	Total	
No	87.7	90.4	91.9	93.3	90.6	
Yes	12.3	9.6	8.1	6.7	9.4	
N of Valid	925	940	718	732	3315	
N of Miss	0	0	0	0	0	

Table 199: During the past 12 months, have you participated in any alcohol prevention programs or seen any alcohol prevention messages in your school or community? No



Response	6	8	10	12	Total	
No	57.5	53.4	46.5	38.5	49.8	
Yes	42.5	46.6	53.5	61.5	50.2	
N of Valid	925	940	718	732	3315	
N of Miss	0	0	0	0	0	



Table 200: How wrong do your parents feel it would be for YOU to: drink beer, wine or hard liquor (for example, vodka, whiskey or gin) regularly?

Response	6	8	10	12	Total	
Very wrong	91.8	82.5	76.1	69.8	80.7	
Wrong	5.8	10.7	14.6	17.3	11.7	
A little bit wrong	2.1	5.0	5.8	7.8	5.0	
Not wrong at all	0.2	1.9	3.5	5.0	2.5	
N of Valid	806	805	635	676	2922	
N of Miss	119	135	83	56	393	

Table 201: How wrong do your parents feel it would be for YOU to: smoke tobacco?

Response	6	8	10	12	Total	
Very wrong	97.0	89.2	81.3	73.1	85.9	
Wrong	2.1	6.5	11.2	13.0	7.8	
A little bit wrong	0.5	3.2	3.6	7.7	3.6	
Not wrong at all	0.4	1.1	3.9	6.2	2.7	
N of Valid	803	805	635	677	2920	
N of Miss	122	135	83	55	395	

Table 202: How wrong do your parents feel it would be for YOU to: smoke marijuana?

Response	6	8	10	12	Total	
Very wrong	97.9	92.0	83.0	78.8	88.6	
Wrong	1.5	5.0	8.8	10.8	6.2	
A little bit wrong	0.3	1.9	4.4	5.2	2.8	
Not wrong at all	0.4	1.1	3.8	5.2	2.4	
N of Valid	797	799	634	676	2906	
N of Miss	128	141	84	56	409	

Table 203: How wrong do your parents feel it would be for YOU to: use prescription drugs not prescribed to you?





Response	6	8	10	12	Total	
Very wrong	96.5	92.6	87.6	82.3	90.2	
Wrong	2.4	5.4	8.0	9.7	6.1	
A little bit wrong	0.6	0.9	2.4	4.9	2.1	
Not wrong at all	0.5	1.1	2.0	3.1	1.6	
N of Valid	800	798	635	678	2911	
N of Miss	125	142	83	54	404	

Table 204: How wrong do your parents feel it would be for YOU to: steal something worth more than \$5?





Response	6	8	10	12	Total	
Very wrong	87.8	84.8	84.4	83.7	85.3	
Wrong	9.1	12.4	11.8	11.5	11.2	
A little bit wrong	2.6	2.1	2.2	3.1	2.5	
Not wrong at all	0.4	0.6	1.6	1.6	1.0	
N of Valid	798	798	633	676	2905	
N of Miss	127	142	85	56	410	

Table 205: How wrong do your parents feel it would be for YOU to: draw graffiti, write things, or draw pictures on buildings or other property (without the owner's permission)?





Response	6	8	10	12	Total	
Very wrong	89.5	84.4	81.2	79.4	83.9	
Wrong	6.8	10.2	11.9	13.8	10.5	
A little bit wrong	2.1	3.7	3.6	4.3	3.4	
Not wrong at all	1.6	1.6	3.3	2.5	2.2	
N of Valid	799	802	632	676	2909	
N of Miss	126	138	86	56	406	

Table 206: How wrong do your parents feel it would be for YOU to: pick a fight with someone?





Response	6	8	10	12	Total	
Very wrong	75.6	65.0	62.0	65.9	67.5	
Wrong	14.8	21.4	22.4	21.1	19.7	
A little bit wrong	6.8	10.0	11.2	8.6	9.0	
Not wrong at all	2.9	3.5	4.4	4.4	3.7	
N of Valid	799	798	634	677	2908	
N of Miss	126	142	84	55	407	

Table 207: During the past 12 months, have you talked with at least one of your parents about the dangers of underage drinking and/or drinking and driving? By parents, we mean either your biological parents, adoptive parents, stepparents, or adult guardians - whether or not they live with you.



Response	6	8	10	12	Total	
No	47.0	58.9	55.7	56.0	54.3	
Yes	53.0	41.1	44.3	44.0	45.7	
N of Valid	778	769	610	652	2809	
N of Miss	147	171	108	80	506	

Table 208: The rules in my family are clear.





Response	6	8	10	12	Total	
NO!	4.6	4.7	4.1	3.6	4.3	
no	4.4	8.2	6.0	7.6	6.5	
yes	24.9	32.3	36.4	40.1	33.0	
YES!	66.0	54.9	53.5	48.7	56.2	
N of Valid	798	793	635	673	2899	
N of Miss	127	147	83	59	416	

Table 209: People in my family often insult or yell at each other.

Response	6	8	10	12	Total	
NO!	38.8	27.0	23.1	24.4	28.8	
no	31.8	39.8	43.1	42.5	38.9	
yes	18.5	21.2	22.0	23.9	21.3	
YES!	10.8	11.9	11.7	9.3	10.9	
N of Valid	798	788	631	669	2886	
N of Miss	127	152	87	63	429	

Table 210: When I am not at home, one of my parents knows where I am and who I am with.

Response	6	8	10	12	Total	
NO!	4.6	5.4	4.0	4.2	4.6	
no	3.9	7.9	6.8	8.5	6.7	
yes	21.1	28.8	37.5	44.8	32.3	
YES!	70.4	57.9	51.7	42.5	56.4	
N of Valid	796	784	629	670	2879	
N of Miss	129	156	89	62	436	

Table 211: We argue about the same things in my family over and over.

Response	6	8	10	12	Total	
NO!	42.1	28.0	20.4	20.7	28.5	
no	31.7	35.7	35.7	38.4	35.2	
yes	15.1	23.1	27.9	29.7	23.5	
YES!	11.1	13.2	16.1	11.2	12.8	
N of Valid	794	782	628	670	2874	
N of Miss	131	158	90	62	441	

Table 212: If you drank some beer or wine or liquor (for example, vodka, whiskey, or gin) without your parents' permission, would you be caught by your parents?





Response	6	8	10	12	Total	
NO!	10.7	18.0	18.3	16.7	15.8	
no	5.1	18.3	30.5	39.8	22.4	
yes	13.1	18.5	22.3	22.5	18.8	
YES!	71.2	45.2	28.9	21.0	43.1	
N of Valid	788	788	629	671	2876	
N of Miss	137	152	89	61	439	

Table 213: My family has clear rules about alcohol and drug use.





Response	6	8	10	12	Total	
NO!	6.7	8.3	5.7	5.5	6.7	
no	5.6	10.5	10.8	13.0	9.8	
yes	16.0	23.5	31.5	36.6	26.2	
YES!	71.7	57.7	52.0	44.9	57.3	
N of Valid	787	783	629	670	2869	
N of Miss	138	157	89	62	446	

Table 214: If you carried a handgun without your parents' permission, would you be caught by your parents?





Response	6	8	10	12	Total	
NO!	7.4	10.0	10.8	11.8	9.9	
no	4.8	11.6	14.9	19.6	12.3	
yes	13.2	20.0	25.0	25.6	20.5	
YES!	74.6	58.4	49.3	43.0	57.2	
N of Valid	787	779	629	668	2863	
N of Miss	138	161	89	64	452	

Table 215: If you skipped school would you be caught by your parents?





Response	6	8	10	12	Total	
NO!	7.2	9.0	11.6	14.0	10.3	
no	4.2	12.5	18.3	28.9	15.3	
yes	17.2	21.5	27.8	24.3	22.3	
YES!	71.4	57.0	42.3	32.8	52.1	
N of Valid	787	777	629	671	2864	
N of Miss	138	163	89	61	451	

Table 216: My parents ask if I've gotten my homework done.





Response	6	8	10	12	Total	
NO!	5.0	8.3	8.0	11.2	8.0	
no	3.8	9.8	15.8	20.3	11.9	
yes	19.8	27.3	31.5	37.8	28.6	
YES!	71.4	54.6	44.7	30.7	51.4	
N of Valid	783	779	628	670	2860	
N of Miss	142	161	90	62	455	

Table 217: People in my family have serious arguments.





Response	6	8	10	12	Total	
NO!	44.8	34.5	28.0	28.7	34.5	
no	30.4	38.3	40.9	44.0	38.0	
yes	12.4	14.5	18.1	18.7	15.7	
YES!	12.5	12.7	13.1	8.5	11.8	
N of Valid	784	772	626	668	2850	
N of Miss	141	168	92	64	465	

Table 218: Would your parents know if you did not come home on time?

Response	6	8	10	12	Total	
NO!	5.9	7.6	5.9	8.5	7.0	
no	6.1	10.5	12.4	13.5	10.4	
yes	21.6	27.9	35.6	37.5	30.1	
YES!	66.3	54.0	46.1	40.5	52.5	
N of Valid	790	774	623	669	2856	
N of Miss	135	166	95	63	459	

Table 219: Have any of your brothers or sisters ever: drunk beer, wine or hard liquor (for example, vodka, whiskey or gin)?

Response	6	8	10	12	Total	
No	76.0	57.4	47.1	39.1	56.0	
Yes	20.5	39.2	50.3	56.4	40.4	
I don't have any brothers or sisters	3.5	3.4	2.6	4.5	3.5	
N of Valid	792	766	620	670	2848	
N of Miss	133	174	98	62	467	

Table 220: Have any of your brothers or sisters ever: smoked marijuana?

Response	6	8	10	12	Total	
No	93.0	78.9	64.9	59.3	75.1	
Yes	3.7	17.4	32.4	36.3	21.3	
I don't have any brothers or sisters	3.3	3.8	2.7	4.5	3.6	
N of Valid	788	766	621	670	2845	
N of Miss	137	174	97	62	470	

Table 221: Have any of your brothers or sisters ever: smoked cigarettes?

Response	6	8	10	12	Total	
No	80.6	67.3	60.4	53.7	66.3	
Yes	15.9	29.2	36.7	41.8	30.1	
I don't have any brothers or sisters	3.6	3.5	2.9	4.5	3.6	
N of Valid	787	768	621	670	2846	
N of Miss	138	172	97	62	469	

Table 222: Have any of your brothers or sisters ever: taken a handgun to school?




Response	6	8	10	12	Total	
No	95.9	94.0	94.8	91.9	94.2	
Yes	0.9	2.5	2.3	3.6	2.3	
I don't have any brothers or sisters	3.2	3.5	2.9	4.5	3.5	
N of Valid	784	762	619	670	2835	
N of Miss	141	178	99	62	480	

Table 223: Have any of your brothers or sisters ever: been suspended or expelled from school?




Response	6	8	10	12	Total	
No	73.1	64.4	61.8	61.7	65.6	
Yes	23.5	31.8	35.4	33.8	30.8	
I don't have any brothers or sisters	3.4	3.8	2.7	4.5	3.6	
N of Valid	788	764	621	668	2841	
N of Miss	137	176	97	64	474	

Table 224: Have you changed homes in the past year (the last 12 months)?



Response	6	8	10	12	Total	
No	73.6	79.5	76.5	80.9	77.6	
Yes	26.4	20.5	23.5	19.1	22.4	
N of Valid	789	771	625	671	2856	
N of Miss	136	169	93	61	459	

Table 225: How many times have you changed homes since kindergarten?






Response	6	8	10	12	Total	
Never	39.9	38.6	35.3	30.4	36.3	
1 or 2 times	31.3	31.1	30.8	30.5	31.0	
3 or 4 times	17.6	16.3	17.9	20.2	17.9	
5 or 6 times	5.6	8.8	7.7	9.1	7.8	
7 or more times	5.5	5.2	8.3	9.7	7.0	
N of Valid	782	772	626	668	2848	
N of Miss	143	168	92	64	467	



Table 226: Have you changed schools (including changing from elementary to middle and middle to high school) in the past year?



Response	6	8	10	12	Total	
No	69.3	69.1	75.9	81.4	73.6	
Yes	30.7	30.9	24.1	18.6	26.4	
N of Valid	779	768	618	667	2832	
N of Miss	146	172	100	65	483	

Table 227: How many times have you changed schools since kindergarten (including changing from elementary to middle and middle to high school)?






Response	6	8	10	12	Total	
Never	43.5	33.4	34.3	30.4	35.7	
1 or 2 times	33.9	33.7	24.7	21.5	28.9	
3 or 4 times	15.4	21.3	25.7	25.8	21.7	
5 or 6 times	5.0	6.5	10.0	13.9	8.6	
7 or more times	2.2	5.1	5.3	8.4	5.1	
N of Valid	781	766	623	670	2840	
N of Miss	144	174	95	62	475	

Table 228: Has anyone in your family ever had severe alcohol or drug problems?



Response	6	8	10	12	Total	
No	72.9	64.6	58.2	56.1	63.5	
Yes	27.1	35.4	41.8	43.9	36.5	
N of Valid	779	760	622	670	2831	
N of Miss	146	180	96	62	484	

Table 229: About how many adults (over 21) have you known personally who in the past year have: used marijuana, crack, cocaine, or other drugs?






Response	6	8	10	12	Total	
0	75.4	64.6	52.2	46.5	60.5	
1	14.1	14.8	14.2	13.8	14.2	
2	4.4	6.4	10.7	10.9	7.9	
03/04/13	1.8	5.6	8.6	10.0	6.3	
5	4.4	8.5	14.2	18.8	11.1	
N of Valid	775	763	625	669	2832	
N of Miss	150	177	93	63	483	

Table 230: About how many adults (over 21) have you known personally who in the past year have: sold or dealt drugs?






Response	6	8	10	12	Total	
0	85.5	73.9	62.8	57.9	70.8	
1	8.2	9.9	11.8	12.0	10.3	
2	3.4	5.7	8.5	8.2	6.3	
03/04/13	1.0	4.2	6.0	8.2	4.7	
5	1.9	6.3	11.0	13.6	7.9	
N of Valid	772	759	621	667	2819	
N of Miss	153	181	97	65	496	

Table 231: About how many adults (over 21) have you known personally who in the past year have: done other things that could get them in trouble with the police, like stealing, selling stolen goods, mugging or assaulting others, etc.?






Response	6	8	10	12	Total	
0	80.9	68.8	59.8	59.4	67.9	
1	10.8	12.1	14.3	11.7	12.1	
2	2.6	6.8	9.2	7.2	6.3	
03/04/13	1.9	4.5	6.9	7.3	5.0	
5	3.7	7.8	9.8	14.4	8.7	
N of Valid	775	760	622	668	2825	
N of Miss	150	180	96	64	490	

Table 232: About how many adults (over 21) have you known personally who in the past year have: gotten drunk or high?






Response	6	8	10	12	Total	
0	61.0	42.6	33.9	27.1	42.0	
1	19.2	18.6	12.9	11.8	15.9	
2	7.1	8.3	11.3	12.1	9.5	
03/04/13	5.3	8.0	12.4	11.5	9.1	
5	7.4	22.5	29.5	37.4	23.4	
N of Valid	771	760	620	668	2819	
N of Miss	154	180	98	64	496	

Table 233: Have you seen or heard information about underage drinking in the past 12 months from the following sources? Radio



Response	6	8	10	12	Total	
No	54.4	49.1	48.6	49.6	50.5	
Yes	45.6	50.9	51.4	50.4	49.5	
N of Valid	774	760	629	670	2833	
N of Miss	151	180	89	62	482	

Table 234: Have you seen or heard information about underage drinking in the past 12 months from the following sources? TV.



Response	6	8	10	12	Total	
No	32.0	28.7	28.0	32.0	30.2	
Yes	68.0	71.3	72.0	68.0	69.8	
N of Valid	774	760	629	668	2831	
N of Miss	151	180	89	64	484	

Table 235: Have you seen or heard information about underage drinking in the past 12 months from the following sources? Print. This includes information on underage drinking you may have seen in the newspaper, on a billboard, in pamphlets, on stickers, etc.



Response	6	8	10	12	Total	
No	47.8	43.3	42.6	42.6	44.2	
Yes	52.2	56.7	57.4	57.4	55.8	
N of Valid	772	757	632	671	2832	
N of Miss	153	183	86	61	483	

Table 236: Have you seen or heard information about underage drinking in the past 12 months from the following sources? Website or social media? (Facebook, Myspace, website, etc.)



Response	6	8	10	12	Total	
No	50.1	41.8	42.9	48.4	45.9	
Yes	49.9	58.2	57.1	51.6	54.1	
N of Valid	772	756	629	669	2826	
N of Miss	153	184	89	63	489	

Table 237: The next questions ask about your opinions of the information you saw or heard. If you have seen or heard more than one ad, please think about your favorite ad when answering these questions. The information about underage drinking that I saw or heard was convincing.






Response	6	8	10	12	Total	
NO!	29.8	21.7	17.3	15.2	21.4	
no	8.7	15.0	20.4	20.4	15.8	
yes	17.3	25.5	31.8	34.8	26.9	
YES!	22.9	23.5	18.3	17.7	20.8	
I have not seen or heard any ads about underage drinking in the past 12 months.	21.3	14.3	12.2	11.9	15.2	
N of Valid	759	748	623	666	2796	
N of Miss	166	192	95	66	519	

Table 238: The next questions ask about your opinions of the information you saw or heard. If you have seen or heard more than one ad, please think about your favorite ad when answering these questions. The information about underage drinking that I saw or heard grabbed my attention.






Response	6	8	10	12	Total	
NO!	25.8	18.7	17.5	12.6	18.9	
no	10.6	17.0	23.1	22.3	17.9	
yes	16.1	25.8	29.5	33.9	25.9	
YES!	26.3	24.6	17.7	18.6	22.1	
I have not seen or heard any ads about underage drinking in the past 12 months.	21.2	14.0	12.2	12.6	15.2	
N of Valid	753	745	623	667	2788	
N of Miss	172	195	95	65	527	

Table 239: The next questions ask about your opinions of the information you saw or heard. If you have seen or heard more than one ad, please think about your favorite ad when answering these questions. The information about underage drinking that I saw or heard said something important to me.

Response	6	8	10	12	Total	
NO!	23.4	19.2	18.9	12.6	18.7	
no	9.0	16.9	23.4	23.7	17.8	
yes	15.7	23.4	27.6	33.1	24.6	
YES!	29.6	25.4	18.7	18.1	23.3	
I have not seen or heard any ads about underage drinking in the past 12 months.	22.4	15.1	11.3	12.4	15.6	
N of Valid	758	744	619	667	2788	
N of Miss	167	196	99	65	527	

Table 240: The next questions ask about your opinions of the information you saw or heard. If you have seen or heard more than one ad, please think about your favorite ad when answering these questions. Seeing or hearing this information about underage drinking made me want to stop or decrease my drinking.

Response	6	8	10	12	Total	
NO!	23.2	21.8	20.6	16.9	20.7	
no	5.2	12.7	22.2	22.9	15.3	
yes	7.2	14.9	18.1	23.7	15.7	
YES!	26.7	26.4	21.0	20.5	23.8	
I have not seen or heard any ads about underage drinking in the past 12 months.	37.7	24.2	18.1	16.0	24.4	
N of Valid	724	724	613	658	2719	
N of Miss	201	216	105	74	596	

Table 241: How honest were you in filling out this survey?

Response	6	8	10	12	Total	
I was very honest	84.8	77.6	77.3	78.7	79.8	
I was honest pretty much of the time	12.3	17.6	17.5	15.8	15.7	
I was honest some of the time	2.4	3.0	3.9	3.9	3.3	
I was honest once in a while	0.5	1.8	1.3	1.6	1.3	
I was not honest at all	0.0	0.0	0.0	0.0	0.0	
N of Valid	782	774	635	670	2861	
N of Miss	143	166	83	62	454	