

# 2017 APNA

## Arkansas Prevention Needs Assessment Survey

### Region 10 Frequency Distribution Tables

Counties: Hempstead, Howard, Lafayette, Little River, Miller, Sevier

Arkansas Department of Human Services,  
Division of Aging, Adults and Behavioral  
Health Services  
And  
University of Arkansas at Little Rock  
MidSOUTH Center for Prevention and Training

Conducted by International Survey Associates dba Pride Surveys



## Contents

### 1 INTRODUCTION

11

### 2 PERCENTAGE TABLES

15

## List of Frequency Distribution Tables

1	Gender . . . . .	16
2	Age . . . . .	16
3	Are you Hispanic or Latino? . . . . .	16
4	What is your race? Black or African American . . . . .	17
5	What is your race? Asian . . . . .	17
6	What is your race? American Indian . . . . .	17
7	What is your race? Alaska Native . . . . .	17
8	What is your race? White . . . . .	18
9	What is your race? Native Hawaiian or Other Pacific Islander . . . . .	18
10	What is your race? Other . . . . .	18
11	What is the highest level of schooling completed by your mother or father? . . . . .	19
12	Think of where you live most of the time. Which of the following people live there with you? Mother . . . . .	19
13	Think of where you live most of the time. Which of the following people live there with you? Stepmother . . . . .	19
14	Think of where you live most of the time. Which of the following people live there with you? Foster Mother . . . . .	20
15	Think of where you live most of the time. Which of the following people live there with you? Grandmother . . . . .	20
16	Think of where you live most of the time. Which of the following people live there with you? Aunt . . . . .	20
17	Think of where you live most of the time. Which of the following people live there with you? Father . . . . .	20
18	Think of where you live most of the time. Which of the following people live there with you? Stepfather . . . . .	21
19	Think of where you live most of the time. Which of the following people live there with you? Foster Father . . . . .	21
20	Think of where you live most of the time. Which of the following people live there with you? Grandfather . . . . .	21
21	Think of where you live most of the time. Which of the following people live there with you? Uncle . . . . .	21
22	Think of where you live most of the time. Which of the following people live there with you? Other Adults . . . . .	22
23	Think of where you live most of the time. Which of the following people live there with you? Brother(s) . . . . .	22
24	Think of where you live most of the time. Which of the following people live there with you? Stepbrother(s) . . . . .	22
25	Think of where you live most of the time. Which of the following people live there with you? Sister(s) . . . . .	22
26	Think of where you live most of the time. Which of the following people live there with you? Stepsister(s) . . . . .	23

27	Think of where you live most of the time. Which of the following people live there with you? Other Children . . . . .	23
28	In my school, students have lots of chances to help decide things like class activities and rules. . . . .	23
29	Teachers ask me to work on special classroom projects. . . . .	23
30	My teacher(s) notices when I am doing a good job and lets me know about it. . . . .	24
31	There are lots of chances for students in my school to get involved in sports, clubs, and other school activities outside of class. . . . .	24
32	There are lots of chances for students in my school to talk with a teacher one-on-one. . . . .	24
33	I feel safe at my school. . . . .	25
34	The school lets my parents know when I have done something well. . . . .	25
35	My teachers praise me when I work hard in school. . . . .	25
36	Are your school grades better than the grades of most students in your class? . . . . .	26
37	I have lots of chances to be part of class discussions or activities. . . . .	26
38	Now thinking back over the past year in school, how often did you: enjoy being in school? . . . . .	26
39	Now thinking back over the past year in school, how often did you: hate being in school? . . . . .	27
40	Now thinking back over the past year in school, how often did you: try to do your best work in school? . . . . .	27
41	How often do you feel that the school work you are assigned is meaningful and important? . . . . .	27
42	Putting them all together, what were your grades like last year? . . . . .	28
43	How important do you think the things you are learning in school are going to be for your later life? . . . . .	28
44	During the LAST FOUR WEEKS how many whole days of school have you missed because you skipped or "cut"? . . . . .	28
45	What are the chances you would be seen as cool if you: smoked cigarettes? . . . . .	29
46	What are the chances you would be seen as cool if you: worked hard at school? . . . . .	29
47	What are the chances you would be seen as cool if you: began drinking alcoholic beverages regularly, that is, at least once or twice a month? . . . . .	29
48	What are the chances you would be seen as cool if you: defended someone who was being bullied? . . . . .	30
49	What are the chances you would be seen as cool if you: smoked marijuana? . . . . .	30
50	What are the chances you would be seen as cool if you: carried a handgun? . . . . .	30
51	What are the chances you would be seen as cool if you: used e-cigarettes, e-cigars or e-hookahs (vaping)? . . . . .	31

52	What are the chances you would be seen as cool if you: bullied someone or cyber bullied someone? . . . . .	31
53	Think of your four best friends (the friends you feel closest to). In the past year (12 months), how many of your best friends have: participated in clubs, organizations or activities at school? . . . . .	31
54	Think of your four best friends (the friends you feel closest to). In the past year (12 months), how many of your best friends have: smoked cigarettes? . . . . .	32
55	Think of your four best friends (the friends you feel closest to). In the past year (12 months), how many of your best friends have: tried beer, wine or hard liquor (for example, vodka, whiskey, or gin) when their parents didn't know about it? . . . . .	32
56	Think of your four best friends (the friends you feel closest to). In the past year (12 months), how many of your best friends have: used e-cigarettes, e-cigars, or e-hookahs? . . . . .	32
57	Think of your four best friends (the friends you feel closest to). In the past year (12 months), how many of your best friends have: used marijuana? . . . . .	33
58	Think of your four best friends (the friends you feel closest to). In the past year (12 months), how many of your best friends have: used prescription drugs or non-prescription drugs for the purpose of getting high? . . . . .	33
59	Think of your four best friends (the friends you feel closest to). In the past year (12 months), how many of your best friends have: used synthetic marijuana (K2, spice) or bath salts? . . . . .	33
60	Think of your four best friends (the friends you feel closest to). In the past year (12 months), how many of your best friends have: used LSD, cocaine, amphetamines, or other illegal drugs? . . . . .	34
61	Think of your four best friends (the friends you feel closest to). In the past year (12 months), how many of your best friends have: been bullied? . . . . .	34
62	Think of your four best friends (the friends you feel closest to). In the past year (12 months), how many of your best friends have: been suspended from school? . . . . .	34
63	Think of your four best friends (the friends you feel closest to). In the past year (12 months), how many of your best friends have: carried a handgun? . . . . .	35
64	Think of your four best friends (the friends you feel closest to). In the past year (12 months), how many of your best friends have: sold illegal drugs? . . . . .	35
65	Think of your four best friends (the friends you feel closest to). In the past year (12 months), how many of your best friends have: regularly attended religious services? . . . . .	35

66	Think of your four best friends (the friends you feel closest to). In the past year (12 months), how many of your best friends have: stolen or tried to steal a motor vehicle such as a car or motorcycle?	36
67	Think of your four best friends (the friends you feel closest to). In the past year (12 months), how many of your best friends have: been arrested?	36
68	Think of your four best friends (the friends you feel closest to). In the past year (12 months), how many of your best friends have: dropped out of school?	36
69	Think of your four best friends (the friends you feel closest to). In the past year (12 months), how many of your best friends have: been members of a gang?	37
70	How old were you when you first: smoked marijuana?	37
71	How old were you when you first: smoked a cigarette, even just a puff?	38
72	How old were you when you first: had more than a sip or two of beer, wine or hard liquor (for example, vodka, whiskey, or gin)?	38
73	How old were you when you first: began drinking alcoholic beverages regularly, that is, at least once or twice a month?	39
74	How old were you when you first: used Pegaramide (peg, Peggy)?	39
75	How old were you when you first: got suspended from school?	40
76	How old were you when you first: got arrested?	40
77	How old were you when you first: carried a handgun?	41
78	How old were you when you first: used e-cigarettes, e-cigars, or e-hookahs (vaping)?	41
79	How old were you when you first: belonged to a gang?	42
80	How old were you when you first: used prescription drugs not prescribed to you?	42
81	How wrong do you think it is for someone your age to: take a handgun to school?	43
82	How wrong do you think it is for someone your age to: steal anything?	43
83	How wrong do you think it is for someone your age to: pick a fight with someone?	43
84	How wrong do you think it is for someone your age to: attack someone with the idea of seriously hurting them?	44
85	How wrong do you think it is for someone your age to: stay away from school all day when their parents think they are at school?	44
86	How wrong do you think it is for someone your age to: drink beer, wine or hard liquor (for example, vodka, whiskey, or gin) regularly?	44
87	How wrong do you think it is for someone your age to: smoke cigarettes?	45
88	How wrong do you think it is for someone your age to: smoke marijuana?	45

89	How wrong do you think it is for someone your age to: use prescription drugs or non-prescription drugs for the purpose of getting high?	45
90	How wrong do you think it is for someone your age to: use synthetic marijuana (K2, spice) or bath salts?	46
91	How wrong do you think it is for someone your age to: use LSD, cocaine, amphetamines or another illegal drug?	46
92	How wrong do you think it is for someone your age to: use e-cigarettes, e-cigars or e-hookahs (vaping)?	46
93	At school during the past 12 months, did you receive help from the resource teacher, speech therapist or other special education teacher?	47
94	How many times in the past year (12 months) have you: been suspended from school?	47
95	How many times in the past year (12 months) have you: carried a handgun?	47
96	How many times in the past year (12 months) have you: sold illegal drugs?	48
97	How many times in the past year (12 months) have you: stolen or tried to steal a motor vehicle such as a car or motorcycle?	48
98	How many times in the past year (12 months) have you: participated in clubs, organizations or activities at school?	48
99	How many times in the past year (12 months) have you: been arrested?	49
100	How many times in the past year (12 months) have you: attacked someone with the idea of seriously hurting them?	49
101	How many times in the past year (12 months) have you: been drunk or high at school?	49
102	How many times in the past year (12 months) have you: taken a handgun to school?	50
103	How many times in the past year (12 months) have you: used e-cigarettes, e-cigars, or e-hookahs (vaping)?	50
104	Are you currently on probation, or assigned a probation officer with Juvenile Court?	50
105	Have you ever belonged to a gang?	51
106	If you have ever belonged to a gang, did that gang have a name?	51
107	You are at a party at someone's house, and one of your friends offers you a drink containing alcohol. What would you say or do?	51
108	How often do you attend religious services or activities?	52
109	I think sometimes it's okay to cheat at school.	52
110	It is important to think before you act.	52
111	Sometimes I think that life is not worth it.	53
112	At times I think I am no good at all.	53
113	All in all, I am inclined to think that I am a failure.	53
114	In the past year, have you felt depressed or sad MOST days, even if you felt okay sometimes?	54
115	It is all right to beat up people if they start the fight.	54

116	I think it is okay to take something without asking if you can get away with it. . . . .	54
117	Where do you get the most information about living a drug and alcohol free life? Parents/guardians . . . . .	55
118	Where do you get the most information about living a drug and alcohol free life? Friends . . . . .	55
119	Where do you get the most information about living a drug and alcohol free life? Family members . . . . .	55
120	Where do you get the most information about living a drug and alcohol free life? School . . . . .	56
121	Where do you get the most information about living a drug and alcohol free life? Internet . . . . .	56
122	Where do you get the most information about living a drug and alcohol free life? TV . . . . .	56
123	Where do you get the most information about living a drug and alcohol free life? Social media . . . . .	57
124	How much do you think people risk harming themselves (physically or in other ways) if they: smoked one or more packs of cigarettes per day? . . . . .	57
125	How much do you think people risk harming themselves (physically or in other ways) if they: try marijuana once or twice? . . . . .	57
126	How much do you think people risk harming themselves (physically or in other ways) if they: smoke marijuana once or twice a week? . . . . .	58
127	How much do you think people risk harming themselves (physically or in other ways) if they: take one or two drinks of an alcoholic beverage (beer, wine, liquor) nearly every day? . . . . .	58
128	How much do you think people risk harming themselves (physically or in other ways) if they: have five or more drinks of an alcoholic beverage once or twice a weekend? . . . . .	58
129	How much do you think people risk harming themselves (physically or in other ways) if they: use prescription drugs that are not prescribed to them? . . . . .	59
130	How much do you think people risk harming themselves (physically or in other ways) if they: use non-prescription drugs to get high? . . . . .	59
131	How much do you think people risk harming themselves (physically or in other ways) if they: use e-cigarettes, e-cigars, or e-hookahs? . . . . .	59
132	Have you ever used smokeless tobacco (chew, snuff, plug, dipping tobacco, or chewing tobacco)? . . . . .	60
133	How often have you used smokeless tobacco during the past 30 days? . . . . .	60
134	Have you ever smoked cigarettes? . . . . .	60
135	How frequently have you smoked cigarettes during the past 30 days? . . . . .	61
136	Which statement best describes rules about smoking inside your home or your family cars? . . . . .	61
137	Have you ever used e-cigarettes, e-cigars, or e-hookahs (vaping)? . . . . .	61

138	How frequently have you used e-cigarettes, e-cigars, or e-hookahs (vaping)? . . . . .	62
139	During this school year, were you taught in any of your classes about the dangers of tobacco use? . . . . .	62
140	During the past 12 months, have you participated in any community activities to discourage people your age from using cigarettes, chewing tobacco, snuff, dip or cigars, e-cigarettes, e-cigars, or e-hookahs? . . . . .	62
141	Think back over the last two weeks. How many times have you had five or more alcoholic drinks in a row? . . . . .	63
142	During the past 30 days, how many times did you ride in a car or other vehicle driven by someone who had been drinking alcohol or using drugs to get high? . . . . .	63
143	During the past 30 days, how many times did you drive a car or other vehicle when you had been drinking alcohol or using drugs to get high? . . . . .	63
144	If you drank alcohol (not just a sip or taste) in the past year, where did you usually drink it? . . . . .	64
145	How do you feel about someone your age having one or two drinks of an alcoholic beverage nearly every day? . . . . .	64
146	On how many occasions have you had alcoholic beverages (beer, wine or hard liquor) to drink in your lifetime - more than just a few sips? . . . . .	64
147	On how many occasions have you drunk one or more drinks of an alcoholic beverage during the past 30 days? . . . . .	65
148	On how many occasions have you used marijuana (grass, pot) or hashish (hash, hash oil) in your lifetime? . . . . .	65
149	On how many occasions have you used marijuana (grass, pot) or hashish (hash, hash oil) during the past 30 days? . . . . .	65
150	On how many occasions have you used LSD or other psychedelics in your lifetime? . . . . .	66
151	On how many occasions have you used LSD or other psychedelics during the past 30 days? . . . . .	66
152	On how many occasions have you used cocaine or crack in your lifetime? . . . . .	66
153	On how many occasions have you used cocaine or crack during the past 30 days? . . . . .	67
154	On how many occasions have you sniffed glue, breathed the contents of an aerosol spray can, or inhaled other gases or sprays, in order to get high in your lifetime? . . . . .	67
155	On how many occasions have you sniffed glue, breathed the contents of an aerosol spray can, or inhaled other gases or sprays, in order to get high during the past 30 days? . . . . .	67
156	On how many occasions have you used Pegaramide (peg, Peggy, etc.) in your lifetime? . . . . .	68



157	On how many occasions have you used Pegaramide (peg, Peggy, etc.) during the past 30 days? . . . . .	68
158	On how many occasions have you used synthetic marijuana (K2, spice) in your lifetime? . . . . .	68
159	On how many occasions have you used synthetic marijuana (K2, spice) during the past 30 days? . . . . .	69
160	On how many occasions have you used methamphetamines (meth, speed, crank, crystal meth) in your lifetime? . . . . .	69
161	On how many occasions have you used methamphetamines (meth, speed, crank, crystal meth) in the past 30 days? . . . . .	69
162	On how many occasions have you used other chemical products (bath salts, plant food, etc.) in your lifetime? . . . . .	70
163	On how many occasions have you used other chemical products (bath salts, plant food, etc.) during the past 30 days? . . . . .	70
164	On how many occasions have you used heroin or other opiates in your lifetime? . . . . .	70
165	On how many occasions have you used heroin or other opiates during the past 30 days? . . . . .	71
166	On how many occasions have you used MDMA ('X', 'E', or ecstasy) in your lifetime? . . . . .	71
167	On how many occasions have you used MDMA ('X', 'E', or ecstasy) during the past 30 days? . . . . .	71
168	On how many occasions have you taken prescription drugs (such as Valium, Xanax, Ritalin, Adderall, OxyContin, Tramadol, or sleeping pills) not prescribed to you in your lifetime? . . . . .	72
169	On how many occasions have you taken prescription drugs (such as Valium, Xanax, Ritalin, Adderall, OxyContin, Tramadol, or sleeping pills) not prescribed to you during the past 30 days? . . . . .	72
170	On how many occasions have you taken non-prescription medicines such as diet pills (for example, Dietac, Dexatrim or Prolamine), stay-awake pills (for example No-Doz, Vivarin, or Wake), or cough or cold medicines (robos, DXM, etc.) to get high in your lifetime? . . . . .	72
171	On how many occasions have you taken non-prescription medicines such as diet pills (for example, Dietac, Dexatrim or Prolamine), stay-awake pills (for example No-Doz, Vivarin, or Wake), or cough or cold medicines (robos, DXM, etc.) to get high during the past 30 days? . . . . .	73
172	On how many occasions have you been drunk or very high from drinking alcoholic beverages during the past 30 days? . . . . .	73
173	On how many occasions have you drunk flavored alcoholic beverages, sometimes called 'alcopops' (like Mike's Hard Lemonade, Smirnoff Ice, Bacardi Breezers, etc.) in your lifetime? . . . . .	73
174	On how many occasions have you drunk flavored alcoholic beverages, sometimes called 'alcopops' (like Mike's Hard Lemonade, Smirnoff Ice, Bacardi Breezers, etc.) during the past 30 days? . . . . .	74

175	If you smoked cigarettes (not just a puff or drag) in the past year, how did you usually get them? . . . . .	74
176	If you used e-cigarettes, e-cigars, or e-hookahs (not just a puff or drag) in the past year, how did you usually get them? - I did not use e-cigarettes, e-cigars, or e-hookahs in the past year . . . . .	75
177	If you used e-cigarettes, e-cigars, or e-hookahs (not just a puff or drag) in the past year, how did you usually get them? - I bought them in a store such as a convenience store, supermarket, discount store, or gas station . . . . .	75
178	If you used e-cigarettes, e-cigars, or e-hookahs (not just a puff or drag) in the past year, how did you usually get them? - I got them on the Internet . . . . .	75
179	If you used e-cigarettes, e-cigars, or e-hookahs (not just a puff or drag) in the past year, how did you usually get them? - I got them at a store that sells electronic cigarettes, such as a "vape shop" . . . . .	75
180	If you used e-cigarettes, e-cigars, or e-hookahs (not just a puff or drag) in the past year, how did you usually get them? - I got them from a family member . . . . .	76
181	If you used e-cigarettes, e-cigars, or e-hookahs (not just a puff or drag) in the past year, how did you usually get them? - I got them from a friend . . . . .	76
182	If you used e-cigarettes, e-cigars, or e-hookahs (not just a puff or drag) in the past year, how did you usually get them? - A stranger got them for me . . . . .	76
183	If you used e-cigarettes, e-cigars, or e-hookahs (not just a puff or drag) in the past year, how did you usually get them? - I took them from a store or shop . . . . .	76
184	If you used e-cigarettes, e-cigars, or e-hookahs (not just a puff or drag) in the past year, how did you usually get them? - I got them some other way . . . . .	77
185	If you used marijuana (grass, pot) (not just a puff or drag) in the past year, how did you usually get it? - I did not use marijuana (grass, pot) in the past year . . . . .	77
186	If you used marijuana (grass, pot) (not just a puff or drag) in the past year, how did you usually get it? - I bought it myself . . . . .	77
187	If you used marijuana (grass, pot) (not just a puff or drag) in the past year, how did you usually get it? - I got it from someone at school . . . . .	77
188	If you used marijuana (grass, pot) (not just a puff or drag) in the past year, how did you usually get it? - I got it from someone with a medical marijuana card . . . . .	78
189	If you used marijuana (grass, pot) (not just a puff or drag) in the past year, how did you usually get it? - I got it from my brother or sister . . . . .	78

190	If you used marijuana (grass, pot) (not just a puff or drag) in the past year, how did you usually get it? - I got it from another relative	78
191	If you used marijuana (grass, pot) (not just a puff or drag) in the past year, how did you usually get it? - Other	78
192	If you drank alcohol (not just a sip or taste) in the past year, how did you usually get it?	79
193	If you used prescription drugs or over the counter drugs without a doctor telling you to use it or for the purpose of getting high, where did you get these drugs? - Did not use	79
194	If you used prescription drugs or over the counter drugs without a doctor telling you to use it or for the purpose of getting high, where did you get these drugs? - Bought or took from store or shop	80
195	If you used prescription drugs or over the counter drugs without a doctor telling you to use it or for the purpose of getting high, where did you get these drugs? - Got from parents with permission	80
196	If you used prescription drugs or over the counter drugs without a doctor telling you to use it or for the purpose of getting high, where did you get these drugs? - Got from home without permission	80
197	If you used prescription drugs or over the counter drugs without a doctor telling you to use it or for the purpose of getting high, where did you get these drugs? - Got from relative with permission	80
198	If you used prescription drugs or over the counter drugs without a doctor telling you to use it or for the purpose of getting high, where did you get these drugs? - Got from relative without permission	81
199	If you used prescription drugs or over the counter drugs without a doctor telling you to use it or for the purpose of getting high, where did you get these drugs? - Got from friend's home with permission	81
200	If you used prescription drugs or over the counter drugs without a doctor telling you to use it or for the purpose of getting high, where did you get these drugs? - Got from friend's home without permission	81
201	If you used prescription drugs or over the counter drugs without a doctor telling you to use it or for the purpose of getting high, where did you get these drugs? - Got from friend at school	81
202	If you used prescription drugs or over the counter drugs without a doctor telling you to use it or for the purpose of getting high, where did you get these drugs? - Got from friend at party	82
203	If you used prescription drugs or over the counter drugs without a doctor telling you to use it or for the purpose of getting high, where did you get these drugs? - Got from friend, elsewhere	82
204	If you used prescription drugs or over the counter drugs without a doctor telling you to use it or for the purpose of getting high, where did you get these drugs? - Got from internet sale	82
205	During the last month, about how many marijuana cigarettes, or the equivalent, did you smoke a day, on the average?	83

206	How wrong do your friends feel it would be for YOU to: have one or two drinks of an alcoholic beverage nearly every day?	83
207	How wrong do your friends feel it would be for YOU to: smoke tobacco?	83
208	How wrong do your friends feel it would be for YOU to: smoke marijuana?	84
209	How wrong do your friends feel it would be for YOU to: use prescription drugs not prescribed to you?	84
210	How wrong would most adults (over 21) in your neighborhood think it is for kids your age: to use marijuana?	84
211	How wrong would most adults (over 21) in your neighborhood think it is for kids your age: to drink alcohol?	85
212	How wrong would most adults (over 21) in your neighborhood think it is for kids your age: to smoke cigarettes?	85
213	How much do each of the following statements describe your neighborhood? crime and/or drug selling	85
214	How much do each of the following statements describe your neighborhood? fights	86
215	How much do each of the following statements describe your neighborhood? lots of empty or abandoned buildings	86
216	How much do each of the following statements describe your neighborhood? lots of graffiti	86
217	I feel safe in my neighborhood.	87
218	If a kid smoked marijuana in your neighborhood would he or she be caught by the police?	87
219	If a kid drank some beer, wine or hard liquor (for example, vodka, whiskey, or gin) in your neighborhood would he or she be caught by the police?	87
220	If a kid carried a handgun in your neighborhood would he or she be caught by the police?	88
221	If you wanted to get some cigarettes, how easy would it be for you to get some?	88
222	If you wanted to get some beer, wine or hard liquor (for example, vodka, whiskey, or gin), how easy would it be for you to get some?	88
223	If you wanted to get a drug like cocaine, LSD, or amphetamines, how easy would it be for you to get some?	89
224	If you wanted to get a handgun, how easy would it be for you to get one?	89
225	If you wanted to get some marijuana, how easy would it be for you to get some?	89
226	If you wanted to get prescription drugs for the purpose of getting high, how easy would it be for you to get some?	90
227	If you wanted to get synthetic marijuana such as K2 or chemical products such as bath salts to get high, how easy would it be for you to get some?	90



228	If you wanted to get steroids to use or to enhance athletic performance, how easy would it be for you to get some? . . . . .	90
229	If you wanted to get e-cigarettes, e-cigars, or e-hookahs, how easy would it be for you to get some? . . . . .	91
230	During the past 12 months, have you participated in any alcohol prevention programs or seen any alcohol prevention messages in your school or community? Yes, a school-based program focused on preventing underage drinking and/or drinking and driving. . . . .	91
231	During the past 12 months, have you participated in any alcohol prevention programs or seen any alcohol prevention messages in your school or community? Yes, a community-based program focused on preventing underage drinking and/or drinking and driving (for example, through your church or temple or through youth groups like Boys and Girls Club or 4-H). . . . .	91
232	During the past 12 months, have you participated in any alcohol prevention programs or seen any alcohol prevention messages in your school or community? Yes, a media campaign addressing underage drinking and/or drinking and driving (for example, newspaper ads, posters, pamphlets, radio, TV). . . . .	92
233	During the past 12 months, have you participated in any alcohol prevention programs or seen any alcohol prevention messages in your school or community? No . . . . .	92
234	How wrong do your parents feel it would be for YOU to: have one or two drinks of an alcoholic beverage nearly every day? . . . . .	92
235	How wrong do your parents feel it would be for YOU to: smoke tobacco? . . . . .	92
236	How wrong do your parents feel it would be for YOU to: smoke marijuana? . . . . .	93
237	How wrong do your parents feel it would be for YOU to: use prescription drugs not prescribed to you? . . . . .	93
238	How wrong do your parents feel it would be for YOU to: steal something? . . . . .	93
239	How wrong do your parents feel it would be for YOU to: draw graffiti, write things, or draw pictures on buildings or other property (without the owner's permission)? . . . . .	94
240	How wrong do your parents feel it would be for YOU to: pick a fight with someone? . . . . .	94
241	During the past 12 months, have you talked with at least one of your parents about the dangers of underage drinking and/or drinking and driving? By parents, we mean either your biological parents, adoptive parents, stepparents, or adult guardians - whether or not they live with you. . . . .	94
242	The rules in my family are clear. . . . .	95
243	People in my family have serious arguments about the same things, and often insult or yell at each other. . . . .	95

244	When I am not at home, one of my parents knows where I am and who I am with. . . . .	95
245	My family has clear rules about alcohol and drug use. . . . .	96
246	If you skipped school would you be caught by your parents? . . . . .	96
247	My parents ask if I've gotten my homework done. . . . .	96
248	Would your parents know if you did not come home on time? . . . . .	97
249	Do you know how to properly dispose of leftover prescription drugs? . . . . .	97
250	Have any of your brothers or sisters ever: drunk beer, wine or hard liquor (for example, vodka, whiskey or gin)? . . . . .	97
251	Have any of your brothers or sisters ever: smoked marijuana? . . . . .	97
252	Have any of your brothers or sisters ever: smoked cigarettes? . . . . .	98
253	Have any of your brothers or sisters ever: taken a handgun to school? . . . . .	98
254	Have any of your brothers or sisters ever: been suspended or expelled from school? . . . . .	98
255	Have any of your brothers or sisters ever: used e-cigarettes, e-cigars or e-hookahs (vaping)? . . . . .	98
256	Have any of your brothers or sisters ever: used prescription drugs not prescribed to him/her? . . . . .	99
257	Have you changed homes in the past year (the last 12 months)? . . . . .	99
258	How many times have you changed homes since kindergarten? . . . . .	99
259	Have you changed schools (including changing from elementary to middle and middle to high school) in the past year? . . . . .	99
260	How many times have you changed schools since kindergarten (including changing from elementary to middle and middle to high school)? . . . . .	100
261	Has anyone in your family ever had severe alcohol or drug problems? . . . . .	100
262	About how many adults (over 21) have you known personally who in the past year have: used marijuana, crack, cocaine, or other drugs? . . . . .	100
263	About how many adults (over 21) have you known personally who in the past year have: sold or dealt drugs? . . . . .	101
264	About how many adults (over 21) have you known personally who in the past year have: done other things that could get them in trouble with the police, like stealing, selling stolen goods, mugging or assaulting others, etc.? . . . .	101
265	About how many adults (over 21) have you known personally who in the past year have: gotten drunk or high? . . . . .	101
266	How honest were you in filling out this survey? . . . . .	102

List of Figures

1	Grade Chart . . . . .	12
2	Gender Chart . . . . .	13
3	Age Chart . . . . .	14

# 1 INTRODUCTION

This report was generated from data collected on the *2017 Arkansas Prevention Needs Assessment Student Survey*. This report contains basic frequency tables of all data collected and graphs on the selected demographic variables of grade, gender and age.

Questions regarding the information found in this report can be directed to:

**International Survey Associates dba Pride Surveys**

Mr. Jay Gleaton

2140 Newmarket Parkway

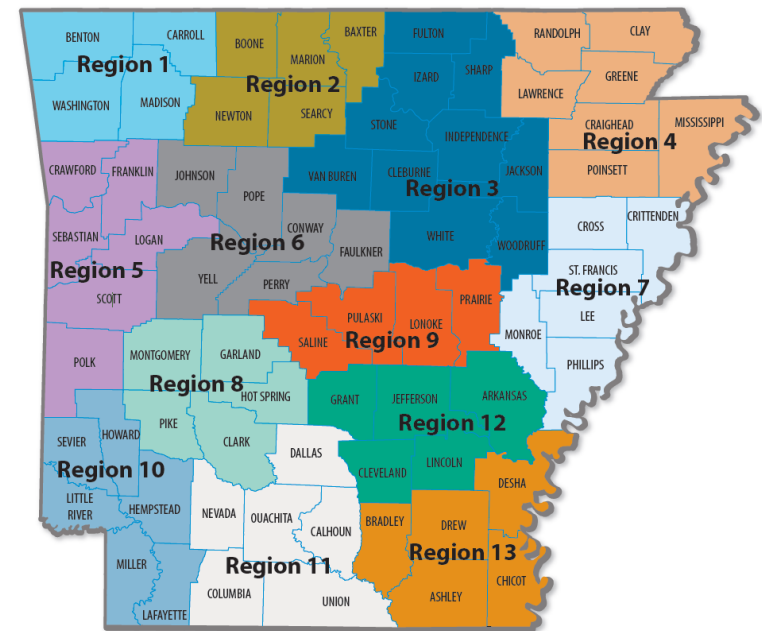
Suite 116

Marietta, GA 30067

Telephone: (800) 279-6361

Fax: (770) 726-9327

Website: <http://www.pridesurveys.com>



A note on the changing regions:

For the purposes of prevention in the state of Arkansas in 2013 the state moved from a 13-region system to an 8-region system. For the 2017 survey year the state reverted back to a 13-region system.

What this means for your regional data:

We have retroactively calculated all tables and year to year comparisons for THIS REPORT back to 13 regions. Because of this your reports from 2013 to 2016 that contain 8-regions CAN NOT BE COMPARED directly with this year's regional report. Regional reports will have different school groupings and will not be representative of the current 13-region system.

To reiterate, data in this report going back in time is comparable to previous years in the report because we recalculated previous years to 13 regions. However, the data should not be compared against any regional report going back 4 years because the regions were defined differently and represent different cohorts of students.

What this means for statewide, county, and school data:

This change will only affect the regional data. All other data is comparable with previous years.

# Grade Chart

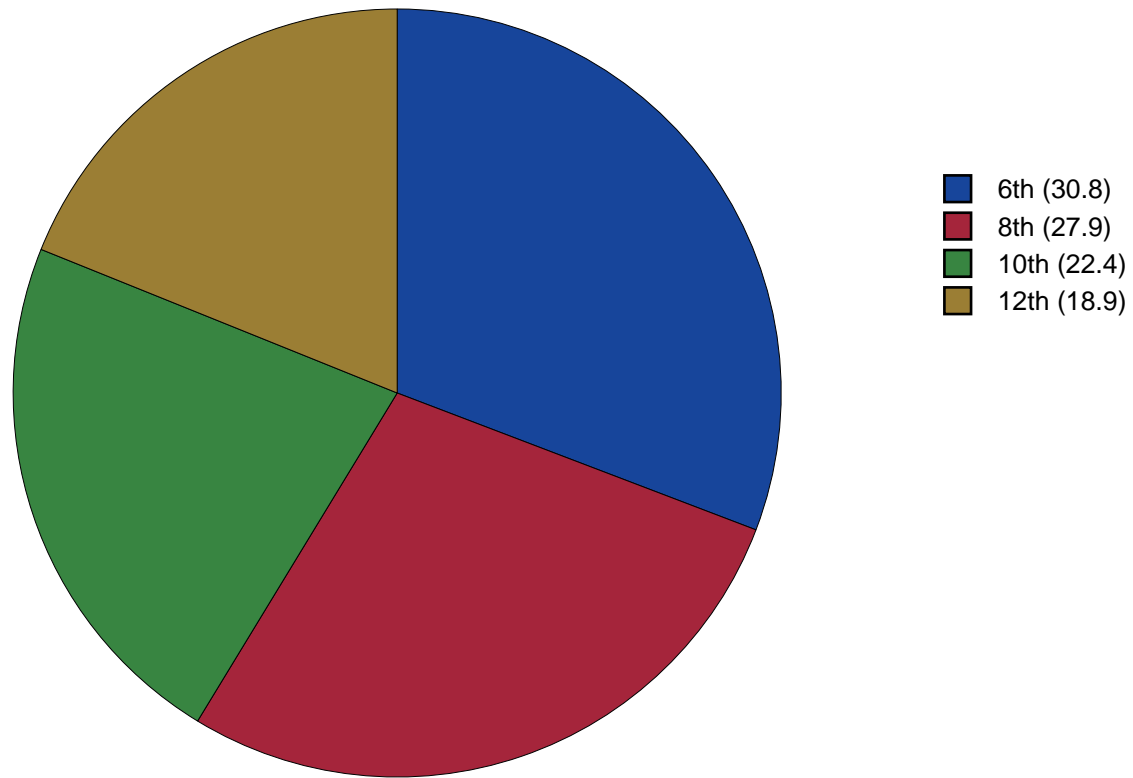


Figure 1: Grade Chart

## Gender Chart

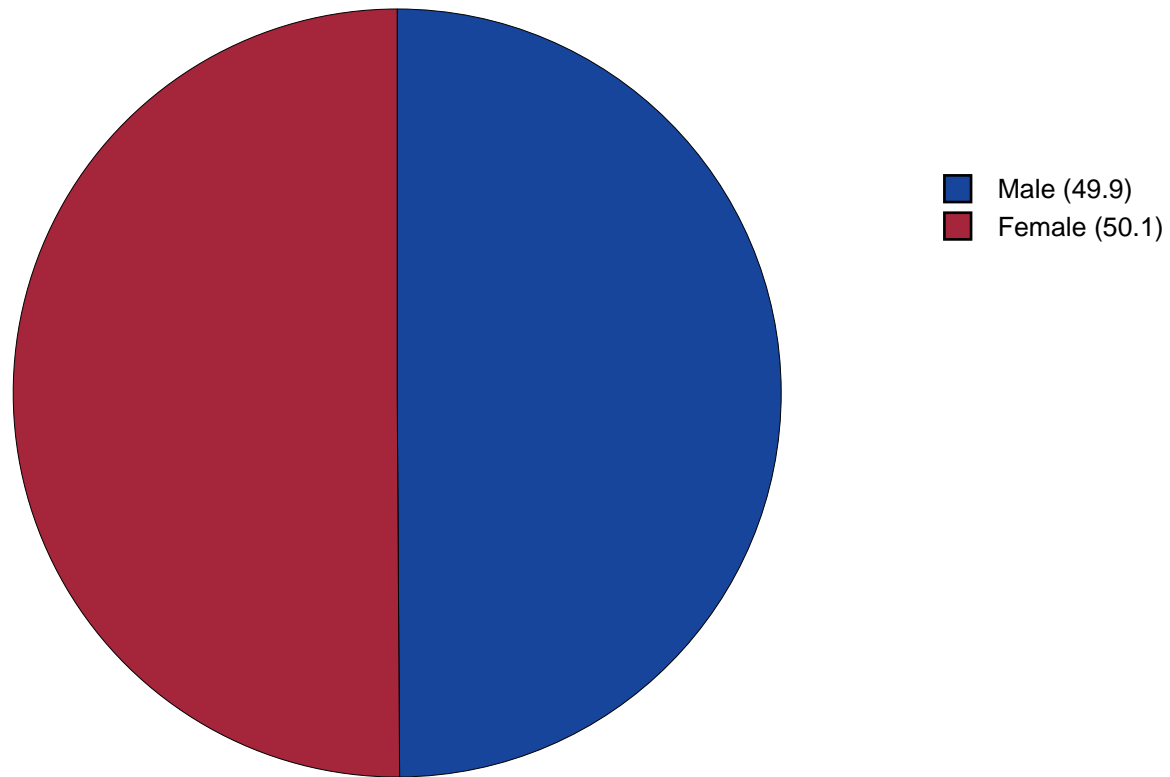


Figure 2: Gender Chart

# Age Chart

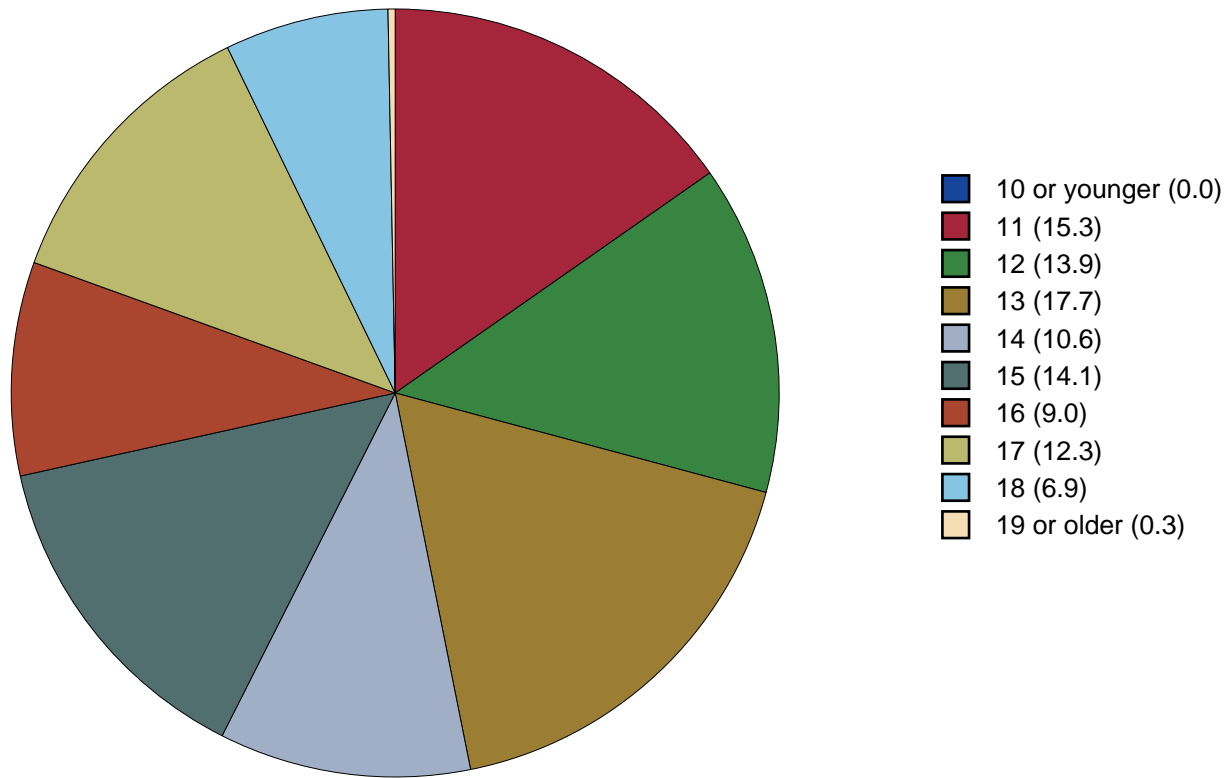


Figure 3: Age Chart



## 2 PERCENTAGE TABLES

The following tables contain frequency distribution detailing how your students responded to each question on the survey. The tables appear in the same order as the questions on the survey. The tables include breakdowns by grade level as well as overall percentages. The *N of Valid* row is a frequency count of the number of valid responses to each question for each grade and overall. The *N of Miss* row is a frequency count of the number of invalid (marked more than one response) or missing (i.e. did not respond) responses to each question for each grade and overall.

For the questions that allowed more than one response (i.e. race, live with, etc.) each response becomes a separate table. If a student did not mark the response, that was counted as a NO response, and if they did mark the response, that was counted as a YES response. Since a non response is a valid response for these questions, the *N of Miss* will always be zero for these questions.

Table 1: Gender



Response	6	8	10	12	Total	
Male	48.3	51.9	48.8	50.8	49.9	
Female	51.7	48.1	51.2	49.2	50.1	
N of Valid	706	642	520	435	2303	
N of Miss	14	10	4	6	34	

Table 2: Age











Response	6	8	10	12	Total	
10 or younger	0.1	0.0	0.0	0.0	0.0	
11	49.5	0.0	0.0	0.0	15.3	
12	44.8	0.3	0.0	0.0	13.9	
13	5.4	57.7	0.0	0.0	17.7	
14	0.1	37.9	0.0	0.0	10.6	
15	0.0	4.0	57.6	0.0	14.1	
16	0.0	0.0	40.0	0.2	9.0	
17	0.0	0.0	2.5	61.8	12.3	
18	0.0	0.0	0.0	36.4	6.9	
19 or older	0.0	0.0	0.0	1.6	0.3	
N of Valid	717	646	523	440	2326	
N of Miss	3	6	1	1	11	

Table 3: Are you Hispanic or Latino?



Response	6	8	10	12	Total	
No	77.5	82.0	85.4	82.2	81.5	
Yes	22.5	18.0	14.6	17.8	18.5	
N of Valid	670	633	515	433	2251	
N of Miss	50	19	9	8	86	

Table 4: What is your race? Black or African American



Response	6	8	10	12	Total	
No	68.6	61.6	61.6	68.6	65.1	
Yes	31.4	38.4	38.4	31.4	34.9	
N of Valid	707	638	515	421	2281	
N of Miss	0	0	0	0	0	

Table 5: What is your race? Asian



Response	6	8	10	12	Total	
No	99.4	99.5	98.6	99.5	99.3	
Yes	0.6	0.5	1.4	0.5	0.7	
N of Valid	707	638	515	421	2281	
N of Miss	0	0	0	0	0	

Table 6: What is your race? American Indian



Response	6	8	10	12	Total	
No	90.5	94.0	94.6	94.8	93.2	
Yes	9.5	6.0	5.4	5.2	6.8	
N of Valid	707	638	515	421	2281	
N of Miss	0	0	0	0	0	

Table 7: What is your race? Alaska Native



Response	6	8	10	12	Total	
No	100.0	99.8	100.0	99.8	99.9	
Yes	0.0	0.2	0.0	0.2	0.1	
N of Valid	707	638	515	421	2281	
N of Miss	0	0	0	0	0	

Table 8: What is your race? White



Response	6	8	10	12	Total	
No	51.1	50.2	48.2	39.9	48.1	
Yes	48.9	49.8	51.8	60.1	51.9	
N of Valid	707	638	515	421	2281	
N of Miss	0	0	0	0	0	

Table 9: What is your race? Native Hawaiian or Other Pacific Islander



Response	6	8	10	12	Total	
No	99.7	99.7	99.6	99.0	99.6	
Yes	0.3	0.3	0.4	1.0	0.4	
N of Valid	707	638	515	421	2281	
N of Miss	0	0	0	0	0	

Table 10: What is your race? Other



Response	6	8	10	12	Total	
No	74.0	83.9	86.6	88.8	82.3	
Yes	26.0	16.1	13.4	11.2	17.7	
N of Valid	707	638	515	421	2281	
N of Miss	0	0	0	0	0	

Table 11: What is the highest level of schooling completed by your mother or father?









Response	6	8	10	12	Total	
Completed grade school or less	3.6	3.9	1.5	3.4	3.2	
Some high school	4.9	4.1	13.3	14.2	8.4	
Completed high school	14.1	16.6	20.1	20.0	17.3	
Some college	9.4	15.3	17.6	17.2	14.4	
Completed college	22.9	22.1	23.4	27.3	23.6	
Graduate or professional school after college	8.3	9.9	5.6	6.9	7.9	
Don't know	34.3	26.2	15.7	8.9	23.0	
Does not apply	2.5	1.9	2.7	2.1	2.3	
N of Valid	690	634	517	436	2277	
N of Miss	30	18	7	5	60	

Table 12: Think of where you live most of the time. Which of the following people live there with you? Mother



Response	6	8	10	12	Total	
No	15.4	12.5	15.4	16.7	14.9	
Yes	84.6	87.5	84.6	83.3	85.1	
N of Valid	713	647	520	436	2316	
N of Miss	0	0	0	0	0	

Table 13: Think of where you live most of the time. Which of the following people live there with you? Stepmother



Response	6	8	10	12	Total	
No	93.7	95.8	94.8	94.3	94.6	
Yes	6.3	4.2	5.2	5.7	5.4	
N of Valid	713	647	520	436	2316	
N of Miss	0	0	0	0	0	

Table 14: Think of where you live most of the time. Which of the following people live there with you? Foster Mother



Response	6	8	10	12	Total	
No	98.7	98.9	99.8	99.3	99.1	
Yes	1.3	1.1	0.2	0.7	0.9	
N of Valid	713	647	520	436	2316	
N of Miss	0	0	0	0	0	

Table 15: Think of where you live most of the time. Which of the following people live there with you? Grandmother



Response	6	8	10	12	Total	
No	83.7	84.2	85.6	89.9	85.4	
Yes	16.3	15.8	14.4	10.1	14.6	
N of Valid	713	647	520	436	2316	
N of Miss	0	0	0	0	0	

Table 16: Think of where you live most of the time. Which of the following people live there with you? Aunt



Response	6	8	10	12	Total	
No	94.0	93.8	96.0	97.5	95.0	
Yes	6.0	6.2	4.0	2.5	5.0	
N of Valid	713	647	520	436	2316	
N of Miss	0	0	0	0	0	

Table 17: Think of where you live most of the time. Which of the following people live there with you? Father



Response	6	8	10	12	Total	
No	44.6	50.5	52.9	46.6	48.5	
Yes	55.4	49.5	47.1	53.4	51.5	
N of Valid	713	647	520	436	2316	
N of Miss	0	0	0	0	0	



Table 18: Think of where you live most of the time. Which of the following people live there with you? Stepfather



Response	6	8	10	12	Total	
No	84.3	83.3	82.7	86.9	84.2	
Yes	15.7	16.7	17.3	13.1	15.8	
N of Valid	713	647	520	436	2316	
N of Miss	0	0	0	0	0	

Table 19: Think of where you live most of the time. Which of the following people live there with you? Foster Father



Response	6	8	10	12	Total	
No	99.3	98.9	99.8	99.1	99.3	
Yes	0.7	1.1	0.2	0.9	0.7	
N of Valid	713	647	520	436	2316	
N of Miss	0	0	0	0	0	

Table 20: Think of where you live most of the time. Which of the following people live there with you? Grandfather



Response	6	8	10	12	Total	
No	91.6	92.6	93.1	94.5	92.7	
Yes	8.4	7.4	6.9	5.5	7.3	
N of Valid	713	647	520	436	2316	
N of Miss	0	0	0	0	0	

Table 21: Think of where you live most of the time. Which of the following people live there with you? Uncle



Response	6	8	10	12	Total	
No	94.2	95.5	96.2	97.5	95.6	
Yes	5.8	4.5	3.8	2.5	4.4	
N of Valid	713	647	520	436	2316	
N of Miss	0	0	0	0	0	

Table 22: Think of where you live most of the time. Which of the following people live there with you? Other Adults



Response	6	8	10	12	Total	
No	97.3	97.1	98.5	98.6	97.8	
Yes	2.7	2.9	1.5	1.4	2.2	
N of Valid	713	647	520	436	2316	
N of Miss	0	0	0	0	0	

Table 23: Think of where you live most of the time. Which of the following people live there with you? Brother(s)



Response	6	8	10	12	Total	
No	48.0	52.6	55.0	62.4	53.5	
Yes	52.0	47.4	45.0	37.6	46.5	
N of Valid	713	647	520	436	2316	
N of Miss	0	0	0	0	0	

Table 24: Think of where you live most of the time. Which of the following people live there with you? Stepbrother(s)



Response	6	8	10	12	Total	
No	94.5	95.4	95.8	97.7	95.6	
Yes	5.5	4.6	4.2	2.3	4.4	
N of Valid	713	647	520	436	2316	
N of Miss	0	0	0	0	0	

Table 25: Think of where you live most of the time. Which of the following people live there with you? Sister(s)



Response	6	8	10	12	Total	
No	52.7	54.6	57.9	66.1	56.9	
Yes	47.3	45.4	42.1	33.9	43.1	
N of Valid	713	647	520	436	2316	
N of Miss	0	0	0	0	0	

Table 26: Think of where you live most of the time. Which of the following people live there with you? Stepsister(s)

Response	6	8	10	12	Total	
No	94.5	95.7	96.5	97.0	95.8	
Yes	5.5	4.3	3.5	3.0	4.2	
N of Valid	713	647	520	436	2316	
N of Miss	0	0	0	0	0	

Table 27: Think of where you live most of the time. Which of the following people live there with you? Other Children

Response	6	8	10	12	Total	
No	93.7	95.8	95.6	94.5	94.9	
Yes	6.3	4.2	4.4	5.5	5.1	
N of Valid	713	647	520	436	2316	
N of Miss	0	0	0	0	0	

Table 28: In my school, students have lots of chances to help decide things like class activities and rules.

Response	6	8	10	12	Total	
NO!	16.6	16.4	14.8	22.7	17.3	
no	35.1	35.3	33.7	41.0	36.0	
yes	40.4	45.0	45.4	29.4	40.7	
YES!	7.9	3.3	6.0	6.9	6.0	
N of Valid	700	635	513	432	2280	
N of Miss	20	17	11	9	57	

Table 29: Teachers ask me to work on special classroom projects.

Response	6	8	10	12	Total	
NO!	10.3	11.2	9.4	8.1	9.9	
no	32.8	40.0	39.5	39.2	37.5	
yes	44.0	41.4	42.1	44.1	42.9	
YES!	12.9	7.4	9.0	8.6	9.7	
N of Valid	698	635	511	431	2275	
N of Miss	22	17	13	10	62	

Table 30: My teacher(s) notices when I am doing a good job and lets me know about it.

Response	6	8	10	12	Total
NO!	6.1	10.4	8.5	8.8	8.4
no	15.9	23.1	27.1	24.1	22.0
yes	46.9	48.5	50.1	49.0	48.5
YES!	31.0	18.0	14.3	18.1	21.2
N of Valid	703	633	505	431	2272
N of Miss	17	19	19	10	65

Table 31: There are lots of chances for students in my school to get involved in sports, clubs, and other school activities outside of class.

Response	6	8	10	12	Total
NO!	7.4	2.2	5.3	5.1	5.0
no	16.8	9.2	7.0	10.4	11.3
yes	43.2	39.0	42.9	46.4	42.5
YES!	32.7	49.6	44.8	38.1	41.1
N of Valid	704	639	511	431	2285
N of Miss	16	13	13	10	52

Table 32: There are lots of chances for students in my school to talk with a teacher one-on-one.

Response	6	8	10	12	Total
NO!	6.7	9.2	9.5	7.0	8.1
no	16.8	21.0	23.5	23.6	20.8
yes	46.6	47.6	49.3	48.8	47.9
YES!	29.8	22.1	17.8	20.6	23.2
N of Valid	701	628	507	428	2264
N of Miss	19	24	17	13	73

Table 33: I feel safe at my school.





Response	6	8	10	12	Total	
NO!	12.2	13.1	16.8	11.6	13.4	
no	13.3	14.7	20.8	20.9	16.8	
yes	41.5	53.3	49.1	51.9	48.4	
YES!	33.0	19.0	13.3	15.6	21.4	
N of Valid	697	627	505	422	2251	
N of Miss	23	25	19	19	86	

Table 34: The school lets my parents know when I have done something well.





Response	6	8	10	12	Total	
NO!	15.6	22.4	24.8	25.4	21.4	
no	30.3	41.0	44.1	43.3	38.8	
yes	35.8	29.0	26.5	25.9	30.0	
YES!	18.3	7.5	4.6	5.4	9.8	
N of Valid	693	637	501	425	2256	
N of Miss	27	15	23	16	81	

Table 35: My teachers praise me when I work hard in school.





Response	6	8	10	12	Total	
NO!	14.7	18.8	21.4	18.6	18.1	
no	32.1	41.2	44.5	33.6	37.7	
yes	39.4	32.1	29.7	39.8	35.3	
YES!	13.8	7.9	4.4	8.0	9.0	
N of Valid	688	629	501	425	2243	
N of Miss	32	23	23	16	94	

Table 36: Are your school grades better than the grades of most students in your class?

Response	6	8	10	12	Total
NO!	8.8	4.9	7.2	4.9	6.6
no	30.0	28.1	29.5	27.4	28.9
yes	43.4	51.9	49.6	50.6	48.5
YES!	17.9	15.1	13.7	17.1	16.0
N of Valid	694	630	502	427	2253
N of Miss	26	22	22	14	84

Table 37: I have lots of chances to be part of class discussions or activities.

Response	6	8	10	12	Total
NO!	7.1	3.9	5.5	5.8	5.6
no	18.5	17.0	18.2	17.8	17.9
yes	50.4	56.5	60.0	61.2	56.3
YES!	24.0	22.5	16.2	15.2	20.2
N of Valid	701	635	505	428	2269
N of Miss	19	17	19	13	68

Table 38: Now thinking back over the past year in school, how often did you: enjoy being in school?

Response	6	8	10	12	Total
Never	8.9	9.8	14.1	14.5	11.4
Seldom	11.2	15.7	20.2	21.7	16.4
Sometimes	35.9	45.0	44.4	37.6	40.7
Often	24.3	22.7	16.8	20.7	21.5
Almost always	19.7	6.7	4.5	5.5	10.0
N of Valid	705	642	511	420	2278
N of Miss	15	10	13	21	59



Table 39: Now thinking back over the past year in school, how often did you: hate being in school?

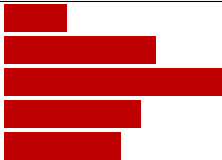
Response	6	8	10	12	Total	
Never	14.2	5.3	4.9	3.6	7.6	
Seldom	29.5	21.7	17.5	17.2	22.3	
Sometimes	29.4	35.3	34.6	36.3	33.5	
Often	13.7	21.7	23.2	23.4	19.9	
Almost always	13.2	16.1	19.7	19.6	16.7	
N of Valid	695	641	508	419	2263	
N of Miss	25	11	16	22	74	

Table 40: Now thinking back over the past year in school, how often did you: try to do your best work in school?


Response	6	8	10	12	Total	
Never	0.7	0.2	1.8	1.7	1.0	
Seldom	1.7	2.2	2.4	1.7	2.0	
Sometimes	6.7	10.8	17.2	17.2	12.2	
Often	21.5	28.3	36.6	33.7	29.1	
Almost always	69.4	58.5	42.0	45.7	55.8	
N of Valid	689	639	505	418	2251	
N of Miss	31	13	19	23	86	

Table 41: How often do you feel that the school work you are assigned is meaningful and important?

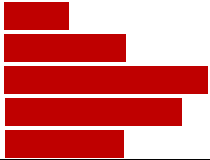
Response	6	8	10	12	Total	
Never	5.5	6.6	11.0	10.6	8.0	
Seldom	11.0	16.9	23.1	21.9	17.3	
Sometimes	25.2	32.3	32.9	36.8	31.1	
Often	30.4	29.7	22.1	20.9	26.6	
Almost always	27.9	14.5	10.8	9.9	17.0	
N of Valid	703	634	507	416	2260	
N of Miss	17	18	17	25	77	

Table 42: Putting them all together, what were your grades like last year?

Response	6	8	10	12	Total
Mostly F's	0.7	0.3	0.4	0.7	0.5
Mostly D's	1.9	1.6	3.0	3.4	2.4
Mostly C's	11.3	14.2	18.4	16.2	14.7
Mostly B's	43.2	43.4	43.7	39.4	42.6
Mostly A's	42.8	40.4	34.5	40.3	39.8
N of Valid	680	611	499	414	2204
N of Miss	40	41	25	27	133

Table 43: How important do you think the things you are learning in school are going to be for your later life?

Response	6	8	10	12	Total
Very important	48.4	25.6	19.4	13.2	29.0
Quite important	24.0	26.7	19.2	16.3	22.3
Fairly important	18.0	25.0	29.6	33.3	25.4
Slightly important	7.2	17.6	23.5	27.3	17.5
Not at all important	2.3	5.1	8.3	9.8	5.8
N of Valid	704	648	506	417	2275
N of Miss	16	4	18	24	62

Table 44: During the LAST FOUR WEEKS how many whole days of school have you missed because you skipped or "cut"?

Response	6	8	10	12	Total
None	58.2	65.3	70.7	67.9	64.8
1	15.9	14.0	9.8	11.2	13.1
2	8.8	8.4	7.1	7.4	8.0
3	6.8	5.8	5.7	7.2	6.3
4-5	6.2	3.9	4.5	3.6	4.7
6-10	2.6	1.7	1.0	1.4	1.8
11 or more	1.4	0.9	1.2	1.2	1.2
N of Valid	704	643	509	418	2274
N of Miss	16	9	15	23	63

Table 45: What are the chances you would be seen as cool if you: smoked cigarettes?






Response	6	8	10	12	Total	
No or very little chance	86.9	78.2	73.2	63.4	77.0	
Little chance	6.9	11.4	12.6	17.6	11.4	
Some chance	3.1	6.6	8.0	10.1	6.5	
Pretty good chance	1.8	2.7	3.4	4.3	2.9	
Very good chance	1.3	1.1	2.8	4.6	2.2	
N of Valid	679	634	500	415	2228	
N of Miss	41	18	24	26	109	

Table 46: What are the chances you would be seen as cool if you: worked hard at school?






Response	6	8	10	12	Total	
No or very little chance	6.7	9.5	13.8	15.6	10.7	
Little chance	7.9	14.7	16.2	17.1	13.4	
Some chance	13.2	20.7	25.1	27.9	20.7	
Pretty good chance	29.0	26.7	22.4	19.0	25.0	
Very good chance	43.2	28.4	22.6	20.4	30.2	
N of Valid	687	633	501	416	2237	
N of Miss	33	19	23	25	100	

Table 47: What are the chances you would be seen as cool if you: began drinking alcoholic beverages regularly, that is, at least once or twice a month?






Response	6	8	10	12	Total	
No or very little chance	86.4	69.5	58.8	46.5	67.9	
Little chance	6.0	13.4	13.9	15.2	11.6	
Some chance	4.0	8.5	11.6	16.4	9.3	
Pretty good chance	2.5	5.4	10.8	10.4	6.6	
Very good chance	1.0	3.2	5.0	11.6	4.5	
N of Valid	678	632	502	415	2227	
N of Miss	42	20	22	26	110	

Table 48: What are the chances you would be seen as cool if you: defended someone who was being bullied?






Response	6	8	10	12	Total	
No or very little chance	12.0	10.5	15.6	14.7	12.9	
Little chance	10.6	13.8	12.0	14.7	12.6	
Some chance	17.0	24.1	28.1	28.7	23.7	
Pretty good chance	25.0	23.7	23.2	22.9	23.8	
Very good chance	35.4	27.8	21.0	19.0	27.0	
N of Valid	681	636	499	415	2231	
N of Miss	39	16	25	26	106	

Table 49: What are the chances you would be seen as cool if you: smoked marijuana?






Response	6	8	10	12	Total	
No or very little chance	87.6	69.8	58.2	47.3	68.5	
Little chance	4.6	8.9	8.4	14.1	8.4	
Some chance	3.1	10.0	7.8	11.7	7.7	
Pretty good chance	1.8	4.0	10.8	10.9	6.1	
Very good chance	2.9	7.4	14.8	16.0	9.3	
N of Valid	680	632	500	412	2224	
N of Miss	40	20	24	29	113	

Table 50: What are the chances you would be seen as cool if you: carried a handgun?






Response	6	8	10	12	Total	
No or very little chance	79.4	75.0	72.8	64.0	73.8	
Little chance	7.8	10.6	9.8	14.7	10.3	
Some chance	5.9	5.8	8.8	8.7	7.0	
Pretty good chance	3.1	4.3	3.8	5.3	4.0	
Very good chance	3.8	4.3	4.8	7.2	4.8	
N of Valid	680	633	500	414	2227	
N of Miss	40	19	24	27	110	

Table 51: What are the chances you would be seen as cool if you: used e-cigarettes, e-cigars or e-hookahs (vaping)?






Response	6	8	10	12	Total	
No or very little chance	86.2	73.3	66.8	57.5	72.8	
Little chance	4.7	11.0	9.2	17.4	9.9	
Some chance	3.4	7.2	7.6	9.4	6.6	
Pretty good chance	3.3	4.6	7.6	6.8	5.3	
Very good chance	2.4	3.9	8.8	8.9	5.5	
N of Valid	676	637	500	414	2227	
N of Miss	44	15	24	27	110	

Table 52: What are the chances you would be seen as cool if you: bullied someone or cyber bullied someone?






Response	6	8	10	12	Total	
No or very little chance	86.2	73.3	66.8	57.5	72.8	
Little chance	4.7	11.0	9.2	17.4	9.9	
Some chance	3.4	7.2	7.6	9.4	6.6	
Pretty good chance	3.3	4.6	7.6	6.8	5.3	
Very good chance	2.4	3.9	8.8	8.9	5.5	
N of Valid	676	637	500	414	2227	
N of Miss	44	15	24	27	110	

Table 53: Think of your four best friends (the friends you feel closest to). In the past year (12 months), how many of your best friends have: participated in clubs, organizations or activities at school?






Response	6	8	10	12	Total	
0	23.0	13.3	14.1	8.5	15.5	
1	15.7	10.1	12.5	12.1	12.7	
2	20.0	17.0	18.4	20.1	18.8	
3	13.8	16.3	13.3	18.7	15.3	
4	27.4	43.4	41.6	40.5	37.6	
N of Valid	674	625	495	412	2206	
N of Miss	46	27	29	29	131	

Table 54: Think of your four best friends (the friends you feel closest to). In the past year (12 months), how many of your best friends have: smoked cigarettes?






Response	6	8	10	12	Total	
0	92.2	80.4	72.8	56.2	77.8	
1	4.2	12.3	13.6	19.8	11.5	
2	1.6	4.8	7.1	9.8	5.3	
3	0.3	1.8	3.7	4.6	2.3	
4	1.6	0.8	2.8	9.5	3.1	
N of Valid	670	627	493	409	2199	
N of Miss	50	25	31	32	138	

Table 55: Think of your four best friends (the friends you feel closest to). In the past year (12 months), how many of your best friends have: tried beer, wine or hard liquor (for example, vodka, whiskey, or gin) when their parents didn't know about it?






Response	6	8	10	12	Total	
0	84.4	63.4	44.9	34.6	60.4	
1	8.4	16.2	16.8	14.1	13.5	
2	2.2	9.9	12.1	13.4	8.7	
3	2.2	4.2	10.5	12.7	6.6	
4	2.8	6.4	15.6	25.1	10.8	
N of Valid	678	625	494	410	2207	
N of Miss	42	27	30	31	130	

Table 56: Think of your four best friends (the friends you feel closest to). In the past year (12 months), how many of your best friends have: used e-cigarettes, e-cigars, or e-hookahs?






Response	6	8	10	12	Total	
0	94.5	82.6	74.1	63.3	80.7	
1	2.8	10.4	10.1	12.2	8.3	
2	1.3	2.7	8.1	8.5	4.6	
3	0.4	2.2	3.0	5.6	2.5	
4	0.9	2.1	4.7	10.5	3.9	
N of Valid	673	627	494	411	2205	
N of Miss	47	25	30	30	132	



Table 57: Think of your four best friends (the friends you feel closest to). In the past year (12 months), how many of your best friends have: used marijuana?






Response	6	8	10	12	Total	
0	93.8	79.3	57.4	46.1	72.6	
1	3.2	9.2	14.7	15.6	9.8	
2	1.0	5.6	10.7	13.9	6.9	
3	0.7	1.4	7.3	7.8	3.7	
4	1.2	4.5	9.9	16.6	6.9	
N of Valid	677	622	495	410	2204	
N of Miss	43	30	29	31	133	

Table 58: Think of your four best friends (the friends you feel closest to). In the past year (12 months), how many of your best friends have: used prescription drugs or non-prescription drugs for the purpose of getting high?






Response	6	8	10	12	Total	
0	95.4	90.8	82.7	75.3	87.5	
1	2.2	6.7	8.6	10.5	6.5	
2	1.2	1.0	5.5	5.6	2.9	
3	0.6	0.8	1.2	2.4	1.1	
4	0.6	0.8	2.0	6.1	2.0	
N of Valid	672	628	491	409	2200	
N of Miss	48	24	33	32	137	

Table 59: Think of your four best friends (the friends you feel closest to). In the past year (12 months), how many of your best friends have: used synthetic marijuana (K2, spice) or bath salts?






Response	6	8	10	12	Total	
0	97.5	94.1	92.7	88.5	93.8	
1	0.7	4.2	4.3	5.6	3.4	
2	0.7	0.8	1.4	2.2	1.2	
3	0.3	0.3	0.8	0.7	0.5	
4	0.7	0.6	0.8	2.9	1.1	
N of Valid	673	624	492	410	2199	
N of Miss	47	28	32	31	138	

Table 60: Think of your four best friends (the friends you feel closest to). In the past year (12 months), how many of your best friends have: used LSD, cocaine, amphetamines, or other illegal drugs?






Response	6	8	10	12	Total	
0	97.2	95.8	93.5	88.3	94.3	
1	1.9	2.7	3.7	4.6	3.1	
2	0.3	0.5	1.6	3.4	1.2	
3	0.3	0.5	0.2	1.0	0.5	
4	0.3	0.5	1.0	2.7	1.0	
N of Valid	669	623	493	410	2195	
N of Miss	51	29	31	31	142	

Table 61: Think of your four best friends (the friends you feel closest to). In the past year (12 months), how many of your best friends have: been bullied?






Response	6	8	10	12	Total	
0	37.0	47.0	59.0	62.1	49.5	
1	23.8	23.4	18.5	15.6	21.0	
2	16.0	13.3	9.3	10.0	12.6	
3	8.1	7.0	4.3	2.4	5.9	
4	15.0	9.3	8.9	9.8	11.0	
N of Valid	667	615	493	409	2184	
N of Miss	53	37	31	32	153	

Table 62: Think of your four best friends (the friends you feel closest to). In the past year (12 months), how many of your best friends have: been suspended from school?






Response	6	8	10	12	Total	
0	69.8	62.0	68.4	70.6	67.4	
1	16.0	18.8	14.8	15.3	16.4	
2	5.8	9.4	9.9	5.8	7.8	
3	2.2	3.2	3.0	3.2	2.9	
4	6.1	6.5	3.9	5.1	5.5	
N of Valid	673	626	493	411	2203	
N of Miss	47	26	31	30	134	

Table 63: Think of your four best friends (the friends you feel closest to). In the past year (12 months), how many of your best friends have: carried a handgun?






Response	6	8	10	12	Total	
0	90.8	91.7	91.2	86.1	90.3	
1	4.5	3.2	5.3	5.6	4.5	
2	1.8	1.9	1.8	2.7	2.0	
3	0.9	0.5	0.4	1.7	0.8	
4	2.1	2.7	1.2	3.9	2.4	
N of Valid	673	623	491	409	2196	
N of Miss	47	29	33	32	141	

Table 64: Think of your four best friends (the friends you feel closest to). In the past year (12 months), how many of your best friends have: sold illegal drugs?






Response	6	8	10	12	Total	
0	97.9	93.7	87.0	83.5	91.6	
1	1.1	3.5	7.7	7.4	4.4	
2	0.3	1.6	4.1	3.9	2.2	
3	0.5	0.3	0.6	1.0	0.5	
4	0.3	0.8	0.6	4.2	1.2	
N of Valid	662	620	493	407	2182	
N of Miss	58	32	31	34	155	

Table 65: Think of your four best friends (the friends you feel closest to). In the past year (12 months), how many of your best friends have: regularly attended religious services?






Response	6	8	10	12	Total	
0	34.2	29.8	26.4	23.2	29.1	
1	10.3	13.4	13.0	19.6	13.5	
2	11.2	14.1	21.9	20.5	16.2	
3	10.9	15.2	15.5	15.9	14.1	
4	33.5	27.4	23.3	20.8	27.1	
N of Valid	653	610	485	409	2157	
N of Miss	67	42	39	32	180	

Table 66: Think of your four best friends (the friends you feel closest to). In the past year (12 months), how many of your best friends have: stolen or tried to steal a motor vehicle such as a car or motorcycle?






Response	6	8	10	12	Total	
0	95.2	94.9	94.7	93.4	94.7	
1	2.7	2.2	3.5	2.9	2.8	
2	1.0	2.1	1.2	1.5	1.5	
3	0.1	0.3	0.4	1.0	0.4	
4	0.9	0.5	0.2	1.2	0.7	
N of Valid	671	624	487	407	2189	
N of Miss	49	28	37	34	148	

Table 67: Think of your four best friends (the friends you feel closest to). In the past year (12 months), how many of your best friends have: been arrested?






Response	6	8	10	12	Total	
0	91.0	87.1	86.9	87.0	88.2	
1	5.4	7.7	8.4	7.1	7.0	
2	2.4	2.6	2.7	2.9	2.6	
3	0.6	0.2	1.6	1.5	0.9	
4	0.6	2.6	0.4	1.5	1.3	
N of Valid	670	626	489	409	2194	
N of Miss	50	26	35	32	143	

Table 68: Think of your four best friends (the friends you feel closest to). In the past year (12 months), how many of your best friends have: dropped out of school?






Response	6	8	10	12	Total	
0	94.5	96.3	95.7	83.8	93.3	
1	3.6	2.6	2.6	9.6	4.2	
2	0.7	0.6	0.8	3.2	1.2	
3	0.4	0.0	0.2	1.5	0.5	
4	0.7	0.5	0.6	2.0	0.9	
N of Valid	670	625	491	408	2194	
N of Miss	50	27	33	33	143	

Table 69: Think of your four best friends (the friends you feel closest to). In the past year (12 months), how many of your best friends have: been members of a gang?






Response	6	8	10	12	Total	
0	89.8	87.7	89.6	89.0	89.0	
1	3.5	5.6	4.1	3.9	4.3	
2	2.4	2.1	2.7	3.4	2.6	
3	2.0	1.0	0.4	0.7	1.1	
4	2.4	3.7	3.3	2.9	3.1	
N of Valid	664	626	489	408	2187	
N of Miss	56	26	35	33	150	

Table 70: How old were you when you first: smoked marijuana?










Response	6	8	10	12	Total	
Never	98.1	89.2	78.0	62.2	84.4	
10 or younger	1.0	1.6	1.4	2.0	1.5	
11	0.6	1.9	1.2	0.7	1.1	
12	0.3	1.9	2.8	2.5	1.7	
13	0.0	3.7	3.9	2.9	2.5	
14	0.0	1.3	3.5	2.9	1.7	
15	0.0	0.0	7.9	8.4	3.3	
16	0.0	0.0	1.2	9.6	2.0	
17 or older	0.0	0.5	0.0	8.8	1.8	
N of Valid	671	628	492	407	2198	
N of Miss	49	24	32	34	139	

Table 71: How old were you when you first: smoked a cigarette, even just a puff?










Response	6	8	10	12	Total	
Never	91.7	84.4	75.4	62.5	80.6	
10 or younger	5.2	5.6	6.3	5.9	5.7	
11	2.5	4.0	1.8	1.7	2.6	
12	0.4	2.4	2.4	4.2	2.1	
13	0.1	2.7	3.7	4.2	2.4	
14	0.0	0.8	4.7	4.4	2.1	
15	0.0	0.2	4.5	6.6	2.3	
16	0.0	0.0	1.2	4.7	1.1	
17 or older	0.0	0.0	0.0	5.9	1.1	
N of Valid	675	627	491	408	2201	
N of Miss	45	25	33	33	136	

Table 72: How old were you when you first: had more than a sip or two of beer, wine or hard liquor (for example, vodka, whiskey, or gin)?










Response	6	8	10	12	Total	
Never	80.2	62.7	50.2	36.1	60.4	
10 or younger	12.3	11.4	8.6	6.3	10.1	
11	4.8	6.1	3.5	2.9	4.5	
12	2.6	7.8	3.7	6.3	5.0	
13	0.0	8.0	5.9	5.6	4.6	
14	0.0	3.4	11.2	8.0	4.9	
15	0.0	0.3	13.5	11.5	5.2	
16	0.0	0.2	3.5	12.0	3.0	
17 or older	0.0	0.2	0.0	11.2	2.1	
N of Valid	681	625	490	410	2206	
N of Miss	39	27	34	31	131	

Table 73: How old were you when you first: began drinking alcoholic beverages regularly, that is, at least once or twice a month?










Response	6	8	10	12	Total	
Never	97.9	92.7	86.8	73.3	89.4	
10 or younger	0.7	1.6	1.4	1.2	1.2	
11	0.9	1.0	0.2	0.7	0.7	
12	0.4	1.7	0.6	0.2	0.8	
13	0.0	2.2	1.8	2.0	1.4	
14	0.0	0.8	3.0	1.7	1.2	
15	0.0	0.0	4.7	5.1	2.0	
16	0.0	0.0	1.2	7.6	1.7	
17 or older	0.0	0.0	0.2	8.1	1.5	
N of Valid	677	629	492	408	2206	
N of Miss	43	23	32	33	131	

Table 74: How old were you when you first: used Pegaramide (peg, Peggy)?


Response	6	8	10	12	Total	
Never	100.0	100.0	100.0	100.0	100.0	
10 or younger	0.0	0.0	0.0	0.0	0.0	
11	0.0	0.0	0.0	0.0	0.0	
12	0.0	0.0	0.0	0.0	0.0	
13	0.0	0.0	0.0	0.0	0.0	
14	0.0	0.0	0.0	0.0	0.0	
15	0.0	0.0	0.0	0.0	0.0	
16	0.0	0.0	0.0	0.0	0.0	
17 or older	0.0	0.0	0.0	0.0	0.0	
N of Valid	665	625	486	407	2183	
N of Miss	55	27	38	34	154	

Table 75: How old were you when you first: got suspended from school?










Response	6	8	10	12	Total	
Never	86.3	77.7	77.2	79.3	80.5	
10 or younger	8.9	8.1	7.1	4.2	7.4	
11	3.7	4.5	4.1	2.2	3.7	
12	0.9	4.5	2.0	3.2	2.6	
13	0.1	3.7	2.6	2.5	2.1	
14	0.0	1.5	3.0	2.5	1.6	
15	0.0	0.0	3.3	1.7	1.1	
16	0.0	0.0	0.6	1.7	0.5	
17 or older	0.0	0.0	0.0	2.7	0.5	
N of Valid	673	619	492	406	2190	
N of Miss	47	33	32	35	147	

Table 76: How old were you when you first: got arrested?










Response	6	8	10	12	Total	
Never	99.0	95.7	94.1	95.4	96.3	
10 or younger	0.4	0.5	0.2	0.0	0.3	
11	0.3	0.2	1.4	0.5	0.5	
12	0.1	0.5	0.6	0.5	0.4	
13	0.1	2.4	1.0	0.0	1.0	
14	0.0	0.5	0.8	0.7	0.5	
15	0.0	0.2	1.2	0.2	0.4	
16	0.0	0.0	0.6	2.0	0.5	
17 or older	0.0	0.2	0.0	0.7	0.2	
N of Valid	674	627	494	409	2204	
N of Miss	46	25	30	32	133	



Table 77: How old were you when you first: carried a handgun?


Response	6	8	10	12	Total	
Never	91.6	93.6	92.9	92.4	92.6	
10 or younger	5.0	0.8	1.8	0.7	2.3	
11	2.7	1.3	1.2	0.5	1.5	
12	0.6	1.3	0.6	0.7	0.8	
13	0.0	1.8	1.0	0.5	0.8	
14	0.0	1.1	1.6	2.0	1.0	
15	0.0	0.2	0.6	0.2	0.2	
16	0.0	0.0	0.2	1.2	0.3	
17 or older	0.1	0.0	0.0	1.7	0.4	
N of Valid	675	628	490	407	2200	
N of Miss	45	24	34	34	137	

Table 78: How old were you when you first: used e-cigarettes, e-cigars, or e-hookahs (vaping)?


Response	6	8	10	12	Total	
Never	96.4	90.4	82.4	69.4	86.5	
10 or younger	1.6	0.6	0.6	0.2	0.9	
11	1.5	1.9	0.6	0.5	1.2	
12	0.3	3.4	2.4	2.7	2.1	
13	0.0	2.9	2.6	3.4	2.1	
14	0.0	0.8	4.9	5.4	2.3	
15	0.0	0.0	4.7	7.4	2.4	
16	0.1	0.0	1.8	6.4	1.6	
17 or older	0.0	0.0	0.0	4.7	0.9	
N of Valid	668	624	493	408	2193	
N of Miss	52	28	31	33	144	

Table 79: How old were you when you first: belonged to a gang?










Response	6	8	10	12	Total	
Never	95.2	93.3	95.7	95.4	94.8	
10 or younger	1.5	1.3	0.8	0.5	1.1	
11	1.8	1.3	0.2	0.0	1.0	
12	1.2	1.4	0.6	0.5	1.0	
13	0.3	1.6	0.6	1.0	0.9	
14	0.0	0.8	0.6	1.2	0.6	
15	0.0	0.2	0.8	0.2	0.3	
16	0.0	0.0	0.6	0.7	0.3	
17 or older	0.0	0.2	0.0	0.5	0.1	
N of Valid	670	627	492	409	2198	
N of Miss	50	25	32	32	139	

Table 80: How old were you when you first: used prescription drugs not prescribed to you?










Response	6	8	10	12	Total	
Never	97.6	94.9	90.8	89.9	93.9	
10 or younger	1.6	1.0	1.6	1.0	1.3	
11	0.7	0.6	0.6	0.2	0.6	
12	0.0	1.0	1.2	0.7	0.7	
13	0.0	1.6	1.0	0.7	0.8	
14	0.0	0.8	1.2	1.7	0.8	
15	0.0	0.2	3.3	1.7	1.1	
16	0.0	0.0	0.2	2.5	0.5	
17 or older	0.0	0.0	0.0	1.5	0.3	
N of Valid	677	629	491	407	2204	
N of Miss	43	23	33	34	133	

Table 81: How wrong do you think it is for someone your age to: take a handgun to school?

Response	6	8	10	12	Total	
Very wrong	87.8	84.0	80.8	84.4	84.5	
Wrong	7.2	11.1	11.9	9.3	9.7	
A little bit wrong	3.5	2.8	5.1	3.7	3.7	
Not at all wrong	1.5	2.0	2.2	2.7	2.0	
N of Valid	683	638	489	410	2220	
N of Miss	37	14	35	31	117	

Table 82: How wrong do you think it is for someone your age to: steal anything?

Response	6	8	10	12	Total	
Very wrong	71.6	59.8	63.4	70.5	66.2	
Wrong	22.4	29.0	25.5	22.9	25.1	
A little bit wrong	5.1	9.6	9.3	5.9	7.5	
Not at all wrong	0.9	1.6	1.9	0.7	1.3	
N of Valid	682	635	486	410	2213	
N of Miss	38	17	38	31	124	

Table 83: How wrong do you think it is for someone your age to: pick a fight with someone?

Response	6	8	10	12	Total	
Very wrong	56.7	45.7	45.8	51.7	50.2	
Wrong	25.3	30.6	29.2	26.6	27.9	
A little bit wrong	13.3	18.8	20.1	18.3	17.3	
Not at all wrong	4.7	4.9	4.9	3.4	4.6	
N of Valid	677	633	487	410	2207	
N of Miss	43	19	37	31	130	

Table 84: How wrong do you think it is for someone your age to: attack someone with the idea of seriously hurting them?





Response	6	8	10	12	Total	
Very wrong	87.9	77.0	74.0	72.0	78.8	
Wrong	7.1	14.7	15.3	17.8	13.0	
A little bit wrong	2.8	4.1	7.6	8.0	5.2	
Not at all wrong	2.2	4.3	3.1	2.2	3.0	
N of Valid	680	634	485	410	2209	
N of Miss	40	18	39	31	128	

Table 85: How wrong do you think it is for someone your age to: stay away from school all day when their parents think they are at school?





Response	6	8	10	12	Total	
Very wrong	82.0	64.8	54.1	55.4	66.0	
Wrong	11.5	24.0	28.6	26.6	21.7	
A little bit wrong	5.0	9.3	14.0	15.5	10.2	
Not at all wrong	1.5	1.9	3.3	2.5	2.2	
N of Valid	676	633	486	406	2201	
N of Miss	44	19	38	35	136	

Table 86: How wrong do you think it is for someone your age to: drink beer, wine or hard liquor (for example, vodka, whiskey, or gin) regularly?





Response	6	8	10	12	Total	
Very wrong	87.3	65.4	48.6	42.2	64.1	
Wrong	8.0	20.4	22.5	22.1	17.3	
A little bit wrong	3.2	11.0	19.9	24.0	13.0	
Not at all wrong	1.5	3.2	9.0	11.8	5.5	
N of Valid	679	628	488	408	2203	
N of Miss	41	24	36	33	134	

Table 87: How wrong do you think it is for someone your age to: smoke cigarettes?





Response	6	8	10	12	Total	
Very wrong	88.5	76.0	65.2	55.5	73.6	
Wrong	7.7	16.8	21.6	17.6	15.2	
A little bit wrong	2.4	5.4	8.0	17.1	7.2	
Not at all wrong	1.5	1.7	5.2	9.8	3.9	
N of Valid	677	630	485	409	2201	
N of Miss	43	22	39	32	136	

Table 88: How wrong do you think it is for someone your age to: smoke marijuana?





Response	6	8	10	12	Total	
Very wrong	92.0	75.6	57.4	46.3	71.2	
Wrong	4.5	12.0	13.6	18.9	11.3	
A little bit wrong	1.8	7.9	15.7	17.9	9.6	
Not at all wrong	1.8	4.4	13.2	16.9	7.9	
N of Valid	674	632	484	408	2198	
N of Miss	46	20	40	33	139	

Table 89: How wrong do you think it is for someone your age to: use prescription drugs or non-prescription drugs for the purpose of getting high?





Response	6	8	10	12	Total	
Very wrong	93.0	85.5	78.1	76.0	84.4	
Wrong	5.2	11.4	14.3	16.1	11.0	
A little bit wrong	0.9	2.1	4.8	4.6	2.8	
Not at all wrong	0.9	1.0	2.9	3.2	1.8	
N of Valid	674	629	483	409	2195	
N of Miss	46	23	41	32	142	

Table 90: How wrong do you think it is for someone your age to: use synthetic marijuana (K2, spice) or bath salts?





Response	6	8	10	12	Total	
Very wrong	94.2	88.2	87.4	86.0	89.4	
Wrong	3.7	9.1	9.1	9.3	7.5	
A little bit wrong	0.9	2.1	1.9	2.2	1.7	
Not at all wrong	1.2	0.6	1.7	2.5	1.4	
N of Valid	671	626	484	408	2189	
N of Miss	49	26	40	33	148	

Table 91: How wrong do you think it is for someone your age to: use LSD, cocaine, amphetamines or another illegal drug?





Response	6	8	10	12	Total	
Very wrong	96.3	91.4	87.8	86.0	91.1	
Wrong	2.4	7.0	8.7	9.3	6.4	
A little bit wrong	0.1	1.0	1.4	2.2	1.0	
Not at all wrong	1.2	0.6	2.1	2.5	1.5	
N of Valid	674	631	483	408	2196	
N of Miss	46	21	41	33	141	

Table 92: How wrong do you think it is for someone your age to: use e-cigarettes, e-cigars or e-hookahs (vaping)?





Response	6	8	10	12	Total	
Very wrong	89.6	75.8	61.2	53.8	72.7	
Wrong	6.5	13.2	15.5	12.0	11.4	
A little bit wrong	1.8	7.5	11.4	18.3	8.6	
Not at all wrong	2.1	3.5	12.0	15.9	7.2	
N of Valid	675	629	484	409	2197	
N of Miss	45	23	40	32	140	

Table 93: At school during the past 12 months, did you receive help from the resource teacher, speech therapist or other special education teacher?

Response	6	8	10	12	Total
No	0.0	0.0	0.0	0.0	0.0
Yes	0.0	0.0	0.0	0.0	0.0
N of Valid	0	0	0	0	0
N of Miss	0	0	0	0	0

Table 94: How many times in the past year (12 months) have you: been suspended from school?

Response	6	8	10	12	Total
Never	90.4	84.9	89.2	92.1	88.9
1 to 2 times	7.1	11.9	8.7	6.4	8.7
3 to 5 times	1.3	2.2	1.0	1.2	1.5
6 to 9 times	0.3	0.5	0.6	0.2	0.4
10+ times	0.9	0.5	0.4	0.0	0.5
N of Valid	679	630	483	405	2197
N of Miss	41	22	41	36	140

Table 95: How many times in the past year (12 months) have you: carried a handgun?

Response	6	8	10	12	Total
Never	92.9	93.8	95.0	91.8	93.4
1 to 2 times	3.3	2.9	2.3	4.0	3.1
3 to 5 times	1.5	1.4	0.6	1.5	1.3
6 to 9 times	0.4	0.3	0.8	0.5	0.5
10+ times	1.9	1.6	1.3	2.2	1.7
N of Valid	674	628	479	404	2185
N of Miss	46	24	45	37	152

Table 96: How many times in the past year (12 months) have you: sold illegal drugs?


Response	6	8	10	12	Total	
Never	99.4	99.0	96.0	93.8	97.5	
1 to 2 times	0.4	0.3	2.5	3.5	1.4	
3 to 5 times	0.1	0.5	0.6	1.0	0.5	
6 to 9 times	0.0	0.0	0.2	0.7	0.2	
10+ times	0.0	0.2	0.6	1.0	0.4	
N of Valid	670	627	479	405	2181	
N of Miss	50	25	45	36	156	

Table 97: How many times in the past year (12 months) have you: stolen or tried to steal a motor vehicle such as a car or motorcycle?


Response	6	8	10	12	Total	
Never	99.0	98.6	98.6	97.5	98.5	
1 to 2 times	0.6	1.1	0.6	1.0	0.8	
3 to 5 times	0.0	0.0	0.6	0.2	0.2	
6 to 9 times	0.0	0.2	0.0	0.5	0.1	
10+ times	0.4	0.2	0.2	0.7	0.4	
N of Valid	672	627	483	406	2188	
N of Miss	48	25	41	35	149	

Table 98: How many times in the past year (12 months) have you: participated in clubs, organizations or activities at school?


Response	6	8	10	12	Total	
Never	43.7	34.3	33.6	30.1	36.3	
1 to 2 times	25.0	21.7	20.1	18.0	21.7	
3 to 5 times	12.7	17.7	13.7	14.8	14.7	
6 to 9 times	6.0	6.9	5.8	8.9	6.7	
10+ times	12.7	19.3	26.8	28.1	20.6	
N of Valid	671	626	482	405	2184	
N of Miss	49	26	42	36	153	



Table 99: How many times in the past year (12 months) have you: been arrested?


Response	6	8	10	12	Total	
Never	99.0	96.0	95.3	96.0	96.8	
1 to 2 times	0.9	2.9	3.3	2.7	2.3	
3 to 5 times	0.0	1.0	1.0	0.5	0.6	
6 to 9 times	0.1	0.2	0.0	0.2	0.1	
10+ times	0.0	0.0	0.4	0.5	0.2	
N of Valid	675	627	485	403	2190	
N of Miss	45	25	39	38	147	

Table 100: How many times in the past year (12 months) have you: attacked someone with the idea of seriously hurting them?


Response	6	8	10	12	Total	
Never	91.7	88.8	89.4	92.3	90.5	
1 to 2 times	5.8	6.7	7.5	5.2	6.3	
3 to 5 times	1.8	2.1	2.5	1.0	1.9	
6 to 9 times	0.6	1.0	0.2	0.5	0.6	
10+ times	0.1	1.4	0.4	1.0	0.7	
N of Valid	675	627	483	405	2190	
N of Miss	45	25	41	36	147	

Table 101: How many times in the past year (12 months) have you: been drunk or high at school?


Response	6	8	10	12	Total	
Never	99.1	95.1	90.5	85.6	93.5	
1 to 2 times	0.4	2.4	5.4	7.7	3.4	
3 to 5 times	0.0	1.0	1.9	2.7	1.2	
6 to 9 times	0.3	0.5	0.8	0.7	0.5	
10+ times	0.1	1.1	1.5	3.2	1.3	
N of Valid	673	627	482	404	2186	
N of Miss	47	25	42	37	151	

Table 102: How many times in the past year (12 months) have you: taken a handgun to school?






Response	6	8	10	12	Total	
Never	99.7	99.4	99.4	97.5	99.1	
1 to 2 times	0.3	0.5	0.2	1.0	0.5	
3 to 5 times	0.0	0.0	0.0	0.5	0.1	
6 to 9 times	0.0	0.0	0.2	0.5	0.1	
10+ times	0.0	0.2	0.2	0.5	0.2	
N of Valid	669	627	481	405	2182	
N of Miss	51	25	43	36	155	

Table 103: How many times in the past year (12 months) have you: used e-cigarettes, e-cigars, or e-hookahs (vaping)?






Response	6	8	10	12	Total	
Never	99.7	99.4	99.4	97.5	99.1	
1 to 2 times	0.3	0.5	0.2	1.0	0.5	
3 to 5 times	0.0	0.0	0.0	0.5	0.1	
6 to 9 times	0.0	0.0	0.2	0.5	0.1	
10+ times	0.0	0.2	0.2	0.5	0.2	
N of Valid	669	627	481	405	2182	
N of Miss	51	25	43	36	155	

Table 104: Are you currently on probation, or assigned a probation officer with Juvenile Court?



Response	6	8	10	12	Total	
No	99.0	97.4	97.4	97.8	98.0	
Yes	1.0	2.6	2.6	2.2	2.0	
N of Valid	576	500	390	318	1784	
N of Miss	144	152	134	123	553	

Table 105: Have you ever belonged to a gang?






Response	6	8	10	12	Total	
No	93.6	90.4	91.0	91.8	91.8	
No, but would like to	1.0	2.1	2.1	2.7	1.9	
Yes, in the past	2.9	3.9	3.7	1.2	3.1	
Yes, belong now	2.0	3.2	3.1	4.2	3.0	
Yes, but would like to get out	0.4	0.5	0.2	0.0	0.3	
N of Valid	689	633	487	401	2210	
N of Miss	31	19	37	40	127	

Table 106: If you have ever belonged to a gang, did that gang have a name?




Response	6	8	10	12	Total	
No	17.1	11.5	13.4	17.2	14.7	
Yes	5.3	7.4	7.2	5.0	6.2	
I have never belonged to a gang	77.6	81.1	79.4	77.9	79.1	
N of Valid	680	625	485	402	2192	
N of Miss	40	27	39	39	145	

Table 107: You are at a party at someone's house, and one of your friends offers you a drink containing alcohol. What would you say or do?





Response	6	8	10	12	Total	
Drink it	3.8	16.8	33.0	41.2	20.8	
Tell your friend, 'No thanks, I don't drink' and suggest that you and your friend go and do something else	46.9	37.5	29.3	23.3	36.0	
Just say, 'No thanks' and walk away	31.4	31.6	30.5	27.0	30.4	
Make up a good excuse, tell your friend you had something else to do, and leave	17.9	14.1	7.2	8.4	12.7	
N of Valid	682	624	485	403	2194	
N of Miss	38	28	39	38	143	

Table 108: How often do you attend religious services or activities?





Response	6	8	10	12	Total	
Never	19.5	12.8	14.9	16.2	16.0	
Rarely	20.8	24.7	23.0	25.6	23.3	
1-2 Times a Month	11.1	15.7	16.8	13.2	14.1	
About Once a Week or More	48.7	46.7	45.2	45.0	46.7	
N of Valid	678	623	482	402	2185	
N of Miss	42	29	42	39	152	

Table 109: I think sometimes it's okay to cheat at school.





Response	6	8	10	12	Total	
NO!	60.2	32.4	20.5	21.0	36.3	
no	29.7	43.7	35.1	31.8	35.3	
yes	8.5	21.1	31.7	38.2	22.7	
YES!	1.5	2.9	12.7	9.0	5.7	
N of Valid	679	627	479	400	2185	
N of Miss	41	25	45	41	152	

Table 110: It is important to think before you act.





Response	6	8	10	12	Total	
NO!	3.7	1.8	1.5	2.0	2.3	
no	1.8	3.5	2.9	2.0	2.6	
yes	25.5	37.9	40.7	36.9	34.5	
YES!	69.0	56.8	54.9	59.1	60.6	
N of Valid	671	623	477	401	2172	
N of Miss	49	29	47	40	165	

Table 111: Sometimes I think that life is not worth it.





Response	6	8	10	12	Total	
NO!	55.6	45.3	38.6	44.4	46.8	
no	19.8	22.8	25.5	24.2	22.7	
yes	13.8	21.2	21.7	19.7	18.8	
YES!	10.8	10.7	14.1	11.6	11.6	
N of Valid	658	618	474	396	2146	
N of Miss	62	34	50	45	191	

Table 112: At times I think I am no good at all.





Response	6	8	10	12	Total	
NO!	37.3	32.0	29.7	33.6	33.4	
no	22.0	23.0	25.5	25.5	23.7	
yes	26.5	31.5	30.7	27.3	29.0	
YES!	14.1	13.5	14.1	13.6	13.8	
N of Valid	667	622	475	396	2160	
N of Miss	53	30	49	45	177	

Table 113: All in all, I am inclined to think that I am a failure.





Response	6	8	10	12	Total	
NO!	54.1	45.3	40.4	44.8	46.8	
no	25.1	30.6	32.6	29.8	29.2	
yes	13.6	16.8	16.7	15.8	15.6	
YES!	7.3	7.4	10.4	9.7	8.4	
N of Valid	662	625	473	393	2153	
N of Miss	58	27	51	48	184	

Table 114: In the past year, have you felt depressed or sad MOST days, even if you felt okay sometimes?





Response	6	8	10	12	Total	
NO!	33.9	30.9	28.3	29.3	30.9	
no	19.3	23.0	19.8	20.2	20.6	
yes	28.4	28.2	27.6	30.1	28.5	
YES!	18.5	17.9	24.3	20.5	20.0	
N of Valid	670	625	474	396	2165	
N of Miss	50	27	50	45	172	

Table 115: It is all right to beat up people if they start the fight.





Response	6	8	10	12	Total	
NO!	44.5	25.6	24.7	21.5	30.5	
no	17.9	19.8	20.1	21.5	19.6	
yes	18.7	26.2	26.4	28.3	24.3	
YES!	19.0	28.5	28.9	28.8	25.7	
N of Valid	670	622	478	396	2166	
N of Miss	50	30	46	45	171	

Table 116: I think it is okay to take something without asking if you can get away with it.





Response	6	8	10	12	Total	
NO!	75.8	62.1	59.5	62.4	65.8	
no	19.5	31.6	33.6	30.2	28.0	
yes	2.8	4.8	3.8	4.8	4.0	
YES!	1.9	1.4	3.2	2.5	2.2	
N of Valid	673	626	476	394	2169	
N of Miss	47	26	48	47	168	

Table 117: Where do you get the most information about living a drug and alcohol free life? Parents/guardians





Response	6	8	10	12	Total	
All the time	57.0	54.1	51.3	52.7	54.1	
Most	16.3	19.1	19.1	17.5	17.9	
Some	11.5	16.4	18.1	15.7	15.1	
Very little	15.2	10.4	11.5	14.2	12.8	
N of Valid	663	614	470	395	2142	
N of Miss	57	38	54	46	195	

Table 118: Where do you get the most information about living a drug and alcohol free life? Friends





Response	6	8	10	12	Total	
All the time	21.8	18.0	14.2	15.1	17.8	
Most	14.2	17.3	14.2	16.1	15.4	
Some	26.0	26.7	29.5	29.4	27.6	
Very little	38.0	38.1	42.1	39.4	39.2	
N of Valid	642	596	458	391	2087	
N of Miss	78	56	66	50	250	

Table 119: Where do you get the most information about living a drug and alcohol free life? Family members





Response	6	8	10	12	Total	
All the time	51.5	47.3	37.1	35.8	44.2	
Most	17.8	20.8	23.8	20.7	20.5	
Some	14.1	18.6	20.7	21.5	18.2	
Very little	16.6	13.3	18.4	22.0	17.0	
N of Valid	645	607	463	391	2106	
N of Miss	75	45	61	50	231	

Table 120: Where do you get the most information about living a drug and alcohol free life? School





Response	6	8	10	12	Total	
All the time	55.6	51.1	42.4	41.9	48.8	
Most	20.6	20.2	19.2	19.5	20.0	
Some	9.4	17.4	20.9	20.3	16.3	
Very little	14.4	11.3	17.5	18.3	14.9	
N of Valid	646	603	469	394	2112	
N of Miss	74	49	55	47	225	

Table 121: Where do you get the most information about living a drug and alcohol free life? Internet





Response	6	8	10	12	Total	
All the time	22.8	19.8	18.9	16.6	19.9	
Most	14.2	15.1	10.9	12.5	13.4	
Some	20.8	26.2	29.1	28.3	25.6	
Very little	42.2	38.9	41.1	42.6	41.1	
N of Valid	635	602	460	392	2089	
N of Miss	85	50	64	49	248	

Table 122: Where do you get the most information about living a drug and alcohol free life? TV





Response	6	8	10	12	Total	
All the time	27.2	23.7	20.3	16.7	22.7	
Most	17.1	18.4	14.9	12.6	16.1	
Some	20.2	28.1	29.9	33.2	27.0	
Very little	35.5	29.8	34.8	37.5	34.1	
N of Valid	639	604	462	389	2094	
N of Miss	81	48	62	52	243	



Table 123: Where do you get the most information about living a drug and alcohol free life? Social media

Response	6	8	10	12	Total
All the time	22.2	18.1	16.6	16.3	18.7
Most	12.0	12.6	11.4	9.4	11.5
Some	16.9	24.7	27.2	31.0	24.1
Very little	49.0	44.6	44.7	43.3	45.7
N of Valid	627	596	463	393	2079
N of Miss	93	56	61	48	258

Table 124: How much do you think people risk harming themselves (physically or in other ways) if they: smoked one or more packs of cigarettes per day?

Response	6	8	10	12	Total
No risk	17.7	12.8	11.1	9.9	13.4
Slight risk	6.2	7.6	7.6	8.9	7.4
Moderate risk	18.8	21.2	19.2	20.1	19.8
Great risk	57.3	58.3	62.1	61.2	59.3
N of Valid	665	617	459	394	2135
N of Miss	55	35	65	47	202

Table 125: How much do you think people risk harming themselves (physically or in other ways) if they: try marijuana once or twice?

Response	6	8	10	12	Total
No risk	21.3	24.1	34.1	44.5	29.2
Slight risk	20.0	26.7	29.9	28.8	25.7
Moderate risk	23.3	22.5	16.9	10.7	19.4
Great risk	35.4	26.6	19.1	16.0	25.8
N of Valid	661	617	455	393	2126
N of Miss	59	35	69	48	211

Table 126: How much do you think people risk harming themselves (physically or in other ways) if they: smoke marijuana once or twice a week?





Response	6	8	10	12	Total	
No risk	20.1	19.6	25.2	34.1	23.7	
Slight risk	9.1	14.4	22.1	24.7	16.4	
Moderate risk	20.4	27.7	21.5	18.8	22.4	
Great risk	50.3	38.3	31.1	22.4	37.5	
N of Valid	656	603	456	393	2108	
N of Miss	64	49	68	48	229	

Table 127: How much do you think people risk harming themselves (physically or in other ways) if they: take one or two drinks of an alcoholic beverage (beer, wine, liquor) nearly every day?





Response	6	8	10	12	Total	
No risk	19.4	16.2	15.7	14.7	16.8	
Slight risk	14.2	19.2	18.7	29.1	19.4	
Moderate risk	23.2	25.4	27.9	24.6	25.1	
Great risk	43.2	39.2	37.7	31.6	38.7	
N of Valid	660	610	459	395	2124	
N of Miss	60	42	65	46	213	

Table 128: How much do you think people risk harming themselves (physically or in other ways) if they: have five or more drinks of an alcoholic beverage once or twice a weekend?





Response	6	8	10	12	Total	
No risk	18.3	13.1	12.6	14.9	14.9	
Slight risk	10.0	13.1	15.7	16.9	13.4	
Moderate risk	17.9	25.3	27.2	27.3	23.8	
Great risk	53.8	48.6	44.6	40.9	47.9	
N of Valid	660	613	460	396	2129	
N of Miss	60	39	64	45	208	

Table 129: How much do you think people risk harming themselves (physically or in other ways) if they: use prescription drugs that are not prescribed to them?


Response	6	8	10	12	Total	
No risk	17.9	11.9	10.3	9.1	12.9	
Slight risk	7.0	6.0	9.8	9.3	7.8	
Moderate risk	16.6	18.5	17.7	18.2	17.7	
Great risk	58.5	63.6	62.1	63.4	61.7	
N of Valid	661	612	457	396	2126	
N of Miss	59	40	67	45	211	

Table 130: How much do you think people risk harming themselves (physically or in other ways) if they: use non-prescription drugs to get high?


Response	6	8	10	12	Total	
No risk	19.1	12.7	9.8	10.7	13.7	
Slight risk	4.2	5.5	8.1	8.6	6.2	
Moderate risk	15.2	16.8	15.5	16.0	15.9	
Great risk	61.5	64.9	66.7	64.7	64.2	
N of Valid	665	613	459	394	2131	
N of Miss	55	39	65	47	206	

Table 131: How much do you think people risk harming themselves (physically or in other ways) if they: use e-cigarettes, e-cigars, or e-hookahs?

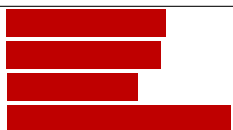
Response	6	8	10	12	Total	
No risk	20.9	21.1	27.4	28.7	23.8	
Slight risk	14.5	24.7	24.5	32.0	22.8	
Moderate risk	21.3	18.1	19.9	15.7	19.0	
Great risk	43.4	36.2	28.2	23.6	34.4	
N of Valid	657	608	457	394	2116	
N of Miss	63	44	67	47	221	

Table 132: Have you ever used smokeless tobacco (chew, snuff, plug, dipping tobacco, or chewing tobacco)?


Response	6	8	10	12	Total	
Never	95.8	90.0	85.8	80.6	89.2	
Once or Twice	3.0	6.8	7.2	9.3	6.2	
Once in a while but not regularly	0.7	1.9	2.6	3.3	2.0	
Regularly in the past	0.0	0.8	2.8	2.3	1.3	
Regularly now	0.4	0.5	1.5	4.5	1.4	
N of Valid	670	617	459	397	2143	
N of Miss	50	35	65	44	194	

Table 133: How often have you used smokeless tobacco during the past 30 days?


Response	6	8	10	12	Total	
Not at all	98.5	96.7	93.5	92.2	95.7	
Once or twice	1.0	2.1	3.0	2.0	2.0	
Once or twice per week	0.1	0.7	1.5	0.8	0.7	
Three to five times per week	0.0	0.2	0.9	0.5	0.3	
About once a day	0.1	0.2	0.0	0.5	0.2	
More than once a day	0.1	0.2	1.1	4.0	1.1	
N of Valid	669	614	460	396	2139	
N of Miss	51	38	64	45	198	

Table 134: Have you ever smoked cigarettes?


Response	6	8	10	12	Total	
Never	92.1	85.0	77.8	65.3	82.1	
Once or Twice	6.6	11.4	13.3	17.1	11.3	
Once in a while but not regularly	0.9	2.9	6.3	6.9	3.7	
Regularly in the past	0.1	0.5	1.3	4.6	1.3	
Regularly now	0.3	0.2	1.3	6.1	1.5	
N of Valid	669	615	460	392	2136	
N of Miss	51	37	64	49	201	

Table 135: How frequently have you smoked cigarettes during the past 30 days?


Response	6	8	10	12	Total	
Not at all	98.2	97.5	94.1	85.8	94.8	
Less than one cigarette per day	1.0	2.1	3.3	7.1	3.0	
One to five cigarettes per day	0.3	0.2	1.7	3.0	1.1	
About one-half pack per day	0.3	0.2	0.7	3.6	0.9	
About one pack per day	0.1	0.0	0.0	0.0	0.0	
About one and one-half packs per day	0.0	0.0	0.0	0.3	0.0	
Two packs or more per day	0.0	0.0	0.2	0.3	0.1	
N of Valid	668	612	459	394	2133	
N of Miss	52	40	65	47	204	

Table 136: Which statement best describes rules about smoking inside your home or your family cars?


Response	6	8	10	12	Total	
Smoking is not allowed anywhere inside your home or cars	65.9	63.8	68.0	71.3	66.8	
Smoking is allowed in some places and at some times or in some cars	10.5	12.4	11.1	10.2	11.1	
Smoking is allowed anywhere inside the home or cars	2.1	2.8	3.3	2.3	2.6	
There are no rules about smoking inside the home or cars	4.7	4.6	5.9	7.1	5.4	
I don't know	16.8	16.5	11.7	9.1	14.2	
N of Valid	666	607	460	394	2127	
N of Miss	54	45	64	47	210	

Table 137: Have you ever used e-cigarettes, e-cigars, or e-hookahs (vaping)?


Response	6	8	10	12	Total	
Never	94.4	85.9	76.9	62.2	82.2	
Once or Twice	4.2	9.2	8.5	19.8	9.5	
Once in a while but not regularly	0.8	3.0	10.2	9.4	5.0	
Regularly in the past	0.5	1.6	1.7	5.8	2.1	
Regularly now	0.2	0.3	2.6	2.8	1.2	
N of Valid	664	608	459	394	2125	
N of Miss	56	44	65	47	212	

Table 138: How frequently have you used e-cigarettes, e-cigars, or e-hookahs (vaping)?


Response	6	8	10	12	Total	
Not at all	98.0	95.6	87.4	81.6	92.0	
Less than 10 puffs per day	1.1	3.1	9.1	10.5	5.1	
10 to 50 puffs per day	0.2	0.7	1.5	4.6	1.4	
About one-half cartomiser per day	0.2	0.2	1.3	1.5	0.7	
About one cartomiser per day	0.3	0.3	0.4	1.0	0.5	
About one and one-half cartomisers per day	0.2	0.2	0.0	0.3	0.1	
Two cartomisers or more per day	0.2	0.0	0.2	0.5	0.2	
N of Valid	659	607	452	391	2109	
N of Miss	61	45	72	50	228	

Table 139: During this school year, were you taught in any of your classes about the dangers of tobacco use?

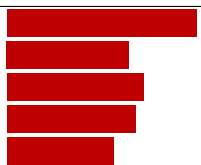
Response	6	8	10	12	Total	
Never	14.5	27.0	36.2	46.4	28.7	
Rarely	10.6	19.2	23.0	20.4	17.6	
Sometimes	18.1	24.2	20.6	16.3	20.0	
Often	29.9	16.6	11.6	11.0	18.6	
Almost always	27.0	12.9	8.5	5.9	15.0	
N of Valid	653	603	447	392	2095	
N of Miss	67	49	77	49	242	

Table 140: During the past 12 months, have you participated in any community activities to discourage people your age from using cigarettes, chewing tobacco, snuff, dip or cigars, e-cigarettes, e-cigars, or e-hookahs?


Response	6	8	10	12	Total	
Never	60.4	66.9	72.9	74.5	67.6	
Rarely	12.7	14.1	11.0	13.5	12.9	
Sometimes	12.2	11.1	10.1	6.1	10.3	
Often	7.6	4.7	4.5	2.8	5.2	
Almost always	7.1	3.2	1.6	3.1	4.0	
N of Valid	646	601	446	392	2085	
N of Miss	74	51	78	49	252	

Table 141: Think back over the last two weeks. How many times have you had five or more alcoholic drinks in a row?







Response	6	8	10	12	Total	
None	96.7	92.4	88.2	78.8	90.3	
Once	1.4	4.0	4.0	6.6	3.7	
Twice	0.6	1.2	3.1	6.1	2.3	
3-5 times	0.6	1.8	2.7	5.1	2.2	
6-9 times	0.3	0.3	1.1	0.5	0.5	
10 or more times	0.5	0.3	0.9	2.8	1.0	
N of Valid	659	602	449	392	2102	
N of Miss	61	50	75	49	235	

Table 142: During the past 30 days, how many times did you ride in a car or other vehicle driven by someone who had been drinking alcohol or using drugs to get high?






Response	6	8	10	12	Total	
0 times	83.8	84.4	79.9	78.6	82.2	
1 time	6.3	6.5	8.9	8.4	7.3	
2 or 3 times	4.9	5.0	6.0	7.7	5.7	
4 or 5 times	1.2	1.2	1.8	2.0	1.5	
6 or more times	3.8	3.0	3.3	3.3	3.4	
N of Valid	655	604	448	392	2099	
N of Miss	65	48	76	49	238	

Table 143: During the past 30 days, how many times did you drive a car or other vehicle when you had been drinking alcohol or using drugs to get high?







Response	6	8	10	12	Total	
I did not drive a car in the past 30 days	44.7	50.3	40.9	20.6	40.9	
0 times	53.9	47.4	54.8	66.3	54.6	
1 time	0.6	1.2	1.6	6.4	2.1	
2 or 3 times	0.6	0.3	1.4	4.6	1.5	
4 or 5 times	0.0	0.3	0.2	0.3	0.2	
6 or more times	0.2	0.5	1.1	1.8	0.8	
N of Valid	636	587	440	389	2052	
N of Miss	84	65	84	52	285	

Table 144: If you drank alcohol (not just a sip or taste) in the past year, where did you usually drink it?

Response	6	8	10	12	Total	
I did not drink alcohol in the past year	92.9	79.9	65.1	51.7	75.7	
At my home	3.4	9.0	13.8	13.6	9.1	
At someone else's home	2.0	7.0	18.1	25.6	11.2	
At an open area like a park, beach, field, back road, woods, or a street corner	0.8	1.7	1.4	5.1	2.0	
At a sporting event or concert	0.5	0.2	0.2	0.8	0.4	
At a restaurant, bar, or a nightclub	0.0	0.7	0.2	1.3	0.5	
At an empty building or a construction site	0.3	0.2	0.0	0.3	0.2	
At a hotel/motel	0.0	0.7	0.9	0.8	0.5	
An a car	0.0	0.3	0.2	0.5	0.2	
At school	0.2	0.3	0.0	0.3	0.2	
N of Valid	651	587	436	375	2049	
N of Miss	69	65	88	66	288	

Table 145: How do you feel about someone your age having one or two drinks of an alcoholic beverage nearly every day?

Response	6	8	10	12	Total	
Neither approve nor disapprove	25.2	30.3	35.1	35.9	30.8	
Somewhat disapprove	6.4	13.1	17.0	21.3	13.4	
Strongly disapprove	49.3	41.4	32.4	31.0	40.0	
Don't know or can't say	19.1	15.2	15.4	11.8	15.8	
N of Valid	655	597	447	390	2089	
N of Miss	65	55	77	51	248	

Table 146: On how many occasions have you had alcoholic beverages (beer, wine or hard liquor) to drink in your lifetime - more than just a few sips?

Response	6	8	10	12	Total	
0	88.4	71.7	54.9	43.9	68.3	
1-2	8.2	15.2	19.5	13.4	13.6	
3-5	2.0	7.1	11.3	11.9	7.3	
6-9	0.5	2.6	3.4	7.8	3.1	
10+	0.9	3.3	10.9	23.0	7.8	
N of Valid	658	605	441	387	2091	
N of Miss	62	47	83	54	246	



Table 147: On how many occasions have you drunk one of more drinks of an alcoholic beverage during the past 30 days?


Response	6	8	10	12	Total	
0	98.2	91.2	85.9	70.0	88.3	
1-2	0.8	5.8	9.3	17.8	7.2	
3-5	0.8	1.8	2.3	3.9	2.0	
6-9	0.2	0.8	1.6	2.6	1.1	
10+	0.2	0.3	0.9	5.7	1.4	
N of Valid	650	601	440	387	2078	
N of Miss	70	51	84	54	259	

Table 148: On how many occasions have you used marijuana (grass, pot) or hashish (hash, hash oil) in your lifetime?


Response	6	8	10	12	Total	
0	98.0	90.5	78.9	66.8	86.0	
1-2	1.2	3.8	7.6	8.0	4.6	
3-5	0.3	1.7	2.3	7.0	2.4	
6-9	0.2	0.8	2.3	3.1	1.4	
10+	0.3	3.2	8.9	15.0	5.7	
N of Valid	647	602	436	386	2071	
N of Miss	73	50	88	55	266	

Table 149: On how many occasions have you used marijuana (grass, pot) or hashish (hash, hash oil) during the past 30 days?


Response	6	8	10	12	Total	
0	99.5	96.3	88.3	81.7	92.9	
1-2	0.0	1.8	4.8	7.5	2.9	
3-5	0.2	0.7	2.8	2.6	1.3	
6-9	0.2	0.5	1.1	1.0	0.6	
10+	0.2	0.7	3.0	7.2	2.2	
N of Valid	648	599	436	387	2070	
N of Miss	72	53	88	54	267	

Table 150: On how many occasions have you used LSD or other psychedelics in your lifetime?


Response	6	8	10	12	Total	
0	99.5	99.7	98.6	97.9	99.1	
1-2	0.3	0.2	0.7	1.3	0.5	
3-5	0.0	0.0	0.5	0.5	0.2	
6-9	0.0	0.2	0.0	0.0	0.0	
10+	0.2	0.0	0.2	0.3	0.1	
N of Valid	645	599	441	387	2072	
N of Miss	75	53	83	54	265	

Table 151: On how many occasions have you used LSD or other psychedelics during the past 30 days?


Response	6	8	10	12	Total	
0	99.8	100.0	100.0	99.0	99.8	
1-2	0.0	0.0	0.0	0.5	0.1	
3-5	0.0	0.0	0.0	0.3	0.0	
6-9	0.0	0.0	0.0	0.0	0.0	
10+	0.2	0.0	0.0	0.3	0.1	
N of Valid	640	594	441	387	2062	
N of Miss	80	58	83	54	275	

Table 152: On how many occasions have you used cocaine or crack in your lifetime?


Response	6	8	10	12	Total	
0	99.2	99.8	98.9	96.4	98.8	
1-2	0.6	0.0	0.9	2.6	0.9	
3-5	0.0	0.2	0.0	0.0	0.0	
6-9	0.0	0.0	0.0	0.0	0.0	
10+	0.2	0.0	0.2	1.0	0.3	
N of Valid	646	600	441	388	2075	
N of Miss	74	52	83	53	262	

Table 153: On how many occasions have you used cocaine or crack during the past 30 days?


Response	6	8	10	12	Total	
0	99.7	99.7	100.0	99.0	99.6	
1-2	0.2	0.2	0.0	0.3	0.1	
3-5	0.0	0.2	0.0	0.0	0.0	
6-9	0.0	0.0	0.0	0.3	0.0	
10+	0.2	0.0	0.0	0.5	0.1	
N of Valid	644	600	438	386	2068	
N of Miss	76	52	86	55	269	

Table 154: On how many occasions have you sniffed glue, breathed the contents of an aerosol spray can, or inhaled other gases or sprays, in order to get high in your lifetime?


Response	6	8	10	12	Total	
0	94.8	95.3	95.5	94.6	95.0	
1-2	3.2	3.2	2.7	2.6	3.0	
3-5	0.9	1.0	1.1	1.0	1.0	
6-9	0.2	0.0	0.0	0.3	0.1	
10+	0.9	0.5	0.7	1.6	0.9	
N of Valid	650	601	442	387	2080	
N of Miss	70	51	82	54	257	

Table 155: On how many occasions have you sniffed glue, breathed the contents of an aerosol spray can, or inhaled other gases or sprays, in order to get high during the past 30 days?


Response	6	8	10	12	Total	
0	98.4	97.8	98.2	97.7	98.1	
1-2	1.1	1.8	1.6	1.6	1.5	
3-5	0.2	0.3	0.0	0.8	0.3	
6-9	0.2	0.0	0.0	0.0	0.0	
10+	0.2	0.0	0.2	0.0	0.1	
N of Valid	644	599	441	387	2071	
N of Miss	76	53	83	54	266	

Table 156: On how many occasions have you used Pegaramide (peg, Peggy, etc.) in your lifetime?


Response	6	8	10	12	Total	
0	100.0	100.0	100.0	100.0	100.0	
1-2	0.0	0.0	0.0	0.0	0.0	
3-5	0.0	0.0	0.0	0.0	0.0	
6-9	0.0	0.0	0.0	0.0	0.0	
10+	0.0	0.0	0.0	0.0	0.0	
N of Valid	638	595	437	389	2059	
N of Miss	82	57	87	52	278	

Table 157: On how many occasions have you used Pegaramide (peg, Peggy, etc.) during the past 30 days?


Response	6	8	10	12	Total	
0	100.0	100.0	100.0	100.0	100.0	
1-2	0.0	0.0	0.0	0.0	0.0	
3-5	0.0	0.0	0.0	0.0	0.0	
6-9	0.0	0.0	0.0	0.0	0.0	
10+	0.0	0.0	0.0	0.0	0.0	
N of Valid	638	598	440	388	2064	
N of Miss	82	54	84	53	273	

Table 158: On how many occasions have you used synthetic marijuana (K2, spice) in your lifetime?






Response	6	8	10	12	Total	
0	99.7	99.0	97.9	95.9	98.4	
1-2	0.0	0.7	1.4	2.3	0.9	
3-5	0.2	0.0	0.5	0.3	0.2	
6-9	0.0	0.0	0.0	0.3	0.0	
10+	0.2	0.3	0.2	1.3	0.4	
N of Valid	646	598	439	388	2071	
N of Miss	74	54	85	53	266	

Table 159: On how many occasions have you used synthetic marijuana (K2, spice) during the past 30 days?


Response	6	8	10	12	Total	
0	99.7	99.5	99.8	98.2	99.4	
1-2	0.2	0.2	0.2	0.8	0.3	
3-5	0.0	0.2	0.0	0.3	0.1	
6-9	0.2	0.2	0.0	0.0	0.1	
10+	0.0	0.0	0.0	0.8	0.1	
N of Valid	640	596	439	389	2064	
N of Miss	80	56	85	52	273	

Table 160: On how many occasions have you used methamphetamines (meth, speed, crank, crystal meth) in your lifetime?


Response	6	8	10	12	Total	
0	99.7	99.2	99.3	99.0	99.3	
1-2	0.3	0.8	0.5	0.5	0.5	
3-5	0.0	0.0	0.0	0.3	0.0	
6-9	0.0	0.0	0.0	0.0	0.0	
10+	0.0	0.0	0.2	0.3	0.1	
N of Valid	645	598	439	387	2069	
N of Miss	75	54	85	54	268	

Table 161: On how many occasions have you used methamphetamines (meth, speed, crank, crystal meth) in the past 30 days?


Response	6	8	10	12	Total	
0	100.0	100.0	99.8	99.7	99.9	
1-2	0.0	0.0	0.0	0.3	0.0	
3-5	0.0	0.0	0.0	0.0	0.0	
6-9	0.0	0.0	0.2	0.0	0.0	
10+	0.0	0.0	0.0	0.0	0.0	
N of Valid	638	593	437	388	2056	
N of Miss	82	59	87	53	281	

Table 162: On how many occasions have you used other chemical products (bath salts, plant food, etc.) in your lifetime?


Response	6	8	10	12	Total	
0	97.5	98.0	98.9	99.0	98.2	
1-2	1.7	1.5	0.9	0.5	1.3	
3-5	0.0	0.2	0.2	0.3	0.1	
6-9	0.0	0.0	0.0	0.0	0.0	
10+	0.8	0.3	0.0	0.3	0.4	
N of Valid	636	597	440	389	2062	
N of Miss	84	55	84	52	275	

Table 163: On how many occasions have you used other chemical products (bath salts, plant food, etc.) during the past 30 days?


Response	6	8	10	12	Total	
0	98.6	99.0	99.8	99.5	99.1	
1-2	0.9	0.8	0.2	0.3	0.6	
3-5	0.3	0.0	0.0	0.0	0.1	
6-9	0.0	0.0	0.0	0.0	0.0	
10+	0.2	0.2	0.0	0.3	0.1	
N of Valid	640	591	437	388	2056	
N of Miss	80	61	87	53	281	

Table 164: On how many occasions have you used heroin or other opiates in your lifetime?


Response	6	8	10	12	Total	
0	99.8	99.8	99.1	98.4	99.4	
1-2	0.2	0.0	0.2	0.3	0.1	
3-5	0.0	0.2	0.2	0.5	0.2	
6-9	0.0	0.0	0.2	0.3	0.1	
10+	0.0	0.0	0.2	0.5	0.1	
N of Valid	640	596	439	386	2061	
N of Miss	80	56	85	55	276	

Table 165: On how many occasions have you used heroin or other opiates during the past 30 days?






Response	6	8	10	12	Total	
0	99.8	100.0	99.3	99.2	99.7	
1-2	0.2	0.0	0.2	0.3	0.1	
3-5	0.0	0.0	0.5	0.0	0.1	
6-9	0.0	0.0	0.0	0.3	0.0	
10+	0.0	0.0	0.0	0.3	0.0	
N of Valid	635	597	436	386	2054	
N of Miss	85	55	88	55	283	

Table 166: On how many occasions have you used MDMA ('X', 'E', or ecstasy) in your lifetime?





Response	6	8	10	12	Total	
0	100.0	99.5	98.9	96.7	99.0	
1-2	0.0	0.3	0.2	1.5	0.4	
3-5	0.0	0.0	0.7	1.3	0.4	
6-9	0.0	0.0	0.0	0.0	0.0	
10+	0.0	0.2	0.2	0.5	0.2	
N of Valid	642	592	440	389	2063	
N of Miss	78	60	84	52	274	

Table 167: On how many occasions have you used MDMA ('X', 'E', or ecstasy) during the past 30 days?






Response	6	8	10	12	Total	
0	99.8	99.7	100.0	99.2	99.7	
1-2	0.0	0.2	0.0	0.0	0.0	
3-5	0.2	0.0	0.0	0.0	0.0	
6-9	0.0	0.2	0.0	0.0	0.0	
10+	0.0	0.0	0.0	0.8	0.1	
N of Valid	639	591	436	389	2055	
N of Miss	81	61	88	52	282	

Table 168: On how many occasions have you taken prescription drugs (such as Valium, Xanax, Ritalin, Adderall, OxyContin, Tramadol, or sleeping pills) not prescribed to you in your lifetime?






Response	6	8	10	12	Total	
0	97.4	93.1	90.0	88.4	92.9	
1-2	1.9	4.0	4.6	3.9	3.4	
3-5	0.3	1.2	2.7	2.8	1.5	
6-9	0.0	0.2	0.9	0.5	0.3	
10+	0.5	1.5	1.8	4.4	1.8	
N of Valid	644	598	438	387	2067	
N of Miss	76	54	86	54	270	

Table 169: On how many occasions have you taken prescription drugs (such as Valium, Xanax, Ritalin, Adderall, OxyContin, Tramadol, or sleeping pills) not prescribed to you during the past 30 days?






Response	6	8	10	12	Total	
0	98.8	96.3	95.2	95.1	96.6	
1-2	0.8	2.0	3.2	2.1	1.9	
3-5	0.2	1.0	1.4	0.8	0.8	
6-9	0.2	0.2	0.0	0.5	0.2	
10+	0.2	0.5	0.2	1.5	0.5	
N of Valid	640	599	441	388	2068	
N of Miss	80	53	83	53	269	

Table 170: On how many occasions have you taken non-prescription medicines such as diet pills (for example, Dietac, Dexatrim or Prolamine), stay-awake pills (for example No-Doz, Vivarin, or Wake), or cough or cold medicines (robos, DXM, etc.) to get high in your lifetime?






Response	6	8	10	12	Total	
0	98.6	98.5	94.3	95.9	97.1	
1-2	0.6	1.2	2.3	0.8	1.2	
3-5	0.3	0.0	2.0	0.8	0.7	
6-9	0.0	0.0	0.7	0.5	0.2	
10+	0.5	0.3	0.7	2.1	0.8	
N of Valid	643	598	441	388	2070	
N of Miss	77	54	83	53	267	



Table 171: On how many occasions have you taken non-prescription medicines such as diet pills (for example, Dietac, Dexatrim or Prolamine), stay-awake pills (for example No-Doz, Vivarin, or Wake), or cough or cold medicines (robos, DXM, etc.) to get high during the past 30 days?






Response	6	8	10	12	Total	
0	99.2	99.2	98.2	96.9	98.5	
1-2	0.8	0.8	1.6	1.8	1.2	
3-5	0.0	0.0	0.0	0.8	0.1	
6-9	0.0	0.0	0.2	0.0	0.0	
10+	0.0	0.0	0.0	0.5	0.1	
N of Valid	638	593	442	388	2061	
N of Miss	82	59	82	53	276	

Table 172: On how many occasions have you been drunk or very high from drinking alcoholic beverages during the past 30 days?






Response	6	8	10	12	Total	
0	99.1	96.3	92.7	82.1	93.7	
1-2	0.6	3.0	4.6	9.1	3.8	
3-5	0.3	0.2	0.9	4.4	1.2	
6-9	0.0	0.3	0.7	0.8	0.4	
10+	0.0	0.2	1.1	3.6	1.0	
N of Valid	633	594	436	386	2049	
N of Miss	87	58	88	55	288	

Table 173: On how many occasions have you drunk flavored alcoholic beverages, sometimes called 'alcopops' (like Mike's Hard Lemonade, Smirnoff Ice, Bacardi Breezers, etc.) in your lifetime?






Response	6	8	10	12	Total	
0	95.4	85.2	71.9	63.1	81.4	
1-2	3.5	7.9	10.7	8.8	7.3	
3-5	0.8	3.2	7.9	8.5	4.5	
6-9	0.2	1.3	3.6	5.7	2.3	
10+	0.2	2.3	5.9	13.9	4.6	
N of Valid	636	596	441	388	2061	
N of Miss	84	56	83	53	276	

Table 174: On how many occasions have you drunk flavored alcoholic beverages, sometimes called 'alcopops' (like Mike's Hard Lemonade, Smirnoff Ice, Bacardi Breezers, etc.) during the past 30 days?






Response	6	8	10	12	Total	
0	99.2	94.1	89.7	83.5	92.8	
1-2	0.5	4.2	7.1	8.2	4.4	
3-5	0.0	1.0	2.3	5.1	1.8	
6-9	0.2	0.3	0.5	0.3	0.3	
10+	0.2	0.3	0.5	2.8	0.8	
N of Valid	632	597	439	389	2057	
N of Miss	88	55	85	52	280	

Table 175: If you smoked cigarettes (not just a puff or drag) in the past year, how did you usually get them?













Response	6	8	10	12	Total	
I did not smoke cigarettes in the past year	94.4	93.3	87.8	79.1	89.9	
I bought them myself with a fake ID	0.2	0.0	0.5	0.3	0.2	
I bought them myself without a fake ID	0.0	0.0	0.5	4.5	0.9	
I got them from someone I know age 18 or older	0.5	0.9	4.7	8.6	3.0	
I got them from someone I know under age 18	0.6	0.9	1.9	1.1	1.0	
I got them from my brother or sister	0.5	0.2	0.5	0.0	0.3	
I got them from home with my parents' permission	0.2	0.0	0.5	0.5	0.2	
I got them from home without my parents' permission	0.8	1.2	0.5	0.0	0.7	
I got them from another relative	0.2	0.5	0.0	0.3	0.2	
A stranger bought them for me	0.0	0.0	0.2	0.5	0.1	
I took them from a store or shop	0.0	0.2	0.2	0.0	0.1	
Other	2.8	2.9	2.8	5.1	3.3	
N of Valid	641	586	427	374	2028	
N of Miss	79	66	97	67	309	

Table 176: If you used e-cigarettes, e-cigars, or e-hookahs (not just a puff or drag) in the past year, how did you usually get them? - I did not use e-cigarettes, e-cigars, or e-hookahs in the past year



Response	6	8	10	12	Total	
No	3.5	6.5	15.7	21.4	10.3	
Yes	96.5	93.5	84.3	78.6	89.7	
N of Valid	630	581	428	378	2017	
N of Miss	0	0	0	0	0	

Table 177: If you used e-cigarettes, e-cigars, or e-hookahs (not just a puff or drag) in the past year, how did you usually get them? - I bought them in a store such as a convenience store, supermarket, discount store, or gas station



Response	6	8	10	12	Total	
No	99.7	99.5	98.8	98.4	99.2	
Yes	0.3	0.5	1.2	1.6	0.8	
N of Valid	630	581	428	378	2017	
N of Miss	0	0	0	0	0	

Table 178: If you used e-cigarettes, e-cigars, or e-hookahs (not just a puff or drag) in the past year, how did you usually get them? - I got them on the Internet



Response	6	8	10	12	Total	
No	99.7	99.8	99.8	98.1	99.5	
Yes	0.3	0.2	0.2	1.9	0.5	
N of Valid	630	581	428	378	2017	
N of Miss	0	0	0	0	0	

Table 179: If you used e-cigarettes, e-cigars, or e-hookahs (not just a puff or drag) in the past year, how did you usually get them? - I got them at a store that sells electronic cigarettes, such as a "vape shop"



Response	6	8	10	12	Total	
No	99.8	99.7	99.1	95.0	98.7	
Yes	0.2	0.3	0.9	5.0	1.3	
N of Valid	630	581	428	378	2017	
N of Miss	0	0	0	0	0	

Table 180: If you used e-cigarettes, e-cigars, or e-hookahs (not just a puff or drag) in the past year, how did you usually get them? - I got them from a family member



Response	6	8	10	12	Total	
No	99.0	97.9	96.7	97.9	98.0	
Yes	1.0	2.1	3.3	2.1	2.0	
N of Valid	630	581	428	378	2017	
N of Miss	0	0	0	0	0	

Table 181: If you used e-cigarettes, e-cigars, or e-hookahs (not just a puff or drag) in the past year, how did you usually get them? - I got them from a friend



Response	6	8	10	12	Total	
No	99.5	96.9	92.3	89.4	95.3	
Yes	0.5	3.1	7.7	10.6	4.7	
N of Valid	630	581	428	378	2017	
N of Miss	0	0	0	0	0	

Table 182: If you used e-cigarettes, e-cigars, or e-hookahs (not just a puff or drag) in the past year, how did you usually get them? - A stranger got them for me



Response	6	8	10	12	Total	
No	99.8	100.0	99.8	99.7	99.9	
Yes	0.2	0.0	0.2	0.3	0.1	
N of Valid	630	581	428	378	2017	
N of Miss	0	0	0	0	0	

Table 183: If you used e-cigarettes, e-cigars, or e-hookahs (not just a puff or drag) in the past year, how did you usually get them? - I took them from a store or shop



Response	6	8	10	12	Total	
No	100.0	100.0	100.0	99.7	100.0	
Yes	0.0	0.0	0.0	0.3	0.0	
N of Valid	630	581	428	378	2017	
N of Miss	0	0	0	0	0	

Table 184: If you used e-cigarettes, e-cigars, or e-hookahs (not just a puff or drag) in the past year, how did you usually get them? - I got them some other way



Response	6	8	10	12	Total	
No	98.4	99.0	97.7	96.6	98.1	
Yes	1.6	1.0	2.3	3.4	1.9	
N of Valid	630	581	428	378	2017	
N of Miss	0	0	0	0	0	

Table 185: If you used marijuana (grass, pot) (not just a puff or drag) in the past year, how did you usually get it? - I did not use marijuana (grass, pot) in the past year



Response	6	8	10	12	Total	
No	3.5	9.8	20.7	30.4	14.1	
Yes	96.5	90.2	79.3	69.6	85.9	
N of Valid	626	580	429	382	2017	
N of Miss	0	0	0	0	0	

Table 186: If you used marijuana (grass, pot) (not just a puff or drag) in the past year, how did you usually get it? - I bought it myself



Response	6	8	10	12	Total	
No	99.8	98.4	92.5	86.4	95.3	
Yes	0.2	1.6	7.5	13.6	4.7	
N of Valid	626	580	429	382	2017	
N of Miss	0	0	0	0	0	

Table 187: If you used marijuana (grass, pot) (not just a puff or drag) in the past year, how did you usually get it? - I got it from someone at school



Response	6	8	10	12	Total	
No	99.7	98.3	96.5	95.0	97.7	
Yes	0.3	1.7	3.5	5.0	2.3	
N of Valid	626	580	429	382	2017	
N of Miss	0	0	0	0	0	

Table 188: If you used marijuana (grass, pot) (not just a puff or drag) in the past year, how did you usually get it? - I got it from someone with a medical marijuana card



Response	6	8	10	12	Total	
No	99.5	99.7	99.1	99.2	99.4	
Yes	0.5	0.3	0.9	0.8	0.6	
N of Valid	626	580	429	382	2017	
N of Miss	0	0	0	0	0	

Table 189: If you used marijuana (grass, pot) (not just a puff or drag) in the past year, how did you usually get it? - I got it from my brother or sister



Response	6	8	10	12	Total	
No	99.4	99.5	99.3	99.5	99.4	
Yes	0.6	0.5	0.7	0.5	0.6	
N of Valid	626	580	429	382	2017	
N of Miss	0	0	0	0	0	

Table 190: If you used marijuana (grass, pot) (not just a puff or drag) in the past year, how did you usually get it? - I got it from another relative



Response	6	8	10	12	Total	
No	99.7	99.0	97.2	97.6	98.6	
Yes	0.3	1.0	2.8	2.4	1.4	
N of Valid	626	580	429	382	2017	
N of Miss	0	0	0	0	0	

Table 191: If you used marijuana (grass, pot) (not just a puff or drag) in the past year, how did you usually get it? - Other



Response	6	8	10	12	Total	
No	97.9	95.0	93.2	86.4	93.9	
Yes	2.1	5.0	6.8	13.6	6.1	
N of Valid	626	580	429	382	2017	
N of Miss	0	0	0	0	0	

Table 192: If you drank alcohol (not just a sip or taste) in the past year, how did you usually get it?













Response	6	8	10	12	Total	
I did not drink alcohol in the past year	93.2	83.2	65.2	55.6	77.4	
I bought it myself with a fake ID	0.0	0.0	0.7	0.0	0.1	
I bought it myself without a fake ID	0.2	0.2	0.5	3.2	0.8	
I got it from someone I know age 21 or older	0.5	3.6	9.5	17.6	6.5	
I got it from someone I know under age 21	0.3	1.9	3.8	4.3	2.2	
I got it from my brother or sister	0.6	0.7	1.2	1.3	0.9	
I got it from home with my parents' permission	1.4	3.1	7.3	5.1	3.8	
I got it from home without my parents' permission	1.3	2.8	3.3	0.8	2.0	
I got it from another relative	0.6	1.7	3.1	2.4	1.8	
A stranger bought it for me	0.3	0.0	0.0	0.8	0.2	
I took it from a store or shop	0.0	0.0	0.2	0.3	0.1	
Other	1.6	2.8	5.2	8.6	4.0	
N of Valid	630	576	422	374	2002	
N of Miss	90	76	102	67	335	

Table 193: If you used prescription drugs or over the counter drugs without a doctor telling you to use it or for the purpose of getting high, where did you get these drugs? -  
Did not use



Response	6	8	10	12	Total	
No	1.4	2.9	5.4	7.9	3.9	
Yes	98.6	97.1	94.6	92.1	96.1	
N of Valid	626	577	428	379	2010	
N of Miss	0	0	0	0	0	

Table 194: If you used prescription drugs or over the counter drugs without a doctor telling you to use it or for the purpose of getting high, where did you get these drugs? -  
Bought or took from store or shop



Response	6	8	10	12	Total	
No	99.7	99.8	99.8	99.2	99.7	
Yes	0.3	0.2	0.2	0.8	0.3	
N of Valid	626	577	428	379	2010	
N of Miss	0	0	0	0	0	

Table 195: If you used prescription drugs or over the counter drugs without a doctor telling you to use it or for the purpose of getting high, where did you get these drugs? -  
Got from parents with permission



Response	6	8	10	12	Total	
No	99.5	99.1	99.1	98.2	99.1	
Yes	0.5	0.9	0.9	1.8	0.9	
N of Valid	626	577	428	379	2010	
N of Miss	0	0	0	0	0	

Table 196: If you used prescription drugs or over the counter drugs without a doctor telling you to use it or for the purpose of getting high, where did you get these drugs? -  
Got from home without permission



Response	6	8	10	12	Total	
No	100.0	99.0	98.1	98.2	99.0	
Yes	0.0	1.0	1.9	1.8	1.0	
N of Valid	626	577	428	379	2010	
N of Miss	0	0	0	0	0	

Table 197: If you used prescription drugs or over the counter drugs without a doctor telling you to use it or for the purpose of getting high, where did you get these drugs? -  
Got from relative with permission



Response	6	8	10	12	Total	
No	99.7	99.7	99.1	99.5	99.5	
Yes	0.3	0.3	0.9	0.5	0.5	
N of Valid	626	577	428	379	2010	
N of Miss	0	0	0	0	0	



Table 198: If you used prescription drugs or over the counter drugs without a doctor telling you to use it or for the purpose of getting high, where did you get these drugs? -  
Got from relative without permission



Response	6	8	10	12	Total	
No	99.8	99.7	99.8	99.5	99.7	
Yes	0.2	0.3	0.2	0.5	0.3	
N of Valid	626	577	428	379	2010	
N of Miss	0	0	0	0	0	

Table 199: If you used prescription drugs or over the counter drugs without a doctor telling you to use it or for the purpose of getting high, where did you get these drugs? -  
Got from friend's home with permission



Response	6	8	10	12	Total	
No	99.8	99.8	98.6	98.7	99.4	
Yes	0.2	0.2	1.4	1.3	0.6	
N of Valid	626	577	428	379	2010	
N of Miss	0	0	0	0	0	

Table 200: If you used prescription drugs or over the counter drugs without a doctor telling you to use it or for the purpose of getting high, where did you get these drugs? -  
Got from friend's home without permission



Response	6	8	10	12	Total	
No	99.8	100.0	99.8	99.2	99.8	
Yes	0.2	0.0	0.2	0.8	0.2	
N of Valid	626	577	428	379	2010	
N of Miss	0	0	0	0	0	

Table 201: If you used prescription drugs or over the counter drugs without a doctor telling you to use it or for the purpose of getting high, where did you get these drugs? -  
Got from friend at school



Response	6	8	10	12	Total	
No	100.0	100.0	99.1	98.7	99.6	
Yes	0.0	0.0	0.9	1.3	0.4	
N of Valid	626	577	428	379	2010	
N of Miss	0	0	0	0	0	

Table 202: If you used prescription drugs or over the counter drugs without a doctor telling you to use it or for the purpose of getting high, where did you get these drugs? -  
Got from friend at party



Response	6	8	10	12	Total	
No	99.7	100.0	99.3	98.4	99.5	
Yes	0.3	0.0	0.7	1.6	0.5	
N of Valid	626	577	428	379	2010	
N of Miss	0	0	0	0	0	

Table 203: If you used prescription drugs or over the counter drugs without a doctor telling you to use it or for the purpose of getting high, where did you get these drugs? -  
Got from friend, elsewhere



Response	6	8	10	12	Total	
No	100.0	99.8	99.1	98.4	99.5	
Yes	0.0	0.2	0.9	1.6	0.5	
N of Valid	626	577	428	379	2010	
N of Miss	0	0	0	0	0	

Table 204: If you used prescription drugs or over the counter drugs without a doctor telling you to use it or for the purpose of getting high, where did you get these drugs? -  
Got from internet sale



Response	6	8	10	12	Total	
No	100.0	100.0	99.8	98.9	99.8	
Yes	0.0	0.0	0.2	1.1	0.2	
N of Valid	626	577	428	379	2010	
N of Miss	0	0	0	0	0	

Table 205: During the last month, about how many marijuana cigarettes, or the equivalent, did you smoke a day, on the average?


Response	6	8	10	12	Total	
None	98.6	93.3	89.7	84.0	92.4	
Less than 1 a day	0.8	3.5	5.6	5.8	3.5	
1 a day	0.0	0.9	1.4	2.6	1.0	
2-3 a day	0.3	1.2	1.6	4.2	1.6	
4-6 a day	0.0	0.9	0.7	1.0	0.6	
7-10 a day	0.0	0.0	0.5	0.0	0.1	
11 or more a day	0.3	0.3	0.5	2.4	0.7	
N of Valid	633	579	426	381	2019	
N of Miss	87	73	98	60	318	

Table 206: How wrong do your friends feel it would be for YOU to: have one or two drinks of an alcoholic beverage nearly every day?

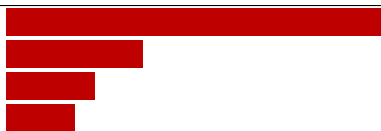
Response	6	8	10	12	Total	
Very wrong	81.0	62.8	45.8	34.7	59.6	
Wrong	11.4	20.4	23.1	29.4	19.8	
A little bit wrong	4.8	10.9	16.3	20.9	12.0	
Not at all wrong	2.9	6.0	14.9	15.1	8.6	
N of Valid	630	570	424	378	2002	
N of Miss	90	82	100	63	335	

Table 207: How wrong do your friends feel it would be for YOU to: smoke tobacco?


Response	6	8	10	12	Total	
Very wrong	85.7	67.9	57.4	48.8	67.6	
Wrong	8.3	19.4	21.2	21.5	16.7	
A little bit wrong	3.2	7.6	9.4	16.4	8.3	
Not at all wrong	2.7	5.1	12.0	13.3	7.4	
N of Valid	624	567	425	377	1993	
N of Miss	96	85	99	64	344	

Table 208: How wrong do your friends feel it would be for YOU to: smoke marijuana?





Response	6	8	10	12	Total	
Very wrong	89.2	67.4	49.4	39.8	65.2	
Wrong	6.8	13.9	14.5	17.0	12.4	
A little bit wrong	2.4	8.6	15.2	18.3	9.9	
Not at all wrong	1.6	10.2	20.9	24.9	12.6	
N of Valid	621	570	421	377	1989	
N of Miss	99	82	103	64	348	

Table 209: How wrong do your friends feel it would be for YOU to: use prescription drugs not prescribed to you?





Response	6	8	10	12	Total	
Very wrong	87.4	75.4	68.1	68.0	76.2	
Wrong	8.5	14.9	16.1	16.7	13.5	
A little bit wrong	2.2	5.1	9.0	8.2	5.6	
Not at all wrong	1.9	4.6	6.9	7.1	4.7	
N of Valid	626	570	423	378	1997	
N of Miss	94	82	101	63	340	

Table 210: How wrong would most adults (over 21) in your neighborhood think it is for kids your age: to use marijuana?





Response	6	8	10	12	Total	
Very wrong	90.2	74.1	68.1	55.1	74.3	
Wrong	5.8	17.7	17.0	24.8	15.2	
A little bit wrong	1.6	4.7	9.0	11.3	5.9	
Not at all wrong	2.4	3.5	5.9	8.7	4.7	
N of Valid	623	572	423	379	1997	
N of Miss	97	80	101	62	340	

Table 211: How wrong would most adults (over 21) in your neighborhood think it is for kids your age: to drink alcohol?


Response	6	8	10	12	Total	
Very wrong	83.2	67.7	54.9	45.0	65.4	
Wrong	10.0	17.1	23.2	23.8	17.5	
A little bit wrong	4.2	10.7	15.3	18.3	11.1	
Not at all wrong	2.6	4.5	6.6	13.0	6.0	
N of Valid	618	572	426	378	1994	
N of Miss	102	80	98	63	343	

Table 212: How wrong would most adults (over 21) in your neighborhood think it is for kids your age: to smoke cigarettes?


Response	6	8	10	12	Total	
Very wrong	85.6	72.3	65.9	54.9	71.8	
Wrong	8.6	17.1	20.4	21.2	15.9	
A little bit wrong	3.6	5.3	8.8	14.3	7.2	
Not at all wrong	2.3	5.3	5.0	9.5	5.1	
N of Valid	617	563	422	377	1979	
N of Miss	103	89	102	64	358	

Table 213: How much do each of the following statements describe your neighborhood? crime and/or drug selling


Response	6	8	10	12	Total	
NO!	78.2	69.6	63.6	61.6	69.5	
no	13.0	21.3	22.1	23.7	19.3	
yes	5.8	5.8	10.5	9.5	7.5	
YES!	3.0	3.3	3.8	5.3	3.7	
N of Valid	624	572	420	380	1996	
N of Miss	96	80	104	61	341	

Table 214: How much do each of the following statements describe your neighborhood? fights

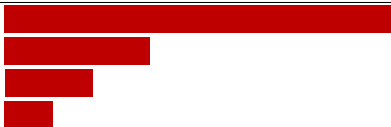
Response	6	8	10	12	Total	
NO!	65.0	59.9	58.5	61.1	61.4	
no	17.3	22.9	24.6	22.2	21.4	
yes	11.3	12.3	13.5	10.3	11.9	
YES!	6.5	4.9	3.3	6.3	5.3	
N of Valid	620	568	422	378	1988	
N of Miss	100	84	102	63	349	

Table 215: How much do each of the following statements describe your neighborhood? lots of empty or abandoned buildings

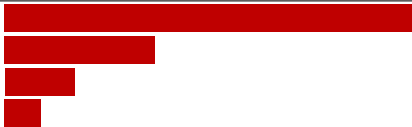
Response	6	8	10	12	Total	
NO!	69.6	62.4	65.1	64.4	65.6	
no	17.2	24.6	24.5	24.5	22.2	
yes	8.6	10.3	7.8	8.2	8.8	
YES!	4.7	2.8	2.6	2.9	3.4	
N of Valid	618	574	421	379	1992	
N of Miss	102	78	103	62	345	

Table 216: How much do each of the following statements describe your neighborhood? lots of graffiti


Response	6	8	10	12	Total	
NO!	80.1	73.4	71.2	69.8	74.3	
no	14.7	22.5	24.8	23.8	20.9	
yes	3.1	2.5	2.9	4.5	3.1	
YES!	2.0	1.6	1.2	1.9	1.7	
N of Valid	604	568	420	378	1970	
N of Miss	116	84	104	63	367	

Table 217: I feel safe in my neighborhood.

Response	6	8	10	12	Total
NO!	11.9	7.0	8.6	7.1	8.9
no	8.4	8.5	10.0	7.1	8.5
yes	30.5	36.8	38.7	37.0	35.3
YES!	49.2	47.7	42.8	48.7	47.3
N of Valid	622	568	421	378	1989
N of Miss	98	84	103	63	348

Table 218: If a kid smoked marijuana in your neighborhood would he or she be caught by the police?

Response	6	8	10	12	Total
NO!	17.7	19.4	25.7	25.3	21.3
no	23.5	34.7	45.6	51.9	36.8
yes	25.2	28.7	20.0	13.3	22.8
YES!	33.5	17.3	8.8	9.6	19.1
N of Valid	620	568	421	376	1985
N of Miss	100	84	103	65	352

Table 219: If a kid drank some beer, wine or hard liquor (for example, vodka, whiskey, or gin) in your neighborhood would he or she be caught by the police?

Response	6	8	10	12	Total
NO!	20.3	24.1	32.3	31.9	26.2
no	28.8	41.5	46.6	50.0	40.2
yes	23.7	22.0	14.5	11.4	18.9
YES!	27.2	12.4	6.7	6.6	14.7
N of Valid	615	564	421	376	1976
N of Miss	105	88	103	65	361

Table 220: If a kid carried a handgun in your neighborhood would he or she be caught by the police?

Response	6	8	10	12	Total
NO!	17.1	20.3	24.3	26.7	21.4
no	19.2	28.4	35.7	33.9	28.2
yes	26.2	24.9	22.9	23.7	24.7
YES!	37.5	26.3	17.0	15.7	25.8
N of Valid	614	566	423	375	1978
N of Miss	106	86	101	66	359

Table 221: If you wanted to get some cigarettes, how easy would it be for you to get some?

Response	6	8	10	12	Total
Very hard	75.2	62.0	43.3	24.8	55.1
Sort of hard	9.6	14.4	15.3	9.9	12.2
Sort of easy	8.3	13.0	18.2	21.1	14.2
Very easy	7.0	10.6	23.2	44.3	18.5
N of Valid	617	568	418	375	1978
N of Miss	103	84	106	66	359

Table 222: If you wanted to get some beer, wine or hard liquor (for example, vodka, whiskey, or gin), how easy would it be for you to get some?

Response	6	8	10	12	Total
Very hard	70.1	52.0	32.9	23.8	48.2
Sort of hard	12.1	17.6	14.7	14.7	14.7
Sort of easy	8.0	17.2	23.3	24.9	17.1
Very easy	9.8	13.3	29.1	36.6	20.0
N of Valid	613	564	416	374	1967
N of Miss	107	88	108	67	370



Table 223: If you wanted to get a drug like cocaine, LSD, or amphetamines, how easy would it be for you to get some?





Response	6	8	10	12	Total	
Very hard	92.5	88.2	72.2	64.3	81.6	
Sort of hard	4.1	6.7	13.9	17.9	9.5	
Sort of easy	1.3	3.0	6.2	8.0	4.1	
Very easy	2.1	2.1	7.7	9.9	4.8	
N of Valid	610	568	418	375	1971	
N of Miss	110	84	106	66	366	

Table 224: If you wanted to get a handgun, how easy would it be for you to get one?





Response	6	8	10	12	Total	
Very hard	70.8	62.7	51.6	43.6	59.2	
Sort of hard	11.6	13.3	18.7	21.1	15.4	
Sort of easy	8.2	11.9	12.9	16.6	11.9	
Very easy	9.3	12.2	16.8	18.7	13.5	
N of Valid	610	565	417	374	1966	
N of Miss	110	87	107	67	371	

Table 225: If you wanted to get some marijuana, how easy would it be for you to get some?





Response	6	8	10	12	Total	
Very hard	89.3	71.2	45.5	30.9	63.6	
Sort of hard	5.4	9.6	11.2	11.0	8.9	
Sort of easy	2.2	8.9	16.1	16.9	9.9	
Very easy	3.2	10.3	27.3	41.1	17.6	
N of Valid	597	562	411	372	1942	
N of Miss	123	90	113	69	395	

Table 226: If you wanted to get prescription drugs for the purpose of getting high, how easy would it be for you to get some?





Response	6	8	10	12	Total	
Very hard	79.9	72.5	55.2	45.3	65.9	
Sort of hard	8.8	8.9	12.2	18.9	11.5	
Sort of easy	6.3	8.3	14.4	16.2	10.5	
Very easy	5.0	10.3	18.2	19.7	12.1	
N of Valid	602	563	417	371	1953	
N of Miss	118	89	107	70	384	

Table 227: If you wanted to get synthetic marijuana such as K2 or chemical products such as bath salts to get high, how easy would it be for you to get some?





Response	6	8	10	12	Total	
Very hard	91.8	85.7	68.8	62.5	79.6	
Sort of hard	3.4	6.6	13.2	15.6	8.7	
Sort of easy	2.0	3.9	9.4	8.1	5.3	
Very easy	2.8	3.7	8.6	13.7	6.4	
N of Valid	610	561	417	371	1959	
N of Miss	110	91	107	70	378	

Table 228: If you wanted to get steroids to use or to enhance athletic performance, how easy would it be for you to get some?





Response	6	8	10	12	Total	
Very hard	88.0	83.3	69.6	58.1	77.1	
Sort of hard	7.6	8.7	14.1	20.3	11.7	
Sort of easy	2.5	4.1	8.6	9.2	5.5	
Very easy	2.0	3.9	7.7	12.4	5.7	
N of Valid	607	563	418	370	1958	
N of Miss	113	89	106	71	379	

Table 229: If you wanted to get e-cigarettes, e-cigars, or e-hookahs, how easy would it be for you to get some?





Response	6	8	10	12	Total	
Very hard	86.0	73.5	52.5	36.7	65.9	
Sort of hard	6.1	8.7	11.8	11.9	9.2	
Sort of easy	4.0	9.4	13.7	15.9	9.9	
Very easy	4.0	8.5	21.9	35.6	15.1	
N of Valid	605	565	415	371	1956	
N of Miss	115	87	109	70	381	

Table 230: During the past 12 months, have you participated in any alcohol prevention programs or seen any alcohol prevention messages in your school or community? Yes, a school-based program focused on preventing underage drinking and/or drinking and driving.



Response	6	8	10	12	Total	
No	68.3	69.3	81.5	84.6	74.5	
Yes	31.7	30.7	18.5	15.4	25.5	
N of Valid	600	547	416	370	1933	
N of Miss	0	0	0	0	0	

Table 231: During the past 12 months, have you participated in any alcohol prevention programs or seen any alcohol prevention messages in your school or community? Yes, a community-based program focused on preventing underage drinking and/or drinking and driving (for example, through your church or temple or through youth groups like Boys and Girls Club or 4-H).



Response	6	8	10	12	Total	
No	91.7	90.1	93.5	95.7	92.4	
Yes	8.3	9.9	6.5	4.3	7.6	
N of Valid	600	547	416	370	1933	
N of Miss	0	0	0	0	0	

Table 232: During the past 12 months, have you participated in any alcohol prevention programs or seen any alcohol prevention messages in your school or community? Yes, a media campaign addressing underage drinking and/or drinking and driving (for example, newspaper ads, posters, pamphlets, radio, TV).



Response	6	8	10	12	Total	
No	90.2	87.9	92.1	93.0	90.5	
Yes	9.8	12.1	7.9	7.0	9.5	
N of Valid	600	547	416	370	1933	
N of Miss	0	0	0	0	0	

Table 233: During the past 12 months, have you participated in any alcohol prevention programs or seen any alcohol prevention messages in your school or community? No



Response	6	8	10	12	Total	
No	39.7	40.4	27.4	20.3	33.5	
Yes	60.3	59.6	72.6	79.7	66.5	
N of Valid	600	547	416	370	1933	
N of Miss	0	0	0	0	0	

Table 234: How wrong do your parents feel it would be for YOU to: have one or two drinks of an alcoholic beverage nearly every day?





Response	6	8	10	12	Total	
Very wrong	90.6	84.2	78.8	71.4	82.6	
Wrong	5.9	8.9	14.0	17.3	10.6	
A little bit wrong	2.5	5.3	6.0	5.9	4.7	
Not at all wrong	1.0	1.6	1.2	5.4	2.1	
N of Valid	608	552	415	370	1945	
N of Miss	112	100	109	71	392	

Table 235: How wrong do your parents feel it would be for YOU to: smoke tobacco?





Response	6	8	10	12	Total	
Very wrong	95.8	88.2	87.2	73.4	87.6	
Wrong	3.0	7.3	9.4	17.1	8.3	
A little bit wrong	0.7	3.3	1.4	5.2	2.4	
Not at all wrong	0.5	1.3	1.9	4.3	1.8	
N of Valid	602	551	415	368	1936	
N of Miss	118	101	109	73	401	

Table 236: How wrong do your parents feel it would be for YOU to: smoke marijuana?





Response	6	8	10	12	Total	
Very wrong	98.1	87.2	84.4	71.6	87.0	
Wrong	1.2	6.0	7.8	13.5	6.4	
A little bit wrong	0.5	4.6	4.6	9.2	4.2	
Not at all wrong	0.2	2.2	3.2	5.7	2.4	
N of Valid	591	547	411	370	1919	
N of Miss	129	105	113	71	418	

Table 237: How wrong do your parents feel it would be for YOU to: use prescription drugs not prescribed to you?





Response	6	8	10	12	Total	
Very wrong	94.1	90.6	87.7	85.7	90.1	
Wrong	3.8	4.9	8.0	9.7	6.1	
A little bit wrong	2.0	2.5	3.4	3.2	2.7	
Not at all wrong	0.0	2.0	1.0	1.4	1.0	
N of Valid	598	552	415	370	1935	
N of Miss	122	100	109	71	402	

Table 238: How wrong do your parents feel it would be for YOU to: steal something?





Response	6	8	10	12	Total	
Very wrong	86.7	83.7	85.4	84.5	85.1	
Wrong	11.8	12.0	10.6	9.5	11.1	
A little bit wrong	1.0	3.4	2.2	4.9	2.7	
Not at all wrong	0.5	0.9	1.7	1.1	1.0	
N of Valid	587	552	405	367	1911	
N of Miss	133	100	119	74	426	

Table 239: How wrong do your parents feel it would be for YOU to: draw graffiti, write things, or draw pictures on buildings or other property (without the owner's permission)?





Response	6	8	10	12	Total	
Very wrong	90.3	82.5	82.8	77.8	84.1	
Wrong	7.2	12.9	11.2	13.5	10.9	
A little bit wrong	2.2	3.6	4.4	7.3	4.0	
Not at all wrong	0.3	0.9	1.7	1.4	1.0	
N of Valid	601	550	412	370	1933	
N of Miss	119	102	112	71	404	

Table 240: How wrong do your parents feel it would be for YOU to: pick a fight with someone?





Response	6	8	10	12	Total	
Very wrong	71.0	66.5	65.7	62.9	67.0	
Wrong	17.8	17.7	21.5	22.2	19.4	
A little bit wrong	8.5	11.8	10.1	11.4	10.3	
Not at all wrong	2.7	4.0	2.7	3.5	3.2	
N of Valid	600	553	405	369	1927	
N of Miss	120	99	119	72	410	

Table 241: During the past 12 months, have you talked with at least one of your parents about the dangers of underage drinking and/or drinking and driving? By parents, we mean either your biological parents, adoptive parents, stepparents, or adult guardians - whether or not they live with you.



Response	6	8	10	12	Total	
No	45.6	50.1	59.0	53.6	51.3	
Yes	54.4	49.9	41.0	46.4	48.7	
N of Valid	603	541	410	360	1914	
N of Miss	117	111	114	81	423	

Table 242: The rules in my family are clear.

Response	6	8	10	12	Total	
NO!	5.7	3.3	5.8	5.3	4.9	
no	6.3	7.6	6.7	5.6	6.6	
yes	24.5	36.8	43.6	38.2	34.7	
YES!	63.6	52.4	43.9	50.8	53.7	
N of Valid	601	552	417	374	1944	
N of Miss	119	100	107	67	393	

Table 243: People in my family have serious arguments about the same things, and often insult or yell at each other.

Response	6	8	10	12	Total	
NO!	39.6	34.1	27.3	29.0	33.4	
no	31.6	35.7	38.4	37.1	35.3	
yes	18.2	22.0	21.6	23.1	21.0	
YES!	10.7	8.2	12.7	10.8	10.4	
N of Valid	599	549	417	372	1937	
N of Miss	121	103	107	69	400	

Table 244: When I am not at home, one of my parents knows where I am and who I am with.

Response	6	8	10	12	Total	
NO!	6.0	2.7	6.5	5.4	5.0	
no	5.5	5.3	6.1	7.2	5.9	
yes	23.5	32.1	38.3	36.2	31.5	
YES!	65.1	59.9	49.2	51.2	57.5	
N of Valid	604	551	413	373	1941	
N of Miss	116	101	111	68	396	

Table 245: My family has clear rules about alcohol and drug use.

Response	6	8	10	12	Total
NO!	8.9	3.1	5.6	4.6	5.7
no	5.7	6.4	12.3	13.4	8.8
yes	18.4	27.8	33.8	34.3	27.4
YES!	67.1	62.6	48.3	47.7	58.0
N of Valid	598	543	414	373	1928
N of Miss	122	109	110	68	409

Table 246: If you skipped school would you be caught by your parents?

Response	6	8	10	12	Total
NO!	10.0	6.5	11.4	10.5	9.4
no	7.3	12.9	20.8	23.7	14.9
yes	18.4	26.6	28.0	30.1	25.0
YES!	64.3	54.0	39.9	35.8	50.7
N of Valid	603	541	414	372	1930
N of Miss	117	111	110	69	407

Table 247: My parents ask if I've gotten my homework done.

Response	6	8	10	12	Total
NO!	7.8	8.1	12.6	13.7	10.0
no	6.6	13.6	18.2	23.7	14.3
yes	22.9	28.8	37.1	36.3	30.2
YES!	62.7	49.6	32.0	26.3	45.5
N of Valid	603	546	412	372	1933
N of Miss	117	106	112	69	404



Table 248: Would your parents know if you did not come home on time?

Response	6	8	10	12	Total
NO!	6.5	4.6	7.8	6.7	6.3
no	5.5	8.7	12.4	14.0	9.5
yes	23.1	29.8	33.7	32.9	29.2
YES!	64.8	56.9	46.1	46.4	55.0
N of Valid	597	540	412	371	1920
N of Miss	123	112	112	70	417

Table 249: Do you know how to properly dispose of leftover prescription drugs?

Response	6	8	10	12	Total
No	76.4	69.5	65.0	64.5	69.7
Yes	23.6	30.5	35.0	35.5	30.3
N of Valid	588	525	412	361	1886
N of Miss	132	127	112	80	451

Table 250: Have any of your brothers or sisters ever: drunk beer, wine or hard liquor (for example, vodka, whiskey or gin)?

Response	6	8	10	12	Total
No	74.7	63.1	49.1	42.6	59.7
Yes	21.7	32.6	47.6	52.7	36.3
I don't have any brothers or sisters	3.6	4.3	3.3	4.8	4.0
N of Valid	609	558	424	376	1967
N of Miss	111	94	100	65	370

Table 251: Have any of your brothers or sisters ever: smoked marijuana?

Response	6	8	10	12	Total
No	88.9	78.6	64.9	64.0	76.0
Yes	7.3	17.5	32.2	31.5	20.2
I don't have any brothers or sisters	3.8	3.9	2.8	4.5	3.8
N of Valid	601	561	422	375	1959
N of Miss	119	91	102	66	378

Table 252: Have any of your brothers or sisters ever: smoked cigarettes?




Response	6	8	10	12	Total	
No	81.7	74.4	65.0	61.6	72.2	
Yes	14.6	21.3	31.7	33.9	23.9	
I don't have any brothers or sisters	3.7	4.3	3.3	4.6	3.9	
N of Valid	601	559	420	372	1952	
N of Miss	119	93	104	69	385	

Table 253: Have any of your brothers or sisters ever: taken a handgun to school?




Response	6	8	10	12	Total	
No	94.3	92.7	95.7	92.5	93.8	
Yes	1.8	3.4	1.2	3.2	2.4	
I don't have any brothers or sisters	3.9	3.9	3.1	4.3	3.8	
N of Valid	597	559	422	375	1953	
N of Miss	123	93	102	66	384	

Table 254: Have any of your brothers or sisters ever: been suspended or expelled from school?




Response	6	8	10	12	Total	
No	79.2	72.0	69.6	73.3	74.0	
Yes	17.4	23.7	27.3	22.7	22.3	
I don't have any brothers or sisters	3.3	4.3	3.1	4.0	3.7	
N of Valid	602	558	421	375	1956	
N of Miss	118	94	103	66	381	

Table 255: Have any of your brothers or sisters ever: used e-cigarettes, e-cigars or e-hookahs (vaping)?




Response	6	8	10	12	Total	
No	89.4	80.3	73.9	70.4	79.8	
Yes	7.0	15.7	22.8	25.1	16.3	
I don't have any brothers or sisters	3.7	3.9	3.4	4.5	3.8	
N of Valid	601	559	417	375	1952	
N of Miss	119	93	107	66	385	

Table 256: Have any of your brothers or sisters ever: used prescription drugs not prescribed to him/her?




Response	6	8	10	12	Total	
No	92.3	89.4	85.9	83.2	88.3	
Yes	4.0	6.3	11.0	12.3	7.8	
I don't have any brothers or sisters	3.7	4.3	3.1	4.5	3.9	
N of Valid	599	554	418	374	1945	
N of Miss	121	98	106	67	392	

Table 257: Have you changed homes in the past year (the last 12 months)?



Response	6	8	10	12	Total	
No	72.5	72.0	77.6	79.9	74.9	
Yes	27.5	28.0	22.4	20.1	25.1	
N of Valid	607	560	425	374	1966	
N of Miss	113	92	99	67	371	

Table 258: How many times have you changed homes since kindergarten?






Response	6	8	10	12	Total	
Never	40.4	31.1	31.4	36.7	35.1	
1 or 2 times	31.7	32.7	32.3	33.2	32.4	
3 or 4 times	17.5	18.9	18.9	15.8	17.9	
5 or 6 times	4.6	9.5	12.5	6.7	8.1	
7 or more times	5.8	7.9	5.0	7.5	6.5	
N of Valid	606	560	424	373	1963	
N of Miss	114	92	100	68	374	

Table 259: Have you changed schools (including changing from elementary to middle and middle to high school) in the past year?



Response	6	8	10	12	Total	
No	67.7	68.3	67.6	83.5	70.9	
Yes	32.3	31.7	32.4	16.5	29.1	
N of Valid	601	556	417	375	1949	
N of Miss	119	96	107	66	388	

Table 260: How many times have you changed schools since kindergarten (including changing from elementary to middle and middle to high school)?






Response	6	8	10	12	Total	
Never	35.2	32.1	30.1	38.0	33.8	
1 or 2 times	40.7	26.7	20.1	21.3	28.6	
3 or 4 times	15.2	26.4	33.2	28.3	24.7	
5 or 6 times	5.3	7.6	12.1	7.0	7.7	
7 or more times	3.6	7.2	4.5	5.4	5.2	
N of Valid	605	554	422	371	1952	
N of Miss	115	98	102	70	385	

Table 261: Has anyone in your family ever had severe alcohol or drug problems?



Response	6	8	10	12	Total	
No	72.6	68.2	65.1	57.8	66.9	
Yes	27.4	31.8	34.9	42.2	33.1	
N of Valid	602	553	418	372	1945	
N of Miss	118	99	106	69	392	

Table 262: About how many adults (over 21) have you known personally who in the past year have: used marijuana, crack, cocaine, or other drugs?






Response	6	8	10	12	Total	
0	78.0	69.0	56.2	48.0	65.0	
1	11.0	14.0	13.5	13.2	12.8	
2	4.3	8.2	10.0	13.2	8.4	
3-4	3.2	3.8	7.8	9.7	5.6	
5	3.5	5.0	12.6	15.9	8.2	
N of Valid	601	558	422	371	1952	
N of Miss	119	94	102	70	385	

Table 263: About how many adults (over 21) have you known personally who in the past year have: sold or dealt drugs?






Response	6	8	10	12	Total	
0	85.6	80.6	72.0	68.5	78.0	
1	7.9	7.9	10.2	10.6	8.9	
2	3.4	4.8	7.1	7.9	5.5	
3-4	0.8	3.2	3.6	4.3	2.8	
5	2.3	3.4	7.1	8.7	4.9	
N of Valid	597	557	421	368	1943	
N of Miss	123	95	103	73	394	

Table 264: About how many adults (over 21) have you known personally who in the past year have: done other things that could get them in trouble with the police, like stealing, selling stolen goods, mugging or assaulting others, etc.?






Response	6	8	10	12	Total	
0	80.8	75.8	71.4	69.3	75.2	
1	10.7	10.2	7.9	9.2	9.7	
2	3.5	5.7	6.4	7.8	5.6	
3-4	2.7	3.4	4.1	2.7	3.2	
5	2.3	4.8	10.3	11.1	6.4	
N of Valid	599	559	419	371	1948	
N of Miss	121	93	105	70	389	

Table 265: About how many adults (over 21) have you known personally who in the past year have: gotten drunk or high?










Response	6	8	10	12	Total	
0	58.3	49.2	35.9	34.1	46.3	
1	18.8	16.9	16.4	10.8	16.2	
2	8.0	11.2	11.2	11.3	10.2	
3-4	4.7	7.2	9.3	12.6	7.9	
5	10.2	15.5	27.3	31.2	19.4	
N of Valid	600	555	421	372	1948	
N of Miss	120	97	103	69	389	

Table 266: How honest were you in filling out this survey?

Response	6	8	10	12	Total	
I was very honest	82.4	76.8	75.4	80.3	78.9	
I was honest pretty much of the time	14.3	18.0	17.3	12.2	15.6	
I was honest some of the time	2.1	4.0	6.1	5.4	4.1	
I was honest once in a while	1.1	1.3	1.2	2.2	1.4	
I was not honest at all	0.0	0.0	0.0	0.0	0.0	
N of Valid	614	556	423	370	1963	
N of Miss	106	96	101	71	374	