

# 2018 APNA

## Arkansas Prevention Needs Assessment Survey

Pulaski County  
Tables

Arkansas Department of Human Services  
Division of Aging, Adult & Behavioral Health Services  
And  
University of Arkansas at Little Rock  
MidSOUTH Center for Prevention and Training

Conducted by International Survey Associates dba Pride Surveys



## Contents

1	INTRODUCTION	11
2	PERCENTAGE TABLES	15

## List of Frequency Distribution Tables

1	Gender	16
2	Age	16
3	Are you Hispanic or Latino?	16
4	What is your race? Black or African American	17
5	What is your race? Asian	17
6	What is your race? American Indian	17
7	What is your race? Alaska Native	17
8	What is your race? White	18
9	What is your race? Native Hawaiian or Other Pacific Islander	18
10	What is your race? Other	18
11	What is the highest level of schooling completed by your mother or father?	19
12	Think of where you live most of the time. Which of the following people live there with you? Mother	19
13	Think of where you live most of the time. Which of the following people live there with you? Stepmother	19
14	Think of where you live most of the time. Which of the following people live there with you? Foster Mother	20
15	Think of where you live most of the time. Which of the following people live there with you? Grandmother	20
16	Think of where you live most of the time. Which of the following people live there with you? Aunt	20
17	Think of where you live most of the time. Which of the following people live there with you? Father	20
18	Think of where you live most of the time. Which of the following people live there with you? Stepfather	21
19	Think of where you live most of the time. Which of the following people live there with you? Foster Father	21
20	Think of where you live most of the time. Which of the following people live there with you? Grandfather	21
21	Think of where you live most of the time. Which of the following people live there with you? Uncle	21
22	Think of where you live most of the time. Which of the following people live there with you? Other Adults	22
23	Think of where you live most of the time. Which of the following people live there with you? Brother(s)	22
24	Think of where you live most of the time. Which of the following people live there with you? Stepbrother(s)	22
25	Think of where you live most of the time. Which of the following people live there with you? Sister(s)	22
26	Think of where you live most of the time. Which of the following people live there with you? Stepsister(s)	23

27	Think of where you live most of the time. Which of the following people live there with you? Other Children . . . . .	23
28	In my school, students have lots of chances to help decide things like class activities and rules. . . . .	23
29	Teachers ask me to work on special classroom projects. . . . .	23
30	My teacher(s) notices when I am doing a good job and lets me know about it. . . . .	24
31	There are lots of chances for students in my school to get involved in sports, clubs, and other school activities outside of class. . . . .	24
32	There are lots of chances for students in my school to talk with a teacher one-on-one. . . . .	24
33	I feel safe at my school. . . . .	25
34	The school lets my parents know when I have done something well. . . . .	25
35	My teachers praise me when I work hard in school. . . . .	25
36	Are your school grades better than the grades of most students in your class? . . . . .	26
37	I have lots of chances to be part of class discussions or activities. . . . .	26
38	Now thinking back over the past year in school, how often did you: enjoy being in school? . . . . .	26
39	Now thinking back over the past year in school, how often did you: hate being in school? . . . . .	27
40	Now thinking back over the past year in school, how often did you: try to do your best work in school? . . . . .	27
41	How often do you feel that the school work you are assigned is meaningful and important? . . . . .	27
42	Putting them all together, what were your grades like last year? . . . . .	28
43	How important do you think the things you are learning in school are going to be for your later life? . . . . .	28
44	During the LAST FOUR WEEKS how many whole days of school have you missed because you skipped or "cut"? . . . . .	28
45	What are the chances you would be seen as cool if you: smoked cigarettes? . . . . .	29
46	What are the chances you would be seen as cool if you: worked hard at school? . . . . .	29
47	What are the chances you would be seen as cool if you: began drinking alcoholic beverages regularly, that is, at least once or twice a month? . . . . .	29
48	What are the chances you would be seen as cool if you: defended someone who was being bullied? . . . . .	30
49	What are the chances you would be seen as cool if you: smoked marijuana? . . . . .	30
50	What are the chances you would be seen as cool if you: carried a handgun? . . . . .	30
51	What are the chances you would be seen as cool if you: used e-cigarettes, e-cigars or e-hookahs (vaping)? . . . . .	31

52	What are the chances you would be seen as cool if you: bullied someone or cyber bullied someone? . . . . .	31
53	Think of your four best friends (the friends you feel closest to). In the past year (12 months), how many of your best friends have: participated in clubs, organizations or activities at school? . . . . .	31
54	Think of your four best friends (the friends you feel closest to). In the past year (12 months), how many of your best friends have: smoked cigarettes? . . . . .	32
55	Think of your four best friends (the friends you feel closest to). In the past year (12 months), how many of your best friends have: tried beer, wine or hard liquor (for example, vodka, whiskey, or gin) when their parents didn't know about it? . . . . .	32
56	Think of your four best friends (the friends you feel closest to). In the past year (12 months), how many of your best friends have: used e-cigarettes, e-cigars, or e-hookahs? . . . . .	32
57	Think of your four best friends (the friends you feel closest to). In the past year (12 months), how many of your best friends have: used marijuana? . . . . .	33
58	Think of your four best friends (the friends you feel closest to). In the past year (12 months), how many of your best friends have: used prescription drugs or non-prescription drugs for the purpose of getting high? . . . . .	33
59	Think of your four best friends (the friends you feel closest to). In the past year (12 months), how many of your best friends have: used synthetic marijuana (K2, spice) or bath salts? . . . . .	33
60	Think of your four best friends (the friends you feel closest to). In the past year (12 months), how many of your best friends have: used LSD, cocaine, amphetamines, or other illegal drugs? . . . . .	34
61	Think of your four best friends (the friends you feel closest to). In the past year (12 months), how many of your best friends have: been bullied? . . . . .	34
62	Think of your four best friends (the friends you feel closest to). In the past year (12 months), how many of your best friends have: been suspended from school? . . . . .	34
63	Think of your four best friends (the friends you feel closest to). In the past year (12 months), how many of your best friends have: carried a handgun? . . . . .	35
64	Think of your four best friends (the friends you feel closest to). In the past year (12 months), how many of your best friends have: sold illegal drugs? . . . . .	35
65	Think of your four best friends (the friends you feel closest to). In the past year (12 months), how many of your best friends have: regularly attended religious services? . . . . .	35

66	Think of your four best friends (the friends you feel closest to). In the past year (12 months), how many of your best friends have: stolen or tried to steal a motor vehicle such as a car or motorcycle?	36
67	Think of your four best friends (the friends you feel closest to). In the past year (12 months), how many of your best friends have: been arrested?	36
68	Think of your four best friends (the friends you feel closest to). In the past year (12 months), how many of your best friends have: dropped out of school?	36
69	Think of your four best friends (the friends you feel closest to). In the past year (12 months), how many of your best friends have: been members of a gang?	37
70	How old were you when you first: smoked marijuana?	37
71	How old were you when you first: smoked a cigarette, even just a puff?	38
72	How old were you when you first: had more than a sip or two of beer, wine or hard liquor (for example, vodka, whiskey, or gin)?	38
73	How old were you when you first: began drinking alcoholic beverages regularly, that is, at least once or twice a month?	39
74	How old were you when you first: used Pegaramide (peg, Peggy)?	39
75	How old were you when you first: got suspended from school?	40
76	How old were you when you first: got arrested?	40
77	How old were you when you first: carried a handgun?	41
78	How old were you when you first: used e-cigarettes, e-cigars, or e-hookahs (vaping)?	41
79	How old were you when you first: belonged to a gang?	42
80	How old were you when you first: used prescription drugs not prescribed to you?	42
81	How wrong do you think it is for someone your age to: take a handgun to school?	43
82	How wrong do you think it is for someone your age to: steal anything?	43
83	How wrong do you think it is for someone your age to: pick a fight with someone?	43
84	How wrong do you think it is for someone your age to: attack someone with the idea of seriously hurting them?	44
85	How wrong do you think it is for someone your age to: stay away from school all day when their parents think they are at school?	44
86	How wrong do you think it is for someone your age to: drink beer, wine or hard liquor (for example, vodka, whiskey, or gin) regularly?	44
87	How wrong do you think it is for someone your age to: smoke cigarettes?	45
88	How wrong do you think it is for someone your age to: smoke marijuana?	45

89	How wrong do you think it is for someone your age to: use prescription drugs or non-prescription drugs for the purpose of getting high?	45
90	How wrong do you think it is for someone your age to: use synthetic marijuana (K2, spice) or bath salts?	46
91	How wrong do you think it is for someone your age to: use LSD, cocaine, amphetamines or another illegal drug?	46
92	How wrong do you think it is for someone your age to: use e-cigarettes, e-cigars or e-hookahs (vaping)?	46
93	At school during the past 12 months, did you receive help from the resource teacher, speech therapist or other special education teacher?	47
94	How many times in the past year (12 months) have you: been suspended from school?	47
95	How many times in the past year (12 months) have you: carried a handgun?	47
96	How many times in the past year (12 months) have you: sold illegal drugs?	48
97	How many times in the past year (12 months) have you: stolen or tried to steal a motor vehicle such as a car or motorcycle?	48
98	How many times in the past year (12 months) have you: participated in clubs, organizations or activities at school?	48
99	How many times in the past year (12 months) have you: been arrested?	49
100	How many times in the past year (12 months) have you: attacked someone with the idea of seriously hurting them?	49
101	How many times in the past year (12 months) have you: been drunk or high at school?	49
102	How many times in the past year (12 months) have you: taken a handgun to school?	50
103	How many times in the past year (12 months) have you: used e-cigarettes, e-cigars, or e-hookahs (vaping)?	50
104	Are you currently on probation, or assigned a probation officer with Juvenile Court?	50
105	Have you ever belonged to a gang?	51
106	If you have ever belonged to a gang, did that gang have a name?	51
107	You are at a party at someone's house, and one of your friends offers you a drink containing alcohol. What would you say or do?	51
108	How often do you attend religious services or activities?	52
109	I think sometimes it's okay to cheat at school.	52
110	It is important to think before you act.	52
111	Sometimes I think that life is not worth it.	53
112	At times I think I am no good at all.	53
113	All in all, I am inclined to think that I am a failure.	53
114	In the past year, have you felt depressed or sad MOST days, even if you felt okay sometimes?	54
115	It is all right to beat up people if they start the fight.	54



116	I think it is okay to take something without asking if you can get away with it. . . . .	54
117	Where do you get the most information about living a drug and alcohol free life? Parents/guardians . . . . .	55
118	Where do you get the most information about living a drug and alcohol free life? Friends . . . . .	55
119	Where do you get the most information about living a drug and alcohol free life? Family members . . . . .	55
120	Where do you get the most information about living a drug and alcohol free life? School . . . . .	56
121	Where do you get the most information about living a drug and alcohol free life? Internet . . . . .	56
122	Where do you get the most information about living a drug and alcohol free life? TV . . . . .	56
123	Where do you get the most information about living a drug and alcohol free life? Social media . . . . .	57
124	How much do you think people risk harming themselves (physically or in other ways) if they: smoked one or more packs of cigarettes per day? . . . . .	57
125	How much do you think people risk harming themselves (physically or in other ways) if they: try marijuana once or twice? . . . . .	57
126	How much do you think people risk harming themselves (physically or in other ways) if they: smoke marijuana once or twice a week? . . . . .	58
127	How much do you think people risk harming themselves (physically or in other ways) if they: take one or two drinks of an alcoholic beverage (beer, wine, liquor) nearly every day? . . . . .	58
128	How much do you think people risk harming themselves (physically or in other ways) if they: have five or more drinks of an alcoholic beverage once or twice a weekend? . . . . .	58
129	How much do you think people risk harming themselves (physically or in other ways) if they: use prescription drugs that are not prescribed to them? . . . . .	59
130	How much do you think people risk harming themselves (physically or in other ways) if they: use non-prescription drugs to get high? . . . . .	59
131	How much do you think people risk harming themselves (physically or in other ways) if they: use e-cigarettes, e-cigars, or e-hookahs? . . . . .	59
132	Have you ever used smokeless tobacco (chew, snuff, plug, dipping tobacco, or chewing tobacco)? . . . . .	60
133	How often have you used smokeless tobacco during the past 30 days? . . . . .	60
134	Have you ever smoked cigarettes? . . . . .	60
135	How frequently have you smoked cigarettes during the past 30 days? . . . . .	61
136	Which statement best describes rules about smoking inside your home or your family cars? . . . . .	61
137	Have you ever used e-cigarettes, e-cigars, or e-hookahs (vaping)? . . . . .	61

138	How frequently have you used e-cigarettes, e-cigars, or e-hookahs (vaping)? . . . . .	62
139	During this school year, were you taught in any of your classes about the dangers of tobacco use? . . . . .	62
140	During the past 12 months, have you participated in any community activities to discourage people your age from using cigarettes, chewing tobacco, snuff, dip or cigars, e-cigarettes, e-cigars, or e-hookahs? . . . . .	62
141	Think back over the last two weeks. How many times have you had five or more alcoholic drinks in a row? . . . . .	63
142	During the past 30 days, how many times did you ride in a car or other vehicle driven by someone who had been drinking alcohol or using drugs to get high? . . . . .	63
143	During the past 30 days, how many times did you drive a car or other vehicle when you had been drinking alcohol or using drugs to get high? . . . . .	63
144	If you drank alcohol (not just a sip or taste) in the past year, where did you usually drink it? . . . . .	64
145	How do you feel about someone your age having one or two drinks of an alcoholic beverage nearly every day? . . . . .	64
146	On how many occasions have you had alcoholic beverages (beer, wine or hard liquor) to drink in your lifetime - more than just a few sips? . . . . .	64
147	On how many occasions have you drunk one or more drinks of an alcoholic beverage during the past 30 days? . . . . .	65
148	On how many occasions have you used marijuana (grass, pot) or hashish (hash, hash oil) in your lifetime? . . . . .	65
149	On how many occasions have you used marijuana (grass, pot) or hashish (hash, hash oil) during the past 30 days? . . . . .	65
150	On how many occasions have you used LSD or other psychedelics in your lifetime? . . . . .	66
151	On how many occasions have you used LSD or other psychedelics during the past 30 days? . . . . .	66
152	On how many occasions have you used cocaine or crack in your lifetime? . . . . .	66
153	On how many occasions have you used cocaine or crack during the past 30 days? . . . . .	67
154	On how many occasions have you sniffed glue, breathed the contents of an aerosol spray can, or inhaled other gases or sprays, in order to get high in your lifetime? . . . . .	67
155	On how many occasions have you sniffed glue, breathed the contents of an aerosol spray can, or inhaled other gases or sprays, in order to get high during the past 30 days? . . . . .	67
156	On how many occasions have you used Pegaramide (peg, Peggy, etc.) in your lifetime? . . . . .	68

157	On how many occasions have you used Pegaramide (peg, Peggy, etc.) during the past 30 days? . . . . .	68
158	On how many occasions have you used synthetic marijuana (K2, spice) in your lifetime? . . . . .	68
159	On how many occasions have you used synthetic marijuana (K2, spice) during the past 30 days? . . . . .	69
160	On how many occasions have you used methamphetamines (meth, speed, crank, crystal meth) in your lifetime? . . . . .	69
161	On how many occasions have you used methamphetamines (meth, speed, crank, crystal meth) in the past 30 days? . . . . .	69
162	On how many occasions have you used other chemical products (bath salts, plant food, etc.) in your lifetime? . . . . .	70
163	On how many occasions have you used other chemical products (bath salts, plant food, etc.) during the past 30 days? . . . . .	70
164	On how many occasions have you used heroin or other opiates in your lifetime? . . . . .	70
165	On how many occasions have you used heroin or other opiates during the past 30 days? . . . . .	71
166	On how many occasions have you used MDMA ('X', 'E', or ecstasy) in your lifetime? . . . . .	71
167	On how many occasions have you used MDMA ('X', 'E', or ecstasy) during the past 30 days? . . . . .	71
168	On how many occasions have you taken prescription drugs (such as Valium, Xanax, Ritalin, Adderall, OxyContin, Tramadol, or sleeping pills) not prescribed to you in your lifetime? . . . . .	72
169	On how many occasions have you taken prescription drugs (such as Valium, Xanax, Ritalin, Adderall, OxyContin, Tramadol, or sleeping pills) not prescribed to you during the past 30 days? . . . . .	72
170	On how many occasions have you taken non-prescription medicines such as diet pills (for example, Dietac, Dexatrim or Prolamine), stay-awake pills (for example No-Doz, Vivarin, or Wake), or cough or cold medicines (robos, DXM, etc.) to get high in your lifetime? . . . . .	72
171	On how many occasions have you taken non-prescription medicines such as diet pills (for example, Dietac, Dexatrim or Prolamine), stay-awake pills (for example No-Doz, Vivarin, or Wake), or cough or cold medicines (robos, DXM, etc.) to get high during the past 30 days? . . . . .	73
172	On how many occasions have you been drunk or very high from drinking alcoholic beverages during the past 30 days? . . . . .	73
173	On how many occasions have you drunk flavored alcoholic beverages, sometimes called 'alcopops' (like Mike's Hard Lemonade, Smirnoff Ice, Bacardi Breezers, etc.) in your lifetime? . . . . .	73
174	On how many occasions have you drunk flavored alcoholic beverages, sometimes called 'alcopops' (like Mike's Hard Lemonade, Smirnoff Ice, Bacardi Breezers, etc.) during the past 30 days? . . . . .	74

175	If you smoked cigarettes (not just a puff or drag) in the past year, how did you usually get them? . . . . .	74
176	If you used e-cigarettes, e-cigars, or e-hookahs (not just a puff or drag) in the past year, how did you usually get them? - I did not use e-cigarettes, e-cigars, or e-hookahs in the past year . . . . .	75
177	If you used e-cigarettes, e-cigars, or e-hookahs (not just a puff or drag) in the past year, how did you usually get them? - I bought them in a store such as a convenience store, supermarket, discount store, or gas station . . . . .	75
178	If you used e-cigarettes, e-cigars, or e-hookahs (not just a puff or drag) in the past year, how did you usually get them? - I got them on the Internet . . . . .	75
179	If you used e-cigarettes, e-cigars, or e-hookahs (not just a puff or drag) in the past year, how did you usually get them? - I got them at a store that sells electronic cigarettes, such as a "vape shop" . . . . .	75
180	If you used e-cigarettes, e-cigars, or e-hookahs (not just a puff or drag) in the past year, how did you usually get them? - I got them from a family member . . . . .	76
181	If you used e-cigarettes, e-cigars, or e-hookahs (not just a puff or drag) in the past year, how did you usually get them? - I got them from a friend . . . . .	76
182	If you used e-cigarettes, e-cigars, or e-hookahs (not just a puff or drag) in the past year, how did you usually get them? - A stranger got them for me . . . . .	76
183	If you used e-cigarettes, e-cigars, or e-hookahs (not just a puff or drag) in the past year, how did you usually get them? - I took them from a store or shop . . . . .	76
184	If you used e-cigarettes, e-cigars, or e-hookahs (not just a puff or drag) in the past year, how did you usually get them? - I got them some other way . . . . .	77
185	If you used marijuana (grass, pot) (not just a puff or drag) in the past year, how did you usually get it? - I did not use marijuana (grass, pot) in the past year . . . . .	77
186	If you used marijuana (grass, pot) (not just a puff or drag) in the past year, how did you usually get it? - I bought it myself . . . . .	77
187	If you used marijuana (grass, pot) (not just a puff or drag) in the past year, how did you usually get it? - I got it from someone at school . . . . .	77
188	If you used marijuana (grass, pot) (not just a puff or drag) in the past year, how did you usually get it? - I got it from someone with a medical marijuana card . . . . .	78
189	If you used marijuana (grass, pot) (not just a puff or drag) in the past year, how did you usually get it? - I got it from my brother or sister . . . . .	78

190	If you used marijuana (grass, pot) (not just a puff or drag) in the past year, how did you usually get it? - I got it from another relative	78
191	If you used marijuana (grass, pot) (not just a puff or drag) in the past year, how did you usually get it? - Other	78
192	If you drank alcohol (not just a sip or taste) in the past year, how did you usually get it?	79
193	If you used prescription drugs or over the counter drugs without a doctor telling you to use it or for the purpose of getting high, where did you get these drugs? - Did not use	79
194	If you used prescription drugs or over the counter drugs without a doctor telling you to use it or for the purpose of getting high, where did you get these drugs? - Bought or took from store or shop	80
195	If you used prescription drugs or over the counter drugs without a doctor telling you to use it or for the purpose of getting high, where did you get these drugs? - Got from parents with permission	80
196	If you used prescription drugs or over the counter drugs without a doctor telling you to use it or for the purpose of getting high, where did you get these drugs? - Got from home without permission	80
197	If you used prescription drugs or over the counter drugs without a doctor telling you to use it or for the purpose of getting high, where did you get these drugs? - Got from relative with permission	80
198	If you used prescription drugs or over the counter drugs without a doctor telling you to use it or for the purpose of getting high, where did you get these drugs? - Got from relative without permission	81
199	If you used prescription drugs or over the counter drugs without a doctor telling you to use it or for the purpose of getting high, where did you get these drugs? - Got from friend's home with permission	81
200	If you used prescription drugs or over the counter drugs without a doctor telling you to use it or for the purpose of getting high, where did you get these drugs? - Got from friend's home without permission	81
201	If you used prescription drugs or over the counter drugs without a doctor telling you to use it or for the purpose of getting high, where did you get these drugs? - Got from friend at school	81
202	If you used prescription drugs or over the counter drugs without a doctor telling you to use it or for the purpose of getting high, where did you get these drugs? - Got from friend at party	82
203	If you used prescription drugs or over the counter drugs without a doctor telling you to use it or for the purpose of getting high, where did you get these drugs? - Got from friend, elsewhere	82
204	If you used prescription drugs or over the counter drugs without a doctor telling you to use it or for the purpose of getting high, where did you get these drugs? - Got from internet sale	82
205	During the last month, about how many marijuana cigarettes, or the equivalent, did you smoke a day, on the average?	83

206	How wrong do your friends feel it would be for YOU to: have one or two drinks of an alcoholic beverage nearly every day?	83
207	How wrong do your friends feel it would be for YOU to: smoke tobacco?	83
208	How wrong do your friends feel it would be for YOU to: smoke marijuana?	84
209	How wrong do your friends feel it would be for YOU to: use prescription drugs not prescribed to you?	84
210	How wrong would most adults (over 21) in your neighborhood think it is for kids your age: to use marijuana?	84
211	How wrong would most adults (over 21) in your neighborhood think it is for kids your age: to drink alcohol?	85
212	How wrong would most adults (over 21) in your neighborhood think it is for kids your age: to smoke cigarettes?	85
213	How much do each of the following statements describe your neighborhood? crime and/or drug selling	85
214	How much do each of the following statements describe your neighborhood? fights	86
215	How much do each of the following statements describe your neighborhood? lots of empty or abandoned buildings	86
216	How much do each of the following statements describe your neighborhood? lots of graffiti	86
217	I feel safe in my neighborhood.	87
218	If a kid smoked marijuana in your neighborhood would he or she be caught by the police?	87
219	If a kid drank some beer, wine or hard liquor (for example, vodka, whiskey, or gin) in your neighborhood would he or she be caught by the police?	87
220	If a kid carried a handgun in your neighborhood would he or she be caught by the police?	88
221	If you wanted to get some cigarettes, how easy would it be for you to get some?	88
222	If you wanted to get some beer, wine or hard liquor (for example, vodka, whiskey, or gin), how easy would it be for you to get some?	88
223	If you wanted to get a drug like cocaine, LSD, or amphetamines, how easy would it be for you to get some?	89
224	If you wanted to get a handgun, how easy would it be for you to get one?	89
225	If you wanted to get some marijuana, how easy would it be for you to get some?	89
226	If you wanted to get prescription drugs for the purpose of getting high, how easy would it be for you to get some?	90
227	If you wanted to get synthetic marijuana such as K2 or chemical products such as bath salts to get high, how easy would it be for you to get some?	90



228	If you wanted to get steroids to use or to enhance athletic performance, how easy would it be for you to get some? . . . . .	90
229	If you wanted to get e-cigarettes, e-cigars, or e-hookahs, how easy would it be for you to get some? . . . . .	91
230	During the past 12 months, have you participated in any alcohol prevention programs or seen any alcohol prevention messages in your school or community? Yes, a school-based program focused on preventing underage drinking and/or drinking and driving. . . . .	91
231	During the past 12 months, have you participated in any alcohol prevention programs or seen any alcohol prevention messages in your school or community? Yes, a community-based program focused on preventing underage drinking and/or drinking and driving (for example, through your church or temple or through youth groups like Boys and Girls Club or 4-H). . . . .	91
232	During the past 12 months, have you participated in any alcohol prevention programs or seen any alcohol prevention messages in your school or community? Yes, a media campaign addressing underage drinking and/or drinking and driving (for example, newspaper ads, posters, pamphlets, radio, TV). . . . .	92
233	During the past 12 months, have you participated in any alcohol prevention programs or seen any alcohol prevention messages in your school or community? No . . . . .	92
234	How wrong do your parents feel it would be for YOU to: have one or two drinks of an alcoholic beverage nearly every day? . . . . .	92
235	How wrong do your parents feel it would be for YOU to: smoke tobacco? . . . . .	92
236	How wrong do your parents feel it would be for YOU to: smoke marijuana? . . . . .	93
237	How wrong do your parents feel it would be for YOU to: use prescription drugs not prescribed to you? . . . . .	93
238	How wrong do your parents feel it would be for YOU to: steal something? . . . . .	93
239	How wrong do your parents feel it would be for YOU to: draw graffiti, write things, or draw pictures on buildings or other property (without the owner's permission)? . . . . .	94
240	How wrong do your parents feel it would be for YOU to: pick a fight with someone? . . . . .	94
241	During the past 12 months, have you talked with at least one of your parents about the dangers of underage drinking and/or drinking and driving? By parents, we mean either your biological parents, adoptive parents, stepparents, or adult guardians - whether or not they live with you. . . . .	94
242	The rules in my family are clear. . . . .	95
243	People in my family have serious arguments about the same things, and often insult or yell at each other. . . . .	95

244	When I am not at home, one of my parents knows where I am and who I am with. . . . .	95
245	My family has clear rules about alcohol and drug use. . . . .	96
246	If you skipped school would you be caught by your parents? . . . . .	96
247	My parents ask if I've gotten my homework done. . . . .	96
248	Would your parents know if you did not come home on time? . . . . .	97
249	Do you know how to properly dispose of leftover prescription drugs? . . . . .	97
250	Have any of your brothers or sisters ever: drunk beer, wine or hard liquor (for example, vodka, whiskey or gin)? . . . . .	97
251	Have any of your brothers or sisters ever: smoked marijuana? . . . . .	97
252	Have any of your brothers or sisters ever: smoked cigarettes? . . . . .	98
253	Have any of your brothers or sisters ever: taken a handgun to school? . . . . .	98
254	Have any of your brothers or sisters ever: been suspended or expelled from school? . . . . .	98
255	Have any of your brothers or sisters ever: used e-cigarettes, e-cigars or e-hookahs (vaping)? . . . . .	98
256	Have any of your brothers or sisters ever: used prescription drugs not prescribed to him/her? . . . . .	99
257	Have you changed homes in the past year (the last 12 months)? . . . . .	99
258	How many times have you changed homes since kindergarten? . . . . .	99
259	Have you changed schools (including changing from elementary to middle and middle to high school) in the past year? . . . . .	99
260	How many times have you changed schools since kindergarten (including changing from elementary to middle and middle to high school)? . . . . .	100
261	Has anyone in your family ever had severe alcohol or drug problems? . . . . .	100
262	About how many adults (over 21) have you known personally who in the past year have: used marijuana, crack, cocaine, or other drugs? . . . . .	100
263	About how many adults (over 21) have you known personally who in the past year have: sold or dealt drugs? . . . . .	101
264	About how many adults (over 21) have you known personally who in the past year have: done other things that could get them in trouble with the police, like stealing, selling stolen goods, mugging or assaulting others, etc.? . . . .	101
265	About how many adults (over 21) have you known personally who in the past year have: gotten drunk or high? . . . . .	101
266	How honest were you in filling out this survey? . . . . .	102

List of Figures

1	Grade Chart . . . . .	12
2	Gender Chart . . . . .	13
3	Age Chart . . . . .	14

# 1 INTRODUCTION

This report was generated from data collected on the *2018 Arkansas Prevention Needs Assessment Student Survey*. This report contains basic frequency tables of all data collected and graphs on the selected demographic variables of grade, gender and age.

Questions regarding the information found in this report can be directed to:

**International Survey Associates dba Pride Surveys**

Mr. Jay Gleaton

2140 Newmarket Parkway

Suite 116

Marietta, GA 30067

Telephone: (800) 279-6361

Fax: (770) 726-9327

Website: <http://www.pridesurveys.com>

# Grade Chart

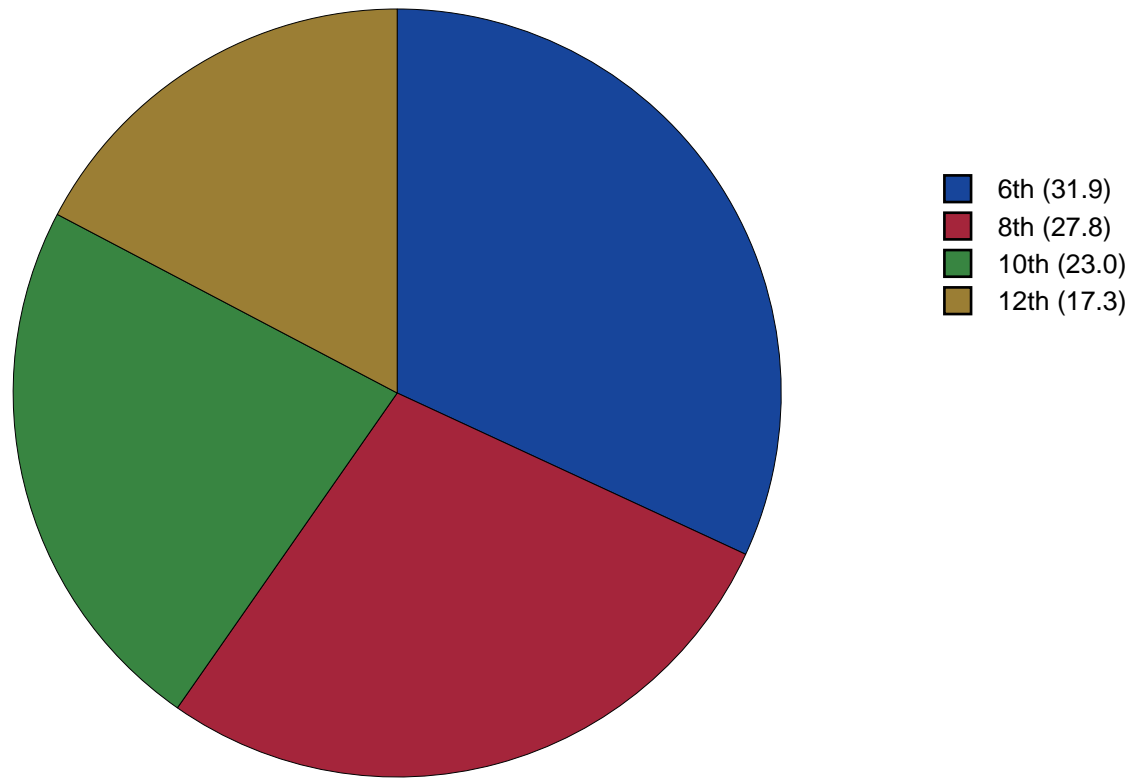


Figure 1: Grade Chart

## Gender Chart

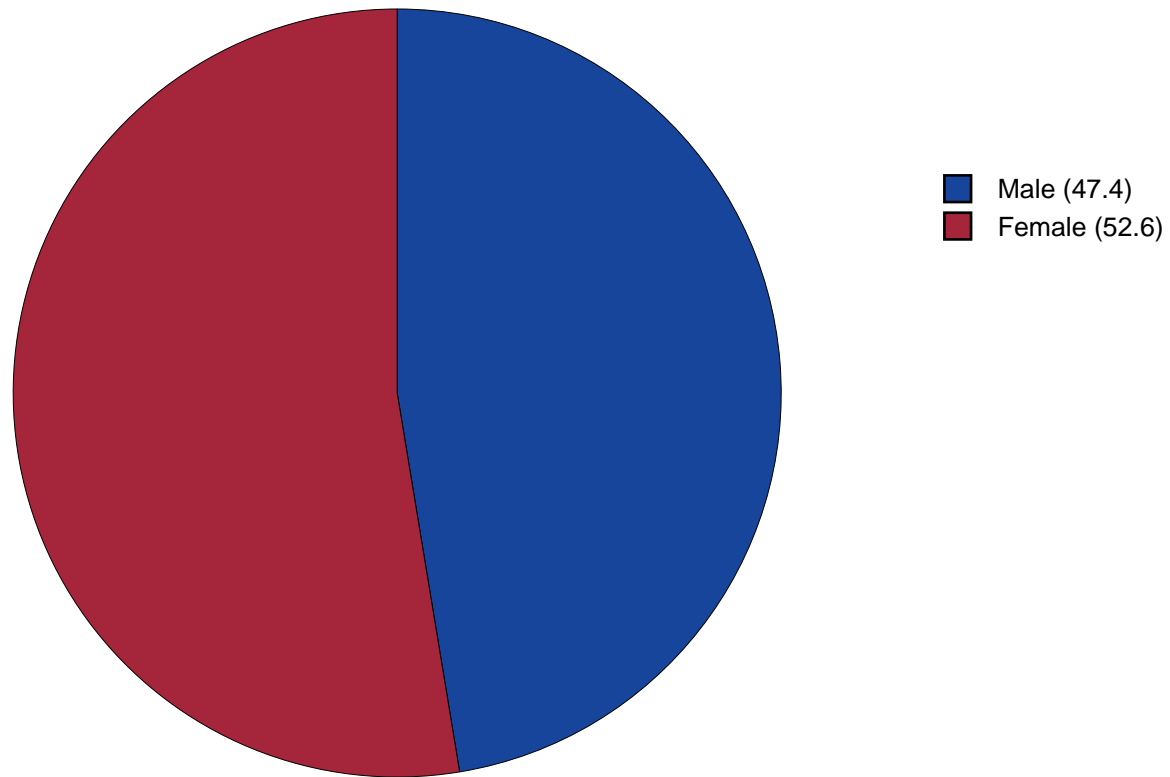


Figure 2: Gender Chart



# Age Chart

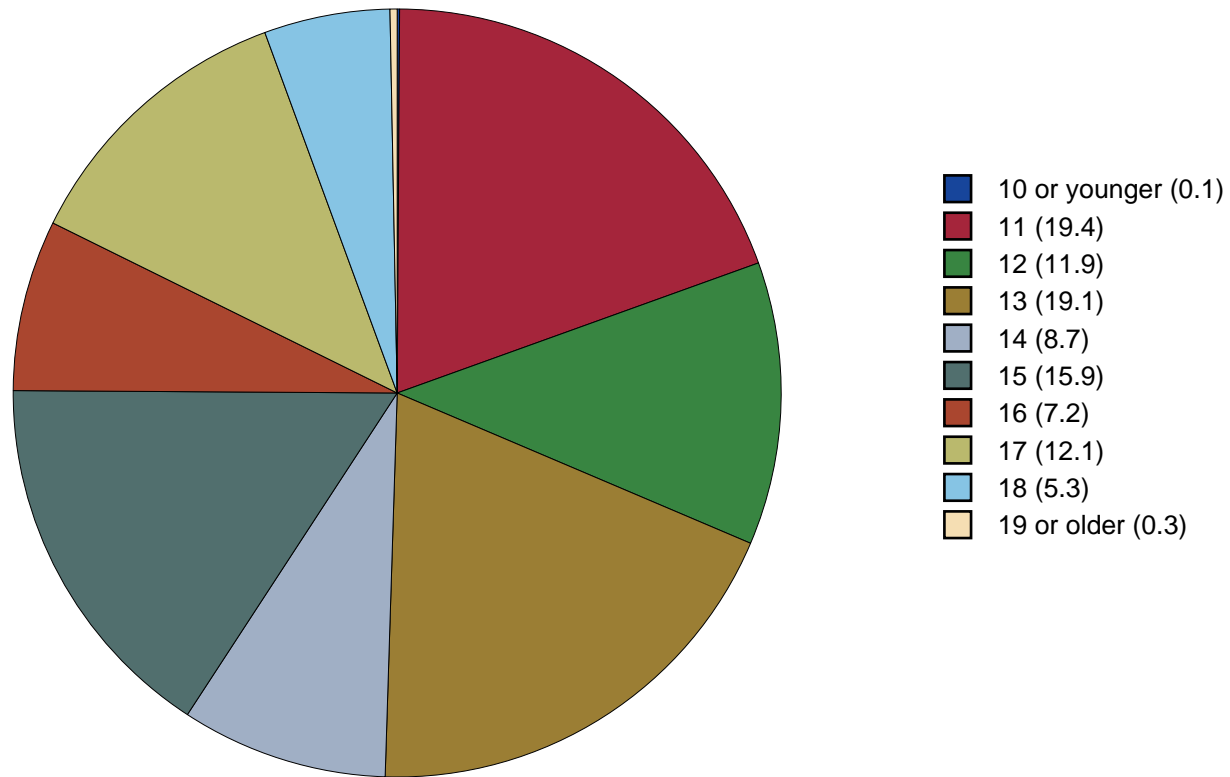


Figure 3: Age Chart

## 2 PERCENTAGE TABLES

The following tables contain frequency distribution detailing how your students responded to each question on the survey. The tables appear in the same order as the questions on the survey. The tables include breakdowns by grade level as well as overall percentages. The *N of Valid* row is a frequency count of the number of valid responses to each question for each grade and overall. The *N of Miss* row is a frequency count of the number of invalid (marked more than one response) or missing (i.e. did not respond) responses to each question for each grade and overall.

For the questions that allowed more than one response (i.e. race, live with, etc.) each response becomes a separate table. If a student did not mark the response, that was counted as a NO response, and if they did mark the response, that was counted as a YES response. Since a non response is a valid response for these questions, the *N of Miss* will always be zero for these questions.

Table 1: Gender



Response	6	8	10	12	Total	
Male	48.3	47.2	46.9	47.1	47.4	
Female	51.7	52.8	53.1	52.9	52.6	
N of Valid	2694	2328	1922	1419	8363	
N of Miss	68	72	67	77	284	

Table 2: Age











Response	6	8	10	12	Total	
10 or younger	0.4	0.0	0.0	0.0	0.1	
11	60.6	0.0	0.0	0.0	19.4	
12	36.8	0.5	0.0	0.0	11.9	
13	2.1	66.4	0.0	0.0	19.1	
14	0.1	30.7	0.5	0.0	8.7	
15	0.0	2.4	66.3	0.0	15.9	
16	0.0	0.0	31.0	0.5	7.2	
17	0.0	0.0	2.0	67.0	12.1	
18	0.0	0.0	0.2	30.6	5.3	
19 or older	0.0	0.0	0.0	1.9	0.3	
N of Valid	2747	2379	1979	1488	8593	
N of Miss	15	21	10	8	54	

Table 3: Are you Hispanic or Latino?



Response	6	8	10	12	Total	
No	84.0	84.4	84.0	85.9	84.4	
Yes	16.0	15.6	16.0	14.1	15.6	
N of Valid	2637	2325	1932	1463	8357	
N of Miss	125	75	57	33	290	

Table 4: What is your race? Black or African American



Response	6	8	10	12	Total	
No	46.9	45.3	45.1	41.4	45.1	
Yes	53.1	54.7	54.9	58.6	54.9	
N of Valid	2718	2349	1945	1458	8470	
N of Miss	0	0	0	0	0	

Table 5: What is your race? Asian



Response	6	8	10	12	Total	
No	96.8	94.9	96.5	96.4	96.1	
Yes	3.2	5.1	3.5	3.6	3.9	
N of Valid	2718	2349	1945	1458	8470	
N of Miss	0	0	0	0	0	

Table 6: What is your race? American Indian



Response	6	8	10	12	Total	
No	94.5	94.6	95.1	96.8	95.1	
Yes	5.5	5.4	4.9	3.2	4.9	
N of Valid	2718	2349	1945	1458	8470	
N of Miss	0	0	0	0	0	

Table 7: What is your race? Alaska Native



Response	6	8	10	12	Total	
No	99.7	99.8	99.8	99.8	99.8	
Yes	0.3	0.2	0.2	0.2	0.2	
N of Valid	2718	2349	1945	1458	8470	
N of Miss	0	0	0	0	0	

Table 8: What is your race? White



Response	6	8	10	12	Total	
No	67.9	67.6	64.8	65.7	66.8	
Yes	32.1	32.4	35.2	34.3	33.2	
N of Valid	2718	2349	1945	1458	8470	
N of Miss	0	0	0	0	0	

Table 9: What is your race? Native Hawaiian or Other Pacific Islander



Response	6	8	10	12	Total	
No	99.2	98.8	99.1	99.4	99.1	
Yes	0.8	1.2	0.9	0.6	0.9	
N of Valid	2718	2349	1945	1458	8470	
N of Miss	0	0	0	0	0	

Table 10: What is your race? Other



Response	6	8	10	12	Total	
No	83.1	83.0	85.4	90.3	84.8	
Yes	16.9	17.0	14.6	9.7	15.2	
N of Valid	2718	2349	1945	1458	8470	
N of Miss	0	0	0	0	0	



Table 11: What is the highest level of schooling completed by your mother or father?









Response	6	8	10	12	Total	
Completed grade school or less	4.5	3.8	1.9	3.0	3.5	
Some high school	3.5	4.6	13.4	17.9	8.6	
Completed high school	8.4	12.8	13.9	15.3	12.1	
Some college	9.1	12.7	15.7	19.5	13.5	
Completed college	23.7	24.5	25.8	22.5	24.2	
Graduate or professional school after college	14.3	17.2	16.9	13.3	15.5	
Don't know	33.9	22.0	11.2	6.6	20.5	
Does not apply	2.4	2.3	1.2	1.9	2.0	
N of Valid	2657	2350	1962	1476	8445	
N of Miss	105	50	27	20	202	

Table 12: Think of where you live most of the time. Which of the following people live there with you? Mother



Response	6	8	10	12	Total	
No	10.6	11.2	13.9	15.7	12.4	
Yes	89.4	88.8	86.1	84.3	87.6	
N of Valid	2733	2385	1978	1488	8584	
N of Miss	0	0	0	0	0	

Table 13: Think of where you live most of the time. Which of the following people live there with you? Stepmother



Response	6	8	10	12	Total	
No	95.0	94.9	94.2	96.0	95.0	
Yes	5.0	5.1	5.8	4.0	5.0	
N of Valid	2733	2385	1978	1488	8584	
N of Miss	0	0	0	0	0	

Table 14: Think of where you live most of the time. Which of the following people live there with you? Foster Mother



Response	6	8	10	12	Total	
No	99.5	99.2	99.1	99.4	99.3	
Yes	0.5	0.8	0.9	0.6	0.7	
N of Valid	2733	2385	1978	1488	8584	
N of Miss	0	0	0	0	0	

Table 15: Think of where you live most of the time. Which of the following people live there with you? Grandmother



Response	6	8	10	12	Total	
No	85.8	85.8	89.0	90.0	87.3	
Yes	14.2	14.2	11.0	10.0	12.7	
N of Valid	2733	2385	1978	1488	8584	
N of Miss	0	0	0	0	0	

Table 16: Think of where you live most of the time. Which of the following people live there with you? Aunt



Response	6	8	10	12	Total	
No	93.5	94.4	95.6	95.9	94.6	
Yes	6.5	5.6	4.4	4.1	5.4	
N of Valid	2733	2385	1978	1488	8584	
N of Miss	0	0	0	0	0	

Table 17: Think of where you live most of the time. Which of the following people live there with you? Father



Response	6	8	10	12	Total	
No	46.8	50.2	51.6	54.0	50.1	
Yes	53.2	49.8	48.4	46.0	49.9	
N of Valid	2733	2385	1978	1488	8584	
N of Miss	0	0	0	0	0	

Table 18: Think of where you live most of the time. Which of the following people live there with you? Stepfather



Response	6	8	10	12	Total	
No	87.4	84.3	85.1	87.0	85.9	
Yes	12.6	15.7	14.9	13.0	14.1	
N of Valid	2733	2385	1978	1488	8584	
N of Miss	0	0	0	0	0	

Table 19: Think of where you live most of the time. Which of the following people live there with you? Foster Father



Response	6	8	10	12	Total	
No	99.6	99.5	99.3	99.6	99.5	
Yes	0.4	0.5	0.7	0.4	0.5	
N of Valid	2733	2385	1978	1488	8584	
N of Miss	0	0	0	0	0	

Table 20: Think of where you live most of the time. Which of the following people live there with you? Grandfather



Response	6	8	10	12	Total	
No	93.8	93.3	94.7	95.6	94.2	
Yes	6.2	6.7	5.3	4.4	5.8	
N of Valid	2733	2385	1978	1488	8584	
N of Miss	0	0	0	0	0	

Table 21: Think of where you live most of the time. Which of the following people live there with you? Uncle



Response	6	8	10	12	Total	
No	93.9	95.6	96.5	97.2	95.5	
Yes	6.1	4.4	3.5	2.8	4.5	
N of Valid	2733	2385	1978	1488	8584	
N of Miss	0	0	0	0	0	

Table 22: Think of where you live most of the time. Which of the following people live there with you? Other Adults



Response	6	8	10	12	Total	
No	97.1	97.2	99.1	97.8	97.7	
Yes	2.9	2.8	0.9	2.2	2.3	
N of Valid	2733	2385	1978	1488	8584	
N of Miss	0	0	0	0	0	

Table 23: Think of where you live most of the time. Which of the following people live there with you? Brother(s)



Response	6	8	10	12	Total	
No	53.1	49.9	54.3	59.5	53.6	
Yes	46.9	50.1	45.7	40.5	46.4	
N of Valid	2733	2385	1978	1488	8584	
N of Miss	0	0	0	0	0	

Table 24: Think of where you live most of the time. Which of the following people live there with you? Stepbrother(s)



Response	6	8	10	12	Total	
No	96.7	95.6	96.5	97.8	96.5	
Yes	3.3	4.4	3.5	2.2	3.5	
N of Valid	2733	2385	1978	1488	8584	
N of Miss	0	0	0	0	0	

Table 25: Think of where you live most of the time. Which of the following people live there with you? Sister(s)



Response	6	8	10	12	Total	
No	52.6	53.2	55.8	61.2	55.0	
Yes	47.4	46.8	44.2	38.8	45.0	
N of Valid	2733	2385	1978	1488	8584	
N of Miss	0	0	0	0	0	

Table 26: Think of where you live most of the time. Which of the following people live there with you? Stepsister(s)

Response	6	8	10	12	Total	
No	96.7	95.5	96.3	98.1	96.5	
Yes	3.3	4.5	3.7	1.9	3.5	
N of Valid	2733	2385	1978	1488	8584	
N of Miss	0	0	0	0	0	

Table 27: Think of where you live most of the time. Which of the following people live there with you? Other Children

Response	6	8	10	12	Total	
No	95.2	95.9	95.6	95.8	95.6	
Yes	4.8	4.1	4.4	4.2	4.4	
N of Valid	2733	2385	1978	1488	8584	
N of Miss	0	0	0	0	0	

Table 28: In my school, students have lots of chances to help decide things like class activities and rules.

Response	6	8	10	12	Total	
NO!	14.6	15.9	15.6	18.2	15.8	
no	36.5	35.7	35.0	37.3	36.1	
yes	40.4	42.2	42.1	36.9	40.7	
YES!	8.5	6.1	7.4	7.6	7.4	
N of Valid	2644	2339	1935	1457	8375	
N of Miss	118	61	54	39	272	

Table 29: Teachers ask me to work on special classroom projects.

Response	6	8	10	12	Total	
NO!	10.6	10.8	10.2	11.5	10.7	
no	36.5	38.8	40.7	38.9	38.5	
yes	38.6	41.1	41.6	39.2	40.1	
YES!	14.3	9.3	7.6	10.4	10.7	
N of Valid	2621	2309	1918	1455	8303	
N of Miss	141	91	71	41	344	



Table 30: My teacher(s) notices when I am doing a good job and lets me know about it.

Response	6	8	10	12	Total	
NO!	6.3	7.1	9.2	8.3	7.5	
no	16.2	22.5	28.5	28.0	22.9	
yes	47.7	48.9	46.3	49.1	47.9	
YES!	29.8	21.5	16.1	14.5	21.7	
N of Valid	2590	2307	1898	1437	8232	
N of Miss	172	93	91	59	415	

Table 31: There are lots of chances for students in my school to get involved in sports, clubs, and other school activities outside of class.

Response	6	8	10	12	Total	
NO!	5.6	3.6	2.9	3.2	4.0	
no	13.3	9.0	8.3	10.2	10.4	
yes	38.6	41.0	40.9	43.2	40.6	
YES!	42.4	46.5	47.9	43.3	45.0	
N of Valid	2622	2327	1918	1450	8317	
N of Miss	140	73	71	46	330	

Table 32: There are lots of chances for students in my school to talk with a teacher one-on-one.

Response	6	8	10	12	Total	
NO!	6.0	5.7	5.9	6.6	6.0	
no	17.1	22.1	22.8	23.4	20.9	
yes	44.8	49.7	50.4	50.0	48.4	
YES!	32.1	22.5	20.9	20.0	24.7	
N of Valid	2623	2331	1919	1451	8324	
N of Miss	139	69	70	45	323	

Table 33: I feel safe at my school.

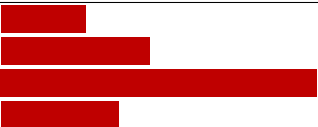
Response	6	8	10	12	Total	
NO!	10.2	12.4	11.8	11.6	11.4	
no	16.3	23.5	26.6	23.8	22.0	
yes	45.9	49.7	52.2	53.1	49.7	
YES!	27.6	14.4	9.4	11.4	16.9	
N of Valid	2615	2317	1911	1443	8286	
N of Miss	147	83	78	53	361	

Table 34: The school lets my parents know when I have done something well.

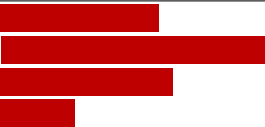
Response	6	8	10	12	Total	
NO!	15.6	21.8	28.8	33.2	23.5	
no	36.2	39.3	46.0	45.9	41.0	
yes	31.8	29.4	20.1	17.3	25.9	
YES!	16.4	9.6	5.1	3.5	9.6	
N of Valid	2605	2314	1914	1438	8271	
N of Miss	157	86	75	58	376	

Table 35: My teachers praise me when I work hard in school.


Response	6	8	10	12	Total	
NO!	13.9	14.9	16.2	18.5	15.5	
no	31.6	37.9	43.8	41.8	38.0	
yes	37.7	37.1	33.6	32.9	35.7	
YES!	16.9	10.1	6.4	6.7	10.8	
N of Valid	2591	2316	1915	1445	8267	
N of Miss	171	84	74	51	380	

Table 36: Are your school grades better than the grades of most students in your class?





Response	6	8	10	12	Total	
NO!	6.6	6.8	7.5	6.3	6.8	
no	28.7	27.6	31.1	28.2	28.9	
yes	46.3	47.5	45.3	47.9	46.7	
YES!	18.3	18.1	16.1	17.7	17.6	
N of Valid	2573	2302	1911	1442	8228	
N of Miss	189	98	78	54	419	

Table 37: I have lots of chances to be part of class discussions or activities.





Response	6	8	10	12	Total	
NO!	5.9	4.7	3.0	3.0	4.4	
no	15.1	16.0	15.8	15.8	15.6	
yes	47.6	56.5	60.7	59.7	55.2	
YES!	31.3	22.8	20.6	21.5	24.7	
N of Valid	2609	2316	1914	1444	8283	
N of Miss	153	84	75	52	364	

Table 38: Now thinking back over the past year in school, how often did you: enjoy being in school?






Response	6	8	10	12	Total	
Never	6.6	8.5	9.7	11.0	8.6	
Seldom	12.6	16.3	19.8	21.5	16.8	
Sometimes	37.4	41.1	44.0	40.2	40.4	
Often	22.6	22.7	19.7	20.9	21.7	
Almost always	20.8	11.3	6.8	6.5	12.5	
N of Valid	2637	2326	1901	1442	8306	
N of Miss	125	74	88	54	341	

Table 39: Now thinking back over the past year in school, how often did you: hate being in school?






Response	6	8	10	12	Total	
Never	13.7	7.6	4.3	4.5	8.2	
Seldom	28.1	22.2	18.5	17.7	22.4	
Sometimes	31.7	34.6	36.1	35.6	34.2	
Often	14.3	21.2	25.9	26.4	21.0	
Almost always	12.2	14.4	15.2	15.9	14.1	
N of Valid	2600	2286	1887	1426	8199	
N of Miss	162	114	102	70	448	

Table 40: Now thinking back over the past year in school, how often did you: try to do your best work in school?






Response	6	8	10	12	Total	
Never	0.8	0.9	0.9	1.3	0.9	
Seldom	1.5	1.6	2.7	2.4	2.0	
Sometimes	7.1	11.6	15.5	16.8	12.0	
Often	20.4	31.4	33.3	32.3	28.5	
Almost always	70.2	54.5	47.6	47.2	56.6	
N of Valid	2597	2304	1888	1437	8226	
N of Miss	165	96	101	59	421	

Table 41: How often do you feel that the school work you are assigned is meaningful and important?






Response	6	8	10	12	Total	
Never	4.6	5.7	7.0	8.5	6.1	
Seldom	10.6	18.4	23.8	26.1	18.5	
Sometimes	27.3	36.8	39.8	40.1	35.0	
Often	30.5	24.8	20.9	18.8	24.7	
Almost always	27.0	14.3	8.5	6.5	15.7	
N of Valid	2627	2297	1893	1430	8247	
N of Miss	135	103	96	66	400	

Table 42: Putting them all together, what were your grades like last year?

Response	6	8	10	12	Total	
Mostly F's	1.1	1.0	1.5	0.6	1.1	
Mostly D's	1.8	3.9	4.9	2.7	3.3	
Mostly C's	10.1	18.1	22.9	23.9	17.7	
Mostly B's	31.9	38.4	36.9	41.7	36.6	
Mostly A's	55.1	38.7	33.7	31.1	41.4	
N of Valid	2552	2271	1882	1410	8115	
N of Miss	210	129	107	86	532	

Table 43: How important do you think the things you are learning in school are going to be for your later life?

Response	6	8	10	12	Total	
Very important	45.8	24.8	13.6	10.4	26.4	
Quite important	25.9	24.6	18.1	17.9	22.4	
Fairly important	18.3	28.8	32.4	32.0	26.9	
Slightly important	7.7	18.2	28.4	31.3	19.4	
Not at all important	2.2	3.6	7.5	8.3	4.9	
N of Valid	2642	2316	1903	1427	8288	
N of Miss	120	84	86	69	359	

Table 44: During the LAST FOUR WEEKS how many whole days of school have you missed because you skipped or "cut"?

Response	6	8	10	12	Total	
None	66.1	68.2	65.7	50.6	63.9	
1	11.3	9.0	9.3	14.8	10.8	
2	8.4	8.5	7.9	11.6	8.9	
3	5.4	5.7	6.9	9.4	6.5	
4-5	5.9	5.8	6.6	8.5	6.5	
6-10	2.0	2.0	2.6	4.1	2.5	
11 or more	1.0	0.8	1.1	1.0	1.0	
N of Valid	2655	2323	1907	1437	8322	
N of Miss	107	77	82	59	325	



Table 45: What are the chances you would be seen as cool if you: smoked cigarettes?


Response	6	8	10	12	Total	
No or very little chance	88.1	79.2	79.8	81.4	82.6	
Little chance	5.7	10.3	10.6	10.9	9.0	
Some chance	3.3	6.2	6.4	5.5	5.2	
Pretty good chance	1.7	2.9	2.3	1.4	2.1	
Very good chance	1.1	1.3	0.9	0.8	1.1	
N of Valid	2570	2279	1871	1407	8127	
N of Miss	192	121	118	89	520	

Table 46: What are the chances you would be seen as cool if you: worked hard at school?

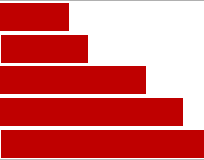
Response	6	8	10	12	Total	
No or very little chance	6.8	10.3	9.1	9.0	8.7	
Little chance	8.1	13.0	13.8	13.5	11.7	
Some chance	15.2	21.4	27.3	24.6	21.3	
Pretty good chance	26.4	29.7	26.2	27.5	27.4	
Very good chance	43.6	25.5	23.7	25.3	30.8	
N of Valid	2573	2252	1843	1385	8053	
N of Miss	189	148	146	111	594	

Table 47: What are the chances you would be seen as cool if you: began drinking alcoholic beverages regularly, that is, at least once or twice a month?


Response	6	8	10	12	Total	
No or very little chance	85.2	68.5	57.2	56.4	69.1	
Little chance	7.0	14.1	14.4	14.0	11.9	
Some chance	3.9	9.0	13.8	14.0	9.3	
Pretty good chance	2.4	6.1	10.9	10.8	6.8	
Very good chance	1.6	2.3	3.7	4.8	2.8	
N of Valid	2556	2261	1851	1398	8066	
N of Miss	206	139	138	98	581	

Table 48: What are the chances you would be seen as cool if you: defended someone who was being bullied?

Response	6	8	10	12	Total	
No or very little chance	12.8	13.7	14.4	15.4	13.9	
Little chance	10.0	17.2	16.4	15.0	14.4	
Some chance	19.1	26.1	30.4	27.1	25.1	
Pretty good chance	23.8	22.8	22.7	23.3	23.2	
Very good chance	34.3	20.2	16.1	19.2	23.5	
N of Valid	2561	2258	1863	1399	8081	
N of Miss	201	142	126	97	566	

Table 49: What are the chances you would be seen as cool if you: smoked marijuana?

Response	6	8	10	12	Total	
No or very little chance	86.7	63.7	44.5	44.0	63.1	
Little chance	5.6	9.8	10.1	11.3	8.8	
Some chance	3.2	8.1	13.5	13.9	8.8	
Pretty good chance	2.1	9.2	14.9	13.1	9.0	
Very good chance	2.4	9.2	17.0	17.7	10.3	
N of Valid	2559	2264	1864	1398	8085	
N of Miss	203	136	125	98	562	

Table 50: What are the chances you would be seen as cool if you: carried a handgun?

Response	6	8	10	12	Total	
No or very little chance	84.5	73.4	68.9	70.1	75.3	
Little chance	6.4	8.7	12.2	11.4	9.3	
Some chance	3.5	7.6	8.0	8.2	6.5	
Pretty good chance	2.4	4.9	5.0	4.4	4.0	
Very good chance	3.3	5.3	5.9	5.9	4.9	
N of Valid	2547	2262	1862	1398	8069	
N of Miss	215	138	127	98	578	

Table 51: What are the chances you would be seen as cool if you: used e-cigarettes, e-cigars or e-hookahs (vaping)?






Response	6	8	10	12	Total	
No or very little chance	85.1	66.4	53.6	56.5	67.7	
Little chance	5.9	11.0	10.2	9.8	9.0	
Some chance	3.7	8.5	12.6	9.7	8.1	
Pretty good chance	2.3	7.3	10.6	11.6	7.2	
Very good chance	2.9	6.9	13.1	12.3	8.0	
N of Valid	2558	2257	1861	1395	8071	
N of Miss	204	143	128	101	576	

Table 52: What are the chances you would be seen as cool if you: bullied someone or cyber bullied someone?






Response	6	8	10	12	Total	
No or very little chance	85.1	66.4	53.6	56.5	67.7	
Little chance	5.9	11.0	10.2	9.8	9.0	
Some chance	3.7	8.5	12.6	9.7	8.1	
Pretty good chance	2.3	7.3	10.6	11.6	7.2	
Very good chance	2.9	6.9	13.1	12.3	8.0	
N of Valid	2558	2257	1861	1395	8071	
N of Miss	204	143	128	101	576	

Table 53: Think of your four best friends (the friends you feel closest to). In the past year (12 months), how many of your best friends have: participated in clubs, organizations or activities at school?






Response	6	8	10	12	Total	
0	20.9	15.3	15.9	18.6	17.8	
1	13.4	12.3	13.0	12.5	12.8	
2	17.3	19.4	19.5	19.7	18.8	
3	15.7	17.1	17.6	12.8	16.0	
4	32.7	35.9	34.0	36.4	34.5	
N of Valid	2547	2256	1841	1383	8027	
N of Miss	215	144	148	113	620	

Table 54: Think of your four best friends (the friends you feel closest to). In the past year (12 months), how many of your best friends have: smoked cigarettes?






Response	6	8	10	12	Total	
0	95.2	88.7	85.3	82.8	89.0	
1	3.1	6.3	7.9	7.6	5.9	
2	0.9	2.3	3.7	5.0	2.6	
3	0.3	1.1	1.7	1.9	1.1	
4	0.5	1.6	1.5	2.7	1.4	
N of Valid	2515	2213	1818	1367	7913	
N of Miss	247	187	171	129	734	

Table 55: Think of your four best friends (the friends you feel closest to). In the past year (12 months), how many of your best friends have: tried beer, wine or hard liquor (for example, vodka, whiskey, or gin) when their parents didn't know about it?






Response	6	8	10	12	Total	
0	87.4	70.2	51.9	50.3	68.1	
1	7.4	13.1	15.2	14.5	12.0	
2	2.8	7.1	13.7	11.4	8.0	
3	1.0	3.7	7.1	6.9	4.2	
4	1.4	5.8	12.1	16.9	7.7	
N of Valid	2558	2252	1838	1381	8029	
N of Miss	204	148	151	115	618	

Table 56: Think of your four best friends (the friends you feel closest to). In the past year (12 months), how many of your best friends have: used e-cigarettes, e-cigars, or e-hookahs?






Response	6	8	10	12	Total	
0	95.5	83.4	65.8	63.0	79.7	
1	2.5	7.2	12.5	10.8	7.5	
2	1.1	4.3	7.3	7.8	4.6	
3	0.5	2.4	5.4	5.2	2.9	
4	0.4	2.8	8.9	13.3	5.2	
N of Valid	2557	2253	1835	1377	8022	
N of Miss	205	147	154	119	625	

Table 57: Think of your four best friends (the friends you feel closest to). In the past year (12 months), how many of your best friends have: used marijuana?






Response	6	8	10	12	Total	
0	95.3	77.7	53.0	47.0	72.4	
1	2.6	8.7	14.9	14.1	9.1	
2	1.1	5.4	10.3	12.6	6.4	
3	0.4	2.9	7.3	8.6	4.1	
4	0.6	5.4	14.5	17.8	8.1	
N of Valid	2543	2240	1827	1373	7983	
N of Miss	219	160	162	123	664	

Table 58: Think of your four best friends (the friends you feel closest to). In the past year (12 months), how many of your best friends have: used prescription drugs or non-prescription drugs for the purpose of getting high?






Response	6	8	10	12	Total	
0	96.6	89.5	84.3	83.7	89.6	
1	1.9	5.2	7.9	7.7	5.2	
2	0.6	2.3	4.0	4.8	2.6	
3	0.4	1.0	1.6	1.3	1.0	
4	0.5	2.0	2.2	2.6	1.7	
N of Valid	2546	2247	1834	1371	7998	
N of Miss	216	153	155	125	649	

Table 59: Think of your four best friends (the friends you feel closest to). In the past year (12 months), how many of your best friends have: used synthetic marijuana (K2, spice) or bath salts?






Response	6	8	10	12	Total	
0	97.8	95.2	94.9	95.4	96.0	
1	1.0	2.4	2.6	2.1	1.9	
2	0.6	0.8	1.3	1.2	0.9	
3	0.2	0.5	0.7	0.7	0.5	
4	0.4	1.2	0.6	0.7	0.7	
N of Valid	2535	2250	1833	1376	7994	
N of Miss	227	150	156	120	653	

Table 60: Think of your four best friends (the friends you feel closest to). In the past year (12 months), how many of your best friends have: used LSD, cocaine, amphetamines, or other illegal drugs?






Response	6	8	10	12	Total	
0	98.0	95.6	92.4	90.1	94.7	
1	1.2	2.4	4.6	4.7	2.9	
2	0.4	0.8	1.6	2.7	1.2	
3	0.2	0.3	0.7	0.9	0.5	
4	0.2	0.9	0.8	1.7	0.8	
N of Valid	2540	2248	1833	1375	7996	
N of Miss	222	152	156	121	651	

Table 61: Think of your four best friends (the friends you feel closest to). In the past year (12 months), how many of your best friends have: been bullied?






Response	6	8	10	12	Total	
0	40.3	49.1	60.2	68.7	52.2	
1	25.5	21.4	15.5	13.9	20.1	
2	14.9	13.4	12.7	8.0	12.8	
3	7.4	6.9	4.9	3.3	6.0	
4	11.9	9.2	6.7	6.1	8.9	
N of Valid	2540	2247	1833	1376	7996	
N of Miss	222	153	156	120	651	

Table 62: Think of your four best friends (the friends you feel closest to). In the past year (12 months), how many of your best friends have: been suspended from school?






Response	6	8	10	12	Total	
0	52.2	44.5	54.3	64.6	52.7	
1	19.6	19.7	18.2	15.4	18.6	
2	10.9	14.0	11.2	9.7	11.6	
3	6.0	7.9	6.0	4.0	6.2	
4	11.3	14.0	10.3	6.2	10.9	
N of Valid	2538	2247	1827	1380	7992	
N of Miss	224	153	162	116	655	

Table 63: Think of your four best friends (the friends you feel closest to). In the past year (12 months), how many of your best friends have: carried a handgun?

Response	6	8	10	12	Total	
0	93.7	89.9	89.1	89.5	90.9	
1	3.5	4.8	5.1	5.0	4.5	
2	1.5	1.9	2.7	2.4	2.0	
3	0.5	1.3	1.1	1.4	1.0	
4	0.8	2.1	2.0	1.7	1.6	
N of Valid	2540	2244	1830	1376	7990	
N of Miss	222	156	159	120	657	

Table 64: Think of your four best friends (the friends you feel closest to). In the past year (12 months), how many of your best friends have: sold illegal drugs?

Response	6	8	10	12	Total	
0	98.5	93.1	86.9	85.3	92.0	
1	0.8	4.1	6.8	7.7	4.3	
2	0.4	1.0	3.4	3.7	1.8	
3	0.2	0.8	1.3	1.7	0.9	
4	0.2	1.0	1.6	1.6	1.0	
N of Valid	2521	2238	1827	1377	7963	
N of Miss	241	162	162	119	684	

Table 65: Think of your four best friends (the friends you feel closest to). In the past year (12 months), how many of your best friends have: regularly attended religious services?

Response	6	8	10	12	Total	
0	46.9	37.9	36.4	38.0	40.4	
1	11.9	15.9	17.1	16.1	15.0	
2	11.1	16.9	19.2	19.8	16.1	
3	10.6	12.5	12.2	11.6	11.7	
4	19.4	16.8	15.1	14.5	16.8	
N of Valid	2479	2229	1817	1376	7901	
N of Miss	283	171	172	120	746	

Table 66: Think of your four best friends (the friends you feel closest to). In the past year (12 months), how many of your best friends have: stolen or tried to steal a motor vehicle such as a car or motorcycle?






Response	6	8	10	12	Total	
0	96.9	94.3	93.1	95.4	95.0	
1	1.8	3.1	3.7	2.0	2.7	
2	0.6	1.0	1.6	1.5	1.1	
3	0.4	0.7	0.4	0.5	0.5	
4	0.3	0.9	1.1	0.7	0.7	
N of Valid	2547	2232	1821	1370	7970	
N of Miss	215	168	168	126	677	

Table 67: Think of your four best friends (the friends you feel closest to). In the past year (12 months), how many of your best friends have: been arrested?






Response	6	8	10	12	Total	
0	93.6	89.1	87.5	88.2	90.0	
1	4.5	6.6	6.7	6.6	6.0	
2	0.9	1.8	3.1	2.8	2.0	
3	0.3	1.1	0.9	1.1	0.8	
4	0.7	1.3	1.8	1.2	1.2	
N of Valid	2545	2242	1827	1377	7991	
N of Miss	217	158	162	119	656	

Table 68: Think of your four best friends (the friends you feel closest to). In the past year (12 months), how many of your best friends have: dropped out of school?






Response	6	8	10	12	Total	
0	95.0	95.3	93.4	89.9	93.9	
1	3.2	3.2	4.2	6.7	4.1	
2	0.8	0.9	1.1	2.3	1.2	
3	0.4	0.2	0.4	0.7	0.4	
4	0.5	0.4	0.8	0.4	0.5	
N of Valid	2556	2241	1829	1379	8005	
N of Miss	206	159	160	117	642	



Table 69: Think of your four best friends (the friends you feel closest to). In the past year (12 months), how many of your best friends have: been members of a gang?






Response	6	8	10	12	Total	
0	90.5	83.8	84.0	86.3	86.4	
1	4.8	6.6	6.2	5.8	5.8	
2	1.9	2.9	3.9	2.5	2.8	
3	0.7	2.1	2.0	1.0	1.4	
4	2.0	4.6	3.9	4.4	3.6	
N of Valid	2546	2241	1829	1375	7991	
N of Miss	216	159	160	121	656	

Table 70: How old were you when you first: smoked marijuana?










Response	6	8	10	12	Total	
Never	98.1	88.4	71.7	63.2	83.3	
10 or younger	0.6	1.6	2.1	1.7	1.4	
11	0.7	1.7	1.7	1.2	1.3	
12	0.4	2.6	2.2	2.5	1.8	
13	0.1	4.5	4.8	3.5	3.0	
14	0.0	1.0	7.8	4.7	2.9	
15	0.0	0.0	8.4	7.6	3.2	
16	0.0	0.0	1.0	9.0	1.8	
17 or older	0.1	0.0	0.2	6.6	1.2	
N of Valid	2556	2246	1826	1382	8010	
N of Miss	206	154	163	114	637	

Table 71: How old were you when you first: smoked a cigarette, even just a puff?










Response	6	8	10	12	Total	
Never	95.9	90.5	86.3	82.2	89.8	
10 or younger	2.6	4.2	3.8	3.2	3.4	
11	1.1	1.4	1.5	1.2	1.3	
12	0.2	1.6	1.7	1.1	1.1	
13	0.1	1.9	1.9	1.5	1.3	
14	0.0	0.3	2.8	2.1	1.1	
15	0.0	0.0	1.6	2.8	0.9	
16	0.0	0.0	0.3	3.9	0.8	
17 or older	0.0	0.1	0.0	2.0	0.4	
N of Valid	2526	2212	1801	1373	7912	
N of Miss	236	188	188	123	735	

Table 72: How old were you when you first: had more than a sip or two of beer, wine or hard liquor (for example, vodka, whiskey, or gin)?










Response	6	8	10	12	Total	
Never	85.4	71.7	56.3	51.8	69.2	
10 or younger	9.4	9.1	7.8	5.2	8.2	
11	4.4	4.7	3.8	1.7	3.9	
12	0.7	5.2	3.3	2.6	2.9	
13	0.0	8.0	5.9	4.6	4.4	
14	0.0	1.2	10.7	6.6	3.9	
15	0.0	0.0	9.9	8.0	3.6	
16	0.0	0.0	2.3	11.3	2.5	
17 or older	0.1	0.1	0.1	8.2	1.5	
N of Valid	2551	2246	1832	1372	8001	
N of Miss	211	154	157	124	646	

Table 73: How old were you when you first: began drinking alcoholic beverages regularly, that is, at least once or twice a month?










Response	6	8	10	12	Total	
Never	98.5	94.5	88.4	83.2	92.4	
10 or younger	0.7	0.7	0.8	0.5	0.7	
11	0.5	0.7	0.5	0.0	0.5	
12	0.0	1.4	0.8	0.4	0.7	
13	0.1	2.3	1.4	0.9	1.1	
14	0.0	0.4	2.6	1.0	0.9	
15	0.0	0.1	4.7	2.9	1.6	
16	0.0	0.0	0.7	5.3	1.1	
17 or older	0.2	0.0	0.0	5.8	1.0	
N of Valid	2554	2245	1833	1380	8012	
N of Miss	208	155	156	116	635	

Table 74: How old were you when you first: used Pegaramide (peg, Peggy)?


Response	6	8	10	12	Total	
Never	100.0	100.0	100.0	100.0	100.0	
10 or younger	0.0	0.0	0.0	0.0	0.0	
11	0.0	0.0	0.0	0.0	0.0	
12	0.0	0.0	0.0	0.0	0.0	
13	0.0	0.0	0.0	0.0	0.0	
14	0.0	0.0	0.0	0.0	0.0	
15	0.0	0.0	0.0	0.0	0.0	
16	0.0	0.0	0.0	0.0	0.0	
17 or older	0.0	0.0	0.0	0.0	0.0	
N of Valid	2505	2230	1823	1379	7937	
N of Miss	257	170	166	117	710	

Table 75: How old were you when you first: got suspended from school?










Response	6	8	10	12	Total	
Never	72.8	60.4	62.2	63.2	65.2	
10 or younger	17.5	15.9	14.1	11.1	15.2	
11	7.3	7.6	4.0	3.3	5.9	
12	2.0	8.9	5.0	4.2	5.0	
13	0.3	5.8	5.6	5.2	3.9	
14	0.0	1.0	5.3	4.0	2.2	
15	0.0	0.1	3.1	3.1	1.3	
16	0.0	0.0	0.7	3.2	0.7	
17 or older	0.1	0.2	0.1	2.8	0.6	
N of Valid	2542	2234	1829	1384	7989	
N of Miss	220	166	160	112	658	

Table 76: How old were you when you first: got arrested?










Response	6	8	10	12	Total	
Never	98.2	95.8	92.8	94.4	95.7	
10 or younger	0.6	0.8	0.9	0.3	0.7	
11	0.6	0.5	0.9	0.3	0.6	
12	0.3	1.1	1.0	0.7	0.8	
13	0.2	1.2	1.1	0.5	0.7	
14	0.0	0.4	1.4	0.5	0.5	
15	0.0	0.1	1.5	1.1	0.6	
16	0.0	0.0	0.3	1.5	0.3	
17 or older	0.0	0.0	0.0	0.7	0.1	
N of Valid	2549	2248	1830	1380	8007	
N of Miss	213	152	159	116	640	

Table 77: How old were you when you first: carried a handgun?










Response	6	8	10	12	Total	
Never	95.7	92.6	93.0	92.9	93.7	
10 or younger	2.3	1.9	1.8	0.9	1.8	
11	1.1	1.2	0.8	0.2	0.9	
12	0.6	1.4	1.1	0.6	0.9	
13	0.0	1.8	0.7	1.0	0.9	
14	0.0	0.9	1.0	0.6	0.6	
15	0.0	0.0	1.3	1.5	0.6	
16	0.0	0.0	0.4	1.4	0.3	
17 or older	0.2	0.1	0.0	0.9	0.3	
N of Valid	2541	2247	1825	1382	7995	
N of Miss	221	153	164	114	652	

Table 78: How old were you when you first: used e-cigarettes, e-cigars, or e-hookahs (vaping)?










Response	6	8	10	12	Total	
Never	97.3	89.1	77.0	72.6	86.1	
10 or younger	1.1	1.2	0.8	0.1	0.9	
11	1.1	1.3	0.7	0.2	0.9	
12	0.4	2.7	1.5	0.8	1.3	
13	0.0	4.7	2.8	1.7	2.3	
14	0.0	0.8	7.3	2.0	2.2	
15	0.1	0.1	8.5	3.6	2.6	
16	0.0	0.0	1.4	9.9	2.0	
17 or older	0.0	0.0	0.1	8.9	1.6	
N of Valid	2546	2247	1830	1380	8003	
N of Miss	216	153	159	116	644	

Table 79: How old were you when you first: belonged to a gang?


Response	6	8	10	12	Total	
Never	96.9	95.1	95.6	94.0	95.6	
10 or younger	1.5	1.3	1.9	1.8	1.6	
11	0.8	0.9	0.4	0.7	0.7	
12	0.6	0.6	0.5	0.7	0.6	
13	0.1	1.5	0.3	0.6	0.6	
14	0.1	0.3	0.5	0.4	0.3	
15	0.0	0.1	0.5	1.0	0.3	
16	0.0	0.0	0.2	0.3	0.1	
17 or older	0.0	0.1	0.1	0.5	0.2	
N of Valid	2538	2244	1829	1376	7987	
N of Miss	224	156	160	120	660	

Table 80: How old were you when you first: used prescription drugs not prescribed to you?


Response	6	8	10	12	Total	
Never	97.6	94.8	92.5	90.4	94.4	
10 or younger	1.3	1.5	1.1	1.0	1.3	
11	0.9	0.7	0.6	0.9	0.7	
12	0.2	1.0	0.8	0.4	0.6	
13	0.0	1.5	0.9	0.8	0.8	
14	0.0	0.4	2.0	1.3	0.8	
15	0.0	0.2	1.7	2.1	0.8	
16	0.0	0.0	0.4	1.9	0.4	
17 or older	0.0	0.0	0.0	1.2	0.2	
N of Valid	2544	2252	1832	1381	8009	
N of Miss	218	148	157	115	638	

Table 81: How wrong do you think it is for someone your age to: take a handgun to school?





Response	6	8	10	12	Total	
Very wrong	92.0	88.0	89.3	91.3	90.2	
Wrong	6.1	8.3	6.9	5.3	6.8	
A little bit wrong	1.3	2.4	2.6	2.1	2.0	
Not at all wrong	0.6	1.4	1.2	1.3	1.1	
N of Valid	2581	2253	1838	1379	8051	
N of Miss	181	147	151	117	596	

Table 82: How wrong do you think it is for someone your age to: steal anything?





Response	6	8	10	12	Total	
Very wrong	66.3	53.5	54.1	67.3	60.1	
Wrong	26.5	34.2	34.2	24.3	30.0	
A little bit wrong	6.3	10.6	10.5	7.5	8.7	
Not at all wrong	0.9	1.7	1.2	0.9	1.2	
N of Valid	2558	2235	1830	1371	7994	
N of Miss	204	165	159	125	653	

Table 83: How wrong do you think it is for someone your age to: pick a fight with someone?





Response	6	8	10	12	Total	
Very wrong	52.2	38.5	42.9	56.3	46.9	
Wrong	30.4	34.7	35.2	28.0	32.3	
A little bit wrong	13.4	22.0	17.8	13.7	16.8	
Not at all wrong	4.0	4.8	4.2	2.1	3.9	
N of Valid	2554	2231	1830	1362	7977	
N of Miss	208	169	159	134	670	

Table 84: How wrong do you think it is for someone your age to: attack someone with the idea of seriously hurting them?





Response	6	8	10	12	Total	
Very wrong	84.2	72.9	73.0	74.8	76.9	
Wrong	10.8	18.6	18.6	16.8	15.8	
A little bit wrong	3.2	5.7	6.0	6.6	5.1	
Not at all wrong	1.8	2.8	2.4	1.8	2.2	
N of Valid	2551	2241	1825	1367	7984	
N of Miss	211	159	164	129	663	

Table 85: How wrong do you think it is for someone your age to: stay away from school all day when their parents think they are at school?





Response	6	8	10	12	Total	
Very wrong	77.8	60.2	53.0	52.5	62.9	
Wrong	17.3	28.0	28.8	28.1	24.8	
A little bit wrong	3.9	9.0	15.3	16.2	10.0	
Not at all wrong	1.1	2.8	2.9	3.2	2.4	
N of Valid	2556	2239	1828	1367	7990	
N of Miss	206	161	161	129	657	

Table 86: How wrong do you think it is for someone your age to: drink beer, wine or hard liquor (for example, vodka, whiskey, or gin) regularly?





Response	6	8	10	12	Total	
Very wrong	88.8	69.8	56.8	55.6	70.5	
Wrong	7.6	19.6	22.6	20.6	16.6	
A little bit wrong	2.4	7.5	16.0	17.0	9.5	
Not at all wrong	1.2	3.1	4.5	6.9	3.5	
N of Valid	2561	2239	1830	1366	7996	
N of Miss	201	161	159	130	651	



Table 87: How wrong do you think it is for someone your age to: smoke cigarettes?


Response	6	8	10	12	Total	
Very wrong	91.8	80.1	74.3	73.0	81.3	
Wrong	6.2	14.1	18.3	15.4	12.8	
A little bit wrong	1.3	3.8	5.3	7.5	4.0	
Not at all wrong	0.7	2.0	2.0	4.2	2.0	
N of Valid	2561	2243	1832	1372	8008	
N of Miss	201	157	157	124	639	

Table 88: How wrong do you think it is for someone your age to: smoke marijuana?


Response	6	8	10	12	Total	
Very wrong	92.0	69.8	46.3	44.2	67.1	
Wrong	5.4	15.3	18.5	14.8	12.8	
A little bit wrong	1.7	8.7	21.5	21.1	11.5	
Not at all wrong	0.9	6.3	13.7	19.9	8.6	
N of Valid	2562	2239	1832	1368	8001	
N of Miss	200	161	157	128	646	

Table 89: How wrong do you think it is for someone your age to: use prescription drugs or non-prescription drugs for the purpose of getting high?


Response	6	8	10	12	Total	
Very wrong	93.5	84.3	78.7	80.4	85.3	
Wrong	5.0	11.5	14.7	13.5	10.5	
A little bit wrong	0.8	2.5	4.3	3.7	2.6	
Not at all wrong	0.7	1.7	2.2	2.4	1.6	
N of Valid	2562	2237	1826	1366	7991	
N of Miss	200	163	163	130	656	

Table 90: How wrong do you think it is for someone your age to: use synthetic marijuana (K2, spice) or bath salts?

Response	6	8	10	12	Total	
Very wrong	94.1	87.3	84.0	88.2	88.9	
Wrong	4.6	9.5	12.1	8.6	8.4	
A little bit wrong	0.5	1.7	2.2	1.7	1.4	
Not at all wrong	0.9	1.6	1.6	1.5	1.4	
N of Valid	2547	2238	1826	1363	7974	
N of Miss	215	162	163	133	673	

Table 91: How wrong do you think it is for someone your age to: use LSD, cocaine, amphetamines or another illegal drug?

Response	6	8	10	12	Total	
Very wrong	96.1	90.2	87.4	88.0	91.1	
Wrong	3.1	7.6	9.3	7.1	6.5	
A little bit wrong	0.3	1.1	2.1	2.6	1.3	
Not at all wrong	0.5	1.1	1.2	2.4	1.1	
N of Valid	2562	2236	1827	1361	7986	
N of Miss	200	164	162	135	661	

Table 92: How wrong do you think it is for someone your age to: use e-cigarettes, e-cigars or e-hookahs (vaping)?

Response	6	8	10	12	Total	
Very wrong	90.0	71.4	57.0	55.4	71.4	
Wrong	6.0	14.9	17.5	14.4	12.6	
A little bit wrong	2.9	9.3	16.9	16.6	10.2	
Not at all wrong	1.0	4.4	8.5	13.6	5.8	
N of Valid	2548	2222	1820	1351	7941	
N of Miss	214	178	169	145	706	

Table 93: At school during the past 12 months, did you receive help from the resource teacher, speech therapist or other special education teacher?

Response	6	8	10	12	Total
No	0.0	0.0	0.0	0.0	0.0
Yes	0.0	0.0	0.0	0.0	0.0
N of Valid	0	0	0	0	0
N of Miss	0	0	0	0	0

Table 94: How many times in the past year (12 months) have you: been suspended from school?

Response	6	8	10	12	Total	
Never	78.2	72.2	80.9	83.1	78.0	<div></div>
1 to 2 times	16.3	19.1	13.7	13.2	16.0	<div></div>
3 to 5 times	3.4	5.3	3.6	2.3	3.8	<div></div>
6 to 9 times	0.9	1.7	0.7	0.5	1.0	<div></div>
10+ times	1.1	1.7	1.0	0.8	1.2	<div></div>
N of Valid	2559	2234	1821	1367	7981	
N of Miss	203	166	168	129	666	

Table 95: How many times in the past year (12 months) have you: carried a handgun?

Response	6	8	10	12	Total	
Never	96.4	93.6	95.2	94.8	95.1	<div></div>
1 to 2 times	2.6	3.8	2.2	2.2	2.8	<div></div>
3 to 5 times	0.6	1.2	0.9	0.9	0.9	<div></div>
6 to 9 times	0.1	0.3	0.5	0.4	0.3	<div></div>
10+ times	0.3	1.1	1.2	1.6	0.9	<div></div>
N of Valid	2536	2223	1815	1358	7932	
N of Miss	226	177	174	138	715	

Table 96: How many times in the past year (12 months) have you: sold illegal drugs?


Response	6	8	10	12	Total	
Never	99.6	98.2	96.3	95.4	97.7	
1 to 2 times	0.1	0.9	1.6	1.5	0.9	
3 to 5 times	0.0	0.3	0.7	1.0	0.4	
6 to 9 times	0.0	0.3	0.6	0.4	0.3	
10+ times	0.2	0.4	0.8	1.7	0.7	
N of Valid	2539	2226	1808	1362	7935	
N of Miss	223	174	181	134	712	

Table 97: How many times in the past year (12 months) have you: stolen or tried to steal a motor vehicle such as a car or motorcycle?


Response	6	8	10	12	Total	
Never	98.6	98.1	97.9	98.4	98.2	
1 to 2 times	1.0	1.3	1.3	0.9	1.1	
3 to 5 times	0.2	0.3	0.5	0.1	0.3	
6 to 9 times	0.1	0.1	0.1	0.2	0.1	
10+ times	0.1	0.2	0.3	0.4	0.2	
N of Valid	2529	2225	1817	1361	7932	
N of Miss	233	175	172	135	715	

Table 98: How many times in the past year (12 months) have you: participated in clubs, organizations or activities at school?


Response	6	8	10	12	Total	
Never	44.7	38.0	38.0	40.6	40.6	
1 to 2 times	23.9	23.6	20.2	13.7	21.2	
3 to 5 times	15.1	16.4	14.2	14.7	15.2	
6 to 9 times	4.3	5.7	5.7	6.5	5.4	
10+ times	12.1	16.4	21.8	24.5	17.7	
N of Valid	2524	2223	1818	1361	7926	
N of Miss	238	177	171	135	721	

Table 99: How many times in the past year (12 months) have you: been arrested?






Response	6	8	10	12	Total	
Never	98.7	96.4	96.2	96.6	97.1	
1 to 2 times	1.0	2.8	3.3	2.4	2.3	
3 to 5 times	0.2	0.4	0.4	0.6	0.4	
6 to 9 times	0.0	0.1	0.1	0.1	0.1	
10+ times	0.0	0.2	0.0	0.3	0.1	
N of Valid	2522	2227	1810	1360	7919	
N of Miss	240	173	179	136	728	

Table 100: How many times in the past year (12 months) have you: attacked someone with the idea of seriously hurting them?






Response	6	8	10	12	Total	
Never	91.2	87.3	91.2	92.6	90.3	
1 to 2 times	6.5	9.3	6.2	4.9	6.9	
3 to 5 times	1.2	1.6	1.6	1.3	1.4	
6 to 9 times	0.4	0.5	0.6	0.6	0.5	
10+ times	0.7	1.3	0.4	0.6	0.8	
N of Valid	2534	2226	1815	1361	7936	
N of Miss	228	174	174	135	711	

Table 101: How many times in the past year (12 months) have you: been drunk or high at school?






Response	6	8	10	12	Total	
Never	98.8	94.0	88.5	86.2	92.9	
1 to 2 times	1.0	3.8	6.2	4.6	3.6	
3 to 5 times	0.2	1.0	2.4	3.8	1.5	
6 to 9 times	0.0	0.3	0.8	0.9	0.4	
10+ times	0.0	0.9	2.0	4.6	1.5	
N of Valid	2534	2221	1815	1359	7929	
N of Miss	228	179	174	137	718	

Table 102: How many times in the past year (12 months) have you: taken a handgun to school?






Response	6	8	10	12	Total	
Never	99.7	99.4	99.6	99.1	99.5	
1 to 2 times	0.2	0.4	0.3	0.3	0.3	
3 to 5 times	0.0	0.2	0.1	0.1	0.1	
6 to 9 times	0.0	0.0	0.0	0.1	0.0	
10+ times	0.0	0.0	0.0	0.4	0.1	
N of Valid	2533	2223	1809	1357	7922	
N of Miss	229	177	180	139	725	

Table 103: How many times in the past year (12 months) have you: used e-cigarettes, e-cigars, or e-hookahs (vaping)?






Response	6	8	10	12	Total	
Never	99.7	99.4	99.6	99.1	99.5	
1 to 2 times	0.2	0.4	0.3	0.3	0.3	
3 to 5 times	0.0	0.2	0.1	0.1	0.1	
6 to 9 times	0.0	0.0	0.0	0.1	0.0	
10+ times	0.0	0.0	0.0	0.4	0.1	
N of Valid	2533	2223	1809	1357	7922	
N of Miss	229	177	180	139	725	

Table 104: Are you currently on probation, or assigned a probation officer with Juvenile Court?



Response	6	8	10	12	Total	
No	97.9	96.5	96.0	96.7	96.8	
Yes	2.1	3.5	4.0	3.3	3.2	
N of Valid	2179	1987	1606	1212	6984	
N of Miss	583	413	383	284	1663	

Table 105: Have you ever belonged to a gang?






Response	6	8	10	12	Total	
No	94.2	91.8	92.6	92.0	92.8	
No, but would like to	1.1	2.1	1.8	1.0	1.5	
Yes, in the past	2.8	3.0	2.1	2.2	2.6	
Yes, belong now	1.7	2.7	3.1	4.6	2.8	
Yes, but would like to get out	0.3	0.4	0.3	0.3	0.3	
N of Valid	2543	2219	1808	1348	7918	
N of Miss	219	181	181	148	729	

Table 106: If you have ever belonged to a gang, did that gang have a name?




Response	6	8	10	12	Total	
No	15.7	14.7	19.6	23.4	17.6	
Yes	3.9	6.5	5.7	6.9	5.5	
I have never belonged to a gang	80.4	78.8	74.7	69.7	76.8	
N of Valid	2535	2214	1794	1345	7888	
N of Miss	227	186	195	151	759	

Table 107: You are at a party at someone's house, and one of your friends offers you a drink containing alcohol. What would you say or do?





Response	6	8	10	12	Total	
Drink it	3.4	14.2	22.7	27.9	15.0	
Tell your friend, 'No thanks, I don't drink' and suggest that you and your friend go and do something else	47.1	41.3	37.8	30.7	40.5	
Just say, 'No thanks' and walk away	32.2	33.8	32.0	34.7	33.0	
Make up a good excuse, tell your friend you had something else to do, and leave	17.4	10.8	7.5	6.7	11.5	
N of Valid	2522	2218	1790	1349	7879	
N of Miss	240	182	199	147	768	

Table 108: How often do you attend religious services or activities?





Response	6	8	10	12	Total	
Never	28.8	21.2	22.6	21.9	24.1	
Rarely	23.0	26.5	27.4	28.3	25.9	
1-2 Times a Month	12.5	16.2	15.3	16.9	15.0	
About Once a Week or More	35.6	36.1	34.7	32.9	35.1	
N of Valid	2491	2214	1798	1354	7857	
N of Miss	271	186	191	142	790	

Table 109: I think sometimes it's okay to cheat at school.





Response	6	8	10	12	Total	
NO!	57.4	30.2	20.3	21.7	35.2	
no	31.9	41.8	36.6	29.9	35.4	
yes	9.1	24.4	35.1	37.6	24.2	
YES!	1.6	3.7	8.0	10.8	5.2	
N of Valid	2512	2208	1783	1342	7845	
N of Miss	250	192	206	154	802	

Table 110: It is important to think before you act.





Response	6	8	10	12	Total	
NO!	3.9	3.0	3.3	4.0	3.5	
no	2.3	3.5	3.0	1.9	2.7	
yes	27.3	35.1	36.5	30.8	32.2	
YES!	66.6	58.4	57.2	63.2	61.6	
N of Valid	2480	2194	1772	1336	7782	
N of Miss	282	206	217	160	865	



Table 111: Sometimes I think that life is not worth it.





Response	6	8	10	12	Total	
NO!	52.8	41.5	36.9	42.5	44.2	
no	21.6	23.6	25.5	24.9	23.6	
yes	17.6	22.5	25.8	22.6	21.7	
YES!	8.0	12.4	11.8	10.0	10.4	
N of Valid	2445	2164	1762	1329	7700	
N of Miss	317	236	227	167	947	

Table 112: At times I think I am no good at all.





Response	6	8	10	12	Total	
NO!	37.4	30.8	27.3	32.5	32.4	
no	22.4	24.7	23.8	25.1	23.8	
yes	28.0	28.8	34.0	30.9	30.1	
YES!	12.2	15.7	14.9	11.5	13.7	
N of Valid	2466	2183	1763	1335	7747	
N of Miss	296	217	226	161	900	

Table 113: All in all, I am inclined to think that I am a failure.





Response	6	8	10	12	Total	
NO!	53.2	45.3	39.2	46.2	46.6	
no	26.6	29.9	32.0	30.5	29.4	
yes	14.1	14.8	19.7	15.6	15.8	
YES!	6.1	10.0	9.1	7.7	8.2	
N of Valid	2443	2178	1753	1330	7704	
N of Miss	319	222	236	166	943	

Table 114: In the past year, have you felt depressed or sad MOST days, even if you felt okay sometimes?





Response	6	8	10	12	Total	
NO!	35.9	30.7	25.9	31.9	31.5	
no	19.3	21.2	20.3	20.1	20.2	
yes	27.7	26.8	29.4	28.5	28.0	
YES!	17.1	21.2	24.3	19.5	20.3	
N of Valid	2462	2184	1762	1336	7744	
N of Miss	300	216	227	160	903	

Table 115: It is all right to beat up people if they start the fight.





Response	6	8	10	12	Total	
NO!	43.9	25.1	21.6	26.8	30.6	
no	19.5	20.5	23.5	17.5	20.3	
yes	18.6	23.8	26.5	25.6	23.1	
YES!	18.1	30.6	28.3	30.0	26.0	
N of Valid	2473	2184	1763	1328	7748	
N of Miss	289	216	226	168	899	

Table 116: I think it is okay to take something without asking if you can get away with it.





Response	6	8	10	12	Total	
NO!	75.8	57.3	54.3	61.6	63.2	
no	21.3	36.4	38.1	32.4	31.3	
yes	2.1	5.0	5.8	4.5	4.2	
YES!	0.9	1.4	1.8	1.5	1.3	
N of Valid	2451	2178	1760	1330	7719	
N of Miss	311	222	229	166	928	

Table 117: Where do you get the most information about living a drug and alcohol free life? Parents/guardians





Response	6	8	10	12	Total	
All the time	57.0	53.8	49.3	51.9	53.5	
Most	15.7	20.8	22.5	20.8	19.6	
Some	11.4	12.0	15.1	14.0	12.9	
Very little	15.8	13.4	13.1	13.3	14.1	
N of Valid	2391	2148	1737	1319	7595	
N of Miss	371	252	252	177	1052	

Table 118: Where do you get the most information about living a drug and alcohol free life? Friends





Response	6	8	10	12	Total	
All the time	20.1	15.9	13.9	15.8	16.7	
Most	13.8	16.2	16.7	12.4	14.9	
Some	21.4	25.4	28.0	28.1	25.3	
Very little	44.7	42.4	41.4	43.7	43.1	
N of Valid	2256	2099	1717	1301	7373	
N of Miss	506	301	272	195	1274	

Table 119: Where do you get the most information about living a drug and alcohol free life? Family members





Response	6	8	10	12	Total	
All the time	49.9	43.1	36.2	36.9	42.5	
Most	18.2	21.4	21.7	21.8	20.6	
Some	14.2	18.3	22.0	20.8	18.3	
Very little	17.8	17.2	20.1	20.6	18.6	
N of Valid	2318	2120	1717	1309	7464	
N of Miss	444	280	272	187	1183	

Table 120: Where do you get the most information about living a drug and alcohol free life? School





Response	6	8	10	12	Total	
All the time	56.4	47.2	38.7	33.7	45.7	
Most	16.0	21.3	23.1	23.0	20.4	
Some	11.3	17.6	22.7	23.7	17.9	
Very little	16.3	14.0	15.5	19.6	16.0	
N of Valid	2316	2125	1737	1314	7492	
N of Miss	446	275	252	182	1155	

Table 121: Where do you get the most information about living a drug and alcohol free life? Internet





Response	6	8	10	12	Total	
All the time	28.0	24.3	21.1	20.9	24.1	
Most	16.8	17.6	17.0	14.1	16.6	
Some	20.5	26.5	29.7	29.2	25.9	
Very little	34.7	31.6	32.2	35.8	33.4	
N of Valid	2275	2106	1724	1310	7415	
N of Miss	487	294	265	186	1232	

Table 122: Where do you get the most information about living a drug and alcohol free life? TV





Response	6	8	10	12	Total	
All the time	33.4	28.8	21.3	21.6	27.2	
Most	16.0	18.4	17.8	15.0	16.9	
Some	21.8	27.0	32.1	30.1	27.1	
Very little	28.7	25.8	28.8	33.4	28.7	
N of Valid	2305	2112	1730	1310	7457	
N of Miss	457	288	259	186	1190	

Table 123: Where do you get the most information about living a drug and alcohol free life? Social media





Response	6	8	10	12	Total	
All the time	22.6	19.2	17.4	18.7	19.7	
Most	11.8	13.1	12.7	10.4	12.1	
Some	18.7	24.0	27.8	26.0	23.6	
Very little	46.9	43.7	42.1	45.0	44.5	
N of Valid	2253	2104	1724	1312	7393	
N of Miss	509	296	265	184	1254	

Table 124: How much do you think people risk harming themselves (physically or in other ways) if they: smoked one or more packs of cigarettes per day?





Response	6	8	10	12	Total	
No risk	20.6	13.2	10.6	11.4	14.6	
Slight risk	7.0	8.9	7.5	5.8	7.5	
Moderate risk	16.2	17.1	16.4	11.3	15.7	
Great risk	56.2	60.7	65.5	71.5	62.2	
N of Valid	2390	2146	1727	1307	7570	
N of Miss	372	254	262	189	1077	

Table 125: How much do you think people risk harming themselves (physically or in other ways) if they: try marijuana once or twice?





Response	6	8	10	12	Total	
No risk	24.7	27.7	41.5	49.4	33.7	
Slight risk	20.5	29.7	32.3	26.8	26.9	
Moderate risk	22.4	21.4	13.1	9.7	17.8	
Great risk	32.4	21.2	13.0	14.1	21.6	
N of Valid	2353	2118	1714	1294	7479	
N of Miss	409	282	275	202	1168	

Table 126: How much do you think people risk harming themselves (physically or in other ways) if they: smoke marijuana once or twice a week?


Response	6	8	10	12	Total	
No risk	22.9	20.3	28.1	35.7	25.6	
Slight risk	10.4	19.5	28.5	26.7	20.0	
Moderate risk	20.5	26.2	22.9	18.3	22.3	
Great risk	46.2	34.0	20.5	19.4	32.2	
N of Valid	2336	2118	1714	1301	7469	
N of Miss	426	282	275	195	1178	

Table 127: How much do you think people risk harming themselves (physically or in other ways) if they: take one or two drinks of an alcoholic beverage (beer, wine, liquor) nearly every day?


Response	6	8	10	12	Total	
No risk	21.4	14.9	11.6	13.6	16.0	
Slight risk	12.4	15.6	18.5	16.2	15.4	
Moderate risk	22.0	27.3	29.0	27.1	26.0	
Great risk	44.2	42.3	40.8	43.0	42.7	
N of Valid	2365	2127	1717	1306	7515	
N of Miss	397	273	272	190	1132	

Table 128: How much do you think people risk harming themselves (physically or in other ways) if they: have five or more drinks of an alcoholic beverage once or twice a weekend?


Response	6	8	10	12	Total	
No risk	21.3	13.6	10.7	12.1	15.1	
Slight risk	7.8	10.7	12.2	12.3	10.4	
Moderate risk	19.3	24.3	27.8	27.4	24.1	
Great risk	51.5	51.4	49.3	48.3	50.4	
N of Valid	2362	2131	1722	1301	7516	
N of Miss	400	269	267	195	1131	

Table 129: How much do you think people risk harming themselves (physically or in other ways) if they: use prescription drugs that are not prescribed to them?


Response	6	8	10	12	Total	
No risk	20.9	13.3	9.8	9.6	14.2	
Slight risk	4.8	6.6	8.4	6.9	6.5	
Moderate risk	14.2	18.0	21.2	18.6	17.6	
Great risk	60.1	62.1	60.7	64.8	61.6	
N of Valid	2358	2124	1719	1296	7497	
N of Miss	404	276	270	200	1150	

Table 130: How much do you think people risk harming themselves (physically or in other ways) if they: use non-prescription drugs to get high?


Response	6	8	10	12	Total	
No risk	21.2	13.5	10.1	10.3	14.6	
Slight risk	3.9	6.4	7.6	5.2	5.7	
Moderate risk	13.3	18.3	19.1	17.7	16.8	
Great risk	61.6	61.8	63.3	66.8	62.9	
N of Valid	2361	2119	1720	1301	7501	
N of Miss	401	281	269	195	1146	

Table 131: How much do you think people risk harming themselves (physically or in other ways) if they: use e-cigarettes, e-cigars, or e-hookahs?


Response	6	8	10	12	Total	
No risk	22.2	19.5	20.3	22.5	21.1	
Slight risk	11.9	22.2	29.1	28.1	21.6	
Moderate risk	18.6	23.5	24.2	21.0	21.7	
Great risk	47.2	34.7	26.3	28.4	35.6	
N of Valid	2352	2117	1716	1292	7477	
N of Miss	410	283	273	204	1170	

Table 132: Have you ever used smokeless tobacco (chew, snuff, plug, dipping tobacco, or chewing tobacco)?






Response	6	8	10	12	Total	
Never	98.6	96.5	95.9	94.2	96.6	
Once or Twice	1.1	2.3	2.7	3.2	2.1	
Once in a while but not regularly	0.0	0.5	0.8	1.1	0.5	
Regularly in the past	0.2	0.7	0.4	0.9	0.5	
Regularly now	0.2	0.1	0.2	0.7	0.3	
N of Valid	2359	2114	1692	1283	7448	
N of Miss	403	286	297	213	1199	

Table 133: How often have you used smokeless tobacco during the past 30 days?







Response	6	8	10	12	Total	
Not at all	99.8	98.6	98.0	97.0	98.6	
Once or twice	0.2	0.7	1.0	1.2	0.7	
Once or twice per week	0.0	0.2	0.2	0.6	0.2	
Three to five times per week	0.0	0.1	0.2	0.3	0.2	
About once a day	0.0	0.3	0.2	0.3	0.2	
More than once a day	0.0	0.1	0.3	0.5	0.2	
N of Valid	2356	2098	1701	1278	7433	
N of Miss	406	302	288	218	1214	

Table 134: Have you ever smoked cigarettes?






Response	6	8	10	12	Total	
Never	96.8	91.4	89.0	85.6	91.5	
Once or Twice	2.9	6.9	7.5	8.4	6.0	
Once in a while but not regularly	0.2	0.8	1.8	2.6	1.1	
Regularly in the past	0.1	0.8	1.3	2.9	1.1	
Regularly now	0.0	0.1	0.4	0.5	0.2	
N of Valid	2334	2101	1689	1284	7408	
N of Miss	428	299	300	212	1239	



Table 135: How frequently have you smoked cigarettes during the past 30 days?

Response	6	8	10	12	Total	
Not at all	99.5	98.2	97.6	96.8	98.2	
Less than one cigarette per day	0.5	1.0	1.4	1.3	1.0	
One to five cigarettes per day	0.0	0.2	0.5	1.2	0.4	
About one-half pack per day	0.0	0.1	0.1	0.5	0.1	
About one pack per day	0.0	0.2	0.1	0.0	0.1	
About one and one-half packs per day	0.0	0.1	0.2	0.1	0.1	
Two packs or more per day	0.0	0.1	0.1	0.2	0.1	
N of Valid	2343	2101	1689	1269	7402	
N of Miss	419	299	300	227	1245	

Table 136: Which statement best describes rules about smoking inside your home or your family cars?

Response	6	8	10	12	Total	
Smoking is not allowed anywhere inside your home or cars	63.3	64.8	67.4	67.8	65.4	
Smoking is allowed in some places and at some times or in some cars	8.3	9.3	7.3	7.5	8.2	
Smoking is allowed anywhere inside the home or cars	2.3	2.2	3.2	3.6	2.7	
There are no rules about smoking inside the home or cars	3.6	3.7	4.7	5.6	4.2	
I don't know	22.5	19.9	17.4	15.5	19.4	
N of Valid	2337	2095	1689	1287	7408	
N of Miss	425	305	300	209	1239	

Table 137: Have you ever used e-cigarettes, e-cigars, or e-hookahs (vaping)?

Response	6	8	10	12	Total	
Never	96.5	86.2	71.8	67.7	82.9	
Once or Twice	2.3	8.1	11.9	12.4	7.9	
Once in a while but not regularly	0.7	2.9	8.2	8.4	4.4	
Regularly in the past	0.3	1.5	3.4	4.1	2.0	
Regularly now	0.1	1.3	4.7	7.4	2.8	
N of Valid	2312	2086	1685	1281	7364	
N of Miss	450	314	304	215	1283	

Table 138: How frequently have you used e-cigarettes, e-cigars, or e-hookahs (vaping)?


Response	6	8	10	12	Total	
Not at all	98.7	93.6	84.0	79.8	90.6	
Less than 10 puffs per day	0.9	4.1	10.3	10.4	5.6	
10 to 50 puffs per day	0.2	1.3	3.4	6.0	2.3	
About one-half cartomiser per day	0.0	0.3	0.8	1.8	0.6	
About one cartomiser per day	0.2	0.3	0.8	1.0	0.5	
About one and one-half cartomisers per day	0.0	0.3	0.5	0.3	0.3	
Two cartomisers or more per day	0.0	0.1	0.2	0.7	0.2	
N of Valid	2283	2079	1676	1284	7322	
N of Miss	479	321	313	212	1325	

Table 139: During this school year, were you taught in any of your classes about the dangers of tobacco use?

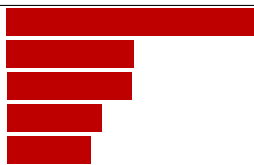
Response	6	8	10	12	Total	
Never	34.5	34.8	41.4	53.0	39.4	
Rarely	13.9	20.9	21.4	18.5	18.4	
Sometimes	15.8	20.2	20.1	15.7	18.0	
Often	16.7	13.8	10.9	7.5	13.0	
Almost always	19.0	10.3	6.2	5.3	11.2	
N of Valid	2311	2092	1680	1283	7366	
N of Miss	451	308	309	213	1281	

Table 140: During the past 12 months, have you participated in any community activities to discourage people your age from using cigarettes, chewing tobacco, snuff, dip or cigars, e-cigarettes, e-cigars, or e-hookahs?


Response	6	8	10	12	Total	
Never	68.6	70.8	76.0	80.0	72.9	
Rarely	12.5	13.2	12.0	8.6	11.9	
Sometimes	8.7	8.4	7.8	6.9	8.1	
Often	4.9	4.8	2.4	2.7	3.9	
Almost always	5.3	2.7	1.7	1.7	3.1	
N of Valid	2273	2072	1678	1273	7296	
N of Miss	489	328	311	223	1351	

Table 141: Think back over the last two weeks. How many times have you had five or more alcoholic drinks in a row?


Response	6	8	10	12	Total	
None	98.8	95.1	91.0	89.4	94.3	
Once	0.7	1.8	3.9	4.9	2.5	
Twice	0.3	1.5	2.2	3.0	1.6	
3-5 times	0.2	0.9	2.1	1.7	1.1	
6-9 times	0.0	0.2	0.2	0.6	0.2	
10 or more times	0.0	0.4	0.5	0.3	0.3	
N of Valid	2264	2060	1662	1257	7243	
N of Miss	498	340	327	239	1404	

Table 142: During the past 30 days, how many times did you ride in a car or other vehicle driven by someone who had been drinking alcohol or using drugs to get high?


Response	6	8	10	12	Total	
0 times	89.9	85.8	84.0	83.2	86.2	
1 time	5.6	5.6	7.0	6.0	6.0	
2 or 3 times	2.0	4.6	5.1	4.7	3.9	
4 or 5 times	0.8	1.6	1.6	2.2	1.5	
6 or more times	1.8	2.4	2.4	3.9	2.5	
N of Valid	2248	2049	1653	1260	7210	
N of Miss	514	351	336	236	1437	

Table 143: During the past 30 days, how many times did you drive a car or other vehicle when you had been drinking alcohol or using drugs to get high?

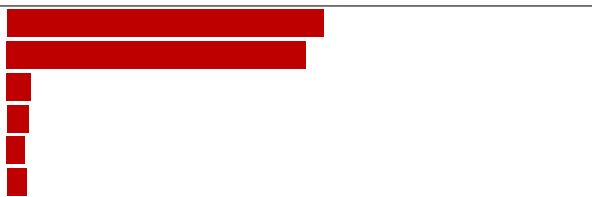
Response	6	8	10	12	Total	
I did not drive a car in the past 30 days	47.7	58.3	52.7	35.7	49.8	
0 times	50.8	39.4	43.2	57.0	46.9	
1 time	0.7	1.2	1.9	2.2	1.4	
2 or 3 times	0.4	0.6	1.2	2.1	0.9	
4 or 5 times	0.2	0.2	0.4	1.2	0.4	
6 or more times	0.3	0.3	0.5	1.8	0.6	
N of Valid	2185	2028	1648	1262	7123	
N of Miss	577	372	341	234	1524	

Table 144: If you drank alcohol (not just a sip or taste) in the past year, where did you usually drink it?











Response	6	8	10	12	Total	
I did not drink alcohol in the past year	94.5	85.3	71.7	66.4	81.7	
At my home	2.9	7.0	12.6	12.2	8.0	
At someone else's home	0.9	5.3	12.8	16.5	7.6	
At an open area like a park, beach, field, back road, woods, or a street corner	0.3	0.5	0.8	1.0	0.6	
At a sporting event or concert	0.4	0.4	0.2	0.5	0.4	
At a restaurant, bar, or a nightclub	0.5	0.2	0.6	0.8	0.5	
At an empty building or a construction site	0.0	0.1	0.2	0.2	0.1	
At a hotel/motel	0.3	0.2	0.7	1.5	0.6	
An a car	0.1	0.1	0.1	0.7	0.2	
At school	0.0	0.6	0.3	0.2	0.3	
N of Valid	2191	2017	1636	1245	7089	
N of Miss	571	383	353	251	1558	

Table 145: How do you feel about someone your age having one or two drinks of an alcoholic beverage nearly every day?





Response	6	8	10	12	Total	
Neither approve nor disapprove	21.7	25.4	30.1	32.0	26.5	
Somewhat disapprove	6.2	13.6	19.8	17.2	13.4	
Strongly disapprove	55.5	46.4	37.1	37.0	45.4	
Don't know or can't say	16.6	14.6	13.0	13.8	14.7	
N of Valid	2219	2046	1657	1258	7180	
N of Miss	543	354	332	238	1467	

Table 146: On how many occasions have you had alcoholic beverages (beer, wine or hard liquor) to drink in your lifetime - more than just a few sips?






Response	6	8	10	12	Total	
0	92.9	82.1	67.8	60.7	78.4	
1-2	5.7	10.3	12.9	13.5	10.0	
3-5	0.8	4.1	8.8	7.8	4.8	
6-9	0.2	1.3	4.2	6.3	2.5	
10+	0.4	2.2	6.3	11.6	4.3	
N of Valid	2230	2035	1657	1250	7172	
N of Miss	532	365	332	246	1475	

Table 147: On how many occasions have you drunk one of more drinks of an alcoholic beverage during the past 30 days?


Response	6	8	10	12	Total	
0	99.0	94.6	87.5	84.2	92.5	
1-2	0.9	4.2	8.2	10.0	5.1	
3-5	0.1	0.6	2.5	3.4	1.4	
6-9	0.0	0.3	1.0	1.4	0.6	
10+	0.0	0.3	0.8	1.1	0.5	
N of Valid	2214	2029	1654	1250	7147	
N of Miss	548	371	335	246	1500	

Table 148: On how many occasions have you used marijuana (grass, pot) or hashish (hash, hash oil) in your lifetime?


Response	6	8	10	12	Total	
0	98.9	90.7	76.8	69.6	86.4	
1-2	0.8	4.3	8.1	7.1	4.6	
3-5	0.2	1.9	4.5	4.2	2.4	
6-9	0.0	0.7	2.1	3.0	1.2	
10+	0.1	2.4	8.5	16.2	5.5	
N of Valid	2218	2032	1649	1245	7144	
N of Miss	544	368	340	251	1503	

Table 149: On how many occasions have you used marijuana (grass, pot) or hashish (hash, hash oil) during the past 30 days?


Response	6	8	10	12	Total	
0	99.5	96.0	88.2	81.7	92.8	
1-2	0.4	2.1	5.2	6.5	3.1	
3-5	0.0	0.6	1.6	4.5	1.4	
6-9	0.0	0.4	1.2	1.7	0.7	
10+	0.0	0.8	3.7	5.7	2.1	
N of Valid	2202	2025	1647	1248	7122	
N of Miss	560	375	342	248	1525	

Table 150: On how many occasions have you used LSD or other psychedelics in your lifetime?

Response	6	8	10	12	Total	
0	99.8	99.5	98.5	97.0	98.9	
1-2	0.1	0.3	0.9	1.7	0.6	
3-5	0.0	0.1	0.1	0.9	0.2	
6-9	0.0	0.0	0.2	0.2	0.1	
10+	0.0	0.0	0.3	0.2	0.1	
N of Valid	2201	2028	1648	1249	7126	
N of Miss	561	372	341	247	1521	

Table 151: On how many occasions have you used LSD or other psychedelics during the past 30 days?

Response	6	8	10	12	Total	
0	100.0	99.8	99.3	99.3	99.6	
1-2	0.0	0.1	0.4	0.6	0.3	
3-5	0.0	0.0	0.2	0.1	0.1	
6-9	0.0	0.0	0.0	0.0	0.0	
10+	0.0	0.0	0.1	0.1	0.0	
N of Valid	2193	2020	1651	1250	7114	
N of Miss	569	380	338	246	1533	

Table 152: On how many occasions have you used cocaine or crack in your lifetime?

Response	6	8	10	12	Total	
0	99.9	99.3	99.2	98.4	99.3	
1-2	0.0	0.5	0.4	1.2	0.5	
3-5	0.0	0.0	0.2	0.1	0.1	
6-9	0.0	0.1	0.1	0.0	0.0	
10+	0.0	0.0	0.1	0.3	0.1	
N of Valid	2206	2026	1652	1249	7133	
N of Miss	556	374	337	247	1514	

Table 153: On how many occasions have you used cocaine or crack during the past 30 days?


Response	6	8	10	12	Total	
0	99.9	99.7	99.6	99.8	99.7	
1-2	0.0	0.3	0.2	0.2	0.2	
3-5	0.0	0.0	0.1	0.0	0.0	
6-9	0.0	0.0	0.1	0.0	0.0	
10+	0.0	0.0	0.0	0.0	0.0	
N of Valid	2195	2024	1651	1247	7117	
N of Miss	567	376	338	249	1530	

Table 154: On how many occasions have you sniffed glue, breathed the contents of an aerosol spray can, or inhaled other gases or sprays, in order to get high in your lifetime?


Response	6	8	10	12	Total	
0	97.0	93.0	94.5	96.0	95.1	
1-2	1.8	4.0	3.1	2.8	2.9	
3-5	0.5	1.2	1.3	0.7	0.9	
6-9	0.2	0.6	0.4	0.1	0.4	
10+	0.4	1.1	0.7	0.4	0.7	
N of Valid	2202	2018	1654	1247	7121	
N of Miss	560	382	335	249	1526	

Table 155: On how many occasions have you sniffed glue, breathed the contents of an aerosol spray can, or inhaled other gases or sprays, in order to get high during the past 30 days?


Response	6	8	10	12	Total	
0	98.4	97.1	98.4	99.2	98.1	
1-2	1.1	2.0	1.0	0.7	1.3	
3-5	0.2	0.5	0.3	0.0	0.3	
6-9	0.1	0.2	0.0	0.0	0.1	
10+	0.2	0.2	0.2	0.1	0.2	
N of Valid	2184	2009	1646	1240	7079	
N of Miss	578	391	343	256	1568	

Table 156: On how many occasions have you used Pegaramide (peg, Peggy, etc.) in your lifetime?

Response	6	8	10	12	Total	
0	100.0	100.0	100.0	100.0	100.0	
1-2	0.0	0.0	0.0	0.0	0.0	
3-5	0.0	0.0	0.0	0.0	0.0	
6-9	0.0	0.0	0.0	0.0	0.0	
10+	0.0	0.0	0.0	0.0	0.0	
N of Valid	2185	2011	1651	1245	7092	
N of Miss	577	389	338	251	1555	

Table 157: On how many occasions have you used Pegaramide (peg, Peggy, etc.) during the past 30 days?

Response	6	8	10	12	Total	
0	100.0	100.0	100.0	100.0	100.0	
1-2	0.0	0.0	0.0	0.0	0.0	
3-5	0.0	0.0	0.0	0.0	0.0	
6-9	0.0	0.0	0.0	0.0	0.0	
10+	0.0	0.0	0.0	0.0	0.0	
N of Valid	2176	2011	1649	1246	7082	
N of Miss	586	389	340	250	1565	

Table 158: On how many occasions have you used synthetic marijuana (K2, spice) in your lifetime?

Response	6	8	10	12	Total	
0	99.9	98.5	98.5	99.0	99.0	
1-2	0.1	1.1	1.1	0.8	0.7	
3-5	0.0	0.2	0.2	0.1	0.1	
6-9	0.0	0.0	0.1	0.1	0.1	
10+	0.0	0.2	0.1	0.1	0.1	
N of Valid	2187	2012	1648	1243	7090	
N of Miss	575	388	341	253	1557	



Table 159: On how many occasions have you used synthetic marijuana (K2, spice) during the past 30 days?






Response	6	8	10	12	Total	
0	99.9	99.2	99.3	99.7	99.5	
1-2	0.0	0.6	0.6	0.2	0.4	
3-5	0.0	0.1	0.1	0.0	0.0	
6-9	0.0	0.0	0.0	0.1	0.0	
10+	0.0	0.1	0.1	0.0	0.1	
N of Valid	2177	2010	1642	1243	7072	
N of Miss	585	390	347	253	1575	

Table 160: On how many occasions have you used methamphetamines (meth, speed, crank, crystal meth) in your lifetime?






Response	6	8	10	12	Total	
0	100.0	99.6	99.4	99.4	99.6	
1-2	0.0	0.2	0.2	0.2	0.2	
3-5	0.0	0.0	0.1	0.1	0.1	
6-9	0.0	0.0	0.1	0.0	0.0	
10+	0.0	0.0	0.2	0.3	0.1	
N of Valid	2182	2015	1643	1245	7085	
N of Miss	580	385	346	251	1562	

Table 161: On how many occasions have you used methamphetamines (meth, speed, crank, crystal meth) in the past 30 days?






Response	6	8	10	12	Total	
0	99.9	99.8	99.7	99.9	99.8	
1-2	0.0	0.1	0.2	0.0	0.1	
3-5	0.0	0.0	0.1	0.0	0.0	
6-9	0.0	0.0	0.0	0.0	0.0	
10+	0.0	0.0	0.1	0.1	0.0	
N of Valid	2175	2014	1643	1245	7077	
N of Miss	587	386	346	251	1570	

Table 162: On how many occasions have you used other chemical products (bath salts, plant food, etc.) in your lifetime?






Response	6	8	10	12	Total	
0	97.5	98.1	99.1	99.8	98.5	
1-2	1.3	0.8	0.5	0.1	0.8	
3-5	0.5	0.5	0.2	0.1	0.4	
6-9	0.1	0.0	0.1	0.0	0.1	
10+	0.6	0.5	0.1	0.0	0.4	
N of Valid	2174	2010	1640	1246	7070	
N of Miss	588	390	349	250	1577	

Table 163: On how many occasions have you used other chemical products (bath salts, plant food, etc.) during the past 30 days?






Response	6	8	10	12	Total	
0	98.8	99.0	99.5	100.0	99.2	
1-2	0.6	0.4	0.2	0.0	0.4	
3-5	0.2	0.3	0.1	0.0	0.2	
6-9	0.1	0.0	0.1	0.0	0.1	
10+	0.2	0.2	0.1	0.0	0.1	
N of Valid	2165	2010	1636	1245	7056	
N of Miss	597	390	353	251	1591	

Table 164: On how many occasions have you used heroin or other opiates in your lifetime?






Response	6	8	10	12	Total	
0	99.8	99.7	99.4	99.4	99.6	
1-2	0.1	0.2	0.2	0.2	0.2	
3-5	0.0	0.0	0.0	0.2	0.0	
6-9	0.0	0.0	0.1	0.1	0.1	
10+	0.0	0.0	0.2	0.2	0.1	
N of Valid	2171	2008	1636	1243	7058	
N of Miss	591	392	353	253	1589	

Table 165: On how many occasions have you used heroin or other opiates during the past 30 days?


Response	6	8	10	12	Total	
0	99.9	99.9	99.9	99.8	99.9	
1-2	0.1	0.1	0.1	0.1	0.1	
3-5	0.0	0.0	0.1	0.1	0.0	
6-9	0.0	0.0	0.0	0.0	0.0	
10+	0.0	0.0	0.0	0.0	0.0	
N of Valid	2145	1982	1629	1231	6987	
N of Miss	617	418	360	265	1660	

Table 166: On how many occasions have you used MDMA ('X', 'E', or ecstasy) in your lifetime?


Response	6	8	10	12	Total	
0	100.0	99.6	99.3	98.9	99.5	
1-2	0.0	0.2	0.4	0.6	0.3	
3-5	0.0	0.1	0.2	0.5	0.2	
6-9	0.0	0.0	0.1	0.0	0.0	
10+	0.0	0.1	0.0	0.1	0.0	
N of Valid	2159	2004	1638	1243	7044	
N of Miss	603	396	351	253	1603	

Table 167: On how many occasions have you used MDMA ('X', 'E', or ecstasy) during the past 30 days?


Response	6	8	10	12	Total	
0	100.0	99.8	99.8	99.6	99.8	
1-2	0.0	0.2	0.1	0.3	0.2	
3-5	0.0	0.0	0.1	0.0	0.0	
6-9	0.0	0.0	0.0	0.1	0.0	
10+	0.0	0.0	0.0	0.0	0.0	
N of Valid	2136	1997	1635	1236	7004	
N of Miss	626	403	354	260	1643	

Table 168: On how many occasions have you taken prescription drugs (such as Valium, Xanax, Ritalin, Adderall, OxyContin, Tramadol, or sleeping pills) not prescribed to you in your lifetime?

Response	6	8	10	12	Total	
0	98.2	95.0	92.4	92.0	94.9	
1-2	0.8	2.6	3.3	3.2	2.3	
3-5	0.3	0.7	1.3	1.9	0.9	
6-9	0.0	0.4	1.1	1.0	0.6	
10+	0.7	1.2	1.8	1.8	1.3	
N of Valid	2171	2009	1642	1241	7063	
N of Miss	591	391	347	255	1584	

Table 169: On how many occasions have you taken prescription drugs (such as Valium, Xanax, Ritalin, Adderall, OxyContin, Tramadol, or sleeping pills) not prescribed to you during the past 30 days?

Response	6	8	10	12	Total	
0	99.1	97.4	96.3	97.3	97.7	
1-2	0.5	1.5	2.2	1.6	1.4	
3-5	0.0	0.5	0.7	0.5	0.4	
6-9	0.0	0.2	0.5	0.3	0.3	
10+	0.3	0.3	0.2	0.2	0.3	
N of Valid	2161	2006	1639	1240	7046	
N of Miss	601	394	350	256	1601	

Table 170: On how many occasions have you taken non-prescription medicines such as diet pills (for example, Dietac, Dexatrim or Prolamine), stay-awake pills (for example No-Doz, Vivarin, or Wake), or cough or cold medicines (robos, DXM, etc.) to get high in your lifetime?

Response	6	8	10	12	Total	
0	98.5	97.9	97.2	97.3	97.8	
1-2	0.7	0.8	1.3	1.4	1.0	
3-5	0.2	0.6	0.4	0.6	0.4	
6-9	0.1	0.3	0.1	0.4	0.2	
10+	0.5	0.3	1.0	0.2	0.5	
N of Valid	2174	2008	1643	1243	7068	
N of Miss	588	392	346	253	1579	

Table 171: On how many occasions have you taken non-prescription medicines such as diet pills (for example, Dietac, Dexatrim or Prolamine), stay-awake pills (for example No-Doz, Vivarin, or Wake), or cough or cold medicines (robos, DXM, etc.) to get high during the past 30 days?


Response	6	8	10	12	Total	
0	99.2	98.9	99.0	99.1	99.1	
1-2	0.5	0.7	0.5	0.5	0.6	
3-5	0.1	0.3	0.2	0.2	0.2	
6-9	0.0	0.0	0.1	0.1	0.1	
10+	0.2	0.0	0.1	0.1	0.1	
N of Valid	2173	2008	1638	1242	7061	
N of Miss	589	392	351	254	1586	

Table 172: On how many occasions have you been drunk or very high from drinking alcoholic beverages during the past 30 days?


Response	6	8	10	12	Total	
0	99.8	97.6	92.4	89.8	95.7	
1-2	0.2	1.5	4.5	5.6	2.5	
3-5	0.0	0.4	1.7	2.3	0.9	
6-9	0.0	0.2	0.7	1.0	0.4	
10+	0.0	0.4	0.8	1.2	0.5	
N of Valid	2163	1993	1636	1239	7031	
N of Miss	599	407	353	257	1616	

Table 173: On how many occasions have you drunk flavored alcoholic beverages, sometimes called 'alcopops' (like Mike's Hard Lemonade, Smirnoff Ice, Bacardi Breezers, etc.) in your lifetime?


Response	6	8	10	12	Total	
0	98.0	90.9	84.0	78.0	89.2	
1-2	1.6	5.5	6.8	7.1	4.9	
3-5	0.3	1.7	4.4	5.4	2.6	
6-9	0.0	0.7	2.1	3.3	1.3	
10+	0.1	1.0	2.7	6.2	2.1	
N of Valid	2173	2003	1642	1240	7058	
N of Miss	589	397	347	256	1589	

Table 174: On how many occasions have you drunk flavored alcoholic beverages, sometimes called 'alcopops' (like Mike's Hard Lemonade, Smirnoff Ice, Bacardi Breezers, etc.) during the past 30 days?






Response	6	8	10	12	Total	
0	99.3	96.7	92.9	90.2	95.5	
1-2	0.6	2.2	4.6	6.3	3.0	
3-5	0.1	0.4	1.8	2.0	0.9	
6-9	0.0	0.4	0.2	1.0	0.4	
10+	0.0	0.2	0.5	0.5	0.3	
N of Valid	2168	2004	1640	1241	7053	
N of Miss	594	396	349	255	1594	

Table 175: If you smoked cigarettes (not just a puff or drag) in the past year, how did you usually get them?













Response	6	8	10	12	Total	
I did not smoke cigarettes in the past year	96.7	94.9	93.2	90.7	94.3	
I bought them myself with a fake ID	0.1	0.0	0.1	0.1	0.1	
I bought them myself without a fake ID	0.0	0.0	0.1	1.3	0.2	
I got them from someone I know age 18 or older	0.0	0.9	1.4	3.4	1.2	
I got them from someone I know under age 18	0.1	0.8	0.7	0.8	0.6	
I got them from my brother or sister	0.2	0.2	0.2	0.2	0.2	
I got them from home with my parents' permission	0.0	0.2	0.5	0.2	0.2	
I got them from home without my parents' permission	0.1	0.5	1.1	0.2	0.5	
I got them from another relative	0.0	0.3	0.1	0.2	0.2	
A stranger bought them for me	0.0	0.1	0.1	0.1	0.1	
I took them from a store or shop	0.1	0.0	0.0	0.2	0.1	
Other	2.5	2.2	2.4	2.6	2.4	
N of Valid	2083	1963	1600	1214	6860	
N of Miss	679	437	389	282	1787	

Table 176: If you used e-cigarettes, e-cigars, or e-hookahs (not just a puff or drag) in the past year, how did you usually get them? - I did not use e-cigarettes, e-cigars, or e-hookahs in the past year



Response	6	8	10	12	Total	
No	2.3	7.6	18.9	20.3	10.9	
Yes	97.7	92.4	81.1	79.7	89.1	
N of Valid	2029	1932	1589	1202	6752	
N of Miss	0	0	0	0	0	

Table 177: If you used e-cigarettes, e-cigars, or e-hookahs (not just a puff or drag) in the past year, how did you usually get them? - I bought them in a store such as a convenience store, supermarket, discount store, or gas station



Response	6	8	10	12	Total	
No	99.8	99.4	98.4	96.3	98.8	
Yes	0.2	0.6	1.6	3.7	1.2	
N of Valid	2029	1932	1589	1202	6752	
N of Miss	0	0	0	0	0	

Table 178: If you used e-cigarettes, e-cigars, or e-hookahs (not just a puff or drag) in the past year, how did you usually get them? - I got them on the Internet



Response	6	8	10	12	Total	
No	100.0	99.3	98.8	98.8	99.3	
Yes	0.0	0.7	1.2	1.2	0.7	
N of Valid	2029	1932	1589	1202	6752	
N of Miss	0	0	0	0	0	

Table 179: If you used e-cigarettes, e-cigars, or e-hookahs (not just a puff or drag) in the past year, how did you usually get them? - I got them at a store that sells electronic cigarettes, such as a "vape shop"



Response	6	8	10	12	Total	
No	99.9	99.3	99.2	96.9	99.0	
Yes	0.1	0.7	0.8	3.1	1.0	
N of Valid	2029	1932	1589	1202	6752	
N of Miss	0	0	0	0	0	

Table 180: If you used e-cigarettes, e-cigars, or e-hookahs (not just a puff or drag) in the past year, how did you usually get them? - I got them from a family member



Response	6	8	10	12	Total	
No	99.2	98.0	96.3	97.8	98.0	
Yes	0.8	2.0	3.7	2.2	2.0	
N of Valid	2029	1932	1589	1202	6752	
N of Miss	0	0	0	0	0	

Table 181: If you used e-cigarettes, e-cigars, or e-hookahs (not just a puff or drag) in the past year, how did you usually get them? - I got them from a friend



Response	6	8	10	12	Total	
No	99.2	95.4	86.2	87.4	93.0	
Yes	0.8	4.6	13.8	12.6	7.0	
N of Valid	2029	1932	1589	1202	6752	
N of Miss	0	0	0	0	0	

Table 182: If you used e-cigarettes, e-cigars, or e-hookahs (not just a puff or drag) in the past year, how did you usually get them? - A stranger got them for me



Response	6	8	10	12	Total	
No	100.0	99.7	99.0	99.9	99.7	
Yes	0.0	0.3	1.0	0.1	0.3	
N of Valid	2029	1932	1589	1202	6752	
N of Miss	0	0	0	0	0	

Table 183: If you used e-cigarettes, e-cigars, or e-hookahs (not just a puff or drag) in the past year, how did you usually get them? - I took them from a store or shop



Response	6	8	10	12	Total	
No	99.8	99.7	99.7	99.7	99.7	
Yes	0.2	0.3	0.3	0.3	0.3	
N of Valid	2029	1932	1589	1202	6752	
N of Miss	0	0	0	0	0	



Table 184: If you used e-cigarettes, e-cigars, or e-hookahs (not just a puff or drag) in the past year, how did you usually get them? - I got them some other way



Response	6	8	10	12	Total	
No	99.3	98.9	97.2	98.2	98.5	
Yes	0.7	1.1	2.8	1.8	1.5	
N of Valid	2029	1932	1589	1202	6752	
N of Miss	0	0	0	0	0	

Table 185: If you used marijuana (grass, pot) (not just a puff or drag) in the past year, how did you usually get it? - I did not use marijuana (grass, pot) in the past year



Response	6	8	10	12	Total	
No	2.7	9.8	21.8	28.2	13.8	
Yes	97.3	90.2	78.2	71.8	86.2	
N of Valid	2028	1928	1597	1211	6764	
N of Miss	0	0	0	0	0	

Table 186: If you used marijuana (grass, pot) (not just a puff or drag) in the past year, how did you usually get it? - I bought it myself



Response	6	8	10	12	Total	
No	99.4	98.0	92.0	86.1	94.9	
Yes	0.6	2.0	8.0	13.9	5.1	
N of Valid	2028	1928	1597	1211	6764	
N of Miss	0	0	0	0	0	

Table 187: If you used marijuana (grass, pot) (not just a puff or drag) in the past year, how did you usually get it? - I got it from someone at school



Response	6	8	10	12	Total	
No	99.9	98.5	95.0	96.0	97.6	
Yes	0.1	1.5	5.0	4.0	2.4	
N of Valid	2028	1928	1597	1211	6764	
N of Miss	0	0	0	0	0	

Table 188: If you used marijuana (grass, pot) (not just a puff or drag) in the past year, how did you usually get it? - I got it from someone with a medical marijuana card



Response	6	8	10	12	Total	
No	100.0	99.6	99.2	99.7	99.6	
Yes	0.0	0.4	0.8	0.3	0.4	
N of Valid	2028	1928	1597	1211	6764	
N of Miss	0	0	0	0	0	

Table 189: If you used marijuana (grass, pot) (not just a puff or drag) in the past year, how did you usually get it? - I got it from my brother or sister



Response	6	8	10	12	Total	
No	99.6	98.5	97.2	97.8	98.4	
Yes	0.4	1.5	2.8	2.2	1.6	
N of Valid	2028	1928	1597	1211	6764	
N of Miss	0	0	0	0	0	

Table 190: If you used marijuana (grass, pot) (not just a puff or drag) in the past year, how did you usually get it? - I got it from another relative



Response	6	8	10	12	Total	
No	99.7	98.1	95.4	97.3	97.8	
Yes	0.3	1.9	4.6	2.7	2.2	
N of Valid	2028	1928	1597	1211	6764	
N of Miss	0	0	0	0	0	

Table 191: If you used marijuana (grass, pot) (not just a puff or drag) in the past year, how did you usually get it? - Other



Response	6	8	10	12	Total	
No	98.2	94.9	91.7	90.3	94.3	
Yes	1.8	5.1	8.3	9.7	5.7	
N of Valid	2028	1928	1597	1211	6764	
N of Miss	0	0	0	0	0	

Table 192: If you drank alcohol (not just a sip or taste) in the past year, how did you usually get it?













Response	6	8	10	12	Total	
I did not drink alcohol in the past year	95.7	86.8	73.6	69.3	83.2	
I bought it myself with a fake ID	0.0	0.1	0.1	0.2	0.1	
I bought it myself without a fake ID	0.0	0.1	0.1	0.5	0.2	
I got it from someone I know age 21 or older	0.4	2.2	4.7	8.6	3.4	
I got it from someone I know under age 21	0.1	1.0	3.3	5.4	2.1	
I got it from my brother or sister	0.2	0.7	1.4	1.0	0.8	
I got it from home with my parents' permission	0.7	2.6	4.6	4.5	2.8	
I got it from home without my parents' permission	0.4	1.9	3.7	1.9	1.8	
I got it from another relative	0.4	0.7	2.8	2.9	1.5	
A stranger bought it for me	0.0	0.1	0.1	0.4	0.1	
I took it from a store or shop	0.0	0.0	0.1	0.2	0.1	
Other	2.0	3.8	5.5	5.0	3.9	
N of Valid	2041	1927	1586	1210	6764	
N of Miss	721	473	403	286	1883	

Table 193: If you used prescription drugs or over the counter drugs without a doctor telling you to use it or for the purpose of getting high, where did you get these drugs? - Did not use



Response	6	8	10	12	Total	
No	0.9	2.8	4.6	4.9	3.0	
Yes	99.1	97.2	95.4	95.1	97.0	
N of Valid	2030	1926	1591	1211	6758	
N of Miss	0	0	0	0	0	

Table 194: If you used prescription drugs or over the counter drugs without a doctor telling you to use it or for the purpose of getting high, where did you get these drugs? -  
Bought or took from store or shop



Response	6	8	10	12	Total	
No	99.8	99.5	99.2	99.3	99.5	
Yes	0.2	0.5	0.8	0.7	0.5	
N of Valid	2030	1926	1591	1211	6758	
N of Miss	0	0	0	0	0	

Table 195: If you used prescription drugs or over the counter drugs without a doctor telling you to use it or for the purpose of getting high, where did you get these drugs? -  
Got from parents with permission



Response	6	8	10	12	Total	
No	99.8	99.5	99.3	99.1	99.5	
Yes	0.2	0.5	0.7	0.9	0.5	
N of Valid	2030	1926	1591	1211	6758	
N of Miss	0	0	0	0	0	

Table 196: If you used prescription drugs or over the counter drugs without a doctor telling you to use it or for the purpose of getting high, where did you get these drugs? -  
Got from home without permission



Response	6	8	10	12	Total	
No	99.9	99.1	98.9	99.3	99.3	
Yes	0.1	0.9	1.1	0.7	0.7	
N of Valid	2030	1926	1591	1211	6758	
N of Miss	0	0	0	0	0	

Table 197: If you used prescription drugs or over the counter drugs without a doctor telling you to use it or for the purpose of getting high, where did you get these drugs? -  
Got from relative with permission



Response	6	8	10	12	Total	
No	99.9	99.8	99.6	99.4	99.7	
Yes	0.1	0.2	0.4	0.6	0.3	
N of Valid	2030	1926	1591	1211	6758	
N of Miss	0	0	0	0	0	

Table 198: If you used prescription drugs or over the counter drugs without a doctor telling you to use it or for the purpose of getting high, where did you get these drugs? -  
Got from relative without permission



Response	6	8	10	12	Total	
No	99.9	99.6	99.4	99.3	99.6	
Yes	0.1	0.4	0.6	0.7	0.4	
N of Valid	2030	1926	1591	1211	6758	
N of Miss	0	0	0	0	0	

Table 199: If you used prescription drugs or over the counter drugs without a doctor telling you to use it or for the purpose of getting high, where did you get these drugs? -  
Got from friend's home with permission



Response	6	8	10	12	Total	
No	100.0	99.5	99.5	99.7	99.7	
Yes	0.0	0.5	0.5	0.3	0.3	
N of Valid	2030	1926	1591	1211	6758	
N of Miss	0	0	0	0	0	

Table 200: If you used prescription drugs or over the counter drugs without a doctor telling you to use it or for the purpose of getting high, where did you get these drugs? -  
Got from friend's home without permission



Response	6	8	10	12	Total	
No	100.0	99.7	99.7	99.4	99.7	
Yes	0.0	0.3	0.3	0.6	0.3	
N of Valid	2030	1926	1591	1211	6758	
N of Miss	0	0	0	0	0	

Table 201: If you used prescription drugs or over the counter drugs without a doctor telling you to use it or for the purpose of getting high, where did you get these drugs? -  
Got from friend at school



Response	6	8	10	12	Total	
No	100.0	99.6	98.9	99.2	99.5	
Yes	0.0	0.4	1.1	0.8	0.5	
N of Valid	2030	1926	1591	1211	6758	
N of Miss	0	0	0	0	0	

Table 202: If you used prescription drugs or over the counter drugs without a doctor telling you to use it or for the purpose of getting high, where did you get these drugs? -  
Got from friend at party



Response	6	8	10	12	Total	
No	99.9	99.7	99.5	99.5	99.7	
Yes	0.1	0.3	0.5	0.5	0.3	
N of Valid	2030	1926	1591	1211	6758	
N of Miss	0	0	0	0	0	

Table 203: If you used prescription drugs or over the counter drugs without a doctor telling you to use it or for the purpose of getting high, where did you get these drugs? -  
Got from friend, elsewhere



Response	6	8	10	12	Total	
No	100.0	99.4	99.1	98.7	99.3	
Yes	0.0	0.6	0.9	1.3	0.7	
N of Valid	2030	1926	1591	1211	6758	
N of Miss	0	0	0	0	0	

Table 204: If you used prescription drugs or over the counter drugs without a doctor telling you to use it or for the purpose of getting high, where did you get these drugs? -  
Got from internet sale



Response	6	8	10	12	Total	
No	100.0	99.7	99.7	99.7	99.8	
Yes	0.0	0.3	0.3	0.3	0.2	
N of Valid	2030	1926	1591	1211	6758	
N of Miss	0	0	0	0	0	

Table 205: During the last month, about how many marijuana cigarettes, or the equivalent, did you smoke a day, on the average?


Response	6	8	10	12	Total	
None	99.1	95.3	89.6	85.5	93.4	
Less than 1 a day	0.6	2.4	4.9	5.8	3.1	
1 a day	0.0	1.0	1.4	2.5	1.1	
2-3 a day	0.0	0.7	2.3	3.2	1.3	
4-6 a day	0.1	0.2	0.8	1.6	0.5	
7-10 a day	0.0	0.1	0.6	0.3	0.2	
11 or more a day	0.1	0.4	0.4	1.1	0.4	
N of Valid	2042	1927	1576	1208	6753	
N of Miss	720	473	413	288	1894	

Table 206: How wrong do your friends feel it would be for YOU to: have one or two drinks of an alcoholic beverage nearly every day?


Response	6	8	10	12	Total	
Very wrong	83.5	67.3	55.7	57.6	67.8	
Wrong	11.7	19.4	25.6	22.1	19.0	
A little bit wrong	2.7	8.8	12.4	11.8	8.4	
Not at all wrong	2.0	4.4	6.2	8.4	4.8	
N of Valid	2072	1957	1607	1224	6860	
N of Miss	690	443	382	272	1787	

Table 207: How wrong do your friends feel it would be for YOU to: smoke tobacco?


Response	6	8	10	12	Total	
Very wrong	87.5	75.0	67.8	66.6	75.6	
Wrong	8.9	17.1	20.1	17.9	15.5	
A little bit wrong	1.9	5.2	8.0	8.9	5.5	
Not at all wrong	1.7	2.7	4.1	6.7	3.4	
N of Valid	2051	1950	1604	1220	6825	
N of Miss	711	450	385	276	1822	

Table 208: How wrong do your friends feel it would be for YOU to: smoke marijuana?

Response	6	8	10	12	Total	
Very wrong	88.1	64.1	40.5	36.6	60.8	
Wrong	7.1	14.5	16.3	15.5	12.9	
A little bit wrong	2.6	11.8	21.5	19.4	12.7	
Not at all wrong	2.2	9.6	21.7	28.5	13.6	
N of Valid	2048	1944	1605	1220	6817	
N of Miss	714	456	384	276	1830	

Table 209: How wrong do your friends feel it would be for YOU to: use prescription drugs not prescribed to you?

Response	6	8	10	12	Total	
Very wrong	88.6	78.5	71.3	71.9	78.7	
Wrong	8.3	13.9	18.4	17.6	13.9	
A little bit wrong	1.5	4.5	6.6	6.5	4.4	
Not at all wrong	1.6	3.0	3.7	4.0	2.9	
N of Valid	2041	1938	1601	1217	6797	
N of Miss	721	462	388	279	1850	

Table 210: How wrong would most adults (over 21) in your neighborhood think it is for kids your age: to use marijuana?

Response	6	8	10	12	Total	
Very wrong	89.5	75.3	60.4	53.5	72.1	
Wrong	6.4	14.2	21.0	21.1	14.7	
A little bit wrong	2.4	6.1	11.7	14.9	7.9	
Not at all wrong	1.7	4.5	6.9	10.6	5.3	
N of Valid	2026	1929	1595	1212	6762	
N of Miss	736	471	394	284	1885	



Table 211: How wrong would most adults (over 21) in your neighborhood think it is for kids your age: to drink alcohol?


Response	6	8	10	12	Total	
Very wrong	85.9	73.6	62.5	56.8	71.6	
Wrong	8.7	15.7	21.6	22.9	16.3	
A little bit wrong	3.2	7.2	10.8	13.8	8.0	
Not at all wrong	2.1	3.5	5.2	6.5	4.0	
N of Valid	2007	1923	1589	1210	6729	
N of Miss	755	477	400	286	1918	

Table 212: How wrong would most adults (over 21) in your neighborhood think it is for kids your age: to smoke cigarettes?


Response	6	8	10	12	Total	
Very wrong	87.4	78.7	71.6	67.1	77.5	
Wrong	7.9	13.6	18.7	19.4	14.1	
A little bit wrong	2.9	4.8	6.0	7.3	5.0	
Not at all wrong	1.9	2.9	3.7	6.2	3.4	
N of Valid	1999	1922	1587	1205	6713	
N of Miss	763	478	402	291	1934	

Table 213: How much do each of the following statements describe your neighborhood? crime and/or drug selling


Response	6	8	10	12	Total	
NO!	81.2	71.0	63.5	64.4	71.1	
no	11.3	16.4	21.8	19.4	16.7	
yes	5.6	8.3	10.5	11.8	8.6	
YES!	1.8	4.3	4.1	4.4	3.6	
N of Valid	2010	1919	1591	1202	6722	
N of Miss	752	481	398	294	1925	

Table 214: How much do each of the following statements describe your neighborhood? fights


Response	6	8	10	12	Total	
NO!	72.0	65.9	64.6	66.9	67.6	
no	13.6	17.5	21.9	20.6	17.9	
yes	9.6	11.4	9.5	8.7	9.9	
YES!	4.8	5.3	4.0	3.8	4.6	
N of Valid	1990	1919	1585	1201	6695	
N of Miss	772	481	404	295	1952	

Table 215: How much do each of the following statements describe your neighborhood? lots of empty or abandoned buildings


Response	6	8	10	12	Total	
NO!	79.2	74.0	69.1	70.6	73.8	
no	14.2	18.2	21.3	20.4	18.1	
yes	4.3	5.7	6.4	5.5	5.4	
YES!	2.3	2.2	3.1	3.4	2.6	
N of Valid	1992	1906	1585	1199	6682	
N of Miss	770	494	404	297	1965	

Table 216: How much do each of the following statements describe your neighborhood? lots of graffiti


Response	6	8	10	12	Total	
NO!	83.2	78.4	74.4	75.6	78.4	
no	12.9	17.3	21.2	20.2	17.5	
yes	2.4	3.0	2.5	2.6	2.6	
YES!	1.4	1.3	1.9	1.6	1.5	
N of Valid	1975	1902	1579	1191	6647	
N of Miss	787	498	410	305	2000	

Table 217: I feel safe in my neighborhood.


Response	6	8	10	12	Total	
NO!	7.5	6.6	4.8	6.2	6.4	
no	7.6	9.5	11.2	7.4	8.9	
yes	34.4	39.8	44.7	40.3	39.4	
YES!	50.5	44.1	39.3	46.0	45.2	
N of Valid	2003	1908	1574	1200	6685	
N of Miss	759	492	415	296	1962	

Table 218: If a kid smoked marijuana in your neighborhood would he or she be caught by the police?

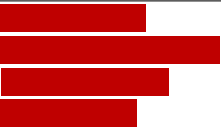
Response	6	8	10	12	Total	
NO!	17.3	20.3	23.0	27.4	21.4	
no	18.9	34.0	44.3	43.4	33.6	
yes	29.0	27.4	22.6	18.2	25.1	
YES!	34.7	18.4	10.1	10.9	19.9	
N of Valid	1983	1899	1581	1206	6669	
N of Miss	779	501	408	290	1978	

Table 219: If a kid drank some beer, wine or hard liquor (for example, vodka, whiskey, or gin) in your neighborhood would he or she be caught by the police?

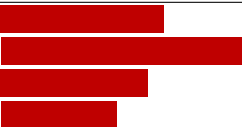
Response	6	8	10	12	Total	
NO!	19.9	23.1	26.6	30.7	24.3	
no	23.6	40.0	47.0	43.6	37.4	
yes	27.4	22.7	18.7	15.2	21.8	
YES!	29.1	14.3	7.7	10.5	16.4	
N of Valid	1973	1893	1576	1195	6637	
N of Miss	789	507	413	301	2010	

Table 220: If a kid carried a handgun in your neighborhood would he or she be caught by the police?





Response	6	8	10	12	Total	
NO!	16.8	18.5	20.8	24.0	19.5	
no	11.2	23.8	29.1	28.6	22.2	
yes	26.3	26.1	29.2	27.6	27.1	
YES!	45.8	31.5	20.9	19.8	31.1	
N of Valid	1964	1896	1574	1194	6628	
N of Miss	798	504	415	302	2019	

Table 221: If you wanted to get some cigarettes, how easy would it be for you to get some?





Response	6	8	10	12	Total	
Very hard	82.3	65.4	50.3	41.0	62.3	
Sort of hard	8.1	14.5	17.7	11.5	12.9	
Sort of easy	5.1	11.5	17.1	18.7	12.3	
Very easy	4.5	8.6	14.9	28.7	12.5	
N of Valid	1940	1878	1569	1197	6584	
N of Miss	822	522	420	299	2063	

Table 222: If you wanted to get some beer, wine or hard liquor (for example, vodka, whiskey, or gin), how easy would it be for you to get some?





Response	6	8	10	12	Total	
Very hard	78.8	56.7	41.2	38.0	56.1	
Sort of hard	10.3	14.5	15.5	14.5	13.5	
Sort of easy	5.6	15.2	21.5	22.3	15.2	
Very easy	5.4	13.6	21.7	25.3	15.2	
N of Valid	1919	1870	1559	1191	6539	
N of Miss	843	530	430	305	2108	

Table 223: If you wanted to get a drug like cocaine, LSD, or amphetamines, how easy would it be for you to get some?

Response	6	8	10	12	Total	
Very hard	93.3	85.2	73.9	69.3	82.0	
Sort of hard	4.1	9.1	13.7	14.3	9.7	
Sort of easy	1.3	2.8	6.7	7.5	4.2	
Very easy	1.3	2.9	5.7	8.8	4.2	
N of Valid	1926	1874	1563	1194	6557	
N of Miss	836	526	426	302	2090	

Table 224: If you wanted to get a handgun, how easy would it be for you to get one?

Response	6	8	10	12	Total	
Very hard	84.2	72.8	66.4	63.1	72.9	
Sort of hard	8.1	12.7	13.1	12.6	11.4	
Sort of easy	3.8	7.6	11.0	10.4	7.8	
Very easy	3.8	6.8	9.5	13.9	7.9	
N of Valid	1917	1869	1562	1191	6539	
N of Miss	845	531	427	305	2108	

Table 225: If you wanted to get some marijuana, how easy would it be for you to get some?

Response	6	8	10	12	Total	
Very hard	90.8	69.5	43.2	36.4	63.4	
Sort of hard	4.7	9.9	10.8	8.8	8.4	
Sort of easy	2.1	9.3	17.1	15.6	10.2	
Very easy	2.4	11.4	28.9	39.2	18.0	
N of Valid	1907	1856	1555	1190	6508	
N of Miss	855	544	434	306	2139	

Table 226: If you wanted to get prescription drugs for the purpose of getting high, how easy would it be for you to get some?


Response	6	8	10	12	Total	
Very hard	87.1	72.2	58.2	54.0	69.9	
Sort of hard	6.1	9.8	15.5	16.6	11.3	
Sort of easy	3.4	10.0	11.9	12.6	9.0	
Very easy	3.3	8.0	14.4	16.8	9.8	
N of Valid	1914	1864	1558	1191	6527	
N of Miss	848	536	431	305	2120	

Table 227: If you wanted to get synthetic marijuana such as K2 or chemical products such as bath salts to get high, how easy would it be for you to get some?


Response	6	8	10	12	Total	
Very hard	93.3	84.2	74.3	71.0	82.1	
Sort of hard	3.9	8.3	12.2	14.0	9.0	
Sort of easy	1.2	4.1	7.1	6.1	4.3	
Very easy	1.6	3.4	6.4	8.8	4.6	
N of Valid	1909	1872	1560	1191	6532	
N of Miss	853	528	429	305	2115	

Table 228: If you wanted to get steroids to use or to enhance athletic performance, how easy would it be for you to get some?


Response	6	8	10	12	Total	
Very hard	91.5	84.8	76.2	73.7	82.6	
Sort of hard	5.3	8.6	14.1	12.3	9.7	
Sort of easy	1.8	3.6	4.5	5.9	3.7	
Very easy	1.4	3.0	5.3	8.1	4.0	
N of Valid	1900	1866	1561	1191	6518	
N of Miss	862	534	428	305	2129	

Table 229: If you wanted to get e-cigarettes, e-cigars, or e-hookahs, how easy would it be for you to get some?





Response	6	8	10	12	Total	
Very hard	88.1	70.8	51.7	47.6	67.0	
Sort of hard	5.3	9.1	10.4	6.6	7.9	
Sort of easy	3.0	8.8	13.2	11.8	8.7	
Very easy	3.6	11.3	24.6	34.0	16.4	
N of Valid	1902	1862	1562	1190	6516	
N of Miss	860	538	427	306	2131	

Table 230: During the past 12 months, have you participated in any alcohol prevention programs or seen any alcohol prevention messages in your school or community? Yes, a school-based program focused on preventing underage drinking and/or drinking and driving.



Response	6	8	10	12	Total	
No	72.6	80.3	84.7	89.7	80.8	
Yes	27.4	19.7	15.3	10.3	19.2	
N of Valid	1890	1840	1560	1184	6474	
N of Miss	0	0	0	0	0	

Table 231: During the past 12 months, have you participated in any alcohol prevention programs or seen any alcohol prevention messages in your school or community? Yes, a community-based program focused on preventing underage drinking and/or drinking and driving (for example, through your church or temple or through youth groups like Boys and Girls Club or 4-H).



Response	6	8	10	12	Total	
No	89.7	91.8	93.7	95.5	92.3	
Yes	10.3	8.2	6.3	4.5	7.7	
N of Valid	1890	1840	1560	1184	6474	
N of Miss	0	0	0	0	0	

Table 232: During the past 12 months, have you participated in any alcohol prevention programs or seen any alcohol prevention messages in your school or community? Yes, a media campaign addressing underage drinking and/or drinking and driving (for example, newspaper ads, posters, pamphlets, radio, TV).



Response	6	8	10	12	Total	
No	88.4	89.4	91.4	92.9	90.2	
Yes	11.6	10.6	8.6	7.1	9.8	
N of Valid	1890	1840	1560	1184	6474	
N of Miss	0	0	0	0	0	

Table 233: During the past 12 months, have you participated in any alcohol prevention programs or seen any alcohol prevention messages in your school or community? No



Response	6	8	10	12	Total	
No	34.0	28.2	22.7	16.7	26.5	
Yes	66.0	71.8	77.3	83.3	73.5	
N of Valid	1890	1840	1560	1184	6474	
N of Miss	0	0	0	0	0	

Table 234: How wrong do your parents feel it would be for YOU to: have one or two drinks of an alcoholic beverage nearly every day?





Response	6	8	10	12	Total	
Very wrong	93.3	88.9	87.4	83.8	88.9	
Wrong	4.4	7.4	9.8	10.1	7.6	
A little bit wrong	1.7	2.5	1.9	4.7	2.5	
Not at all wrong	0.6	1.2	1.0	1.3	1.0	
N of Valid	1897	1862	1555	1186	6500	
N of Miss	865	538	434	310	2147	

Table 235: How wrong do your parents feel it would be for YOU to: smoke tobacco?





Response	6	8	10	12	Total	
Very wrong	94.8	92.3	90.7	86.9	91.6	
Wrong	3.9	5.8	7.4	9.0	6.2	
A little bit wrong	0.9	1.2	1.1	2.7	1.4	
Not at all wrong	0.5	0.6	0.8	1.3	0.8	
N of Valid	1886	1851	1552	1186	6475	
N of Miss	876	549	437	310	2172	



Table 236: How wrong do your parents feel it would be for YOU to: smoke marijuana?





Response	6	8	10	12	Total	
Very wrong	95.3	88.1	77.8	71.7	84.7	
Wrong	3.1	6.0	11.2	13.9	7.9	
A little bit wrong	1.0	3.9	6.7	8.5	4.6	
Not at all wrong	0.6	2.0	4.4	5.9	2.9	
N of Valid	1876	1850	1547	1183	6456	
N of Miss	886	550	442	313	2191	

Table 237: How wrong do your parents feel it would be for YOU to: use prescription drugs not prescribed to you?





Response	6	8	10	12	Total	
Very wrong	95.4	93.0	91.0	89.9	92.7	
Wrong	3.2	4.8	6.3	6.5	5.0	
A little bit wrong	0.8	1.1	1.6	2.5	1.4	
Not at all wrong	0.6	1.0	1.0	1.1	0.9	
N of Valid	1877	1855	1553	1184	6469	
N of Miss	885	545	436	312	2178	

Table 238: How wrong do your parents feel it would be for YOU to: steal something?





Response	6	8	10	12	Total	
Very wrong	88.7	85.2	85.9	87.1	86.7	
Wrong	8.9	10.7	11.3	10.6	10.3	
A little bit wrong	1.9	3.0	2.2	1.5	2.2	
Not at all wrong	0.5	1.1	0.5	0.8	0.7	
N of Valid	1882	1854	1551	1181	6468	
N of Miss	880	546	438	315	2179	

Table 239: How wrong do your parents feel it would be for YOU to: draw graffiti, write things, or draw pictures on buildings or other property (without the owner's permission)?





Response	6	8	10	12	Total	
Very wrong	90.7	85.3	81.9	85.4	86.1	
Wrong	6.3	9.2	12.6	10.5	9.4	
A little bit wrong	2.3	4.4	4.6	3.1	3.6	
Not at all wrong	0.6	1.1	1.0	1.0	0.9	
N of Valid	1881	1856	1551	1185	6473	
N of Miss	881	544	438	311	2174	

Table 240: How wrong do your parents feel it would be for YOU to: pick a fight with someone?





Response	6	8	10	12	Total	
Very wrong	74.3	63.1	68.0	73.4	69.4	
Wrong	16.4	22.6	20.7	16.9	19.3	
A little bit wrong	7.1	11.0	8.8	7.9	8.8	
Not at all wrong	2.2	3.4	2.5	1.8	2.5	
N of Valid	1882	1846	1552	1182	6462	
N of Miss	880	554	437	314	2185	

Table 241: During the past 12 months, have you talked with at least one of your parents about the dangers of underage drinking and/or drinking and driving? By parents, we mean either your biological parents, adoptive parents, stepparents, or adult guardians - whether or not they live with you.



Response	6	8	10	12	Total	
No	50.7	52.8	54.1	56.0	53.1	
Yes	49.3	47.2	45.9	44.0	46.9	
N of Valid	1764	1759	1487	1128	6138	
N of Miss	998	641	502	368	2509	

Table 242: The rules in my family are clear.

Response	6	8	10	12	Total	
NO!	7.2	6.3	5.6	6.6	6.4	
no	5.1	5.0	6.9	6.2	5.7	
yes	24.8	32.7	36.4	35.6	31.8	
YES!	62.9	56.0	51.2	51.7	56.1	
N of Valid	1858	1836	1546	1181	6421	
N of Miss	904	564	443	315	2226	

Table 243: People in my family have serious arguments about the same things, and often insult or yell at each other.

Response	6	8	10	12	Total	
NO!	42.3	33.4	27.9	33.0	34.6	
no	32.5	36.9	36.6	34.7	35.1	
yes	16.4	19.7	23.0	20.8	19.8	
YES!	8.8	10.0	12.5	11.6	10.5	
N of Valid	1833	1832	1541	1177	6383	
N of Miss	929	568	448	319	2264	

Table 244: When I am not at home, one of my parents knows where I am and who I am with.

Response	6	8	10	12	Total	
NO!	8.6	7.0	5.4	7.6	7.2	
no	4.0	4.0	5.6	5.5	4.7	
yes	23.0	29.7	36.5	34.2	30.3	
YES!	64.4	59.3	52.4	52.7	57.9	
N of Valid	1832	1831	1541	1176	6380	
N of Miss	930	569	448	320	2267	

Table 245: My family has clear rules about alcohol and drug use.


Response	6	8	10	12	Total	
NO!	9.7	7.8	6.9	8.2	8.2	
no	4.9	7.0	10.4	9.2	7.6	
yes	15.8	24.2	30.8	31.6	24.7	
YES!	69.6	61.0	51.9	51.1	59.5	
N of Valid	1835	1829	1540	1177	6381	
N of Miss	927	571	449	319	2266	

Table 246: If you skipped school would you be caught by your parents?


Response	6	8	10	12	Total	
NO!	9.4	9.9	8.6	12.0	9.9	
no	4.3	9.3	15.1	19.5	11.1	
yes	17.5	24.3	29.6	29.3	24.6	
YES!	68.8	56.4	46.7	39.1	54.4	
N of Valid	1836	1823	1539	1179	6377	
N of Miss	926	577	450	317	2270	

Table 247: My parents ask if I've gotten my homework done.


Response	6	8	10	12	Total	
NO!	7.2	8.4	10.0	14.3	9.5	
no	5.8	9.1	16.2	22.7	12.4	
yes	20.8	29.3	34.1	32.5	28.6	
YES!	66.3	53.1	39.7	30.5	49.5	
N of Valid	1826	1830	1535	1182	6373	
N of Miss	936	570	454	314	2274	

Table 248: Would your parents know if you did not come home on time?





Response	6	8	10	12	Total	
NO!	8.0	7.6	7.0	9.1	7.9	
no	5.3	9.6	10.4	9.6	8.5	
yes	19.6	28.0	31.8	33.8	27.6	
YES!	67.0	54.8	50.8	47.6	56.0	
N of Valid	1814	1820	1533	1179	6346	
N of Miss	948	580	456	317	2301	

Table 249: Do you know how to properly dispose of leftover prescription drugs?



Response	6	8	10	12	Total	
No	80.2	75.3	66.4	62.1	72.1	
Yes	19.8	24.7	33.6	37.9	27.9	
N of Valid	1746	1750	1506	1149	6151	
N of Miss	1016	650	483	347	2496	

Table 250: Have any of your brothers or sisters ever: drunk beer, wine or hard liquor (for example, vodka, whiskey or gin)?




Response	6	8	10	12	Total	
No	82.8	68.2	57.0	51.3	66.5	
Yes	13.1	26.4	37.0	42.8	28.2	
I don't have any brothers or sisters	4.1	5.4	6.0	5.9	5.3	
N of Valid	1852	1831	1573	1190	6446	
N of Miss	910	569	416	306	2201	

Table 251: Have any of your brothers or sisters ever: smoked marijuana?




Response	6	8	10	12	Total	
No	91.0	76.4	62.7	57.5	73.7	
Yes	5.0	18.5	31.2	36.7	21.1	
I don't have any brothers or sisters	4.0	5.1	6.1	5.8	5.2	
N of Valid	1844	1831	1575	1189	6439	
N of Miss	918	569	414	307	2208	

Table 252: Have any of your brothers or sisters ever: smoked cigarettes?

Response	6	8	10	12	Total	
No	87.7	82.1	76.9	72.7	80.7	
Yes	8.3	12.7	16.9	21.7	14.1	
I don't have any brothers or sisters	4.0	5.2	6.2	5.6	5.2	
N of Valid	1843	1822	1573	1187	6425	
N of Miss	919	578	416	309	2222	

Table 253: Have any of your brothers or sisters ever: taken a handgun to school?

Response	6	8	10	12	Total	
No	95.0	92.9	92.0	92.1	93.1	
Yes	1.0	1.9	2.0	2.2	1.7	
I don't have any brothers or sisters	4.0	5.2	6.0	5.7	5.2	
N of Valid	1831	1819	1569	1187	6406	
N of Miss	931	581	420	309	2241	

Table 254: Have any of your brothers or sisters ever: been suspended or expelled from school?

Response	6	8	10	12	Total	
No	75.1	64.4	61.2	62.8	66.4	
Yes	20.9	30.4	32.5	31.1	28.4	
I don't have any brothers or sisters	4.0	5.2	6.2	6.1	5.3	
N of Valid	1839	1825	1574	1188	6426	
N of Miss	923	575	415	308	2221	

Table 255: Have any of your brothers or sisters ever: used e-cigarettes, e-cigars or e-hookahs (vaping)?

Response	6	8	10	12	Total	
No	89.8	79.7	72.1	70.2	79.0	
Yes	6.1	15.2	21.6	24.0	15.8	
I don't have any brothers or sisters	4.1	5.1	6.4	5.7	5.2	
N of Valid	1839	1819	1573	1186	6417	
N of Miss	923	581	416	310	2230	

Table 256: Have any of your brothers or sisters ever: used prescription drugs not prescribed to him/her?




Response	6	8	10	12	Total	
No	93.6	90.2	85.5	84.7	89.0	
Yes	2.3	4.7	8.4	9.5	5.8	
I don't have any brothers or sisters	4.1	5.1	6.1	5.7	5.2	
N of Valid	1831	1815	1572	1185	6403	
N of Miss	931	585	417	311	2244	

Table 257: Have you changed homes in the past year (the last 12 months)?



Response	6	8	10	12	Total	
No	65.5	72.4	74.1	77.9	71.9	
Yes	34.5	27.6	25.9	22.1	28.1	
N of Valid	1803	1799	1563	1170	6335	
N of Miss	959	601	426	326	2312	

Table 258: How many times have you changed homes since kindergarten?






Response	6	8	10	12	Total	
Never	32.7	31.4	27.8	25.0	29.7	
1 or 2 times	34.3	30.7	29.1	29.0	31.0	
3 or 4 times	19.7	22.0	23.1	23.7	21.9	
5 or 6 times	7.2	8.6	10.5	11.8	9.3	
7 or more times	6.2	7.4	9.5	10.6	8.1	
N of Valid	1821	1822	1574	1174	6391	
N of Miss	941	578	415	322	2256	

Table 259: Have you changed schools (including changing from elementary to middle and middle to high school) in the past year?



Response	6	8	10	12	Total	
No	27.5	57.6	62.4	70.5	52.6	
Yes	72.5	42.4	37.6	29.5	47.4	
N of Valid	1799	1797	1554	1169	6319	
N of Miss	963	603	435	327	2328	

Table 260: How many times have you changed schools since kindergarten (including changing from elementary to middle and middle to high school)?






Response	6	8	10	12	Total	
Never	22.5	16.9	15.9	17.4	18.3	
1 or 2 times	46.7	44.6	30.9	26.1	38.4	
3 or 4 times	21.1	24.9	32.9	34.1	27.5	
5 or 6 times	6.2	8.9	13.0	14.0	10.1	
7 or more times	3.5	4.6	7.3	8.4	5.7	
N of Valid	1808	1814	1566	1182	6370	
N of Miss	954	586	423	314	2277	

Table 261: Has anyone in your family ever had severe alcohol or drug problems?



Response	6	8	10	12	Total	
No	74.4	68.6	57.1	60.7	65.9	
Yes	25.6	31.4	42.9	39.3	34.1	
N of Valid	1774	1789	1547	1163	6273	
N of Miss	988	611	442	333	2374	

Table 262: About how many adults (over 21) have you known personally who in the past year have: used marijuana, crack, cocaine, or other drugs?






Response	6	8	10	12	Total	
0	81.8	69.8	54.6	53.2	66.4	
1	9.7	11.7	14.3	11.4	11.7	
2	3.5	7.7	10.7	10.2	7.7	
3-4	2.3	5.1	9.2	10.4	6.3	
5	2.8	5.6	11.1	14.8	7.9	
N of Valid	1809	1817	1570	1188	6384	
N of Miss	953	583	419	308	2263	



Table 263: About how many adults (over 21) have you known personally who in the past year have: sold or dealt drugs?






Response	6	8	10	12	Total	
0	90.4	79.9	74.0	71.2	79.8	
1	5.6	9.8	10.8	8.6	8.6	
2	1.7	4.1	5.3	7.3	4.3	
3-4	0.9	3.1	4.2	6.0	3.3	
5	1.3	3.0	5.7	6.8	3.9	
N of Valid	1797	1814	1564	1184	6359	
N of Miss	965	586	425	312	2288	

Table 264: About how many adults (over 21) have you known personally who in the past year have: done other things that could get them in trouble with the police, like stealing, selling stolen goods, mugging or assaulting others, etc.?






Response	6	8	10	12	Total	
0	86.3	76.2	71.8	71.9	77.2	
1	8.2	11.4	10.7	8.7	9.8	
2	2.2	4.5	5.7	5.5	4.3	
3-4	1.6	3.9	5.5	5.2	3.9	
5	1.8	4.1	6.3	8.7	4.8	
N of Valid	1798	1812	1566	1183	6359	
N of Miss	964	588	423	313	2288	

Table 265: About how many adults (over 21) have you known personally who in the past year have: gotten drunk or high?







Response	6	8	10	12	Total	
0	68.1	50.9	40.3	41.0	51.3	
1	14.9	17.4	14.4	11.1	14.8	
2	6.2	9.9	11.4	11.2	9.5	
3-4	3.6	8.3	11.7	12.0	8.5	
5	7.2	13.6	22.2	24.6	16.0	
N of Valid	1794	1803	1564	1177	6338	
N of Miss	968	597	425	319	2309	

Table 266: How honest were you in filling out this survey?

Response	6	8	10	12	Total	
I was very honest	83.2	74.0	74.3	76.9	77.2	
I was honest pretty much of the time	13.0	20.3	19.8	17.3	17.6	
I was honest some of the time	2.8	4.1	4.4	4.3	3.8	
I was honest once in a while	1.0	1.6	1.5	1.5	1.4	
I was not honest at all	0.0	0.0	0.0	0.0	0.0	
N of Valid	1865	1849	1603	1205	6522	
N of Miss	897	551	386	291	2125	