

A background image showing a row of students in a classroom, sitting at desks and holding yellow pencils, ready to take a test or survey. The students are out of focus, with the focus on the foreground student's hands and pencil.

# 2017 APNA

## Arkansas Prevention Needs Assessment Survey

**Pulaski County  
Tables**

Arkansas Department of Human Services,  
Division of Aging, Adults and Behavioral  
Health Services  
And  
University of Arkansas at Little Rock  
MidSOUTH Center for Prevention and Training

Conducted by International Survey Associates dba Pride Surveys



## Contents

### 1 INTRODUCTION

11

### 2 PERCENTAGE TABLES

15

## List of Frequency Distribution Tables

|    |   |    |
|----|---|----|
| 1  | Gender . . . . .  | 16 |
| 2  | Age . . . . .   | 16 |
| 3  | Are you Hispanic or Latino? . . . . .   | 16 |
| 4  | What is your race? Black or African American . . . . .  | 17 |
| 5  | What is your race? Asian . . . . .  | 17 |
| 6  | What is your race? American Indian . . . . .  | 17 |
| 7  | What is your race? Alaska Native . . . . .  | 17 |
| 8  | What is your race? White . . . . .  | 18 |
| 9  | What is your race? Native Hawaiian or Other Pacific Islander . . . . .  | 18 |
| 10 | What is your race? Other . . . . .  | 18 |
| 11 | What is the highest level of schooling completed by your mother or father? . . . . .                                  | 19 |
| 12 | Think of where you live most of the time. Which of the following people live there with you? Mother . . . . .         | 19 |
| 13 | Think of where you live most of the time. Which of the following people live there with you? Stepmother . . . . .     | 19 |
| 14 | Think of where you live most of the time. Which of the following people live there with you? Foster Mother . . . . .  | 20 |
| 15 | Think of where you live most of the time. Which of the following people live there with you? Grandmother . . . . .    | 20 |
| 16 | Think of where you live most of the time. Which of the following people live there with you? Aunt . . . . .           | 20 |
| 17 | Think of where you live most of the time. Which of the following people live there with you? Father . . . . .         | 20 |
| 18 | Think of where you live most of the time. Which of the following people live there with you? Stepfather . . . . .     | 21 |
| 19 | Think of where you live most of the time. Which of the following people live there with you? Foster Father . . . . .  | 21 |
| 20 | Think of where you live most of the time. Which of the following people live there with you? Grandfather . . . . .    | 21 |
| 21 | Think of where you live most of the time. Which of the following people live there with you? Uncle . . . . .          | 21 |
| 22 | Think of where you live most of the time. Which of the following people live there with you? Other Adults . . . . .   | 22 |
| 23 | Think of where you live most of the time. Which of the following people live there with you? Brother(s) . . . . .     | 22 |
| 24 | Think of where you live most of the time. Which of the following people live there with you? Stepbrother(s) . . . . . | 22 |
| 25 | Think of where you live most of the time. Which of the following people live there with you? Sister(s) . . . . .      | 22 |
| 26 | Think of where you live most of the time. Which of the following people live there with you? Stepsister(s) . . . . .  | 23 |

|    |   |    |
|----|---|----|
| 27 | Think of where you live most of the time. Which of the following people live there with you? Other Children . . . . .                                   | 23 |
| 28 | In my school, students have lots of chances to help decide things like class activities and rules. . . . .  | 23 |
| 29 | Teachers ask me to work on special classroom projects. . . . .  | 23 |
| 30 | My teacher(s) notices when I am doing a good job and lets me know about it. . . . .   | 24 |
| 31 | There are lots of chances for students in my school to get involved in sports, clubs, and other school activities outside of class. . . . .             | 24 |
| 32 | There are lots of chances for students in my school to talk with a teacher one-on-one. . . . .  | 24 |
| 33 | I feel safe at my school. . . . .   | 25 |
| 34 | The school lets my parents know when I have done something well. . . . .  | 25 |
| 35 | My teachers praise me when I work hard in school. . . . .   | 25 |
| 36 | Are your school grades better than the grades of most students in your class? . . . . .   | 26 |
| 37 | I have lots of chances to be part of class discussions or activities. . . . .   | 26 |
| 38 | Now thinking back over the past year in school, how often did you: enjoy being in school? . . . . .   | 26 |
| 39 | Now thinking back over the past year in school, how often did you: hate being in school? . . . . .  | 27 |
| 40 | Now thinking back over the past year in school, how often did you: try to do your best work in school? . . . . .  | 27 |
| 41 | How often do you feel that the school work you are assigned is meaningful and important? . . . . .  | 27 |
| 42 | Putting them all together, what were your grades like last year? . . . . .  | 28 |
| 43 | How important do you think the things you are learning in school are going to be for your later life? . . . . .   | 28 |
| 44 | During the LAST FOUR WEEKS how many whole days of school have you missed because you skipped or "cut"? . . . . .  | 28 |
| 45 | What are the chances you would be seen as cool if you: smoked cigarettes? . . . . .   | 29 |
| 46 | What are the chances you would be seen as cool if you: worked hard at school? . . . . .   | 29 |
| 47 | What are the chances you would be seen as cool if you: began drinking alcoholic beverages regularly, that is, at least once or twice a month? . . . . . | 29 |
| 48 | What are the chances you would be seen as cool if you: defended someone who was being bullied? . . . . .  | 30 |
| 49 | What are the chances you would be seen as cool if you: smoked marijuana? . . . . .  | 30 |
| 50 | What are the chances you would be seen as cool if you: carried a handgun? . . . . .   | 30 |
| 51 | What are the chances you would be seen as cool if you: used e-cigarettes, e-cigars or e-hookahs (vaping)? . . . . .                                     | 31 |

|    |   |    |
|----|---|----|
| 52 | What are the chances you would be seen as cool if you: bullied someone or cyber bullied someone? . . . . .  | 31 |
| 53 | Think of your four best friends (the friends you feel closest to). In the past year (12 months), how many of your best friends have: participated in clubs, organizations or activities at school? . . . . .  | 31 |
| 54 | Think of your four best friends (the friends you feel closest to). In the past year (12 months), how many of your best friends have: smoked cigarettes? . . . . .   | 32 |
| 55 | Think of your four best friends (the friends you feel closest to). In the past year (12 months), how many of your best friends have: tried beer, wine or hard liquor (for example, vodka, whiskey, or gin) when their parents didn't know about it? . . . . . | 32 |
| 56 | Think of your four best friends (the friends you feel closest to). In the past year (12 months), how many of your best friends have: used e-cigarettes, e-cigars, or e-hookahs? . . . . .   | 32 |
| 57 | Think of your four best friends (the friends you feel closest to). In the past year (12 months), how many of your best friends have: used marijuana? . . . . .  | 33 |
| 58 | Think of your four best friends (the friends you feel closest to). In the past year (12 months), how many of your best friends have: used prescription drugs or non-prescription drugs for the purpose of getting high? . . . . .                             | 33 |
| 59 | Think of your four best friends (the friends you feel closest to). In the past year (12 months), how many of your best friends have: used synthetic marijuana (K2, spice) or bath salts? . . . . .  | 33 |
| 60 | Think of your four best friends (the friends you feel closest to). In the past year (12 months), how many of your best friends have: used LSD, cocaine, amphetamines, or other illegal drugs? . . . . .   | 34 |
| 61 | Think of your four best friends (the friends you feel closest to). In the past year (12 months), how many of your best friends have: been bullied? . . . . .  | 34 |
| 62 | Think of your four best friends (the friends you feel closest to). In the past year (12 months), how many of your best friends have: been suspended from school? . . . . .  | 34 |
| 63 | Think of your four best friends (the friends you feel closest to). In the past year (12 months), how many of your best friends have: carried a handgun? . . . . .   | 35 |
| 64 | Think of your four best friends (the friends you feel closest to). In the past year (12 months), how many of your best friends have: sold illegal drugs? . . . . .  | 35 |
| 65 | Think of your four best friends (the friends you feel closest to). In the past year (12 months), how many of your best friends have: regularly attended religious services? . . . . .   | 35 |

|    |  |    |
|----|--|----|
| 66 | Think of your four best friends (the friends you feel closest to). In the past year (12 months), how many of your best friends have: stolen or tried to steal a motor vehicle such as a car or motorcycle? | 36 |
| 67 | Think of your four best friends (the friends you feel closest to). In the past year (12 months), how many of your best friends have: been arrested?  | 36 |
| 68 | Think of your four best friends (the friends you feel closest to). In the past year (12 months), how many of your best friends have: dropped out of school?  | 36 |
| 69 | Think of your four best friends (the friends you feel closest to). In the past year (12 months), how many of your best friends have: been members of a gang?   | 37 |
| 70 | How old were you when you first: smoked marijuana?   | 37 |
| 71 | How old were you when you first: smoked a cigarette, even just a puff?   | 38 |
| 72 | How old were you when you first: had more than a sip or two of beer, wine or hard liquor (for example, vodka, whiskey, or gin)?  | 38 |
| 73 | How old were you when you first: began drinking alcoholic beverages regularly, that is, at least once or twice a month?  | 39 |
| 74 | How old were you when you first: used Pegaramide (peg, Peggy)?   | 39 |
| 75 | How old were you when you first: got suspended from school?  | 40 |
| 76 | How old were you when you first: got arrested?   | 40 |
| 77 | How old were you when you first: carried a handgun?  | 41 |
| 78 | How old were you when you first: used e-cigarettes, e-cigars, or e-hookahs (vaping)?   | 41 |
| 79 | How old were you when you first: belonged to a gang?   | 42 |
| 80 | How old were you when you first: used prescription drugs not prescribed to you?  | 42 |
| 81 | How wrong do you think it is for someone your age to: take a handgun to school?  | 43 |
| 82 | How wrong do you think it is for someone your age to: steal anything?  | 43 |
| 83 | How wrong do you think it is for someone your age to: pick a fight with someone?   | 43 |
| 84 | How wrong do you think it is for someone your age to: attack someone with the idea of seriously hurting them?  | 44 |
| 85 | How wrong do you think it is for someone your age to: stay away from school all day when their parents think they are at school?   | 44 |
| 86 | How wrong do you think it is for someone your age to: drink beer, wine or hard liquor (for example, vodka, whiskey, or gin) regularly?   | 44 |
| 87 | How wrong do you think it is for someone your age to: smoke cigarettes?  | 45 |
| 88 | How wrong do you think it is for someone your age to: smoke marijuana?   | 45 |

|     |   |    |
|-----|---|----|
| 89  | How wrong do you think it is for someone your age to: use prescription drugs or non-prescription drugs for the purpose of getting high?   | 45 |
| 90  | How wrong do you think it is for someone your age to: use synthetic marijuana (K2, spice) or bath salts?                                  | 46 |
| 91  | How wrong do you think it is for someone your age to: use LSD, cocaine, amphetamines or another illegal drug?                             | 46 |
| 92  | How wrong do you think it is for someone your age to: use e-cigarettes, e-cigars or e-hookahs (vaping)?                                   | 46 |
| 93  | At school during the past 12 months, did you receive help from the resource teacher, speech therapist or other special education teacher? | 47 |
| 94  | How many times in the past year (12 months) have you: been suspended from school?   | 47 |
| 95  | How many times in the past year (12 months) have you: carried a handgun?  | 47 |
| 96  | How many times in the past year (12 months) have you: sold illegal drugs?   | 48 |
| 97  | How many times in the past year (12 months) have you: stolen or tried to steal a motor vehicle such as a car or motorcycle?               | 48 |
| 98  | How many times in the past year (12 months) have you: participated in clubs, organizations or activities at school?                       | 48 |
| 99  | How many times in the past year (12 months) have you: been arrested?  | 49 |
| 100 | How many times in the past year (12 months) have you: attacked someone with the idea of seriously hurting them?                           | 49 |
| 101 | How many times in the past year (12 months) have you: been drunk or high at school?   | 49 |
| 102 | How many times in the past year (12 months) have you: taken a handgun to school?  | 50 |
| 103 | How many times in the past year (12 months) have you: used e-cigarettes, e-cigars, or e-hookahs (vaping)?                                 | 50 |
| 104 | Are you currently on probation, or assigned a probation officer with Juvenile Court?  | 50 |
| 105 | Have you ever belonged to a gang?   | 51 |
| 106 | If you have ever belonged to a gang, did that gang have a name?   | 51 |
| 107 | You are at a party at someone's house, and one of your friends offers you a drink containing alcohol. What would you say or do?           | 51 |
| 108 | How often do you attend religious services or activities?   | 52 |
| 109 | I think sometimes it's okay to cheat at school.   | 52 |
| 110 | It is important to think before you act.  | 52 |
| 111 | Sometimes I think that life is not worth it.  | 53 |
| 112 | At times I think I am no good at all.   | 53 |
| 113 | All in all, I am inclined to think that I am a failure.   | 53 |
| 114 | In the past year, have you felt depressed or sad MOST days, even if you felt okay sometimes?  | 54 |
| 115 | It is all right to beat up people if they start the fight.  | 54 |

|     |  |    |
|-----|--|----|
| 116 | I think it is okay to take something without asking if you can get away with it. . . . .   | 54 |
| 117 | Where do you get the most information about living a drug and alcohol free life? Parents/guardians . . . . .   | 55 |
| 118 | Where do you get the most information about living a drug and alcohol free life? Friends . . . . .   | 55 |
| 119 | Where do you get the most information about living a drug and alcohol free life? Family members . . . . .  | 55 |
| 120 | Where do you get the most information about living a drug and alcohol free life? School . . . . .  | 56 |
| 121 | Where do you get the most information about living a drug and alcohol free life? Internet . . . . .  | 56 |
| 122 | Where do you get the most information about living a drug and alcohol free life? TV . . . . .  | 56 |
| 123 | Where do you get the most information about living a drug and alcohol free life? Social media . . . . .  | 57 |
| 124 | How much do you think people risk harming themselves (physically or in other ways) if they: smoked one or more packs of cigarettes per day? . . . . .  | 57 |
| 125 | How much do you think people risk harming themselves (physically or in other ways) if they: try marijuana once or twice? . . . . .   | 57 |
| 126 | How much do you think people risk harming themselves (physically or in other ways) if they: smoke marijuana once or twice a week? . . . . .  | 58 |
| 127 | How much do you think people risk harming themselves (physically or in other ways) if they: take one or two drinks of an alcoholic beverage (beer, wine, liquor) nearly every day? . . . . . | 58 |
| 128 | How much do you think people risk harming themselves (physically or in other ways) if they: have five or more drinks of an alcoholic beverage once or twice a weekend? . . . . .             | 58 |
| 129 | How much do you think people risk harming themselves (physically or in other ways) if they: use prescription drugs that are not prescribed to them? . . . . .                                | 59 |
| 130 | How much do you think people risk harming themselves (physically or in other ways) if they: use non-prescription drugs to get high? . . . . .  | 59 |
| 131 | How much do you think people risk harming themselves (physically or in other ways) if they: use e-cigarettes, e-cigars, or e-hookahs? . . . . .  | 59 |
| 132 | Have you ever used smokeless tobacco (chew, snuff, plug, dipping tobacco, or chewing tobacco)? . . . . .   | 60 |
| 133 | How often have you used smokeless tobacco during the past 30 days? . . . . .   | 60 |
| 134 | Have you ever smoked cigarettes? . . . . .   | 60 |
| 135 | How frequently have you smoked cigarettes during the past 30 days? . . . . .   | 61 |
| 136 | Which statement best describes rules about smoking inside your home or your family cars? . . . . .   | 61 |
| 137 | Have you ever used e-cigarettes, e-cigars, or e-hookahs (vaping)? . . . . .  | 61 |

|     |  |    |
|-----|--|----|
| 138 | How frequently have you used e-cigarettes, e-cigars, or e-hookahs (vaping)? . . . . .  | 62 |
| 139 | During this school year, were you taught in any of your classes about the dangers of tobacco use? . . . . .  | 62 |
| 140 | During the past 12 months, have you participated in any community activities to discourage people your age from using cigarettes, chewing tobacco, snuff, dip or cigars, e-cigarettes, e-cigars, or e-hookahs? . . . . . | 62 |
| 141 | Think back over the last two weeks. How many times have you had five or more alcoholic drinks in a row? . . . . .  | 63 |
| 142 | During the past 30 days, how many times did you ride in a car or other vehicle driven by someone who had been drinking alcohol or using drugs to get high? . . . . .   | 63 |
| 143 | During the past 30 days, how many times did you drive a car or other vehicle when you had been drinking alcohol or using drugs to get high? . . . . .  | 63 |
| 144 | If you drank alcohol (not just a sip or taste) in the past year, where did you usually drink it? . . . . .   | 64 |
| 145 | How do you feel about someone your age having one or two drinks of an alcoholic beverage nearly every day? . . . . .   | 64 |
| 146 | On how many occasions have you had alcoholic beverages (beer, wine or hard liquor) to drink in your lifetime - more than just a few sips? . . . . .  | 64 |
| 147 | On how many occasions have you drunk one or more drinks of an alcoholic beverage during the past 30 days? . . . . .  | 65 |
| 148 | On how many occasions have you used marijuana (grass, pot) or hashish (hash, hash oil) in your lifetime? . . . . .   | 65 |
| 149 | On how many occasions have you used marijuana (grass, pot) or hashish (hash, hash oil) during the past 30 days? . . . . .  | 65 |
| 150 | On how many occasions have you used LSD or other psychedelics in your lifetime? . . . . .  | 66 |
| 151 | On how many occasions have you used LSD or other psychedelics during the past 30 days? . . . . .   | 66 |
| 152 | On how many occasions have you used cocaine or crack in your lifetime? . . . . .   | 66 |
| 153 | On how many occasions have you used cocaine or crack during the past 30 days? . . . . .  | 67 |
| 154 | On how many occasions have you sniffed glue, breathed the contents of an aerosol spray can, or inhaled other gases or sprays, in order to get high in your lifetime? . . . . .   | 67 |
| 155 | On how many occasions have you sniffed glue, breathed the contents of an aerosol spray can, or inhaled other gases or sprays, in order to get high during the past 30 days? . . . . .                                    | 67 |
| 156 | On how many occasions have you used Pegaramide (peg, Peggy, etc.) in your lifetime? . . . . .  | 68 |



|     |  |    |
|-----|--|----|
| 157 | On how many occasions have you used Pegaramide (peg, Peggy, etc.) during the past 30 days? . . . . .   | 68 |
| 158 | On how many occasions have you used synthetic marijuana (K2, spice) in your lifetime? . . . . .  | 68 |
| 159 | On how many occasions have you used synthetic marijuana (K2, spice) during the past 30 days? . . . . .   | 69 |
| 160 | On how many occasions have you used methamphetamines (meth, speed, crank, crystal meth) in your lifetime? . . . . .  | 69 |
| 161 | On how many occasions have you used methamphetamines (meth, speed, crank, crystal meth) in the past 30 days? . . . . .   | 69 |
| 162 | On how many occasions have you used other chemical products (bath salts, plant food, etc.) in your lifetime? . . . . .   | 70 |
| 163 | On how many occasions have you used other chemical products (bath salts, plant food, etc.) during the past 30 days? . . . . .  | 70 |
| 164 | On how many occasions have you used heroin or other opiates in your lifetime? . . . . .  | 70 |
| 165 | On how many occasions have you used heroin or other opiates during the past 30 days? . . . . .   | 71 |
| 166 | On how many occasions have you used MDMA ('X', 'E', or ecstasy) in your lifetime? . . . . .  | 71 |
| 167 | On how many occasions have you used MDMA ('X', 'E', or ecstasy) during the past 30 days? . . . . .   | 71 |
| 168 | On how many occasions have you taken prescription drugs (such as Valium, Xanax, Ritalin, Adderall, OxyContin, Tramadol, or sleeping pills) not prescribed to you in your lifetime? . . . . .   | 72 |
| 169 | On how many occasions have you taken prescription drugs (such as Valium, Xanax, Ritalin, Adderall, OxyContin, Tramadol, or sleeping pills) not prescribed to you during the past 30 days? . . . . .  | 72 |
| 170 | On how many occasions have you taken non-prescription medicines such as diet pills (for example, Dietac, Dexatrim or Prolamine), stay-awake pills (for example No-Doz, Vivarin, or Wake), or cough or cold medicines (robos, DXM, etc.) to get high in your lifetime? . . . . .        | 72 |
| 171 | On how many occasions have you taken non-prescription medicines such as diet pills (for example, Dietac, Dexatrim or Prolamine), stay-awake pills (for example No-Doz, Vivarin, or Wake), or cough or cold medicines (robos, DXM, etc.) to get high during the past 30 days? . . . . . | 73 |
| 172 | On how many occasions have you been drunk or very high from drinking alcoholic beverages during the past 30 days? . . . . .  | 73 |
| 173 | On how many occasions have you drunk flavored alcoholic beverages, sometimes called 'alcopops' (like Mike's Hard Lemonade, Smirnoff Ice, Bacardi Breezers, etc.) in your lifetime? . . . . .   | 73 |
| 174 | On how many occasions have you drunk flavored alcoholic beverages, sometimes called 'alcopops' (like Mike's Hard Lemonade, Smirnoff Ice, Bacardi Breezers, etc.) during the past 30 days? . . . . .  | 74 |

|     |  |    |
|-----|--|----|
| 175 | If you smoked cigarettes (not just a puff or drag) in the past year, how did you usually get them? . . . . .   | 74 |
| 176 | If you used e-cigarettes, e-cigars, or e-hookahs (not just a puff or drag) in the past year, how did you usually get them? - I did not use e-cigarettes, e-cigars, or e-hookahs in the past year . . . . .                               | 75 |
| 177 | If you used e-cigarettes, e-cigars, or e-hookahs (not just a puff or drag) in the past year, how did you usually get them? - I bought them in a store such as a convenience store, supermarket, discount store, or gas station . . . . . | 75 |
| 178 | If you used e-cigarettes, e-cigars, or e-hookahs (not just a puff or drag) in the past year, how did you usually get them? - I got them on the Internet . . . . .  | 75 |
| 179 | If you used e-cigarettes, e-cigars, or e-hookahs (not just a puff or drag) in the past year, how did you usually get them? - I got them at a store that sells electronic cigarettes, such as a "vape shop" . . . . .                     | 75 |
| 180 | If you used e-cigarettes, e-cigars, or e-hookahs (not just a puff or drag) in the past year, how did you usually get them? - I got them from a family member . . . . .   | 76 |
| 181 | If you used e-cigarettes, e-cigars, or e-hookahs (not just a puff or drag) in the past year, how did you usually get them? - I got them from a friend . . . . .  | 76 |
| 182 | If you used e-cigarettes, e-cigars, or e-hookahs (not just a puff or drag) in the past year, how did you usually get them? - A stranger got them for me . . . . .  | 76 |
| 183 | If you used e-cigarettes, e-cigars, or e-hookahs (not just a puff or drag) in the past year, how did you usually get them? - I took them from a store or shop . . . . .  | 76 |
| 184 | If you used e-cigarettes, e-cigars, or e-hookahs (not just a puff or drag) in the past year, how did you usually get them? - I got them some other way . . . . .   | 77 |
| 185 | If you used marijuana (grass, pot) (not just a puff or drag) in the past year, how did you usually get it? - I did not use marijuana (grass, pot) in the past year . . . . .   | 77 |
| 186 | If you used marijuana (grass, pot) (not just a puff or drag) in the past year, how did you usually get it? - I bought it myself . . . . .  | 77 |
| 187 | If you used marijuana (grass, pot) (not just a puff or drag) in the past year, how did you usually get it? - I got it from someone at school . . . . .   | 77 |
| 188 | If you used marijuana (grass, pot) (not just a puff or drag) in the past year, how did you usually get it? - I got it from someone with a medical marijuana card . . . . .   | 78 |
| 189 | If you used marijuana (grass, pot) (not just a puff or drag) in the past year, how did you usually get it? - I got it from my brother or sister . . . . .  | 78 |

|     |  |    |
|-----|--|----|
| 190 | If you used marijuana (grass, pot) (not just a puff or drag) in the past year, how did you usually get it? - I got it from another relative  | 78 |
| 191 | If you used marijuana (grass, pot) (not just a puff or drag) in the past year, how did you usually get it? - Other   | 78 |
| 192 | If you drank alcohol (not just a sip or taste) in the past year, how did you usually get it?   | 79 |
| 193 | If you used prescription drugs or over the counter drugs without a doctor telling you to use it or for the purpose of getting high, where did you get these drugs? - Did not use                               | 79 |
| 194 | If you used prescription drugs or over the counter drugs without a doctor telling you to use it or for the purpose of getting high, where did you get these drugs? - Bought or took from store or shop         | 80 |
| 195 | If you used prescription drugs or over the counter drugs without a doctor telling you to use it or for the purpose of getting high, where did you get these drugs? - Got from parents with permission          | 80 |
| 196 | If you used prescription drugs or over the counter drugs without a doctor telling you to use it or for the purpose of getting high, where did you get these drugs? - Got from home without permission          | 80 |
| 197 | If you used prescription drugs or over the counter drugs without a doctor telling you to use it or for the purpose of getting high, where did you get these drugs? - Got from relative with permission         | 80 |
| 198 | If you used prescription drugs or over the counter drugs without a doctor telling you to use it or for the purpose of getting high, where did you get these drugs? - Got from relative without permission      | 81 |
| 199 | If you used prescription drugs or over the counter drugs without a doctor telling you to use it or for the purpose of getting high, where did you get these drugs? - Got from friend's home with permission    | 81 |
| 200 | If you used prescription drugs or over the counter drugs without a doctor telling you to use it or for the purpose of getting high, where did you get these drugs? - Got from friend's home without permission | 81 |
| 201 | If you used prescription drugs or over the counter drugs without a doctor telling you to use it or for the purpose of getting high, where did you get these drugs? - Got from friend at school                 | 81 |
| 202 | If you used prescription drugs or over the counter drugs without a doctor telling you to use it or for the purpose of getting high, where did you get these drugs? - Got from friend at party                  | 82 |
| 203 | If you used prescription drugs or over the counter drugs without a doctor telling you to use it or for the purpose of getting high, where did you get these drugs? - Got from friend, elsewhere                | 82 |
| 204 | If you used prescription drugs or over the counter drugs without a doctor telling you to use it or for the purpose of getting high, where did you get these drugs? - Got from internet sale                    | 82 |
| 205 | During the last month, about how many marijuana cigarettes, or the equivalent, did you smoke a day, on the average?  | 83 |

|     |  |    |
|-----|--|----|
| 206 | How wrong do your friends feel it would be for YOU to: have one or two drinks of an alcoholic beverage nearly every day?                           | 83 |
| 207 | How wrong do your friends feel it would be for YOU to: smoke tobacco?  | 83 |
| 208 | How wrong do your friends feel it would be for YOU to: smoke marijuana?  | 84 |
| 209 | How wrong do your friends feel it would be for YOU to: use prescription drugs not prescribed to you?   | 84 |
| 210 | How wrong would most adults (over 21) in your neighborhood think it is for kids your age: to use marijuana?  | 84 |
| 211 | How wrong would most adults (over 21) in your neighborhood think it is for kids your age: to drink alcohol?  | 85 |
| 212 | How wrong would most adults (over 21) in your neighborhood think it is for kids your age: to smoke cigarettes?                                     | 85 |
| 213 | How much do each of the following statements describe your neighborhood? crime and/or drug selling   | 85 |
| 214 | How much do each of the following statements describe your neighborhood? fights  | 86 |
| 215 | How much do each of the following statements describe your neighborhood? lots of empty or abandoned buildings                                      | 86 |
| 216 | How much do each of the following statements describe your neighborhood? lots of graffiti  | 86 |
| 217 | I feel safe in my neighborhood.  | 87 |
| 218 | If a kid smoked marijuana in your neighborhood would he or she be caught by the police?  | 87 |
| 219 | If a kid drank some beer, wine or hard liquor (for example, vodka, whiskey, or gin) in your neighborhood would he or she be caught by the police?  | 87 |
| 220 | If a kid carried a handgun in your neighborhood would he or she be caught by the police?   | 88 |
| 221 | If you wanted to get some cigarettes, how easy would it be for you to get some?  | 88 |
| 222 | If you wanted to get some beer, wine or hard liquor (for example, vodka, whiskey, or gin), how easy would it be for you to get some?               | 88 |
| 223 | If you wanted to get a drug like cocaine, LSD, or amphetamines, how easy would it be for you to get some?  | 89 |
| 224 | If you wanted to get a handgun, how easy would it be for you to get one?   | 89 |
| 225 | If you wanted to get some marijuana, how easy would it be for you to get some?   | 89 |
| 226 | If you wanted to get prescription drugs for the purpose of getting high, how easy would it be for you to get some?                                 | 90 |
| 227 | If you wanted to get synthetic marijuana such as K2 or chemical products such as bath salts to get high, how easy would it be for you to get some? | 90 |



|     |   |    |
|-----|---|----|
| 228 | If you wanted to get steroids to use or to enhance athletic performance, how easy would it be for you to get some? . . . . .  | 90 |
| 229 | If you wanted to get e-cigarettes, e-cigars, or e-hookahs, how easy would it be for you to get some? . . . . .  | 91 |
| 230 | During the past 12 months, have you participated in any alcohol prevention programs or seen any alcohol prevention messages in your school or community? Yes, a school-based program focused on preventing underage drinking and/or drinking and driving. . . . .   | 91 |
| 231 | During the past 12 months, have you participated in any alcohol prevention programs or seen any alcohol prevention messages in your school or community? Yes, a community-based program focused on preventing underage drinking and/or drinking and driving (for example, through your church or temple or through youth groups like Boys and Girls Club or 4-H). . . . . | 91 |
| 232 | During the past 12 months, have you participated in any alcohol prevention programs or seen any alcohol prevention messages in your school or community? Yes, a media campaign addressing underage drinking and/or drinking and driving (for example, newspaper ads, posters, pamphlets, radio, TV). . . . .  | 92 |
| 233 | During the past 12 months, have you participated in any alcohol prevention programs or seen any alcohol prevention messages in your school or community? No . . . . .   | 92 |
| 234 | How wrong do your parents feel it would be for YOU to: have one or two drinks of an alcoholic beverage nearly every day? . . . . .  | 92 |
| 235 | How wrong do your parents feel it would be for YOU to: smoke tobacco? . . . . .   | 92 |
| 236 | How wrong do your parents feel it would be for YOU to: smoke marijuana? . . . . .   | 93 |
| 237 | How wrong do your parents feel it would be for YOU to: use prescription drugs not prescribed to you? . . . . .  | 93 |
| 238 | How wrong do your parents feel it would be for YOU to: steal something? . . . . .   | 93 |
| 239 | How wrong do your parents feel it would be for YOU to: draw graffiti, write things, or draw pictures on buildings or other property (without the owner's permission)? . . . . .   | 94 |
| 240 | How wrong do your parents feel it would be for YOU to: pick a fight with someone? . . . . .   | 94 |
| 241 | During the past 12 months, have you talked with at least one of your parents about the dangers of underage drinking and/or drinking and driving? By parents, we mean either your biological parents, adoptive parents, stepparents, or adult guardians - whether or not they live with you. . . . .   | 94 |
| 242 | The rules in my family are clear. . . . .   | 95 |
| 243 | People in my family have serious arguments about the same things, and often insult or yell at each other. . . . .   | 95 |

|     |   |     |
|-----|---|-----|
| 244 | When I am not at home, one of my parents knows where I am and who I am with. . . . .  | 95  |
| 245 | My family has clear rules about alcohol and drug use. . . . .   | 96  |
| 246 | If you skipped school would you be caught by your parents? . . . . .  | 96  |
| 247 | My parents ask if I've gotten my homework done. . . . .   | 96  |
| 248 | Would your parents know if you did not come home on time? . . . . .   | 97  |
| 249 | Do you know how to properly dispose of leftover prescription drugs? . . . . .   | 97  |
| 250 | Have any of your brothers or sisters ever: drunk beer, wine or hard liquor (for example, vodka, whiskey or gin)? . . . . .  | 97  |
| 251 | Have any of your brothers or sisters ever: smoked marijuana? . . . . .  | 97  |
| 252 | Have any of your brothers or sisters ever: smoked cigarettes? . . . . .   | 98  |
| 253 | Have any of your brothers or sisters ever: taken a handgun to school? . . . . .   | 98  |
| 254 | Have any of your brothers or sisters ever: been suspended or expelled from school? . . . . .  | 98  |
| 255 | Have any of your brothers or sisters ever: used e-cigarettes, e-cigars or e-hookahs (vaping)? . . . . .   | 98  |
| 256 | Have any of your brothers or sisters ever: used prescription drugs not prescribed to him/her? . . . . .   | 99  |
| 257 | Have you changed homes in the past year (the last 12 months)? . . . . .   | 99  |
| 258 | How many times have you changed homes since kindergarten? . . . . .   | 99  |
| 259 | Have you changed schools (including changing from elementary to middle and middle to high school) in the past year? . . . . .   | 99  |
| 260 | How many times have you changed schools since kindergarten (including changing from elementary to middle and middle to high school)? . . . . .  | 100 |
| 261 | Has anyone in your family ever had severe alcohol or drug problems? . . . . .   | 100 |
| 262 | About how many adults (over 21) have you known personally who in the past year have: used marijuana, crack, cocaine, or other drugs? . . . . .  | 100 |
| 263 | About how many adults (over 21) have you known personally who in the past year have: sold or dealt drugs? . . . . .   | 101 |
| 264 | About how many adults (over 21) have you known personally who in the past year have: done other things that could get them in trouble with the police, like stealing, selling stolen goods, mugging or assaulting others, etc.? . . . . | 101 |
| 265 | About how many adults (over 21) have you known personally who in the past year have: gotten drunk or high? . . . . .  | 101 |
| 266 | How honest were you in filling out this survey? . . . . .   | 102 |

List of Figures

|   |                        |    |
|---|------------------------|----|
| 1 | Grade Chart . . . . .  | 12 |
| 2 | Gender Chart . . . . . | 13 |
| 3 | Age Chart . . . . .    | 14 |

# 1 INTRODUCTION

This report was generated from data collected on the *2017 Arkansas Prevention Needs Assessment Student Survey*. This report contains basic frequency tables of all data collected and graphs on the selected demographic variables of grade, gender and age.

Questions regarding the information found in this report can be directed to:

**International Survey Associates dba Pride Surveys**

Mr. Jay Gleaton

2140 Newmarket Parkway

Suite 116

Marietta, GA 30067

Telephone: (800) 279-6361

Fax: (770) 726-9327

Website: <http://www.pridesurveys.com>

# Grade Chart

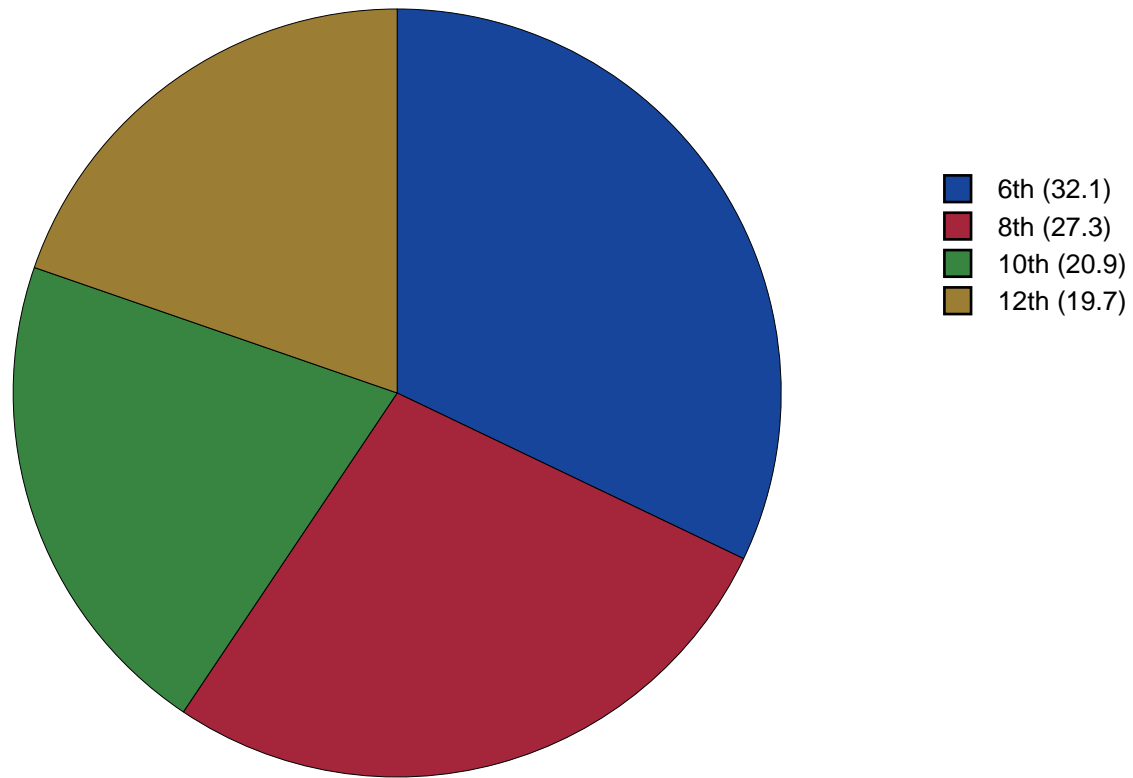


Figure 1: Grade Chart

## Gender Chart

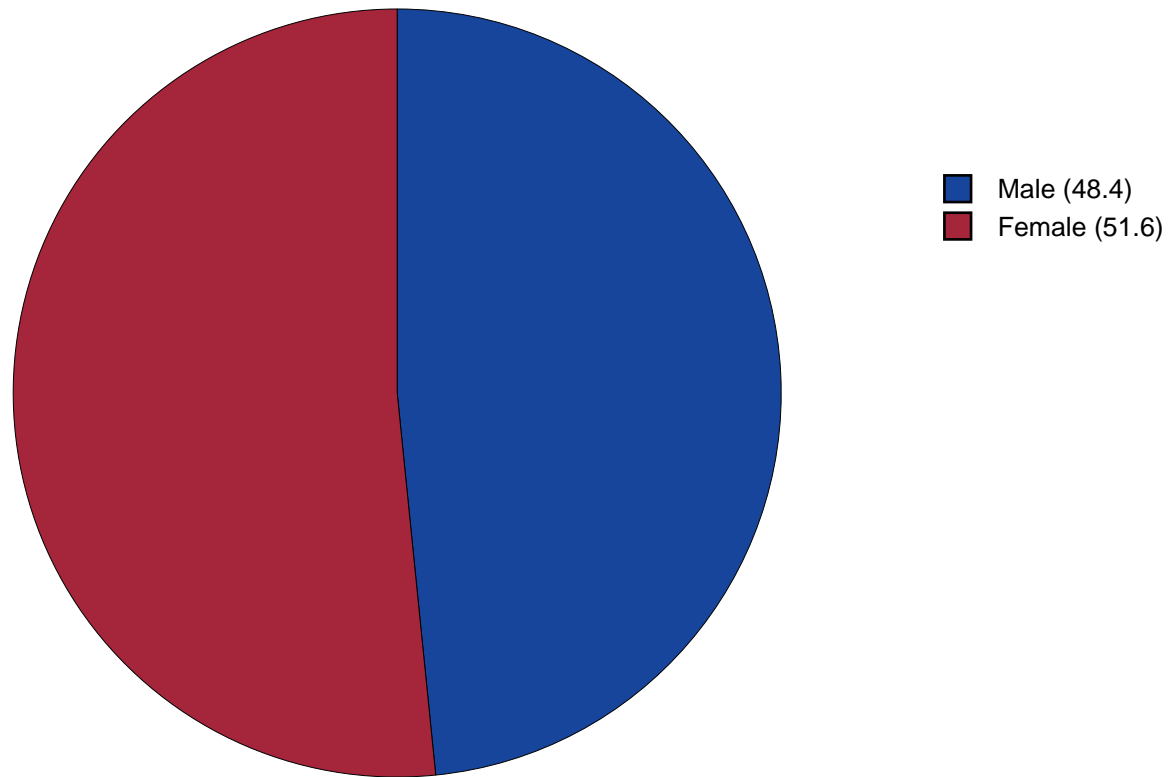


Figure 2: Gender Chart

# Age Chart

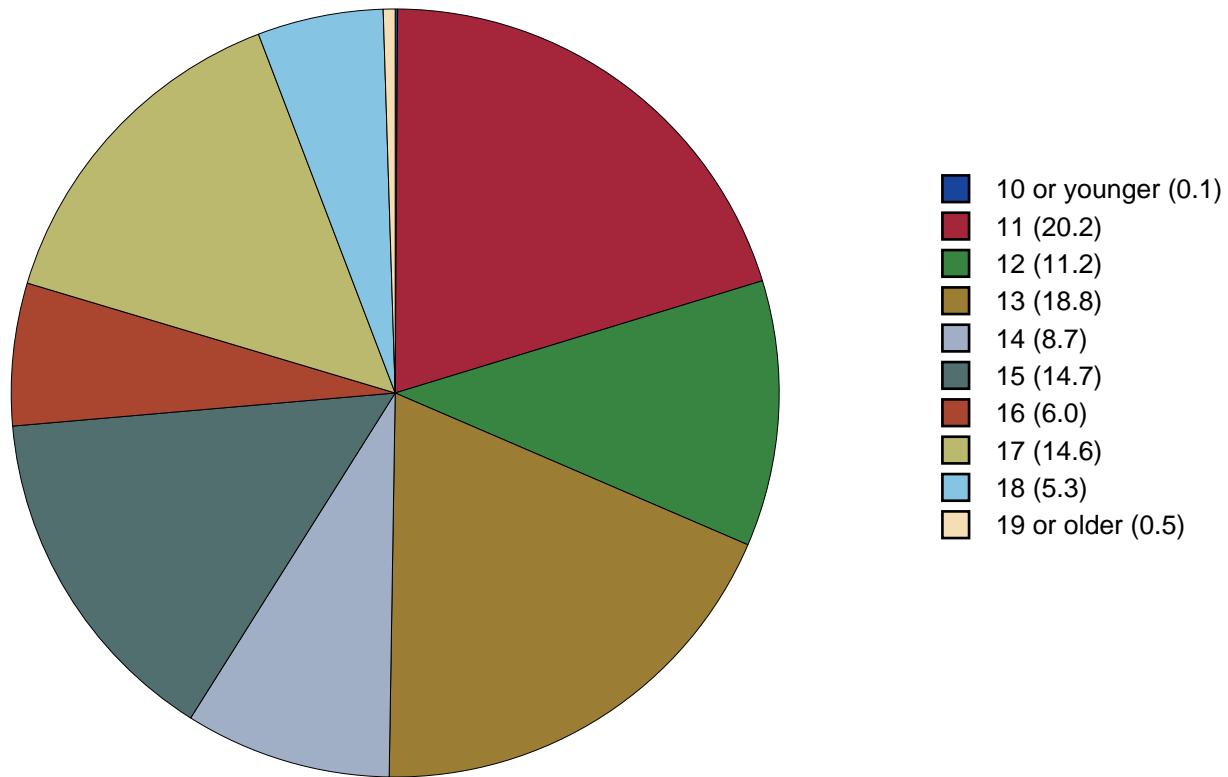


Figure 3: Age Chart



## 2 PERCENTAGE TABLES

The following tables contain frequency distribution detailing how your students responded to each question on the survey. The tables appear in the same order as the questions on the survey. The tables include breakdowns by grade level as well as overall percentages. The *N of Valid* row is a frequency count of the number of valid responses to each question for each grade and overall. The *N of Miss* row is a frequency count of the number of invalid (marked more than one response) or missing (i.e. did not respond) responses to each question for each grade and overall.

For the questions that allowed more than one response (i.e. race, live with, etc.) each response becomes a separate table. If a student did not mark the response, that was counted as a NO response, and if they did mark the response, that was counted as a YES response. Since a non response is a valid response for these questions, the *N of Miss* will always be zero for these questions.

Table 1: Gender



| Response   | 6    | 8    | 10   | 12   | Total |   |
|------------|------|------|------|------|-------|---|
| Male       | 49.6 | 48.5 | 47.1 | 47.6 | 48.4  |  |
| Female     | 50.4 | 51.5 | 52.9 | 52.4 | 51.6  |  |
| N of Valid | 2292 | 1949 | 1496 | 1395 | 7132  |   |
| N of Miss  | 37   | 26   | 19   | 33   | 115   |   |

Table 2: Age











| Response      | 6    | 8    | 10   | 12   | Total |   |
|---------------|------|------|------|------|-------|---|
| 10 or younger | 0.2  | 0.0  | 0.0  | 0.0  | 0.1   |  |
| 11            | 63.1 | 0.0  | 0.0  | 0.0  | 20.2  |  |
| 12            | 34.7 | 0.3  | 0.0  | 0.0  | 11.2  |  |
| 13            | 2.0  | 66.6 | 0.0  | 0.0  | 18.8  |  |
| 14            | 0.0  | 31.2 | 0.7  | 0.0  | 8.7   |  |
| 15            | 0.0  | 1.9  | 67.7 | 0.0  | 14.7  |  |
| 16            | 0.0  | 0.0  | 28.2 | 0.4  | 6.0   |  |
| 17            | 0.0  | 0.0  | 3.0  | 70.7 | 14.6  |  |
| 18            | 0.0  | 0.0  | 0.3  | 26.5 | 5.3   |  |
| 19 or older   | 0.0  | 0.0  | 0.0  | 2.5  | 0.5   |  |
| N of Valid    | 2309 | 1962 | 1509 | 1422 | 7202  |   |
| N of Miss     | 20   | 13   | 6    | 6    | 45    |   |

Table 3: Are you Hispanic or Latino?



| Response   | 6    | 8    | 10   | 12   | Total |   |
|------------|------|------|------|------|-------|---|
| No         | 86.2 | 86.9 | 87.4 | 90.5 | 87.5  |  |
| Yes        | 13.8 | 13.1 | 12.6 | 9.5  | 12.5  |  |
| N of Valid | 2189 | 1932 | 1492 | 1414 | 7027  |   |
| N of Miss  | 140  | 43   | 23   | 14   | 220   |   |

Table 4: What is your race? Black or African American



| Response   | 6    | 8    | 10   | 12   | Total |   |
|------------|------|------|------|------|-------|---|
| No         | 46.3 | 44.2 | 47.6 | 41.4 | 45.0  |  |
| Yes        | 53.7 | 55.8 | 52.4 | 58.6 | 55.0  |  |
| N of Valid | 2288 | 1955 | 1488 | 1401 | 7132  |   |
| N of Miss  | 0    | 0    | 0    | 0    | 0     |   |

Table 5: What is your race? Asian



| Response   | 6    | 8    | 10   | 12   | Total |   |
|------------|------|------|------|------|-------|---|
| No         | 97.3 | 97.8 | 95.2 | 97.4 | 97.0  |  |
| Yes        | 2.7  | 2.2  | 4.8  | 2.6  | 3.0   |  |
| N of Valid | 2288 | 1955 | 1488 | 1401 | 7132  |   |
| N of Miss  | 0    | 0    | 0    | 0    | 0     |   |

Table 6: What is your race? American Indian



| Response   | 6    | 8    | 10   | 12   | Total |   |
|------------|------|------|------|------|-------|---|
| No         | 94.8 | 95.6 | 96.0 | 96.7 | 95.7  |  |
| Yes        | 5.2  | 4.4  | 4.0  | 3.3  | 4.3   |  |
| N of Valid | 2288 | 1955 | 1488 | 1401 | 7132  |   |
| N of Miss  | 0    | 0    | 0    | 0    | 0     |   |

Table 7: What is your race? Alaska Native



| Response   | 6    | 8    | 10   | 12   | Total |   |
|------------|------|------|------|------|-------|---|
| No         | 99.7 | 99.7 | 99.9 | 99.9 | 99.8  |  |
| Yes        | 0.3  | 0.3  | 0.1  | 0.1  | 0.2   |  |
| N of Valid | 2288 | 1955 | 1488 | 1401 | 7132  |   |
| N of Miss  | 0    | 0    | 0    | 0    | 0     |   |

Table 8: What is your race? White



| Response   | 6    | 8    | 10   | 12   | Total |   |
|------------|------|------|------|------|-------|---|
| No         | 66.3 | 67.0 | 62.5 | 64.2 | 65.3  |  |
| Yes        | 33.7 | 33.0 | 37.5 | 35.8 | 34.7  |  |
| N of Valid | 2288 | 1955 | 1488 | 1401 | 7132  |   |
| N of Miss  | 0    | 0    | 0    | 0    | 0     |   |

Table 9: What is your race? Native Hawaiian or Other Pacific Islander



| Response   | 6    | 8    | 10   | 12   | Total |   |
|------------|------|------|------|------|-------|---|
| No         | 98.9 | 99.0 | 98.9 | 99.4 | 99.0  |  |
| Yes        | 1.1  | 1.0  | 1.1  | 0.6  | 1.0   |  |
| N of Valid | 2288 | 1955 | 1488 | 1401 | 7132  |   |
| N of Miss  | 0    | 0    | 0    | 0    | 0     |   |

Table 10: What is your race? Other



| Response   | 6    | 8    | 10   | 12   | Total |   |
|------------|------|------|------|------|-------|---|
| No         | 83.9 | 84.5 | 88.6 | 91.9 | 86.6  |  |
| Yes        | 16.1 | 15.5 | 11.4 | 8.1  | 13.4  |  |
| N of Valid | 2288 | 1955 | 1488 | 1401 | 7132  |   |
| N of Miss  | 0    | 0    | 0    | 0    | 0     |   |

Table 11: What is the highest level of schooling completed by your mother or father?









| Response                                      | 6    | 8    | 10   | 12   | Total |   |
|---|------|------|------|------|-------|---|
| Completed grade school or less                | 4.4  | 4.1  | 1.9  | 2.1  | 3.3   |  |
| Some high school                              | 2.5  | 4.2  | 10.3 | 16.5 | 7.4   |  |
| Completed high school                         | 8.7  | 12.5 | 12.9 | 14.3 | 11.7  |  |
| Some college                                  | 8.9  | 13.0 | 16.5 | 20.6 | 14.0  |  |
| Completed college                             | 25.2 | 24.7 | 26.5 | 25.5 | 25.4  |  |
| Graduate or professional school after college | 16.2 | 16.9 | 20.2 | 13.3 | 16.7  |  |
| Don't know                                    | 32.4 | 22.8 | 10.3 | 5.7  | 19.7  |  |
| Does not apply                                | 1.7  | 1.7  | 1.5  | 1.9  | 1.7   |  |
| N of Valid                                    | 2182 | 1932 | 1481 | 1402 | 6997  |   |
| N of Miss                                     | 147  | 43   | 34   | 26   | 250   |   |

Table 12: Think of where you live most of the time. Which of the following people live there with you? Mother



| Response   | 6    | 8    | 10   | 12   | Total |   |
|------------|------|------|------|------|-------|---|
| No         | 10.4 | 11.3 | 12.4 | 15.2 | 12.0  |  |
| Yes        | 89.6 | 88.7 | 87.6 | 84.8 | 88.0  |  |
| N of Valid | 2296 | 1961 | 1494 | 1409 | 7160  |   |
| N of Miss  | 0    | 0    | 0    | 0    | 0     |   |

Table 13: Think of where you live most of the time. Which of the following people live there with you? Stepmother



| Response   | 6    | 8    | 10   | 12   | Total |   |
|------------|------|------|------|------|-------|---|
| No         | 96.5 | 94.9 | 94.0 | 95.9 | 95.4  |  |
| Yes        | 3.5  | 5.1  | 6.0  | 4.1  | 4.6   |  |
| N of Valid | 2296 | 1961 | 1494 | 1409 | 7160  |   |
| N of Miss  | 0    | 0    | 0    | 0    | 0     |   |

Table 14: Think of where you live most of the time. Which of the following people live there with you? Foster Mother



| Response   | 6    | 8    | 10   | 12   | Total |   |
|------------|------|------|------|------|-------|---|
| No         | 99.4 | 99.6 | 99.7 | 99.5 | 99.5  |  |
| Yes        | 0.6  | 0.4  | 0.3  | 0.5  | 0.5   |  |
| N of Valid | 2296 | 1961 | 1494 | 1409 | 7160  |   |
| N of Miss  | 0    | 0    | 0    | 0    | 0     |   |

Table 15: Think of where you live most of the time. Which of the following people live there with you? Grandmother



| Response   | 6    | 8    | 10   | 12   | Total |   |
|------------|------|------|------|------|-------|---|
| No         | 85.2 | 86.2 | 89.0 | 91.0 | 87.4  |  |
| Yes        | 14.8 | 13.8 | 11.0 | 9.0  | 12.6  |  |
| N of Valid | 2296 | 1961 | 1494 | 1409 | 7160  |   |
| N of Miss  | 0    | 0    | 0    | 0    | 0     |   |

Table 16: Think of where you live most of the time. Which of the following people live there with you? Aunt



| Response   | 6    | 8    | 10   | 12   | Total |   |
|------------|------|------|------|------|-------|---|
| No         | 93.4 | 94.6 | 95.3 | 96.7 | 94.8  |  |
| Yes        | 6.6  | 5.4  | 4.7  | 3.3  | 5.2   |  |
| N of Valid | 2296 | 1961 | 1494 | 1409 | 7160  |   |
| N of Miss  | 0    | 0    | 0    | 0    | 0     |   |

Table 17: Think of where you live most of the time. Which of the following people live there with you? Father



| Response   | 6    | 8    | 10   | 12   | Total |   |
|------------|------|------|------|------|-------|---|
| No         | 48.6 | 51.0 | 50.3 | 56.6 | 51.2  |  |
| Yes        | 51.4 | 49.0 | 49.7 | 43.4 | 48.8  |  |
| N of Valid | 2296 | 1961 | 1494 | 1409 | 7160  |   |
| N of Miss  | 0    | 0    | 0    | 0    | 0     |   |



Table 18: Think of where you live most of the time. Which of the following people live there with you? Stepfather



| Response   | 6    | 8    | 10   | 12   | Total |   |
|------------|------|------|------|------|-------|---|
| No         | 86.8 | 84.3 | 83.8 | 85.9 | 85.3  |  |
| Yes        | 13.2 | 15.7 | 16.2 | 14.1 | 14.7  |  |
| N of Valid | 2296 | 1961 | 1494 | 1409 | 7160  |   |
| N of Miss  | 0    | 0    | 0    | 0    | 0     |   |

Table 19: Think of where you live most of the time. Which of the following people live there with you? Foster Father



| Response   | 6    | 8    | 10   | 12   | Total |   |
|------------|------|------|------|------|-------|---|
| No         | 99.7 | 99.4 | 99.6 | 99.4 | 99.5  |  |
| Yes        | 0.3  | 0.6  | 0.4  | 0.6  | 0.5   |  |
| N of Valid | 2296 | 1961 | 1494 | 1409 | 7160  |   |
| N of Miss  | 0    | 0    | 0    | 0    | 0     |   |

Table 20: Think of where you live most of the time. Which of the following people live there with you? Grandfather



| Response   | 6    | 8    | 10   | 12   | Total |   |
|------------|------|------|------|------|-------|---|
| No         | 92.5 | 94.5 | 95.4 | 96.2 | 94.4  |  |
| Yes        | 7.5  | 5.5  | 4.6  | 3.8  | 5.6   |  |
| N of Valid | 2296 | 1961 | 1494 | 1409 | 7160  |   |
| N of Miss  | 0    | 0    | 0    | 0    | 0     |   |

Table 21: Think of where you live most of the time. Which of the following people live there with you? Uncle



| Response   | 6    | 8    | 10   | 12   | Total |   |
|------------|------|------|------|------|-------|---|
| No         | 94.9 | 95.5 | 96.9 | 98.1 | 96.1  |  |
| Yes        | 5.1  | 4.5  | 3.1  | 1.9  | 3.9   |  |
| N of Valid | 2296 | 1961 | 1494 | 1409 | 7160  |   |
| N of Miss  | 0    | 0    | 0    | 0    | 0     |   |

Table 22: Think of where you live most of the time. Which of the following people live there with you? Other Adults



| Response   | 6    | 8    | 10   | 12   | Total |   |
|------------|------|------|------|------|-------|---|
| No         | 96.4 | 98.7 | 98.2 | 97.7 | 97.7  |  |
| Yes        | 3.6  | 1.3  | 1.8  | 2.3  | 2.3   |  |
| N of Valid | 2296 | 1961 | 1494 | 1409 | 7160  |   |
| N of Miss  | 0    | 0    | 0    | 0    | 0     |   |

Table 23: Think of where you live most of the time. Which of the following people live there with you? Brother(s)



| Response   | 6    | 8    | 10   | 12   | Total |   |
|------------|------|------|------|------|-------|---|
| No         | 49.3 | 51.6 | 55.2 | 60.3 | 53.3  |  |
| Yes        | 50.7 | 48.4 | 44.8 | 39.7 | 46.7  |  |
| N of Valid | 2296 | 1961 | 1494 | 1409 | 7160  |   |
| N of Miss  | 0    | 0    | 0    | 0    | 0     |   |

Table 24: Think of where you live most of the time. Which of the following people live there with you? Stepbrother(s)



| Response   | 6    | 8    | 10   | 12   | Total |   |
|------------|------|------|------|------|-------|---|
| No         | 96.8 | 95.7 | 95.9 | 97.7 | 96.5  |  |
| Yes        | 3.2  | 4.3  | 4.1  | 2.3  | 3.5   |  |
| N of Valid | 2296 | 1961 | 1494 | 1409 | 7160  |   |
| N of Miss  | 0    | 0    | 0    | 0    | 0     |   |

Table 25: Think of where you live most of the time. Which of the following people live there with you? Sister(s)



| Response   | 6    | 8    | 10   | 12   | Total |   |
|------------|------|------|------|------|-------|---|
| No         | 52.2 | 51.3 | 55.9 | 61.4 | 54.5  |  |
| Yes        | 47.8 | 48.7 | 44.1 | 38.6 | 45.5  |  |
| N of Valid | 2296 | 1961 | 1494 | 1409 | 7160  |   |
| N of Miss  | 0    | 0    | 0    | 0    | 0     |   |

Table 26: Think of where you live most of the time. Which of the following people live there with you? Stepsister(s)

| Response   | 6    | 8    | 10   | 12   | Total |  |
|------------|------|------|------|------|-------|--|
| No         | 97.1 | 96.2 | 96.7 | 97.6 | 96.8  |  |
| Yes        | 2.9  | 3.8  | 3.3  | 2.4  | 3.2   |  |
| N of Valid | 2296 | 1961 | 1494 | 1409 | 7160  |  |
| N of Miss  | 0    | 0    | 0    | 0    | 0     |  |

Table 27: Think of where you live most of the time. Which of the following people live there with you? Other Children

| Response   | 6    | 8    | 10   | 12   | Total |  |
|------------|------|------|------|------|-------|--|
| No         | 95.0 | 95.0 | 96.6 | 94.3 | 95.2  |  |
| Yes        | 5.0  | 5.0  | 3.4  | 5.7  | 4.8   |  |
| N of Valid | 2296 | 1961 | 1494 | 1409 | 7160  |  |
| N of Miss  | 0    | 0    | 0    | 0    | 0     |  |

Table 28: In my school, students have lots of chances to help decide things like class activities and rules.

| Response   | 6    | 8    | 10   | 12   | Total |  |
|------------|------|------|------|------|-------|--|
| NO!        | 13.1 | 17.8 | 15.5 | 17.7 | 15.8  |  |
| no         | 34.0 | 37.4 | 37.5 | 37.2 | 36.3  |  |
| yes        | 43.5 | 38.2 | 38.8 | 37.1 | 39.8  |  |
| YES!       | 9.3  | 6.6  | 8.3  | 8.0  | 8.1   |  |
| N of Valid | 2231 | 1926 | 1476 | 1369 | 7002  |  |
| N of Miss  | 98   | 49   | 39   | 59   | 245   |  |

Table 29: Teachers ask me to work on special classroom projects.

| Response   | 6    | 8    | 10   | 12   | Total |  |
|------------|------|------|------|------|-------|--|
| NO!        | 8.2  | 11.2 | 10.0 | 12.6 | 10.3  |  |
| no         | 31.8 | 39.5 | 41.7 | 36.4 | 36.9  |  |
| yes        | 43.1 | 39.8 | 40.2 | 42.5 | 41.4  |  |
| YES!       | 16.9 | 9.5  | 8.1  | 8.5  | 11.4  |  |
| N of Valid | 2227 | 1914 | 1474 | 1363 | 6978  |  |
| N of Miss  | 102  | 61   | 41   | 65   | 269   |  |

Table 30: My teacher(s) notices when I am doing a good job and lets me know about it.

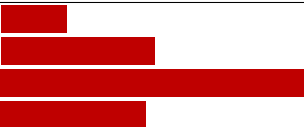
| Response   | 6    | 8    | 10   | 12   | Total |   |
|------------|------|------|------|------|-------|---|
| NO!        | 5.2  | 8.9  | 10.0 | 10.5 | 8.3   |  |
| no         | 16.5 | 24.3 | 28.2 | 25.2 | 22.8  |   |
| yes        | 47.4 | 47.2 | 47.5 | 48.2 | 47.5  |   |
| YES!       | 30.8 | 19.6 | 14.3 | 16.1 | 21.4  |   |
| N of Valid | 2232 | 1909 | 1474 | 1358 | 6973  |   |
| N of Miss  | 97   | 66   | 41   | 70   | 274   |   |

Table 31: There are lots of chances for students in my school to get involved in sports, clubs, and other school activities outside of class.


| Response   | 6    | 8    | 10   | 12   | Total |   |
|------------|------|------|------|------|-------|---|
| NO!        | 4.2  | 3.7  | 2.0  | 3.6  | 3.5   |  |
| no         | 12.8 | 9.3  | 7.0  | 9.4  | 9.9   |   |
| yes        | 39.3 | 44.3 | 34.8 | 45.2 | 40.9  |   |
| YES!       | 43.7 | 42.6 | 56.2 | 41.8 | 45.7  |   |
| N of Valid | 2238 | 1911 | 1472 | 1357 | 6978  |   |
| N of Miss  | 91   | 64   | 43   | 71   | 269   |   |

Table 32: There are lots of chances for students in my school to talk with a teacher one-on-one.


| Response   | 6    | 8    | 10   | 12   | Total |   |
|------------|------|------|------|------|-------|---|
| NO!        | 4.8  | 7.5  | 6.8  | 7.6  | 6.5   |  |
| no         | 15.6 | 26.1 | 23.4 | 21.0 | 21.2  |   |
| yes        | 45.6 | 47.6 | 52.5 | 49.7 | 48.4  |   |
| YES!       | 34.0 | 18.8 | 17.3 | 21.7 | 23.9  |   |
| N of Valid | 2215 | 1901 | 1464 | 1353 | 6933  |   |
| N of Miss  | 114  | 74   | 51   | 75   | 314   |   |

Table 33: I feel safe at my school.

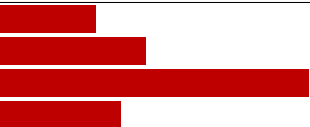
| Response   | 6    | 8    | 10   | 12   | Total |   |
|------------|------|------|------|------|-------|---|
| NO!        | 9.7  | 17.6 | 11.6 | 14.0 | 13.1  |  |
| no         | 17.3 | 23.6 | 24.0 | 22.0 | 21.4  |   |
| yes        | 44.5 | 46.5 | 53.6 | 51.4 | 48.3  |   |
| YES!       | 28.5 | 12.3 | 10.8 | 12.6 | 17.2  |   |
| N of Valid | 2210 | 1899 | 1453 | 1355 | 6917  |   |
| N of Miss  | 119  | 76   | 62   | 73   | 330   |   |

Table 34: The school lets my parents know when I have done something well.

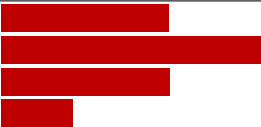
| Response   | 6    | 8    | 10   | 12   | Total |   |
|------------|------|------|------|------|-------|---|
| NO!        | 14.5 | 25.3 | 30.9 | 35.8 | 25.1  |  |
| no         | 34.8 | 42.0 | 46.0 | 41.5 | 40.4  |   |
| yes        | 33.8 | 25.2 | 18.0 | 18.8 | 25.2  |   |
| YES!       | 16.9 | 7.5  | 5.0  | 3.8  | 9.2   |   |
| N of Valid | 2219 | 1887 | 1464 | 1353 | 6923  |   |
| N of Miss  | 110  | 88   | 51   | 75   | 324   |   |

Table 35: My teachers praise me when I work hard in school.


| Response   | 6    | 8    | 10   | 12   | Total |   |
|------------|------|------|------|------|-------|---|
| NO!        | 12.5 | 17.1 | 19.1 | 20.1 | 16.7  |  |
| no         | 29.9 | 40.5 | 43.5 | 37.3 | 37.1  |   |
| yes        | 40.6 | 34.0 | 31.1 | 35.5 | 35.8  |   |
| YES!       | 17.0 | 8.5  | 6.3  | 7.1  | 10.4  |   |
| N of Valid | 2188 | 1886 | 1463 | 1355 | 6892  |   |
| N of Miss  | 141  | 89   | 52   | 73   | 355   |   |

Table 36: Are your school grades better than the grades of most students in your class?

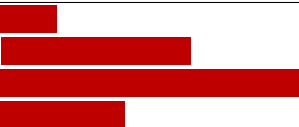
| Response   | 6    | 8    | 10   | 12   | Total |   |
|------------|------|------|------|------|-------|---|
| NO!        | 6.7  | 7.0  | 6.2  | 6.6  | 6.6   |  |
| no         | 28.0 | 29.8 | 30.5 | 26.4 | 28.7  |   |
| yes        | 45.3 | 46.5 | 47.7 | 48.7 | 46.8  |   |
| YES!       | 20.1 | 16.6 | 15.6 | 18.3 | 17.8  |   |
| N of Valid | 2178 | 1889 | 1458 | 1357 | 6882  |   |
| N of Miss  | 151  | 86   | 57   | 71   | 365   |   |

Table 37: I have lots of chances to be part of class discussions or activities.


| Response   | 6    | 8    | 10   | 12   | Total |   |
|------------|------|------|------|------|-------|---|
| NO!        | 5.4  | 5.1  | 2.5  | 4.7  | 4.6   |  |
| no         | 13.8 | 18.1 | 15.6 | 15.7 | 15.7  |   |
| yes        | 46.8 | 55.4 | 58.3 | 59.8 | 54.1  |   |
| YES!       | 34.0 | 21.4 | 23.6 | 19.8 | 25.6  |   |
| N of Valid | 2219 | 1895 | 1464 | 1354 | 6932  |   |
| N of Miss  | 110  | 80   | 51   | 74   | 315   |   |

Table 38: Now thinking back over the past year in school, how often did you: enjoy being in school?

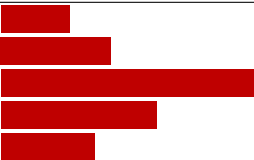
| Response      | 6    | 8    | 10   | 12   | Total |   |
|---------------|------|------|------|------|-------|---|
| Never         | 6.5  | 8.3  | 9.5  | 12.5 | 8.8   |  |
| Seldom        | 11.2 | 15.5 | 19.0 | 19.8 | 15.7  |   |
| Sometimes     | 34.9 | 42.5 | 41.6 | 40.9 | 39.5  |   |
| Often         | 24.8 | 23.5 | 22.7 | 20.3 | 23.2  |   |
| Almost always | 22.6 | 10.2 | 7.1  | 6.5  | 12.8  |   |
| N of Valid    | 2249 | 1907 | 1460 | 1351 | 6967  |   |
| N of Miss     | 80   | 68   | 55   | 77   | 280   |   |



Table 39: Now thinking back over the past year in school, how often did you: hate being in school?

| Response      | 6    | 8    | 10   | 12   | Total |  |
|---------------|------|------|------|------|-------|--|
| Never         | 16.0 | 6.8  | 3.9  | 4.4  | 8.7   |  |
| Seldom        | 29.8 | 23.2 | 19.0 | 17.0 | 23.2  |  |
| Sometimes     | 30.6 | 37.8 | 37.8 | 37.1 | 35.3  |  |
| Often         | 13.5 | 19.3 | 24.3 | 25.1 | 19.6  |  |
| Almost always | 10.2 | 12.8 | 15.1 | 16.4 | 13.2  |  |
| N of Valid    | 2196 | 1899 | 1449 | 1344 | 6888  |  |
| N of Miss     | 133  | 76   | 66   | 84   | 359   |  |

Table 40: Now thinking back over the past year in school, how often did you: try to do your best work in school?

| Response      | 6    | 8    | 10   | 12   | Total |  |
|---------------|------|------|------|------|-------|--|
| Never         | 0.5  | 0.7  | 0.4  | 1.6  | 0.8   |  |
| Seldom        | 1.4  | 1.4  | 1.7  | 2.3  | 1.6   |  |
| Sometimes     | 7.1  | 10.6 | 14.9 | 16.7 | 11.6  |  |
| Often         | 19.2 | 29.9 | 33.8 | 33.8 | 28.0  |  |
| Almost always | 71.9 | 57.4 | 49.2 | 45.5 | 58.0  |  |
| N of Valid    | 2202 | 1896 | 1444 | 1337 | 6879  |  |
| N of Miss     | 127  | 79   | 71   | 91   | 368   |  |

Table 41: How often do you feel that the school work you are assigned is meaningful and important?

| Response      | 6    | 8    | 10   | 12   | Total |  |
|---------------|------|------|------|------|-------|--|
| Never         | 5.5  | 6.7  | 10.2 | 10.3 | 7.7   |  |
| Seldom        | 9.4  | 18.2 | 28.4 | 28.3 | 19.5  |  |
| Sometimes     | 25.8 | 34.7 | 36.6 | 35.7 | 32.4  |  |
| Often         | 30.3 | 25.5 | 17.4 | 18.5 | 24.0  |  |
| Almost always | 29.1 | 14.9 | 7.5  | 7.2  | 16.4  |  |
| N of Valid    | 2214 | 1893 | 1445 | 1338 | 6890  |  |
| N of Miss     | 115  | 82   | 70   | 90   | 357   |  |

Table 42: Putting them all together, what were your grades like last year?

| Response   | 6    | 8    | 10   | 12   | Total |  |
|------------|------|------|------|------|-------|--|
| Mostly F's | 1.1  | 1.2  | 1.5  | 1.4  | 1.3   |  |
| Mostly D's | 1.9  | 4.3  | 4.5  | 3.6  | 3.5   |  |
| Mostly C's | 11.5 | 18.3 | 21.5 | 22.7 | 17.7  |  |
| Mostly B's | 29.8 | 40.2 | 38.8 | 43.0 | 37.2  |  |
| Mostly A's | 55.7 | 36.0 | 33.7 | 29.3 | 40.3  |  |
| N of Valid | 2075 | 1823 | 1411 | 1315 | 6624  |  |
| N of Miss  | 254  | 152  | 104  | 113  | 623   |  |

Table 43: How important do you think the things you are learning in school are going to be for your later life?

| Response             | 6    | 8    | 10   | 12   | Total |  |
|----------------------|------|------|------|------|-------|--|
| Very important       | 47.8 | 26.5 | 13.6 | 12.3 | 27.9  |  |
| Quite important      | 25.8 | 22.9 | 16.5 | 16.2 | 21.2  |  |
| Fairly important     | 16.4 | 28.2 | 31.9 | 32.0 | 25.9  |  |
| Slightly important   | 7.6  | 18.4 | 30.4 | 30.8 | 19.8  |  |
| Not at all important | 2.5  | 4.1  | 7.6  | 8.7  | 5.2   |  |
| N of Valid           | 2231 | 1901 | 1445 | 1331 | 6908  |  |
| N of Miss            | 98   | 74   | 70   | 97   | 339   |  |

Table 44: During the LAST FOUR WEEKS how many whole days of school have you missed because you skipped or "cut"?

| Response   | 6    | 8    | 10   | 12   | Total |  |
|------------|------|------|------|------|-------|--|
| None       | 67.2 | 69.7 | 69.7 | 50.1 | 65.2  |  |
| 1          | 9.7  | 9.4  | 9.0  | 16.0 | 10.7  |  |
| 2          | 8.0  | 7.1  | 6.9  | 10.9 | 8.1   |  |
| 3          | 6.6  | 5.5  | 5.5  | 10.2 | 6.8   |  |
| 4-5        | 5.4  | 5.3  | 5.7  | 7.6  | 5.9   |  |
| 6-10       | 1.6  | 1.6  | 2.1  | 3.3  | 2.0   |  |
| 11 or more | 1.4  | 1.2  | 1.0  | 1.8  | 1.3   |  |
| N of Valid | 2243 | 1910 | 1451 | 1334 | 6938  |  |
| N of Miss  | 86   | 65   | 64   | 94   | 309   |  |

Table 45: What are the chances you would be seen as cool if you: smoked cigarettes?






| Response                 | 6    | 8    | 10   | 12   | Total |   |
|--------------------------|------|------|------|------|-------|---|
| No or very little chance | 87.4 | 79.6 | 77.7 | 79.1 | 81.6  |  |
| Little chance            | 5.6  | 10.4 | 12.4 | 12.1 | 9.6   |  |
| Some chance              | 3.3  | 5.7  | 6.9  | 6.1  | 5.2   |  |
| Pretty good chance       | 2.3  | 2.9  | 2.1  | 1.5  | 2.3   |  |
| Very good chance         | 1.3  | 1.4  | 0.9  | 1.2  | 1.2   |  |
| N of Valid               | 2179 | 1876 | 1441 | 1295 | 6791  |   |
| N of Miss                | 150  | 99   | 74   | 133  | 456   |   |

Table 46: What are the chances you would be seen as cool if you: worked hard at school?






| Response                 | 6    | 8    | 10   | 12   | Total |   |
|--------------------------|------|------|------|------|-------|---|
| No or very little chance | 6.0  | 10.6 | 9.1  | 10.8 | 8.8   |  |
| Little chance            | 7.9  | 11.5 | 15.3 | 13.2 | 11.5  |  |
| Some chance              | 14.7 | 21.2 | 24.9 | 22.2 | 20.1  |  |
| Pretty good chance       | 26.0 | 26.4 | 26.3 | 29.1 | 26.8  |  |
| Very good chance         | 45.4 | 30.3 | 24.4 | 24.7 | 32.8  |  |
| N of Valid               | 2190 | 1873 | 1439 | 1293 | 6795  |   |
| N of Miss                | 139  | 102  | 76   | 135  | 452   |   |

Table 47: What are the chances you would be seen as cool if you: began drinking alcoholic beverages regularly, that is, at least once or twice a month?






| Response                 | 6    | 8    | 10   | 12   | Total |   |
|--------------------------|------|------|------|------|-------|---|
| No or very little chance | 83.9 | 70.6 | 56.7 | 54.2 | 68.8  |  |
| Little chance            | 8.1  | 12.4 | 15.9 | 15.9 | 12.4  |  |
| Some chance              | 2.9  | 8.9  | 14.1 | 14.3 | 9.1   |  |
| Pretty good chance       | 2.9  | 5.4  | 10.3 | 10.2 | 6.5   |  |
| Very good chance         | 2.2  | 2.8  | 3.0  | 5.4  | 3.1   |  |
| N of Valid               | 2163 | 1875 | 1437 | 1293 | 6768  |   |
| N of Miss                | 166  | 100  | 78   | 135  | 479   |   |

Table 48: What are the chances you would be seen as cool if you: defended someone who was being bullied?

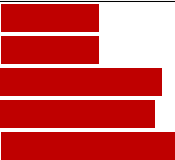
| Response                 | 6    | 8    | 10   | 12   | Total |   |
|--------------------------|------|------|------|------|-------|---|
| No or very little chance | 11.5 | 15.4 | 12.1 | 15.8 | 13.5  |  |
| Little chance            | 10.7 | 15.0 | 15.1 | 14.5 | 13.6  |   |
| Some chance              | 18.3 | 25.3 | 28.9 | 26.3 | 24.0  |   |
| Pretty good chance       | 21.9 | 23.2 | 23.5 | 23.3 | 22.9  |   |
| Very good chance         | 37.6 | 21.2 | 20.4 | 20.2 | 26.1  |   |
| N of Valid               | 2165 | 1867 | 1433 | 1294 | 6759  |   |
| N of Miss                | 164  | 108  | 82   | 134  | 488   |   |

Table 49: What are the chances you would be seen as cool if you: smoked marijuana?


| Response                 | 6    | 8    | 10   | 12   | Total |   |
|--------------------------|------|------|------|------|-------|---|
| No or very little chance | 86.6 | 63.1 | 43.5 | 40.0 | 62.0  |  |
| Little chance            | 5.1  | 9.8  | 9.6  | 12.5 | 8.8   |   |
| Some chance              | 3.1  | 8.7  | 13.9 | 15.5 | 9.3   |   |
| Pretty good chance       | 2.5  | 7.9  | 15.8 | 13.2 | 8.9   |   |
| Very good chance         | 2.8  | 10.5 | 17.1 | 18.8 | 11.0  |   |
| N of Valid               | 2160 | 1872 | 1435 | 1291 | 6758  |   |
| N of Miss                | 169  | 103  | 80   | 137  | 489   |   |

Table 50: What are the chances you would be seen as cool if you: carried a handgun?


| Response                 | 6    | 8    | 10   | 12   | Total |   |
|--------------------------|------|------|------|------|-------|---|
| No or very little chance | 80.3 | 71.5 | 67.9 | 67.4 | 72.8  |  |
| Little chance            | 7.9  | 10.0 | 12.5 | 13.6 | 10.5  |   |
| Some chance              | 4.9  | 6.6  | 8.5  | 7.4  | 6.6   |   |
| Pretty good chance       | 2.8  | 5.2  | 5.8  | 5.9  | 4.7   |   |
| Very good chance         | 4.1  | 6.7  | 5.3  | 5.7  | 5.4   |   |
| N of Valid               | 2161 | 1877 | 1429 | 1291 | 6758  |   |
| N of Miss                | 168  | 98   | 86   | 137  | 489   |   |

Table 51: What are the chances you would be seen as cool if you: used e-cigarettes, e-cigars or e-hookahs (vaping)?






| Response                 | 6    | 8    | 10   | 12   | Total |   |
|--------------------------|------|------|------|------|-------|---|
| No or very little chance | 84.8 | 68.5 | 57.8 | 57.9 | 69.4  |  |
| Little chance            | 5.6  | 10.6 | 12.3 | 12.1 | 9.7   |  |
| Some chance              | 3.8  | 8.7  | 14.0 | 12.3 | 9.0   |  |
| Pretty good chance       | 3.3  | 5.7  | 8.6  | 9.0  | 6.2   |  |
| Very good chance         | 2.5  | 6.5  | 7.3  | 8.7  | 5.8   |  |
| N of Valid               | 2150 | 1875 | 1431 | 1292 | 6748  |   |
| N of Miss                | 179  | 100  | 84   | 136  | 499   |   |

Table 52: What are the chances you would be seen as cool if you: bullied someone or cyber bullied someone?






| Response                 | 6    | 8    | 10   | 12   | Total |   |
|--------------------------|------|------|------|------|-------|---|
| No or very little chance | 84.8 | 68.5 | 57.8 | 57.9 | 69.4  |  |
| Little chance            | 5.6  | 10.6 | 12.3 | 12.1 | 9.7   |  |
| Some chance              | 3.8  | 8.7  | 14.0 | 12.3 | 9.0   |  |
| Pretty good chance       | 3.3  | 5.7  | 8.6  | 9.0  | 6.2   |  |
| Very good chance         | 2.5  | 6.5  | 7.3  | 8.7  | 5.8   |  |
| N of Valid               | 2150 | 1875 | 1431 | 1292 | 6748  |   |
| N of Miss                | 179  | 100  | 84   | 136  | 499   |   |

Table 53: Think of your four best friends (the friends you feel closest to). In the past year (12 months), how many of your best friends have: participated in clubs, organizations or activities at school?






| Response   | 6    | 8    | 10   | 12   | Total |   |
|------------|------|------|------|------|-------|---|
| 0          | 19.1 | 15.5 | 11.7 | 18.0 | 16.3  |  |
| 1          | 11.2 | 13.7 | 12.6 | 13.4 | 12.6  |  |
| 2          | 17.5 | 19.8 | 20.4 | 16.7 | 18.6  |  |
| 3          | 14.5 | 15.2 | 16.6 | 15.5 | 15.3  |  |
| 4          | 37.7 | 35.9 | 38.7 | 36.3 | 37.1  |  |
| N of Valid | 2150 | 1875 | 1420 | 1281 | 6726  |   |
| N of Miss  | 179  | 100  | 95   | 147  | 521   |   |

Table 54: Think of your four best friends (the friends you feel closest to). In the past year (12 months), how many of your best friends have: smoked cigarettes?






| Response   | 6    | 8    | 10   | 12   | Total |   |
|------------|------|------|------|------|-------|---|
| 0          | 94.4 | 86.2 | 80.8 | 76.8 | 85.9  |  |
| 1          | 3.6  | 7.9  | 10.2 | 11.1 | 7.6   |  |
| 2          | 1.3  | 2.6  | 4.7  | 6.0  | 3.2   |  |
| 3          | 0.2  | 1.2  | 2.3  | 2.7  | 1.4   |  |
| 4          | 0.6  | 2.1  | 2.1  | 3.4  | 1.9   |  |
| N of Valid | 2146 | 1863 | 1418 | 1277 | 6704  |   |
| N of Miss  | 183  | 112  | 97   | 151  | 543   |   |

Table 55: Think of your four best friends (the friends you feel closest to). In the past year (12 months), how many of your best friends have: tried beer, wine or hard liquor (for example, vodka, whiskey, or gin) when their parents didn't know about it?






| Response   | 6    | 8    | 10   | 12   | Total |   |
|------------|------|------|------|------|-------|---|
| 0          | 87.5 | 67.2 | 50.2 | 48.0 | 66.5  |  |
| 1          | 6.8  | 13.9 | 16.9 | 14.3 | 12.4  |  |
| 2          | 2.5  | 8.8  | 12.3 | 12.1 | 8.1   |  |
| 3          | 1.6  | 4.1  | 7.4  | 8.1  | 4.7   |  |
| 4          | 1.6  | 6.1  | 13.2 | 17.4 | 8.3   |  |
| N of Valid | 2156 | 1874 | 1411 | 1278 | 6719  |   |
| N of Miss  | 173  | 101  | 104  | 150  | 528   |   |

Table 56: Think of your four best friends (the friends you feel closest to). In the past year (12 months), how many of your best friends have: used e-cigarettes, e-cigars, or e-hookahs?






| Response   | 6    | 8    | 10   | 12   | Total |   |
|------------|------|------|------|------|-------|---|
| 0          | 94.9 | 83.3 | 71.6 | 68.2 | 81.7  |  |
| 1          | 3.1  | 8.1  | 12.1 | 12.0 | 8.1   |  |
| 2          | 1.0  | 3.3  | 5.9  | 7.4  | 3.9   |  |
| 3          | 0.5  | 2.0  | 4.0  | 3.0  | 2.1   |  |
| 4          | 0.5  | 3.2  | 6.4  | 9.5  | 4.2   |  |
| N of Valid | 2146 | 1865 | 1414 | 1279 | 6704  |   |
| N of Miss  | 183  | 110  | 101  | 149  | 543   |   |



Table 57: Think of your four best friends (the friends you feel closest to). In the past year (12 months), how many of your best friends have: used marijuana?






| Response   | 6    | 8    | 10   | 12   | Total |   |
|------------|------|------|------|------|-------|---|
| 0          | 95.7 | 73.8 | 50.0 | 43.5 | 70.0  |  |
| 1          | 1.9  | 10.5 | 16.0 | 15.5 | 9.9   |  |
| 2          | 0.8  | 5.4  | 11.4 | 13.8 | 6.8   |  |
| 3          | 0.6  | 3.3  | 8.4  | 8.1  | 4.4   |  |
| 4          | 1.0  | 7.1  | 14.2 | 19.1 | 8.9   |  |
| N of Valid | 2131 | 1866 | 1407 | 1272 | 6676  |   |
| N of Miss  | 198  | 109  | 108  | 156  | 571   |   |

Table 58: Think of your four best friends (the friends you feel closest to). In the past year (12 months), how many of your best friends have: used prescription drugs or non-prescription drugs for the purpose of getting high?






| Response   | 6    | 8    | 10   | 12   | Total |   |
|------------|------|------|------|------|-------|---|
| 0          | 95.3 | 86.8 | 80.2 | 80.5 | 86.9  |  |
| 1          | 2.7  | 6.4  | 8.7  | 8.8  | 6.2   |  |
| 2          | 1.0  | 2.8  | 5.1  | 4.7  | 3.1   |  |
| 3          | 0.3  | 1.1  | 2.6  | 2.0  | 1.3   |  |
| 4          | 0.7  | 2.9  | 3.4  | 4.0  | 2.5   |  |
| N of Valid | 2148 | 1870 | 1409 | 1271 | 6698  |   |
| N of Miss  | 181  | 105  | 106  | 157  | 549   |   |

Table 59: Think of your four best friends (the friends you feel closest to). In the past year (12 months), how many of your best friends have: used synthetic marijuana (K2, spice) or bath salts?






| Response   | 6    | 8    | 10   | 12   | Total |   |
|------------|------|------|------|------|-------|---|
| 0          | 97.9 | 94.7 | 93.2 | 94.0 | 95.3  |  |
| 1          | 1.1  | 2.6  | 4.0  | 2.6  | 2.4   |  |
| 2          | 0.4  | 1.2  | 1.5  | 1.6  | 1.1   |  |
| 3          | 0.2  | 0.5  | 0.6  | 0.7  | 0.5   |  |
| 4          | 0.4  | 1.1  | 0.6  | 1.1  | 0.8   |  |
| N of Valid | 2136 | 1873 | 1408 | 1269 | 6686  |   |
| N of Miss  | 193  | 102  | 107  | 159  | 561   |   |

Table 60: Think of your four best friends (the friends you feel closest to). In the past year (12 months), how many of your best friends have: used LSD, cocaine, amphetamines, or other illegal drugs?






| Response   | 6    | 8    | 10   | 12   | Total |   |
|------------|------|------|------|------|-------|---|
| 0          | 97.7 | 94.1 | 90.0 | 89.2 | 93.4  |  |
| 1          | 1.1  | 3.0  | 6.0  | 5.6  | 3.5   |  |
| 2          | 0.5  | 1.2  | 2.4  | 2.3  | 1.5   |  |
| 3          | 0.3  | 0.9  | 0.6  | 1.0  | 0.7   |  |
| 4          | 0.4  | 0.8  | 1.0  | 1.9  | 0.9   |  |
| N of Valid | 2138 | 1869 | 1403 | 1274 | 6684  |   |
| N of Miss  | 191  | 106  | 112  | 154  | 563   |   |

Table 61: Think of your four best friends (the friends you feel closest to). In the past year (12 months), how many of your best friends have: been bullied?






| Response   | 6    | 8    | 10   | 12   | Total |   |
|------------|------|------|------|------|-------|---|
| 0          | 37.8 | 51.6 | 58.8 | 71.9 | 52.6  |  |
| 1          | 26.9 | 21.2 | 18.7 | 12.1 | 20.7  |  |
| 2          | 15.3 | 13.9 | 11.5 | 8.5  | 12.8  |  |
| 3          | 7.1  | 5.2  | 5.1  | 3.3  | 5.4   |  |
| 4          | 12.9 | 8.2  | 5.8  | 4.3  | 8.5   |  |
| N of Valid | 2126 | 1861 | 1402 | 1269 | 6658  |   |
| N of Miss  | 203  | 114  | 113  | 159  | 589   |   |

Table 62: Think of your four best friends (the friends you feel closest to). In the past year (12 months), how many of your best friends have: been suspended from school?






| Response   | 6    | 8    | 10   | 12   | Total |   |
|------------|------|------|------|------|-------|---|
| 0          | 53.9 | 42.4 | 53.7 | 66.0 | 53.0  |  |
| 1          | 19.2 | 20.3 | 19.3 | 14.5 | 18.6  |  |
| 2          | 9.9  | 14.1 | 11.1 | 8.9  | 11.1  |  |
| 3          | 5.9  | 7.7  | 6.4  | 3.9  | 6.1   |  |
| 4          | 11.1 | 15.5 | 9.5  | 6.7  | 11.2  |  |
| N of Valid | 2142 | 1871 | 1408 | 1272 | 6693  |   |
| N of Miss  | 187  | 104  | 107  | 156  | 554   |   |

Table 63: Think of your four best friends (the friends you feel closest to). In the past year (12 months), how many of your best friends have: carried a handgun?






| Response   | 6    | 8    | 10   | 12   | Total |   |
|------------|------|------|------|------|-------|---|
| 0          | 93.5 | 88.4 | 89.3 | 87.0 | 90.0  |  |
| 1          | 3.5  | 5.7  | 5.1  | 6.1  | 5.0   |  |
| 2          | 1.6  | 2.5  | 2.6  | 3.4  | 2.4   |  |
| 3          | 0.4  | 0.8  | 0.8  | 1.3  | 0.8   |  |
| 4          | 1.0  | 2.6  | 2.3  | 2.1  | 1.9   |  |
| N of Valid | 2147 | 1864 | 1405 | 1272 | 6688  |   |
| N of Miss  | 182  | 111  | 110  | 156  | 559   |   |

Table 64: Think of your four best friends (the friends you feel closest to). In the past year (12 months), how many of your best friends have: sold illegal drugs?






| Response   | 6    | 8    | 10   | 12   | Total |   |
|------------|------|------|------|------|-------|---|
| 0          | 97.2 | 90.8 | 84.5 | 83.3 | 90.1  |  |
| 1          | 1.5  | 4.4  | 7.9  | 7.6  | 4.8   |  |
| 2          | 0.4  | 1.8  | 3.6  | 4.2  | 2.2   |  |
| 3          | 0.3  | 0.9  | 1.3  | 2.1  | 1.0   |  |
| 4          | 0.6  | 2.1  | 2.7  | 2.8  | 1.9   |  |
| N of Valid | 2130 | 1865 | 1401 | 1271 | 6667  |   |
| N of Miss  | 199  | 110  | 114  | 157  | 580   |   |

Table 65: Think of your four best friends (the friends you feel closest to). In the past year (12 months), how many of your best friends have: regularly attended religious services?






| Response   | 6    | 8    | 10   | 12   | Total |   |
|------------|------|------|------|------|-------|---|
| 0          | 46.5 | 36.9 | 26.7 | 35.0 | 37.4  |  |
| 1          | 10.7 | 14.2 | 19.7 | 18.8 | 15.2  |  |
| 2          | 11.1 | 17.1 | 20.7 | 19.9 | 16.5  |  |
| 3          | 10.2 | 12.2 | 14.9 | 11.8 | 12.1  |  |
| 4          | 21.5 | 19.5 | 17.9 | 14.6 | 18.9  |  |
| N of Valid | 2058 | 1846 | 1394 | 1264 | 6562  |   |
| N of Miss  | 271  | 129  | 121  | 164  | 685   |   |

Table 66: Think of your four best friends (the friends you feel closest to). In the past year (12 months), how many of your best friends have: stolen or tried to steal a motor vehicle such as a car or motorcycle?






| Response   | 6    | 8    | 10   | 12   | Total |   |
|------------|------|------|------|------|-------|---|
| 0          | 96.6 | 93.0 | 92.6 | 93.1 | 94.1  |  |
| 1          | 1.9  | 3.7  | 4.1  | 3.8  | 3.2   |  |
| 2          | 0.7  | 1.4  | 1.9  | 1.3  | 1.3   |  |
| 3          | 0.3  | 0.4  | 0.4  | 0.6  | 0.4   |  |
| 4          | 0.5  | 1.6  | 0.9  | 1.2  | 1.0   |  |
| N of Valid | 2150 | 1870 | 1406 | 1267 | 6693  |   |
| N of Miss  | 179  | 105  | 109  | 161  | 554   |   |

Table 67: Think of your four best friends (the friends you feel closest to). In the past year (12 months), how many of your best friends have: been arrested?






| Response   | 6    | 8    | 10   | 12   | Total |   |
|------------|------|------|------|------|-------|---|
| 0          | 93.9 | 86.4 | 86.4 | 85.9 | 88.7  |  |
| 1          | 3.7  | 7.7  | 7.6  | 7.4  | 6.3   |  |
| 2          | 1.4  | 2.5  | 3.2  | 4.0  | 2.6   |  |
| 3          | 0.3  | 1.2  | 1.1  | 1.3  | 0.9   |  |
| 4          | 0.7  | 2.2  | 1.6  | 1.4  | 1.5   |  |
| N of Valid | 2146 | 1867 | 1403 | 1268 | 6684  |   |
| N of Miss  | 183  | 108  | 112  | 160  | 563   |   |

Table 68: Think of your four best friends (the friends you feel closest to). In the past year (12 months), how many of your best friends have: dropped out of school?






| Response   | 6    | 8    | 10   | 12   | Total |   |
|------------|------|------|------|------|-------|---|
| 0          | 95.0 | 95.5 | 92.9 | 89.5 | 93.6  |  |
| 1          | 3.4  | 2.1  | 5.2  | 6.8  | 4.1   |  |
| 2          | 0.9  | 1.2  | 1.1  | 2.1  | 1.2   |  |
| 3          | 0.4  | 0.5  | 0.2  | 0.7  | 0.4   |  |
| 4          | 0.4  | 0.6  | 0.6  | 0.9  | 0.6   |  |
| N of Valid | 2149 | 1862 | 1399 | 1267 | 6677  |   |
| N of Miss  | 180  | 113  | 116  | 161  | 570   |   |

Table 69: Think of your four best friends (the friends you feel closest to). In the past year (12 months), how many of your best friends have: been members of a gang?






| Response   | 6    | 8    | 10   | 12   | Total |   |
|------------|------|------|------|------|-------|---|
| 0          | 89.1 | 79.5 | 81.4 | 84.6 | 83.9  |  |
| 1          | 4.2  | 6.8  | 7.9  | 4.5  | 5.8   |  |
| 2          | 2.5  | 4.9  | 4.1  | 3.6  | 3.7   |  |
| 3          | 0.9  | 1.8  | 1.6  | 1.7  | 1.5   |  |
| 4          | 3.3  | 6.9  | 5.0  | 5.5  | 5.1   |  |
| N of Valid | 2131 | 1859 | 1397 | 1264 | 6651  |   |
| N of Miss  | 198  | 116  | 118  | 164  | 596   |   |

Table 70: How old were you when you first: smoked marijuana?










| Response      | 6    | 8    | 10   | 12   | Total |   |
|---------------|------|------|------|------|-------|---|
| Never         | 98.0 | 86.6 | 69.8 | 59.2 | 81.6  |  |
| 10 or younger | 1.0  | 2.0  | 1.4  | 1.3  | 1.4   |  |
| 11            | 0.5  | 2.5  | 1.6  | 1.1  | 1.4   |  |
| 12            | 0.2  | 3.5  | 3.2  | 3.2  | 2.3   |  |
| 13            | 0.1  | 4.6  | 6.0  | 4.7  | 3.4   |  |
| 14            | 0.0  | 0.7  | 9.0  | 6.4  | 3.3   |  |
| 15            | 0.0  | 0.1  | 8.0  | 7.7  | 3.2   |  |
| 16            | 0.0  | 0.0  | 1.0  | 11.1 | 2.3   |  |
| 17 or older   | 0.1  | 0.1  | 0.0  | 5.3  | 1.1   |  |
| N of Valid    | 2170 | 1868 | 1405 | 1267 | 6710  |   |
| N of Miss     | 159  | 107  | 110  | 161  | 537   |   |

Table 71: How old were you when you first: smoked a cigarette, even just a puff?










| Response      | 6    | 8    | 10   | 12   | Total |   |
|---------------|------|------|------|------|-------|---|
| Never         | 94.6 | 87.3 | 83.0 | 77.8 | 87.0  |  |
| 10 or younger | 3.8  | 5.6  | 4.4  | 4.1  | 4.5   |  |
| 11            | 1.2  | 2.4  | 1.5  | 1.0  | 1.5   |  |
| 12            | 0.4  | 1.9  | 2.7  | 1.7  | 1.5   |  |
| 13            | 0.0  | 2.2  | 2.7  | 2.5  | 1.6   |  |
| 14            | 0.0  | 0.6  | 3.1  | 3.2  | 1.4   |  |
| 15            | 0.0  | 0.0  | 2.2  | 3.3  | 1.1   |  |
| 16            | 0.0  | 0.0  | 0.4  | 4.6  | 0.9   |  |
| 17 or older   | 0.0  | 0.0  | 0.1  | 1.9  | 0.4   |  |
| N of Valid    | 2169 | 1870 | 1407 | 1262 | 6708  |   |
| N of Miss     | 160  | 105  | 108  | 166  | 539   |   |

Table 72: How old were you when you first: had more than a sip or two of beer, wine or hard liquor (for example, vodka, whiskey, or gin)?










| Response      | 6    | 8    | 10   | 12   | Total |   |
|---------------|------|------|------|------|-------|---|
| Never         | 85.2 | 67.0 | 53.6 | 48.1 | 66.5  |    |
| 10 or younger | 9.7  | 10.7 | 7.9  | 6.8  | 9.1   |    |
| 11            | 4.1  | 5.8  | 3.5  | 2.6  | 4.2   |    |
| 12            | 0.8  | 7.0  | 4.9  | 4.2  | 4.0   |    |
| 13            | 0.0  | 8.5  | 7.3  | 4.0  | 4.7   |    |
| 14            | 0.0  | 0.9  | 10.5 | 7.8  | 3.9   |    |
| 15            | 0.0  | 0.1  | 10.8 | 8.8  | 3.9   |    |
| 16            | 0.0  | 0.1  | 1.6  | 10.5 | 2.3   |  |
| 17 or older   | 0.1  | 0.0  | 0.0  | 7.2  | 1.4   |  |
| N of Valid    | 2159 | 1866 | 1402 | 1262 | 6689  |   |
| N of Miss     | 170  | 109  | 113  | 166  | 558   |   |

Table 73: How old were you when you first: began drinking alcoholic beverages regularly, that is, at least once or twice a month?










| Response      | 6    | 8    | 10   | 12   | Total |   |
|---------------|------|------|------|------|-------|---|
| Never         | 98.1 | 95.1 | 89.7 | 82.3 | 92.5  |  |
| 10 or younger | 0.8  | 1.1  | 0.4  | 0.6  | 0.7   |  |
| 11            | 0.7  | 0.5  | 0.4  | 0.2  | 0.5   |  |
| 12            | 0.3  | 0.7  | 0.6  | 0.6  | 0.5   |  |
| 13            | 0.0  | 1.9  | 1.3  | 0.8  | 1.0   |  |
| 14            | 0.0  | 0.6  | 2.2  | 1.7  | 1.0   |  |
| 15            | 0.0  | 0.0  | 4.5  | 2.8  | 1.5   |  |
| 16            | 0.0  | 0.0  | 0.9  | 5.6  | 1.2   |  |
| 17 or older   | 0.0  | 0.0  | 0.0  | 5.6  | 1.1   |  |
| N of Valid    | 2158 | 1867 | 1407 | 1260 | 6692  |   |
| N of Miss     | 171  | 108  | 108  | 168  | 555   |   |

Table 74: How old were you when you first: used Pegaramide (peg, Peggy)?


| Response      | 6     | 8     | 10    | 12    | Total |   |
|---------------|-------|-------|-------|-------|-------|---|
| Never         | 100.0 | 100.0 | 100.0 | 100.0 | 100.0 |  |
| 10 or younger | 0.0   | 0.0   | 0.0   | 0.0   | 0.0   |   |
| 11            | 0.0   | 0.0   | 0.0   | 0.0   | 0.0   |   |
| 12            | 0.0   | 0.0   | 0.0   | 0.0   | 0.0   |   |
| 13            | 0.0   | 0.0   | 0.0   | 0.0   | 0.0   |   |
| 14            | 0.0   | 0.0   | 0.0   | 0.0   | 0.0   |   |
| 15            | 0.0   | 0.0   | 0.0   | 0.0   | 0.0   |   |
| 16            | 0.0   | 0.0   | 0.0   | 0.0   | 0.0   |   |
| 17 or older   | 0.0   | 0.0   | 0.0   | 0.0   | 0.0   |   |
| N of Valid    | 2105  | 1854  | 1399  | 1258  | 6616  |   |
| N of Miss     | 224   | 121   | 116   | 170   | 631   |   |

Table 75: How old were you when you first: got suspended from school?










| Response      | 6    | 8    | 10   | 12   | Total |   |
|---------------|------|------|------|------|-------|---|
| Never         | 71.4 | 60.5 | 60.3 | 63.7 | 64.6  |  |
| 10 or younger | 18.6 | 13.9 | 15.7 | 12.1 | 15.5  |  |
| 11            | 7.4  | 6.9  | 5.3  | 3.0  | 6.0   |  |
| 12            | 2.0  | 9.1  | 4.2  | 4.8  | 5.0   |  |
| 13            | 0.3  | 8.0  | 5.5  | 5.6  | 4.5   |  |
| 14            | 0.0  | 1.5  | 5.3  | 4.2  | 2.3   |  |
| 15            | 0.0  | 0.1  | 3.1  | 2.2  | 1.1   |  |
| 16            | 0.0  | 0.0  | 0.5  | 2.5  | 0.6   |  |
| 17 or older   | 0.1  | 0.0  | 0.1  | 2.1  | 0.5   |  |
| N of Valid    | 2143 | 1851 | 1395 | 1252 | 6641  |   |
| N of Miss     | 186  | 124  | 120  | 176  | 606   |   |

Table 76: How old were you when you first: got arrested?










| Response      | 6    | 8    | 10   | 12   | Total |   |
|---------------|------|------|------|------|-------|---|
| Never         | 98.0 | 95.2 | 94.1 | 93.0 | 95.5  |    |
| 10 or younger | 1.0  | 0.9  | 0.3  | 0.3  | 0.7   |    |
| 11            | 0.7  | 0.9  | 0.8  | 0.5  | 0.7   |    |
| 12            | 0.3  | 1.1  | 0.7  | 1.0  | 0.7   |    |
| 13            | 0.0  | 1.5  | 1.1  | 1.0  | 0.8   |    |
| 14            | 0.0  | 0.4  | 1.6  | 0.8  | 0.6   |    |
| 15            | 0.0  | 0.1  | 1.1  | 1.7  | 0.6   |   |
| 16            | 0.0  | 0.0  | 0.2  | 1.2  | 0.3   |  |
| 17 or older   | 0.0  | 0.0  | 0.0  | 0.5  | 0.1   |  |
| N of Valid    | 2150 | 1861 | 1399 | 1261 | 6671  |   |
| N of Miss     | 179  | 114  | 116  | 167  | 576   |   |



Table 77: How old were you when you first: carried a handgun?










| Response      | 6    | 8    | 10   | 12   | Total |   |
|---------------|------|------|------|------|-------|---|
| Never         | 95.3 | 91.6 | 92.4 | 91.5 | 93.0  |  |
| 10 or younger | 2.1  | 2.1  | 1.1  | 1.0  | 1.7   |  |
| 11            | 1.6  | 1.1  | 0.8  | 0.5  | 1.1   |  |
| 12            | 0.7  | 2.3  | 0.8  | 1.0  | 1.2   |  |
| 13            | 0.0  | 2.4  | 0.9  | 1.0  | 1.0   |  |
| 14            | 0.0  | 0.5  | 1.3  | 1.4  | 0.7   |  |
| 15            | 0.0  | 0.0  | 2.0  | 0.6  | 0.5   |  |
| 16            | 0.0  | 0.0  | 0.8  | 1.9  | 0.5   |  |
| 17 or older   | 0.1  | 0.1  | 0.0  | 1.2  | 0.3   |  |
| N of Valid    | 2149 | 1863 | 1393 | 1260 | 6665  |   |
| N of Miss     | 180  | 112  | 122  | 168  | 582   |   |

Table 78: How old were you when you first: used e-cigarettes, e-cigars, or e-hookahs (vaping)?










| Response      | 6    | 8    | 10   | 12   | Total |   |
|---------------|------|------|------|------|-------|---|
| Never         | 97.7 | 90.3 | 80.1 | 78.0 | 88.2  |    |
| 10 or younger | 1.2  | 1.1  | 0.5  | 0.4  | 0.9   |    |
| 11            | 0.9  | 1.2  | 0.5  | 0.2  | 0.8   |    |
| 12            | 0.2  | 2.2  | 1.7  | 0.2  | 1.1   |    |
| 13            | 0.0  | 4.2  | 4.4  | 1.7  | 2.4   |    |
| 14            | 0.0  | 1.0  | 6.1  | 3.5  | 2.2   |    |
| 15            | 0.0  | 0.1  | 5.6  | 3.8  | 1.9   |   |
| 16            | 0.0  | 0.0  | 0.9  | 7.0  | 1.5   |  |
| 17 or older   | 0.0  | 0.0  | 0.1  | 5.3  | 1.0   |  |
| N of Valid    | 2145 | 1863 | 1396 | 1255 | 6659  |   |
| N of Miss     | 184  | 112  | 119  | 173  | 588   |   |

Table 79: How old were you when you first: belonged to a gang?










| Response      | 6    | 8    | 10   | 12   | Total |   |
|---------------|------|------|------|------|-------|---|
| Never         | 96.4 | 94.1 | 94.5 | 93.7 | 94.8  |  |
| 10 or younger | 1.5  | 1.8  | 2.2  | 2.1  | 1.8   |  |
| 11            | 1.3  | 1.0  | 0.4  | 0.6  | 0.9   |  |
| 12            | 0.7  | 0.9  | 0.6  | 0.8  | 0.8   |  |
| 13            | 0.0  | 1.8  | 0.4  | 1.0  | 0.8   |  |
| 14            | 0.0  | 0.4  | 0.9  | 0.4  | 0.4   |  |
| 15            | 0.0  | 0.0  | 0.7  | 0.4  | 0.2   |  |
| 16            | 0.0  | 0.0  | 0.4  | 0.3  | 0.1   |  |
| 17 or older   | 0.0  | 0.1  | 0.0  | 0.8  | 0.2   |  |
| N of Valid    | 2141 | 1861 | 1393 | 1261 | 6656  |   |
| N of Miss     | 188  | 114  | 122  | 167  | 591   |   |

Table 80: How old were you when you first: used prescription drugs not prescribed to you?










| Response      | 6    | 8    | 10   | 12   | Total |   |
|---------------|------|------|------|------|-------|---|
| Never         | 97.9 | 94.2 | 88.1 | 87.6 | 92.9  |    |
| 10 or younger | 1.2  | 1.4  | 1.8  | 1.3  | 1.4   |    |
| 11            | 0.6  | 0.9  | 0.6  | 0.5  | 0.6   |    |
| 12            | 0.2  | 1.3  | 0.8  | 0.6  | 0.7   |    |
| 13            | 0.0  | 1.8  | 1.6  | 0.6  | 1.0   |    |
| 14            | 0.0  | 0.4  | 3.3  | 2.1  | 1.2   |    |
| 15            | 0.0  | 0.0  | 3.3  | 3.0  | 1.3   |    |
| 16            | 0.0  | 0.0  | 0.5  | 2.6  | 0.6   |  |
| 17 or older   | 0.0  | 0.0  | 0.0  | 1.6  | 0.3   |  |
| N of Valid    | 2144 | 1872 | 1403 | 1262 | 6681  |   |
| N of Miss     | 185  | 103  | 112  | 166  | 566   |   |

Table 81: How wrong do you think it is for someone your age to: take a handgun to school?





| Response           | 6    | 8    | 10   | 12   | Total |   |
|--------------------|------|------|------|------|-------|---|
| Very wrong         | 90.6 | 84.8 | 85.0 | 89.5 | 87.6  |  |
| Wrong              | 6.4  | 11.4 | 10.6 | 6.1  | 8.6   |  |
| A little bit wrong | 1.7  | 2.7  | 2.9  | 2.6  | 2.4   |  |
| Not at all wrong   | 1.2  | 1.1  | 1.4  | 1.7  | 1.3   |  |
| N of Valid         | 2179 | 1870 | 1411 | 1261 | 6721  |   |
| N of Miss          | 150  | 105  | 104  | 167  | 526   |   |

Table 82: How wrong do you think it is for someone your age to: steal anything?





| Response           | 6    | 8    | 10   | 12   | Total |   |
|--------------------|------|------|------|------|-------|---|
| Very wrong         | 67.7 | 54.5 | 53.3 | 65.7 | 60.6  |  |
| Wrong              | 24.7 | 33.4 | 35.7 | 25.4 | 29.5  |  |
| A little bit wrong | 6.1  | 10.5 | 10.0 | 7.6  | 8.4   |  |
| Not at all wrong   | 1.5  | 1.6  | 1.1  | 1.4  | 1.4   |  |
| N of Valid         | 2166 | 1864 | 1406 | 1258 | 6694  |   |
| N of Miss          | 163  | 111  | 109  | 170  | 553   |   |

Table 83: How wrong do you think it is for someone your age to: pick a fight with someone?





| Response           | 6    | 8    | 10   | 12   | Total |   |
|--------------------|------|------|------|------|-------|---|
| Very wrong         | 53.5 | 43.0 | 43.1 | 57.1 | 49.1  |  |
| Wrong              | 29.9 | 32.5 | 36.2 | 27.9 | 31.6  |  |
| A little bit wrong | 13.3 | 19.1 | 17.4 | 12.7 | 15.6  |  |
| Not at all wrong   | 3.4  | 5.4  | 3.3  | 2.2  | 3.7   |  |
| N of Valid         | 2143 | 1846 | 1397 | 1253 | 6639  |   |
| N of Miss          | 186  | 129  | 118  | 175  | 608   |   |

Table 84: How wrong do you think it is for someone your age to: attack someone with the idea of seriously hurting them?





| Response           | 6    | 8    | 10   | 12   | Total |   |
|--------------------|------|------|------|------|-------|---|
| Very wrong         | 85.2 | 72.8 | 71.0 | 74.3 | 76.7  |  |
| Wrong              | 9.7  | 17.5 | 18.5 | 18.0 | 15.2  |  |
| A little bit wrong | 3.2  | 6.3  | 8.1  | 5.4  | 5.5   |  |
| Not at all wrong   | 2.0  | 3.5  | 2.5  | 2.3  | 2.6   |  |
| N of Valid         | 2155 | 1862 | 1402 | 1251 | 6670  |   |
| N of Miss          | 174  | 113  | 113  | 177  | 577   |   |

Table 85: How wrong do you think it is for someone your age to: stay away from school all day when their parents think they are at school?





| Response           | 6    | 8    | 10   | 12   | Total |   |
|--------------------|------|------|------|------|-------|---|
| Very wrong         | 79.8 | 62.2 | 49.4 | 51.4 | 63.2  |  |
| Wrong              | 14.2 | 26.5 | 33.1 | 26.3 | 23.9  |  |
| A little bit wrong | 4.3  | 8.7  | 14.7 | 18.7 | 10.4  |  |
| Not at all wrong   | 1.7  | 2.6  | 2.7  | 3.6  | 2.5   |  |
| N of Valid         | 2155 | 1863 | 1404 | 1253 | 6675  |   |
| N of Miss          | 174  | 112  | 111  | 175  | 572   |   |

Table 86: How wrong do you think it is for someone your age to: drink beer, wine or hard liquor (for example, vodka, whiskey, or gin) regularly?





| Response           | 6    | 8    | 10   | 12   | Total |   |
|--------------------|------|------|------|------|-------|---|
| Very wrong         | 88.1 | 68.5 | 52.4 | 52.2 | 68.4  |  |
| Wrong              | 7.8  | 19.1 | 25.8 | 21.6 | 17.3  |  |
| A little bit wrong | 2.6  | 9.4  | 16.0 | 17.9 | 10.2  |  |
| Not at all wrong   | 1.4  | 3.1  | 5.9  | 8.3  | 4.1   |  |
| N of Valid         | 2158 | 1867 | 1398 | 1252 | 6675  |   |
| N of Miss          | 171  | 108  | 117  | 176  | 572   |   |

Table 87: How wrong do you think it is for someone your age to: smoke cigarettes?





| Response           | 6    | 8    | 10   | 12   | Total |   |
|--------------------|------|------|------|------|-------|---|
| Very wrong         | 91.1 | 78.0 | 71.4 | 70.2 | 79.4  |  |
| Wrong              | 6.7  | 15.1 | 18.1 | 16.7 | 13.3  |  |
| A little bit wrong | 1.0  | 5.0  | 7.8  | 7.3  | 4.7   |  |
| Not at all wrong   | 1.2  | 1.9  | 2.7  | 5.7  | 2.6   |  |
| N of Valid         | 2149 | 1867 | 1403 | 1256 | 6675  |   |
| N of Miss          | 180  | 108  | 112  | 172  | 572   |   |

Table 88: How wrong do you think it is for someone your age to: smoke marijuana?





| Response           | 6    | 8    | 10   | 12   | Total |   |
|--------------------|------|------|------|------|-------|---|
| Very wrong         | 92.4 | 68.9 | 44.3 | 41.9 | 66.2  |  |
| Wrong              | 4.1  | 14.6 | 19.5 | 14.5 | 12.2  |  |
| A little bit wrong | 1.7  | 9.2  | 19.2 | 20.1 | 10.9  |  |
| Not at all wrong   | 1.8  | 7.3  | 16.9 | 23.5 | 10.6  |  |
| N of Valid         | 2143 | 1862 | 1399 | 1257 | 6661  |   |
| N of Miss          | 186  | 113  | 116  | 171  | 586   |   |

Table 89: How wrong do you think it is for someone your age to: use prescription drugs or non-prescription drugs for the purpose of getting high?





| Response           | 6    | 8    | 10   | 12   | Total |   |
|--------------------|------|------|------|------|-------|---|
| Very wrong         | 93.6 | 83.0 | 75.4 | 75.2 | 83.4  |  |
| Wrong              | 3.9  | 11.3 | 16.4 | 17.3 | 11.1  |  |
| A little bit wrong | 0.9  | 4.0  | 5.6  | 5.4  | 3.6   |  |
| Not at all wrong   | 1.5  | 1.7  | 2.6  | 2.2  | 1.9   |  |
| N of Valid         | 2139 | 1857 | 1404 | 1251 | 6651  |   |
| N of Miss          | 190  | 118  | 111  | 177  | 596   |   |

Table 90: How wrong do you think it is for someone your age to: use synthetic marijuana (K2, spice) or bath salts?


| Response           | 6    | 8    | 10   | 12   | Total |   |
|--------------------|------|------|------|------|-------|---|
| Very wrong         | 94.3 | 86.4 | 83.7 | 85.8 | 88.3  |  |
| Wrong              | 3.5  | 9.9  | 11.3 | 10.4 | 8.2   |   |
| A little bit wrong | 0.8  | 2.3  | 3.5  | 2.0  | 2.0   |   |
| Not at all wrong   | 1.4  | 1.5  | 1.6  | 1.8  | 1.5   |   |
| N of Valid         | 2128 | 1861 | 1403 | 1255 | 6647  |   |
| N of Miss          | 201  | 114  | 112  | 173  | 600   |   |

Table 91: How wrong do you think it is for someone your age to: use LSD, cocaine, amphetamines or another illegal drug?


| Response           | 6    | 8    | 10   | 12   | Total |   |
|--------------------|------|------|------|------|-------|---|
| Very wrong         | 95.7 | 90.2 | 86.5 | 85.7 | 90.4  |  |
| Wrong              | 2.9  | 7.1  | 9.9  | 9.0  | 6.7   |   |
| A little bit wrong | 0.4  | 1.6  | 2.1  | 3.2  | 1.6   |   |
| Not at all wrong   | 1.1  | 1.1  | 1.4  | 2.1  | 1.4   |   |
| N of Valid         | 2133 | 1855 | 1402 | 1254 | 6644  |   |
| N of Miss          | 196  | 120  | 113  | 174  | 603   |   |

Table 92: How wrong do you think it is for someone your age to: use e-cigarettes, e-cigars or e-hookahs (vaping)?


| Response           | 6    | 8    | 10   | 12   | Total |   |
|--------------------|------|------|------|------|-------|---|
| Very wrong         | 90.1 | 72.2 | 57.3 | 56.3 | 71.8  |  |
| Wrong              | 6.0  | 13.5 | 15.5 | 11.6 | 11.2  |   |
| A little bit wrong | 1.9  | 8.8  | 15.4 | 15.8 | 9.3   |   |
| Not at all wrong   | 2.0  | 5.5  | 11.9 | 16.3 | 7.8   |   |
| N of Valid         | 2127 | 1855 | 1400 | 1254 | 6636  |   |
| N of Miss          | 202  | 120  | 115  | 174  | 611   |   |

Table 93: At school during the past 12 months, did you receive help from the resource teacher, speech therapist or other special education teacher?

| Response   | 6   | 8   | 10  | 12  | Total |
|------------|-----|-----|-----|-----|-------|
| No         | 0.0 | 0.0 | 0.0 | 0.0 | 0.0   |
| Yes        | 0.0 | 0.0 | 0.0 | 0.0 | 0.0   |
| N of Valid | 0   | 0   | 0   | 0   | 0     |
| N of Miss  | 0   | 0   | 0   | 0   | 0     |

Table 94: How many times in the past year (12 months) have you: been suspended from school?

| Response     | 6    | 8    | 10   | 12   | Total |             |
|--------------|------|------|------|------|-------|-------------|
| Never        | 78.5 | 72.3 | 81.5 | 86.0 | 78.8  | <div></div> |
| 1 to 2 times | 16.0 | 18.8 | 13.5 | 11.4 | 15.4  | <div></div> |
| 3 to 5 times | 3.2  | 5.5  | 3.5  | 1.9  | 3.7   | <div></div> |
| 6 to 9 times | 0.9  | 1.6  | 1.0  | 0.0  | 0.9   | <div></div> |
| 10+ times    | 1.5  | 1.8  | 0.4  | 0.7  | 1.2   | <div></div> |
| N of Valid   | 2145 | 1857 | 1396 | 1242 | 6640  |             |
| N of Miss    | 184  | 118  | 119  | 186  | 607   |             |

Table 95: How many times in the past year (12 months) have you: carried a handgun?

| Response     | 6    | 8    | 10   | 12   | Total |             |
|--------------|------|------|------|------|-------|-------------|
| Never        | 95.8 | 93.4 | 94.4 | 93.5 | 94.4  | <div></div> |
| 1 to 2 times | 2.7  | 3.8  | 2.4  | 2.8  | 2.9   | <div></div> |
| 3 to 5 times | 0.8  | 0.9  | 1.1  | 1.3  | 1.0   | <div></div> |
| 6 to 9 times | 0.1  | 0.9  | 0.4  | 0.6  | 0.5   | <div></div> |
| 10+ times    | 0.6  | 1.0  | 1.7  | 1.9  | 1.2   | <div></div> |
| N of Valid   | 2126 | 1851 | 1395 | 1242 | 6614  |             |
| N of Miss    | 203  | 124  | 120  | 186  | 633   |             |

Table 96: How many times in the past year (12 months) have you: sold illegal drugs?






| Response     | 6    | 8    | 10   | 12   | Total |   |
|--------------|------|------|------|------|-------|---|
| Never        | 99.6 | 97.5 | 94.6 | 93.4 | 96.8  |  |
| 1 to 2 times | 0.2  | 1.0  | 2.2  | 2.3  | 1.2   |  |
| 3 to 5 times | 0.0  | 0.7  | 1.4  | 1.1  | 0.7   |  |
| 6 to 9 times | 0.0  | 0.4  | 0.5  | 0.6  | 0.3   |  |
| 10+ times    | 0.0  | 0.5  | 1.3  | 2.7  | 0.9   |  |
| N of Valid   | 2120 | 1845 | 1391 | 1236 | 6592  |   |
| N of Miss    | 209  | 130  | 124  | 192  | 655   |   |

Table 97: How many times in the past year (12 months) have you: stolen or tried to steal a motor vehicle such as a car or motorcycle?






| Response     | 6    | 8    | 10   | 12   | Total |   |
|--------------|------|------|------|------|-------|---|
| Never        | 98.7 | 97.6 | 97.2 | 97.9 | 97.9  |  |
| 1 to 2 times | 0.9  | 1.4  | 1.7  | 1.4  | 1.3   |  |
| 3 to 5 times | 0.2  | 0.5  | 0.5  | 0.2  | 0.3   |  |
| 6 to 9 times | 0.0  | 0.2  | 0.2  | 0.2  | 0.2   |  |
| 10+ times    | 0.2  | 0.3  | 0.4  | 0.3  | 0.3   |  |
| N of Valid   | 2119 | 1842 | 1395 | 1240 | 6596  |   |
| N of Miss    | 210  | 133  | 120  | 188  | 651   |   |

Table 98: How many times in the past year (12 months) have you: participated in clubs, organizations or activities at school?






| Response     | 6    | 8    | 10   | 12   | Total |   |
|--------------|------|------|------|------|-------|---|
| Never        | 37.7 | 37.5 | 30.4 | 36.7 | 35.9  |  |
| 1 to 2 times | 25.7 | 23.8 | 19.4 | 16.2 | 22.0  |  |
| 3 to 5 times | 15.1 | 16.3 | 16.7 | 14.4 | 15.6  |  |
| 6 to 9 times | 5.7  | 4.8  | 7.6  | 7.7  | 6.2   |  |
| 10+ times    | 15.8 | 17.6 | 26.0 | 25.0 | 20.2  |  |
| N of Valid   | 2115 | 1842 | 1390 | 1241 | 6588  |   |
| N of Miss    | 214  | 133  | 125  | 187  | 659   |   |



Table 99: How many times in the past year (12 months) have you: been arrested?






| Response     | 6    | 8    | 10   | 12   | Total |   |
|--------------|------|------|------|------|-------|---|
| Never        | 97.9 | 95.8 | 96.1 | 96.0 | 96.6  |  |
| 1 to 2 times | 1.6  | 3.3  | 3.2  | 3.0  | 2.7   |  |
| 3 to 5 times | 0.2  | 0.5  | 0.4  | 0.4  | 0.4   |  |
| 6 to 9 times | 0.1  | 0.2  | 0.1  | 0.4  | 0.2   |  |
| 10+ times    | 0.1  | 0.2  | 0.1  | 0.2  | 0.2   |  |
| N of Valid   | 2120 | 1840 | 1392 | 1240 | 6592  |   |
| N of Miss    | 209  | 135  | 123  | 188  | 655   |   |

Table 100: How many times in the past year (12 months) have you: attacked someone with the idea of seriously hurting them?






| Response     | 6    | 8    | 10   | 12   | Total |   |
|--------------|------|------|------|------|-------|---|
| Never        | 90.8 | 85.9 | 87.9 | 91.2 | 88.9  |  |
| 1 to 2 times | 6.1  | 9.8  | 7.9  | 6.4  | 7.6   |  |
| 3 to 5 times | 1.5  | 2.2  | 2.3  | 1.6  | 1.9   |  |
| 6 to 9 times | 0.7  | 0.7  | 1.2  | 0.2  | 0.7   |  |
| 10+ times    | 0.9  | 1.4  | 0.7  | 0.6  | 0.9   |  |
| N of Valid   | 2115 | 1846 | 1394 | 1238 | 6593  |   |
| N of Miss    | 214  | 129  | 121  | 190  | 654   |   |

Table 101: How many times in the past year (12 months) have you: been drunk or high at school?






| Response     | 6    | 8    | 10   | 12   | Total |   |
|--------------|------|------|------|------|-------|---|
| Never        | 99.0 | 94.0 | 86.5 | 86.2 | 92.5  |  |
| 1 to 2 times | 0.6  | 3.2  | 6.8  | 5.8  | 3.6   |  |
| 3 to 5 times | 0.2  | 1.4  | 2.7  | 3.3  | 1.6   |  |
| 6 to 9 times | 0.1  | 0.5  | 1.2  | 0.9  | 0.6   |  |
| 10+ times    | 0.1  | 1.0  | 2.9  | 3.8  | 1.6   |  |
| N of Valid   | 2117 | 1839 | 1391 | 1236 | 6583  |   |
| N of Miss    | 212  | 136  | 124  | 192  | 664   |   |

Table 102: How many times in the past year (12 months) have you: taken a handgun to school?






| Response     | 6    | 8    | 10   | 12   | Total |   |
|--------------|------|------|------|------|-------|---|
| Never        | 99.4 | 99.2 | 98.9 | 98.5 | 99.1  |  |
| 1 to 2 times | 0.4  | 0.3  | 0.8  | 0.8  | 0.5   |  |
| 3 to 5 times | 0.1  | 0.2  | 0.3  | 0.3  | 0.2   |  |
| 6 to 9 times | 0.0  | 0.2  | 0.1  | 0.2  | 0.1   |  |
| 10+ times    | 0.0  | 0.1  | 0.0  | 0.2  | 0.1   |  |
| N of Valid   | 2117 | 1843 | 1393 | 1236 | 6589  |   |
| N of Miss    | 212  | 132  | 122  | 192  | 658   |   |

Table 103: How many times in the past year (12 months) have you: used e-cigarettes, e-cigars, or e-hookahs (vaping)?






| Response     | 6    | 8    | 10   | 12   | Total |   |
|--------------|------|------|------|------|-------|---|
| Never        | 99.4 | 99.2 | 98.9 | 98.5 | 99.1  |  |
| 1 to 2 times | 0.4  | 0.3  | 0.8  | 0.8  | 0.5   |  |
| 3 to 5 times | 0.1  | 0.2  | 0.3  | 0.3  | 0.2   |  |
| 6 to 9 times | 0.0  | 0.2  | 0.1  | 0.2  | 0.1   |  |
| 10+ times    | 0.0  | 0.1  | 0.0  | 0.2  | 0.1   |  |
| N of Valid   | 2117 | 1843 | 1393 | 1236 | 6589  |   |
| N of Miss    | 212  | 132  | 122  | 192  | 658   |   |

Table 104: Are you currently on probation, or assigned a probation officer with Juvenile Court?



| Response   | 6    | 8    | 10   | 12   | Total |   |
|------------|------|------|------|------|-------|---|
| No         | 98.9 | 97.6 | 98.2 | 96.7 | 98.0  |  |
| Yes        | 1.1  | 2.4  | 1.8  | 3.3  | 2.0   |  |
| N of Valid | 1677 | 1493 | 1077 | 1018 | 5265  |   |
| N of Miss  | 652  | 482  | 438  | 410  | 1982  |   |

Table 105: Have you ever belonged to a gang?






| Response                       | 6    | 8    | 10   | 12   | Total |   |
|--------------------------------|------|------|------|------|-------|---|
| No                             | 94.0 | 90.1 | 90.4 | 88.9 | 91.2  |  |
| No, but would like to          | 1.4  | 2.1  | 1.8  | 2.8  | 1.9   |  |
| Yes, in the past               | 2.8  | 2.8  | 3.0  | 2.9  | 2.9   |  |
| Yes, belong now                | 1.6  | 4.3  | 4.3  | 5.1  | 3.5   |  |
| Yes, but would like to get out | 0.1  | 0.7  | 0.5  | 0.4  | 0.4   |  |
| N of Valid                     | 2148 | 1847 | 1388 | 1220 | 6603  |   |
| N of Miss                      | 181  | 128  | 127  | 208  | 644   |   |

Table 106: If you have ever belonged to a gang, did that gang have a name?




| Response                        | 6    | 8    | 10   | 12   | Total |   |
|---------------------------------|------|------|------|------|-------|---|
| No                              | 13.0 | 12.9 | 10.9 | 20.3 | 13.9  |  |
| Yes                             | 5.1  | 8.7  | 8.4  | 8.0  | 7.4   |  |
| I have never belonged to a gang | 81.9 | 78.4 | 80.6 | 71.7 | 78.8  |  |
| N of Valid                      | 2134 | 1836 | 1373 | 1213 | 6556  |   |
| N of Miss                       | 195  | 139  | 142  | 215  | 691   |   |

Table 107: You are at a party at someone's house, and one of your friends offers you a drink containing alcohol. What would you say or do?





| Response   | 6    | 8    | 10   | 12   | Total |   |
|--|------|------|------|------|-------|---|
| Drink it   | 3.2  | 14.9 | 22.4 | 30.1 | 15.5  |  |
| Tell your friend, 'No thanks, I don't drink' and suggest that you and your friend go and do something else | 46.4 | 38.5 | 34.3 | 27.3 | 38.0  |  |
| Just say, 'No thanks' and walk away  | 33.5 | 35.3 | 34.9 | 36.4 | 34.9  |  |
| Make up a good excuse, tell your friend you had something else to do, and leave                            | 16.9 | 11.3 | 8.4  | 6.2  | 11.6  |  |
| N of Valid   | 2105 | 1833 | 1369 | 1217 | 6524  |   |
| N of Miss  | 224  | 142  | 146  | 211  | 723   |   |

Table 108: How often do you attend religious services or activities?

| Response                  | 6    | 8    | 10   | 12   | Total |  |
|---------------------------|------|------|------|------|-------|--|
| Never                     | 26.4 | 19.5 | 17.8 | 20.3 | 21.5  |  |
| Rarely                    | 23.0 | 25.0 | 25.5 | 31.8 | 25.7  |  |
| 1-2 Times a Month         | 13.3 | 15.1 | 18.3 | 15.5 | 15.3  |  |
| About Once a Week or More | 37.3 | 40.4 | 38.4 | 32.4 | 37.5  |  |
| N of Valid                | 2074 | 1837 | 1371 | 1221 | 6503  |  |
| N of Miss                 | 255  | 138  | 144  | 207  | 744   |  |

Table 109: I think sometimes it's okay to cheat at school.

| Response   | 6    | 8    | 10   | 12   | Total |  |
|------------|------|------|------|------|-------|--|
| NO!        | 64.2 | 30.9 | 18.6 | 21.6 | 37.3  |  |
| no         | 27.4 | 40.3 | 35.3 | 31.2 | 33.4  |  |
| yes        | 7.3  | 24.0 | 37.6 | 34.8 | 23.5  |  |
| YES!       | 1.0  | 4.9  | 8.5  | 12.4 | 5.8   |  |
| N of Valid | 2107 | 1828 | 1371 | 1214 | 6520  |  |
| N of Miss  | 222  | 147  | 144  | 214  | 727   |  |

Table 110: It is important to think before you act.

| Response   | 6    | 8    | 10   | 12   | Total |  |
|------------|------|------|------|------|-------|--|
| NO!        | 3.6  | 3.3  | 2.4  | 6.1  | 3.7   |  |
| no         | 2.2  | 3.8  | 2.6  | 2.1  | 2.7   |  |
| yes        | 24.3 | 37.0 | 34.8 | 32.0 | 31.5  |  |
| YES!       | 70.0 | 55.8 | 60.2 | 59.8 | 62.1  |  |
| N of Valid | 2098 | 1822 | 1365 | 1209 | 6494  |  |
| N of Miss  | 231  | 153  | 150  | 219  | 753   |  |

Table 111: Sometimes I think that life is not worth it.





| Response   | 6    | 8    | 10   | 12   | Total |   |
|------------|------|------|------|------|-------|---|
| NO!        | 55.7 | 45.6 | 40.4 | 42.5 | 47.2  |  |
| no         | 20.0 | 21.6 | 22.7 | 26.5 | 22.2  |  |
| yes        | 16.7 | 23.2 | 25.0 | 21.3 | 21.1  |  |
| YES!       | 7.7  | 9.6  | 11.9 | 9.8  | 9.5   |  |
| N of Valid | 2070 | 1804 | 1355 | 1198 | 6427  |   |
| N of Miss  | 259  | 171  | 160  | 230  | 820   |   |

Table 112: At times I think I am no good at all.





| Response   | 6    | 8    | 10   | 12   | Total |   |
|------------|------|------|------|------|-------|---|
| NO!        | 38.5 | 34.6 | 30.6 | 33.4 | 34.8  |  |
| no         | 22.7 | 25.0 | 23.3 | 25.9 | 24.1  |  |
| yes        | 27.0 | 27.5 | 32.5 | 29.2 | 28.7  |  |
| YES!       | 11.8 | 12.9 | 13.5 | 11.5 | 12.4  |  |
| N of Valid | 2061 | 1806 | 1351 | 1199 | 6417  |   |
| N of Miss  | 268  | 169  | 164  | 229  | 830   |   |

Table 113: All in all, I am inclined to think that I am a failure.





| Response   | 6    | 8    | 10   | 12   | Total |   |
|------------|------|------|------|------|-------|---|
| NO!        | 58.3 | 47.9 | 41.9 | 43.9 | 49.2  |  |
| no         | 24.4 | 29.5 | 32.7 | 34.4 | 29.5  |  |
| yes        | 11.9 | 15.0 | 16.2 | 15.1 | 14.3  |  |
| YES!       | 5.4  | 7.6  | 9.2  | 6.6  | 7.1   |  |
| N of Valid | 2043 | 1809 | 1350 | 1194 | 6396  |   |
| N of Miss  | 286  | 166  | 165  | 234  | 851   |   |

Table 114: In the past year, have you felt depressed or sad MOST days, even if you felt okay sometimes?





| Response   | 6    | 8    | 10   | 12   | Total |   |
|------------|------|------|------|------|-------|---|
| NO!        | 36.2 | 32.6 | 28.8 | 30.8 | 32.6  |  |
| no         | 20.5 | 21.9 | 21.8 | 24.4 | 21.9  |  |
| yes        | 26.4 | 27.9 | 28.0 | 27.4 | 27.3  |  |
| YES!       | 16.8 | 17.7 | 21.4 | 17.5 | 18.1  |  |
| N of Valid | 2050 | 1813 | 1357 | 1199 | 6419  |   |
| N of Miss  | 279  | 162  | 158  | 229  | 828   |   |

Table 115: It is all right to beat up people if they start the fight.





| Response   | 6    | 8    | 10   | 12   | Total |   |
|------------|------|------|------|------|-------|---|
| NO!        | 45.1 | 26.4 | 20.1 | 26.8 | 31.2  |  |
| no         | 20.3 | 19.6 | 20.0 | 20.9 | 20.2  |  |
| yes        | 16.8 | 24.1 | 29.5 | 24.0 | 22.9  |  |
| YES!       | 17.7 | 29.8 | 30.4 | 28.3 | 25.8  |  |
| N of Valid | 2059 | 1813 | 1354 | 1196 | 6422  |   |
| N of Miss  | 270  | 162  | 161  | 232  | 825   |   |

Table 116: I think it is okay to take something without asking if you can get away with it.





| Response   | 6    | 8    | 10   | 12   | Total |   |
|------------|------|------|------|------|-------|---|
| NO!        | 77.2 | 55.9 | 53.0 | 58.0 | 62.5  |  |
| no         | 18.7 | 35.9 | 39.6 | 33.9 | 30.8  |  |
| yes        | 2.7  | 6.0  | 6.1  | 5.7  | 4.9   |  |
| YES!       | 1.3  | 2.2  | 1.3  | 2.4  | 1.8   |  |
| N of Valid | 2054 | 1799 | 1352 | 1199 | 6404  |   |
| N of Miss  | 275  | 176  | 163  | 229  | 843   |   |

Table 117: Where do you get the most information about living a drug and alcohol free life? Parents/guardians





| Response     | 6    | 8    | 10   | 12   | Total |   |
|--------------|------|------|------|------|-------|---|
| All the time | 58.0 | 55.2 | 48.0 | 52.0 | 53.9  |  |
| Most         | 16.0 | 19.8 | 22.2 | 19.7 | 19.1  |  |
| Some         | 10.2 | 12.4 | 16.8 | 14.8 | 13.1  |  |
| Very little  | 15.8 | 12.6 | 13.0 | 13.5 | 13.9  |  |
| N of Valid   | 1986 | 1764 | 1345 | 1185 | 6280  |   |
| N of Miss    | 343  | 211  | 170  | 243  | 967   |   |

Table 118: Where do you get the most information about living a drug and alcohol free life? Friends





| Response     | 6    | 8    | 10   | 12   | Total |   |
|--------------|------|------|------|------|-------|---|
| All the time | 21.4 | 14.6 | 10.5 | 17.2 | 16.3  |  |
| Most         | 14.7 | 16.0 | 13.5 | 14.2 | 14.7  |  |
| Some         | 21.3 | 27.3 | 30.2 | 25.3 | 25.7  |  |
| Very little  | 42.6 | 42.1 | 45.9 | 43.4 | 43.3  |  |
| N of Valid   | 1874 | 1728 | 1330 | 1172 | 6104  |   |
| N of Miss    | 455  | 247  | 185  | 256  | 1143  |   |

Table 119: Where do you get the most information about living a drug and alcohol free life? Family members





| Response     | 6    | 8    | 10   | 12   | Total |   |
|--------------|------|------|------|------|-------|---|
| All the time | 51.7 | 45.2 | 34.0 | 35.5 | 42.9  |  |
| Most         | 17.6 | 20.5 | 22.8 | 20.0 | 20.0  |  |
| Some         | 14.0 | 17.3 | 20.1 | 20.3 | 17.4  |  |
| Very little  | 16.7 | 16.9 | 23.1 | 24.2 | 19.6  |  |
| N of Valid   | 1916 | 1744 | 1336 | 1174 | 6170  |   |
| N of Miss    | 413  | 231  | 179  | 254  | 1077  |   |

Table 120: Where do you get the most information about living a drug and alcohol free life? School





| Response     | 6    | 8    | 10   | 12   | Total |   |
|--------------|------|------|------|------|-------|---|
| All the time | 58.4 | 47.8 | 39.2 | 37.9 | 47.4  |  |
| Most         | 16.2 | 20.7 | 22.1 | 20.4 | 19.5  |  |
| Some         | 10.5 | 16.2 | 22.8 | 24.1 | 17.4  |  |
| Very little  | 14.9 | 15.3 | 15.9 | 17.6 | 15.7  |  |
| N of Valid   | 1930 | 1748 | 1339 | 1178 | 6195  |   |
| N of Miss    | 399  | 227  | 176  | 250  | 1052  |   |

Table 121: Where do you get the most information about living a drug and alcohol free life? Internet





| Response     | 6    | 8    | 10   | 12   | Total |   |
|--------------|------|------|------|------|-------|---|
| All the time | 28.9 | 22.8 | 17.3 | 21.7 | 23.3  |  |
| Most         | 14.5 | 16.1 | 14.5 | 13.4 | 14.7  |  |
| Some         | 21.7 | 27.3 | 28.5 | 25.3 | 25.4  |  |
| Very little  | 34.9 | 33.8 | 39.7 | 39.6 | 36.5  |  |
| N of Valid   | 1896 | 1733 | 1334 | 1171 | 6134  |   |
| N of Miss    | 433  | 242  | 181  | 257  | 1113  |   |

Table 122: Where do you get the most information about living a drug and alcohol free life? TV





| Response     | 6    | 8    | 10   | 12   | Total |   |
|--------------|------|------|------|------|-------|---|
| All the time | 33.7 | 28.5 | 21.0 | 24.3 | 27.7  |  |
| Most         | 15.2 | 18.2 | 16.3 | 15.3 | 16.3  |  |
| Some         | 22.0 | 25.5 | 29.4 | 26.4 | 25.4  |  |
| Very little  | 29.1 | 27.9 | 33.3 | 34.0 | 30.6  |  |
| N of Valid   | 1907 | 1739 | 1336 | 1175 | 6157  |   |
| N of Miss    | 422  | 236  | 179  | 253  | 1090  |   |



Table 123: Where do you get the most information about living a drug and alcohol free life? Social media





| Response     | 6    | 8    | 10   | 12   | Total |   |
|--------------|------|------|------|------|-------|---|
| All the time | 24.0 | 19.7 | 14.2 | 19.3 | 19.8  |  |
| Most         | 12.2 | 13.3 | 11.2 | 10.6 | 12.0  |  |
| Some         | 19.1 | 22.4 | 23.0 | 23.3 | 21.7  |  |
| Very little  | 44.6 | 44.6 | 51.6 | 46.8 | 46.6  |  |
| N of Valid   | 1866 | 1730 | 1326 | 1169 | 6091  |   |
| N of Miss    | 463  | 245  | 189  | 259  | 1156  |   |

Table 124: How much do you think people risk harming themselves (physically or in other ways) if they: smoked one or more packs of cigarettes per day?





| Response      | 6    | 8    | 10   | 12   | Total |   |
|---------------|------|------|------|------|-------|---|
| No risk       | 23.4 | 16.1 | 9.5  | 11.5 | 16.2  |  |
| Slight risk   | 7.7  | 8.0  | 7.1  | 5.3  | 7.2   |  |
| Moderate risk | 14.8 | 19.7 | 15.6 | 15.0 | 16.4  |  |
| Great risk    | 54.0 | 56.2 | 67.8 | 68.3 | 60.2  |  |
| N of Valid    | 1989 | 1789 | 1329 | 1160 | 6267  |   |
| N of Miss     | 340  | 186  | 186  | 268  | 980   |   |

Table 125: How much do you think people risk harming themselves (physically or in other ways) if they: try marijuana once or twice?





| Response      | 6    | 8    | 10   | 12   | Total |   |
|---------------|------|------|------|------|-------|---|
| No risk       | 27.8 | 32.0 | 42.9 | 52.7 | 36.8  |  |
| Slight risk   | 22.0 | 30.0 | 30.3 | 24.7 | 26.6  |  |
| Moderate risk | 22.2 | 17.6 | 13.8 | 9.8  | 16.8  |  |
| Great risk    | 28.0 | 20.4 | 12.9 | 12.8 | 19.8  |  |
| N of Valid    | 1967 | 1775 | 1322 | 1152 | 6216  |   |
| N of Miss     | 362  | 200  | 193  | 276  | 1031  |   |

Table 126: How much do you think people risk harming themselves (physically or in other ways) if they: smoke marijuana once or twice a week?


| Response      | 6    | 8    | 10   | 12   | Total |   |
|---------------|------|------|------|------|-------|---|
| No risk       | 26.3 | 25.1 | 27.5 | 39.4 | 28.7  |  |
| Slight risk   | 10.6 | 20.8 | 26.5 | 25.6 | 19.7  |   |
| Moderate risk | 21.5 | 23.1 | 24.7 | 17.8 | 22.0  |   |
| Great risk    | 41.6 | 30.9 | 21.2 | 17.1 | 29.6  |   |
| N of Valid    | 1951 | 1774 | 1315 | 1156 | 6196  |   |
| N of Miss     | 378  | 201  | 200  | 272  | 1051  |   |

Table 127: How much do you think people risk harming themselves (physically or in other ways) if they: take one or two drinks of an alcoholic beverage (beer, wine, liquor) nearly every day?


| Response      | 6    | 8    | 10   | 12   | Total |   |
|---------------|------|------|------|------|-------|---|
| No risk       | 25.3 | 19.1 | 11.6 | 14.5 | 18.6  |  |
| Slight risk   | 13.9 | 18.0 | 17.4 | 19.0 | 16.8  |   |
| Moderate risk | 20.2 | 26.9 | 29.0 | 26.8 | 25.2  |   |
| Great risk    | 40.6 | 36.0 | 42.0 | 39.8 | 39.4  |   |
| N of Valid    | 1972 | 1779 | 1321 | 1155 | 6227  |   |
| N of Miss     | 357  | 196  | 194  | 273  | 1020  |   |

Table 128: How much do you think people risk harming themselves (physically or in other ways) if they: have five or more drinks of an alcoholic beverage once or twice a weekend?


| Response      | 6    | 8    | 10   | 12   | Total |   |
|---------------|------|------|------|------|-------|---|
| No risk       | 24.6 | 17.6 | 10.0 | 13.0 | 17.3  |  |
| Slight risk   | 7.8  | 11.2 | 10.6 | 14.0 | 10.5  |   |
| Moderate risk | 17.7 | 24.9 | 27.1 | 25.9 | 23.3  |   |
| Great risk    | 49.8 | 46.3 | 52.4 | 47.1 | 48.9  |   |
| N of Valid    | 1960 | 1785 | 1316 | 1154 | 6215  |   |
| N of Miss     | 369  | 190  | 199  | 274  | 1032  |   |

Table 129: How much do you think people risk harming themselves (physically or in other ways) if they: use prescription drugs that are not prescribed to them?


| Response      | 6    | 8    | 10   | 12   | Total |   |
|---------------|------|------|------|------|-------|---|
| No risk       | 24.3 | 16.4 | 9.6  | 11.5 | 16.5  |  |
| Slight risk   | 6.2  | 8.1  | 8.2  | 8.7  | 7.6   |   |
| Moderate risk | 14.2 | 19.2 | 20.6 | 19.7 | 18.0  |   |
| Great risk    | 55.2 | 56.2 | 61.7 | 60.1 | 57.8  |   |
| N of Valid    | 1959 | 1782 | 1317 | 1151 | 6209  |   |
| N of Miss     | 370  | 193  | 198  | 277  | 1038  |   |

Table 130: How much do you think people risk harming themselves (physically or in other ways) if they: use non-prescription drugs to get high?


| Response      | 6    | 8    | 10   | 12   | Total |   |
|---------------|------|------|------|------|-------|---|
| No risk       | 24.8 | 16.9 | 9.5  | 11.7 | 16.9  |  |
| Slight risk   | 4.9  | 8.4  | 7.3  | 7.3  | 6.9   |   |
| Moderate risk | 13.3 | 17.8 | 21.0 | 18.6 | 17.2  |   |
| Great risk    | 57.1 | 56.8 | 62.2 | 62.4 | 59.1  |   |
| N of Valid    | 1955 | 1776 | 1316 | 1152 | 6199  |   |
| N of Miss     | 374  | 199  | 199  | 276  | 1048  |   |

Table 131: How much do you think people risk harming themselves (physically or in other ways) if they: use e-cigarettes, e-cigars, or e-hookahs?


| Response      | 6    | 8    | 10   | 12   | Total |   |
|---------------|------|------|------|------|-------|---|
| No risk       | 26.6 | 27.1 | 27.1 | 32.8 | 28.0  |  |
| Slight risk   | 13.9 | 25.9 | 28.8 | 26.4 | 22.9  |   |
| Moderate risk | 16.8 | 19.4 | 19.4 | 14.8 | 17.7  |   |
| Great risk    | 42.7 | 27.7 | 24.7 | 26.0 | 31.4  |   |
| N of Valid    | 1938 | 1774 | 1318 | 1151 | 6181  |   |
| N of Miss     | 391  | 201  | 197  | 277  | 1066  |   |

Table 132: Have you ever used smokeless tobacco (chew, snuff, plug, dipping tobacco, or chewing tobacco)?






| Response                          | 6    | 8    | 10   | 12   | Total |   |
|-----------------------------------|------|------|------|------|-------|---|
| Never                             | 97.7 | 96.4 | 93.8 | 92.3 | 95.5  |  |
| Once or Twice                     | 1.4  | 2.4  | 3.9  | 4.8  | 2.9   |  |
| Once in a while but not regularly | 0.4  | 0.6  | 1.1  | 1.1  | 0.7   |  |
| Regularly in the past             | 0.3  | 0.5  | 0.8  | 1.0  | 0.6   |  |
| Regularly now                     | 0.2  | 0.1  | 0.5  | 0.7  | 0.3   |  |
| N of Valid                        | 1992 | 1766 | 1325 | 1143 | 6226  |   |
| N of Miss                         | 337  | 209  | 190  | 285  | 1021  |   |

Table 133: How often have you used smokeless tobacco during the past 30 days?







| Response                     | 6    | 8    | 10   | 12   | Total |   |
|------------------------------|------|------|------|------|-------|---|
| Not at all                   | 98.9 | 98.4 | 97.3 | 97.3 | 98.1  |  |
| Once or twice                | 0.6  | 1.0  | 1.9  | 1.3  | 1.1   |  |
| Once or twice per week       | 0.1  | 0.2  | 0.5  | 0.5  | 0.3   |  |
| Three to five times per week | 0.1  | 0.1  | 0.1  | 0.2  | 0.1   |  |
| About once a day             | 0.2  | 0.0  | 0.1  | 0.1  | 0.1   |  |
| More than once a day         | 0.2  | 0.3  | 0.2  | 0.6  | 0.3   |  |
| N of Valid                   | 1989 | 1766 | 1322 | 1136 | 6213  |   |
| N of Miss                    | 340  | 209  | 193  | 292  | 1034  |   |

Table 134: Have you ever smoked cigarettes?






| Response                          | 6    | 8    | 10   | 12   | Total |   |
|-----------------------------------|------|------|------|------|-------|---|
| Never                             | 94.9 | 89.3 | 84.4 | 80.2 | 88.4  |  |
| Once or Twice                     | 4.2  | 8.2  | 10.7 | 10.6 | 7.9   |  |
| Once in a while but not regularly | 0.5  | 1.5  | 2.7  | 5.2  | 2.1   |  |
| Regularly in the past             | 0.3  | 0.6  | 1.7  | 2.2  | 1.0   |  |
| Regularly now                     | 0.1  | 0.3  | 0.6  | 1.8  | 0.6   |  |
| N of Valid                        | 1988 | 1761 | 1323 | 1134 | 6206  |   |
| N of Miss                         | 341  | 214  | 192  | 294  | 1041  |   |

Table 135: How frequently have you smoked cigarettes during the past 30 days?








| Response                             | 6    | 8    | 10   | 12   | Total |   |
|--------------------------------------|------|------|------|------|-------|---|
| Not at all                           | 99.2 | 98.2 | 96.7 | 94.3 | 97.5  |  |
| Less than one cigarette per day      | 0.4  | 1.4  | 2.0  | 3.0  | 1.5   |  |
| One to five cigarettes per day       | 0.1  | 0.2  | 0.8  | 1.6  | 0.6   |  |
| About one-half pack per day          | 0.2  | 0.2  | 0.4  | 0.7  | 0.3   |  |
| About one pack per day               | 0.1  | 0.0  | 0.1  | 0.2  | 0.1   |  |
| About one and one-half packs per day | 0.1  | 0.0  | 0.1  | 0.0  | 0.0   |  |
| Two packs or more per day            | 0.0  | 0.0  | 0.0  | 0.3  | 0.0   |  |
| N of Valid                           | 1981 | 1761 | 1318 | 1133 | 6193  |   |
| N of Miss                            | 348  | 214  | 197  | 295  | 1054  |   |

Table 136: Which statement best describes rules about smoking inside your home or your family cars?






| Response  | 6    | 8    | 10   | 12   | Total |   |
|---|------|------|------|------|-------|---|
| Smoking is not allowed anywhere inside your home or cars            | 66.9 | 66.3 | 69.0 | 71.4 | 68.0  |  |
| Smoking is allowed in some places and at some times or in some cars | 7.7  | 9.6  | 9.1  | 8.5  | 8.7   |  |
| Smoking is allowed anywhere inside the home or cars                 | 2.0  | 2.7  | 2.9  | 3.1  | 2.6   |  |
| There are no rules about smoking inside the home or cars            | 2.7  | 4.4  | 6.2  | 4.5  | 4.3   |  |
| I don't know  | 20.8 | 17.0 | 12.7 | 12.5 | 16.5  |  |
| N of Valid  | 1955 | 1753 | 1312 | 1129 | 6149  |   |
| N of Miss   | 374  | 222  | 203  | 299  | 1098  |   |

Table 137: Have you ever used e-cigarettes, e-cigars, or e-hookahs (vaping)?






| Response                          | 6    | 8    | 10   | 12   | Total |   |
|-----------------------------------|------|------|------|------|-------|---|
| Never                             | 96.6 | 87.9 | 75.3 | 72.1 | 85.1  |  |
| Once or Twice                     | 2.6  | 6.8  | 12.2 | 12.0 | 7.5   |  |
| Once in a while but not regularly | 0.5  | 3.3  | 7.7  | 7.9  | 4.2   |  |
| Regularly in the past             | 0.2  | 1.0  | 2.1  | 2.5  | 1.2   |  |
| Regularly now                     | 0.3  | 1.1  | 2.8  | 5.5  | 2.0   |  |
| N of Valid                        | 1956 | 1743 | 1306 | 1127 | 6132  |   |
| N of Miss                         | 373  | 232  | 209  | 301  | 1115  |   |

Table 138: How frequently have you used e-cigarettes, e-cigars, or e-hookahs (vaping)?








| Response                                   | 6    | 8    | 10   | 12   | Total |   |
|--|------|------|------|------|-------|---|
| Not at all                                 | 98.3 | 94.7 | 87.1 | 84.0 | 92.2  |  |
| Less than 10 puffs per day                 | 0.9  | 3.6  | 8.2  | 8.6  | 4.6   |  |
| 10 to 50 puffs per day                     | 0.3  | 0.9  | 3.1  | 3.8  | 1.7   |  |
| About one-half cartomiser per day          | 0.2  | 0.4  | 0.5  | 1.5  | 0.6   |  |
| About one cartomiser per day               | 0.2  | 0.3  | 0.5  | 0.9  | 0.4   |  |
| About one and one-half cartomisers per day | 0.1  | 0.0  | 0.3  | 0.4  | 0.2   |  |
| Two cartomisers or more per day            | 0.1  | 0.1  | 0.3  | 0.8  | 0.3   |  |
| N of Valid                                 | 1928 | 1736 | 1291 | 1120 | 6075  |   |
| N of Miss                                  | 401  | 239  | 224  | 308  | 1172  |   |

Table 139: During this school year, were you taught in any of your classes about the dangers of tobacco use?






| Response      | 6    | 8    | 10   | 12   | Total |   |
|---------------|------|------|------|------|-------|---|
| Never         | 33.7 | 40.8 | 48.3 | 56.1 | 43.0  |  |
| Rarely        | 15.6 | 18.5 | 18.0 | 17.1 | 17.2  |  |
| Sometimes     | 17.6 | 18.2 | 16.7 | 15.4 | 17.2  |  |
| Often         | 16.1 | 12.5 | 10.5 | 7.2  | 12.2  |  |
| Almost always | 17.0 | 10.0 | 6.5  | 4.2  | 10.4  |  |
| N of Valid    | 1911 | 1724 | 1287 | 1116 | 6038  |   |
| N of Miss     | 418  | 251  | 228  | 312  | 1209  |   |

Table 140: During the past 12 months, have you participated in any community activities to discourage people your age from using cigarettes, chewing tobacco, snuff, dip or cigars, e-cigarettes, e-cigars, or e-hookahs?






| Response      | 6    | 8    | 10   | 12   | Total |   |
|---------------|------|------|------|------|-------|---|
| Never         | 66.9 | 71.5 | 74.3 | 78.7 | 72.0  |  |
| Rarely        | 10.7 | 14.6 | 12.0 | 10.0 | 12.0  |  |
| Sometimes     | 10.3 | 7.2  | 6.7  | 6.1  | 7.9   |  |
| Often         | 5.9  | 3.8  | 4.2  | 3.4  | 4.5   |  |
| Almost always | 6.2  | 2.9  | 2.8  | 1.8  | 3.7   |  |
| N of Valid    | 1869 | 1717 | 1284 | 1111 | 5981  |   |
| N of Miss     | 460  | 258  | 231  | 317  | 1266  |   |

Table 141: Think back over the last two weeks. How many times have you had five or more alcoholic drinks in a row?

| Response         | 6    | 8    | 10   | 12   | Total |  |
|------------------|------|------|------|------|-------|--|
| None             | 97.9 | 94.8 | 90.5 | 87.4 | 93.5  |  |
| Once             | 1.0  | 2.7  | 3.6  | 5.2  | 2.8   |  |
| Twice            | 0.6  | 1.3  | 2.9  | 3.2  | 1.8   |  |
| 3-5 times        | 0.2  | 1.0  | 1.8  | 2.7  | 1.2   |  |
| 6-9 times        | 0.0  | 0.2  | 0.5  | 0.5  | 0.3   |  |
| 10 or more times | 0.3  | 0.0  | 0.6  | 1.0  | 0.4   |  |
| N of Valid       | 1904 | 1715 | 1275 | 1108 | 6002  |  |
| N of Miss        | 425  | 260  | 240  | 320  | 1245  |  |

Table 142: During the past 30 days, how many times did you ride in a car or other vehicle driven by someone who had been drinking alcohol or using drugs to get high?

| Response        | 6    | 8    | 10   | 12   | Total |  |
|-----------------|------|------|------|------|-------|--|
| 0 times         | 88.8 | 84.6 | 83.8 | 81.2 | 85.1  |  |
| 1 time          | 4.8  | 6.7  | 5.8  | 6.4  | 5.9   |  |
| 2 or 3 times    | 3.6  | 4.1  | 5.7  | 6.3  | 4.7   |  |
| 4 or 5 times    | 1.0  | 1.3  | 1.5  | 2.8  | 1.5   |  |
| 6 or more times | 1.8  | 3.3  | 3.2  | 3.3  | 2.8   |  |
| N of Valid      | 1892 | 1707 | 1274 | 1106 | 5979  |  |
| N of Miss       | 437  | 268  | 241  | 322  | 1268  |  |

Table 143: During the past 30 days, how many times did you drive a car or other vehicle when you had been drinking alcohol or using drugs to get high?

| Response                                  | 6    | 8    | 10   | 12   | Total |  |
|---|------|------|------|------|-------|--|
| I did not drive a car in the past 30 days | 51.3 | 55.2 | 48.2 | 34.2 | 48.5  |  |
| 0 times                                   | 47.3 | 42.1 | 48.1 | 56.2 | 47.7  |  |
| 1 time                                    | 0.8  | 1.3  | 1.5  | 3.7  | 1.7   |  |
| 2 or 3 times                              | 0.2  | 0.5  | 0.9  | 2.4  | 0.8   |  |
| 4 or 5 times                              | 0.3  | 0.1  | 0.5  | 1.0  | 0.4   |  |
| 6 or more times                           | 0.2  | 0.7  | 0.8  | 2.5  | 0.9   |  |
| N of Valid                                | 1834 | 1690 | 1249 | 1105 | 5878  |  |
| N of Miss                                 | 495  | 285  | 266  | 323  | 1369  |  |

Table 144: If you drank alcohol (not just a sip or taste) in the past year, where did you usually drink it?











| Response  | 6    | 8    | 10   | 12   | Total |   |
|---|------|------|------|------|-------|---|
| I did not drink alcohol in the past year  | 94.6 | 84.9 | 72.6 | 62.8 | 81.2  |  |
| At my home  | 3.0  | 7.5  | 10.5 | 12.7 | 7.7   |  |
| At someone else's home  | 1.0  | 5.2  | 12.8 | 18.2 | 7.9   |  |
| At an open area like a park, beach, field, back road, woods, or a street corner | 0.5  | 0.7  | 1.0  | 2.0  | 1.0   |  |
| At a sporting event or concert  | 0.1  | 0.4  | 0.3  | 0.3  | 0.3   |  |
| At a restaurant, bar, or a nightclub  | 0.4  | 0.4  | 0.7  | 0.8  | 0.5   |  |
| At an empty building or a construction site                                     | 0.1  | 0.1  | 0.1  | 0.3  | 0.1   |  |
| At a hotel/motel  | 0.1  | 0.5  | 1.0  | 2.2  | 0.8   |  |
| An a car  | 0.1  | 0.2  | 0.5  | 0.3  | 0.2   |  |
| At school   | 0.1  | 0.2  | 0.4  | 0.4  | 0.2   |  |
| N of Valid  | 1844 | 1684 | 1242 | 1080 | 5850  |   |
| N of Miss   | 485  | 291  | 273  | 348  | 1397  |   |

Table 145: How do you feel about someone your age having one or two drinks of an alcoholic beverage nearly every day?





| Response                       | 6    | 8    | 10   | 12   | Total |   |
|--------------------------------|------|------|------|------|-------|---|
| Neither approve nor disapprove | 23.0 | 29.0 | 29.9 | 33.8 | 28.2  |  |
| Somewhat disapprove            | 6.0  | 13.8 | 19.2 | 19.0 | 13.5  |  |
| Strongly disapprove            | 52.8 | 40.9 | 37.9 | 36.9 | 43.3  |  |
| Don't know or can't say        | 18.1 | 16.2 | 13.0 | 10.3 | 15.0  |  |
| N of Valid                     | 1868 | 1695 | 1267 | 1107 | 5937  |   |
| N of Miss                      | 461  | 280  | 248  | 321  | 1310  |   |

Table 146: On how many occasions have you had alcoholic beverages (beer, wine or hard liquor) to drink in your lifetime - more than just a few sips?






| Response   | 6    | 8    | 10   | 12   | Total |   |
|------------|------|------|------|------|-------|---|
| 0          | 93.6 | 79.4 | 65.9 | 56.3 | 76.8  |  |
| 1-2        | 4.4  | 11.1 | 14.6 | 13.8 | 10.2  |  |
| 3-5        | 1.3  | 4.9  | 8.1  | 11.4 | 5.7   |  |
| 6-9        | 0.2  | 1.7  | 5.1  | 4.9  | 2.5   |  |
| 10+        | 0.6  | 2.8  | 6.3  | 13.5 | 4.8   |  |
| N of Valid | 1881 | 1708 | 1264 | 1101 | 5954  |   |
| N of Miss  | 448  | 267  | 251  | 327  | 1293  |   |



Table 147: On how many occasions have you drunk one of more drinks of an alcoholic beverage during the past 30 days?


| Response   | 6    | 8    | 10   | 12   | Total |   |
|------------|------|------|------|------|-------|---|
| 0          | 98.6 | 94.1 | 88.1 | 80.6 | 91.7  |  |
| 1-2        | 1.0  | 4.8  | 7.7  | 12.4 | 5.6   |   |
| 3-5        | 0.3  | 0.6  | 2.1  | 4.1  | 1.5   |   |
| 6-9        | 0.0  | 0.2  | 0.9  | 1.5  | 0.5   |   |
| 10+        | 0.1  | 0.3  | 1.2  | 1.5  | 0.6   |   |
| N of Valid | 1865 | 1703 | 1258 | 1096 | 5922  |   |
| N of Miss  | 464  | 272  | 257  | 332  | 1325  |   |

Table 148: On how many occasions have you used marijuana (grass, pot) or hashish (hash, hash oil) in your lifetime?


| Response   | 6    | 8    | 10   | 12   | Total |   |
|------------|------|------|------|------|-------|---|
| 0          | 98.8 | 90.4 | 74.7 | 65.8 | 85.2  |  |
| 1-2        | 0.8  | 4.0  | 7.3  | 6.8  | 4.2   |   |
| 3-5        | 0.2  | 1.6  | 4.5  | 6.4  | 2.7   |   |
| 6-9        | 0.2  | 0.9  | 3.0  | 3.8  | 1.7   |   |
| 10+        | 0.0  | 3.1  | 10.5 | 17.3 | 6.3   |   |
| N of Valid | 1865 | 1700 | 1253 | 1093 | 5911  |   |
| N of Miss  | 464  | 275  | 262  | 335  | 1336  |   |

Table 149: On how many occasions have you used marijuana (grass, pot) or hashish (hash, hash oil) during the past 30 days?


| Response   | 6    | 8    | 10   | 12   | Total |   |
|------------|------|------|------|------|-------|---|
| 0          | 99.5 | 94.8 | 87.0 | 80.1 | 91.9  |  |
| 1-2        | 0.3  | 3.0  | 5.9  | 7.3  | 3.6   |   |
| 3-5        | 0.1  | 0.8  | 3.2  | 3.2  | 1.5   |   |
| 6-9        | 0.1  | 0.4  | 1.0  | 1.7  | 0.7   |   |
| 10+        | 0.1  | 1.1  | 2.9  | 7.7  | 2.4   |   |
| N of Valid | 1854 | 1698 | 1256 | 1093 | 5901  |   |
| N of Miss  | 475  | 277  | 259  | 335  | 1346  |   |

Table 150: On how many occasions have you used LSD or other psychedelics in your lifetime?






| Response   | 6    | 8    | 10   | 12   | Total |   |
|------------|------|------|------|------|-------|---|
| 0          | 99.7 | 99.5 | 97.8 | 96.8 | 98.7  |  |
| 1-2        | 0.3  | 0.3  | 1.6  | 1.3  | 0.7   |  |
| 3-5        | 0.1  | 0.1  | 0.3  | 0.9  | 0.3   |  |
| 6-9        | 0.0  | 0.1  | 0.2  | 0.4  | 0.2   |  |
| 10+        | 0.0  | 0.0  | 0.1  | 0.6  | 0.1   |  |
| N of Valid | 1831 | 1696 | 1253 | 1090 | 5870  |   |
| N of Miss  | 498  | 279  | 262  | 338  | 1377  |   |

Table 151: On how many occasions have you used LSD or other psychedelics during the past 30 days?




| Response   | 6    | 8    | 10   | 12   | Total |   |
|------------|------|------|------|------|-------|---|
| 0          | 99.8 | 99.8 | 99.8 | 99.1 | 99.7  |  |
| 1-2        | 0.2  | 0.2  | 0.2  | 0.7  | 0.3   |  |
| 3-5        | 0.0  | 0.0  | 0.0  | 0.0  | 0.0   |   |
| 6-9        | 0.0  | 0.0  | 0.0  | 0.0  | 0.0   |   |
| 10+        | 0.0  | 0.0  | 0.1  | 0.2  | 0.1   |  |
| N of Valid | 1829 | 1695 | 1251 | 1088 | 5863  |   |
| N of Miss  | 500  | 280  | 264  | 340  | 1384  |   |

Table 152: On how many occasions have you used cocaine or crack in your lifetime?






| Response   | 6    | 8    | 10   | 12   | Total |   |
|------------|------|------|------|------|-------|---|
| 0          | 99.8 | 99.6 | 98.9 | 97.9 | 99.2  |  |
| 1-2        | 0.1  | 0.2  | 1.0  | 1.1  | 0.5   |  |
| 3-5        | 0.0  | 0.1  | 0.1  | 0.5  | 0.1   |  |
| 6-9        | 0.1  | 0.0  | 0.1  | 0.3  | 0.1   |  |
| 10+        | 0.0  | 0.1  | 0.0  | 0.3  | 0.1   |  |
| N of Valid | 1846 | 1697 | 1252 | 1085 | 5880  |   |
| N of Miss  | 483  | 278  | 263  | 343  | 1367  |   |

Table 153: On how many occasions have you used cocaine or crack during the past 30 days?






| Response   | 6    | 8    | 10   | 12   | Total |   |
|------------|------|------|------|------|-------|---|
| 0          | 99.8 | 99.7 | 99.8 | 99.4 | 99.7  |  |
| 1-2        | 0.2  | 0.2  | 0.2  | 0.5  | 0.2   |  |
| 3-5        | 0.1  | 0.1  | 0.0  | 0.0  | 0.0   |  |
| 6-9        | 0.0  | 0.1  | 0.0  | 0.0  | 0.0   |  |
| 10+        | 0.0  | 0.0  | 0.0  | 0.1  | 0.0   |  |
| N of Valid | 1833 | 1686 | 1250 | 1084 | 5853  |   |
| N of Miss  | 496  | 289  | 265  | 344  | 1394  |   |

Table 154: On how many occasions have you sniffed glue, breathed the contents of an aerosol spray can, or inhaled other gases or sprays, in order to get high in your lifetime?






| Response   | 6    | 8    | 10   | 12   | Total |   |
|------------|------|------|------|------|-------|---|
| 0          | 96.5 | 94.3 | 93.6 | 95.9 | 95.2  |  |
| 1-2        | 2.3  | 3.3  | 4.1  | 2.2  | 2.9   |  |
| 3-5        | 0.4  | 1.2  | 1.2  | 0.6  | 0.8   |  |
| 6-9        | 0.2  | 0.4  | 0.6  | 0.2  | 0.3   |  |
| 10+        | 0.6  | 0.8  | 0.6  | 1.1  | 0.8   |  |
| N of Valid | 1849 | 1696 | 1254 | 1083 | 5882  |   |
| N of Miss  | 480  | 279  | 261  | 345  | 1365  |   |

Table 155: On how many occasions have you sniffed glue, breathed the contents of an aerosol spray can, or inhaled other gases or sprays, in order to get high during the past 30 days?






| Response   | 6    | 8    | 10   | 12   | Total |   |
|------------|------|------|------|------|-------|---|
| 0          | 98.3 | 97.7 | 98.6 | 98.9 | 98.3  |  |
| 1-2        | 1.0  | 1.8  | 1.0  | 0.5  | 1.1   |  |
| 3-5        | 0.4  | 0.2  | 0.2  | 0.5  | 0.3   |  |
| 6-9        | 0.1  | 0.2  | 0.1  | 0.1  | 0.1   |  |
| 10+        | 0.2  | 0.1  | 0.2  | 0.1  | 0.2   |  |
| N of Valid | 1829 | 1695 | 1250 | 1083 | 5857  |   |
| N of Miss  | 500  | 280  | 265  | 345  | 1390  |   |

Table 156: On how many occasions have you used Pegaramide (peg, Peggy, etc.) in your lifetime?

| Response   | 6     | 8     | 10    | 12    | Total |  |
|------------|-------|-------|-------|-------|-------|--|
| 0          | 100.0 | 100.0 | 100.0 | 100.0 | 100.0 |  |
| 1-2        | 0.0   | 0.0   | 0.0   | 0.0   | 0.0   |  |
| 3-5        | 0.0   | 0.0   | 0.0   | 0.0   | 0.0   |  |
| 6-9        | 0.0   | 0.0   | 0.0   | 0.0   | 0.0   |  |
| 10+        | 0.0   | 0.0   | 0.0   | 0.0   | 0.0   |  |
| N of Valid | 1818  | 1685  | 1247  | 1085  | 5835  |  |
| N of Miss  | 511   | 290   | 268   | 343   | 1412  |  |

Table 157: On how many occasions have you used Pegaramide (peg, Peggy, etc.) during the past 30 days?

| Response   | 6     | 8     | 10    | 12    | Total |  |
|------------|-------|-------|-------|-------|-------|--|
| 0          | 100.0 | 100.0 | 100.0 | 100.0 | 100.0 |  |
| 1-2        | 0.0   | 0.0   | 0.0   | 0.0   | 0.0   |  |
| 3-5        | 0.0   | 0.0   | 0.0   | 0.0   | 0.0   |  |
| 6-9        | 0.0   | 0.0   | 0.0   | 0.0   | 0.0   |  |
| 10+        | 0.0   | 0.0   | 0.0   | 0.0   | 0.0   |  |
| N of Valid | 1811  | 1687  | 1245  | 1083  | 5826  |  |
| N of Miss  | 518   | 288   | 270   | 345   | 1421  |  |

Table 158: On how many occasions have you used synthetic marijuana (K2, spice) in your lifetime?

| Response   | 6    | 8    | 10   | 12   | Total |  |
|------------|------|------|------|------|-------|--|
| 0          | 99.7 | 98.5 | 98.4 | 98.6 | 98.9  |  |
| 1-2        | 0.3  | 1.2  | 1.1  | 1.1  | 0.9   |  |
| 3-5        | 0.1  | 0.3  | 0.3  | 0.0  | 0.2   |  |
| 6-9        | 0.0  | 0.0  | 0.1  | 0.0  | 0.0   |  |
| 10+        | 0.0  | 0.1  | 0.1  | 0.3  | 0.1   |  |
| N of Valid | 1822 | 1692 | 1250 | 1086 | 5850  |  |
| N of Miss  | 507  | 283  | 265  | 342  | 1397  |  |

Table 159: On how many occasions have you used synthetic marijuana (K2, spice) during the past 30 days?


| Response   | 6    | 8    | 10   | 12   | Total |   |
|------------|------|------|------|------|-------|---|
| 0          | 99.7 | 99.5 | 99.4 | 99.4 | 99.5  |  |
| 1-2        | 0.3  | 0.4  | 0.4  | 0.4  | 0.3   |   |
| 3-5        | 0.0  | 0.0  | 0.2  | 0.0  | 0.0   |   |
| 6-9        | 0.0  | 0.1  | 0.0  | 0.0  | 0.0   |   |
| 10+        | 0.0  | 0.1  | 0.0  | 0.3  | 0.1   |   |
| N of Valid | 1813 | 1687 | 1250 | 1084 | 5834  |   |
| N of Miss  | 516  | 288  | 265  | 344  | 1413  |   |

Table 160: On how many occasions have you used methamphetamines (meth, speed, crank, crystal meth) in your lifetime?


| Response   | 6    | 8    | 10   | 12   | Total |   |
|------------|------|------|------|------|-------|---|
| 0          | 99.8 | 99.7 | 99.2 | 99.0 | 99.5  |  |
| 1-2        | 0.1  | 0.2  | 0.5  | 0.5  | 0.3   |   |
| 3-5        | 0.1  | 0.0  | 0.1  | 0.3  | 0.1   |   |
| 6-9        | 0.0  | 0.0  | 0.1  | 0.0  | 0.0   |   |
| 10+        | 0.0  | 0.1  | 0.2  | 0.3  | 0.1   |   |
| N of Valid | 1823 | 1687 | 1250 | 1084 | 5844  |   |
| N of Miss  | 506  | 288  | 265  | 344  | 1403  |   |

Table 161: On how many occasions have you used methamphetamines (meth, speed, crank, crystal meth) in the past 30 days?


| Response   | 6    | 8    | 10   | 12   | Total |   |
|------------|------|------|------|------|-------|---|
| 0          | 99.9 | 99.9 | 99.8 | 99.4 | 99.8  |  |
| 1-2        | 0.1  | 0.1  | 0.0  | 0.2  | 0.1   |   |
| 3-5        | 0.0  | 0.0  | 0.1  | 0.1  | 0.0   |   |
| 6-9        | 0.0  | 0.0  | 0.0  | 0.0  | 0.0   |   |
| 10+        | 0.0  | 0.1  | 0.2  | 0.3  | 0.1   |   |
| N of Valid | 1811 | 1688 | 1247 | 1082 | 5828  |   |
| N of Miss  | 518  | 287  | 268  | 346  | 1419  |   |

Table 162: On how many occasions have you used other chemical products (bath salts, plant food, etc.) in your lifetime?


| Response   | 6    | 8    | 10   | 12   | Total |   |
|------------|------|------|------|------|-------|---|
| 0          | 97.0 | 98.2 | 99.2 | 99.6 | 98.3  |  |
| 1-2        | 1.8  | 1.1  | 0.5  | 0.4  | 1.1   |   |
| 3-5        | 0.6  | 0.4  | 0.1  | 0.0  | 0.3   |   |
| 6-9        | 0.3  | 0.1  | 0.1  | 0.0  | 0.1   |   |
| 10+        | 0.3  | 0.2  | 0.2  | 0.0  | 0.2   |   |
| N of Valid | 1815 | 1687 | 1250 | 1083 | 5835  |   |
| N of Miss  | 514  | 288  | 265  | 345  | 1412  |   |

Table 163: On how many occasions have you used other chemical products (bath salts, plant food, etc.) during the past 30 days?


| Response   | 6    | 8    | 10   | 12    | Total |   |
|------------|------|------|------|-------|-------|---|
| 0          | 98.8 | 99.2 | 99.8 | 100.0 | 99.4  |  |
| 1-2        | 0.6  | 0.5  | 0.1  | 0.0   | 0.3   |   |
| 3-5        | 0.2  | 0.1  | 0.1  | 0.0   | 0.1   |   |
| 6-9        | 0.1  | 0.1  | 0.0  | 0.0   | 0.1   |   |
| 10+        | 0.2  | 0.2  | 0.0  | 0.0   | 0.1   |   |
| N of Valid | 1802 | 1681 | 1248 | 1080  | 5811  |   |
| N of Miss  | 527  | 294  | 267  | 348   | 1436  |   |

Table 164: On how many occasions have you used heroin or other opiates in your lifetime?


| Response   | 6    | 8    | 10   | 12   | Total |   |
|------------|------|------|------|------|-------|---|
| 0          | 99.8 | 99.6 | 99.2 | 98.6 | 99.4  |  |
| 1-2        | 0.1  | 0.4  | 0.1  | 0.7  | 0.3   |   |
| 3-5        | 0.1  | 0.0  | 0.2  | 0.1  | 0.1   |   |
| 6-9        | 0.0  | 0.0  | 0.2  | 0.2  | 0.1   |   |
| 10+        | 0.0  | 0.1  | 0.3  | 0.4  | 0.2   |   |
| N of Valid | 1802 | 1690 | 1250 | 1080 | 5822  |   |
| N of Miss  | 527  | 285  | 265  | 348  | 1425  |   |

Table 165: On how many occasions have you used heroin or other opiates during the past 30 days?

| Response   | 6     | 8    | 10   | 12   | Total |  |
|------------|-------|------|------|------|-------|--|
| 0          | 100.0 | 99.8 | 99.7 | 99.4 | 99.8  |  |
| 1-2        | 0.0   | 0.1  | 0.2  | 0.5  | 0.2   |  |
| 3-5        | 0.0   | 0.0  | 0.0  | 0.1  | 0.0   |  |
| 6-9        | 0.0   | 0.0  | 0.1  | 0.0  | 0.0   |  |
| 10+        | 0.0   | 0.1  | 0.1  | 0.0  | 0.0   |  |
| N of Valid | 1786  | 1680 | 1248 | 1077 | 5791  |  |
| N of Miss  | 543   | 295  | 267  | 351  | 1456  |  |

Table 166: On how many occasions have you used MDMA ('X', 'E', or ecstasy) in your lifetime?

| Response   | 6    | 8    | 10   | 12   | Total |  |
|------------|------|------|------|------|-------|--|
| 0          | 99.9 | 99.8 | 98.6 | 98.2 | 99.3  |  |
| 1-2        | 0.1  | 0.0  | 1.0  | 1.3  | 0.5   |  |
| 3-5        | 0.0  | 0.2  | 0.3  | 0.4  | 0.2   |  |
| 6-9        | 0.0  | 0.0  | 0.0  | 0.1  | 0.0   |  |
| 10+        | 0.0  | 0.0  | 0.2  | 0.0  | 0.0   |  |
| N of Valid | 1791 | 1686 | 1248 | 1075 | 5800  |  |
| N of Miss  | 538  | 289  | 267  | 353  | 1447  |  |

Table 167: On how many occasions have you used MDMA ('X', 'E', or ecstasy) during the past 30 days?

| Response   | 6     | 8    | 10   | 12   | Total |  |
|------------|-------|------|------|------|-------|--|
| 0          | 100.0 | 99.8 | 99.8 | 99.7 | 99.8  |  |
| 1-2        | 0.0   | 0.1  | 0.2  | 0.2  | 0.1   |  |
| 3-5        | 0.0   | 0.1  | 0.0  | 0.1  | 0.0   |  |
| 6-9        | 0.0   | 0.0  | 0.0  | 0.0  | 0.0   |  |
| 10+        | 0.0   | 0.0  | 0.0  | 0.0  | 0.0   |  |
| N of Valid | 1778  | 1677 | 1245 | 1074 | 5774  |  |
| N of Miss  | 551   | 298  | 270  | 354  | 1473  |  |

Table 168: On how many occasions have you taken prescription drugs (such as Valium, Xanax, Ritalin, Adderall, OxyContin, Tramadol, or sleeping pills) not prescribed to you in your lifetime?

| Response   | 6    | 8    | 10   | 12   | Total |  |
|------------|------|------|------|------|-------|--|
| 0          | 96.4 | 95.1 | 90.1 | 88.3 | 93.2  |  |
| 1-2        | 1.8  | 2.3  | 3.4  | 5.1  | 2.9   |  |
| 3-5        | 0.4  | 1.2  | 2.9  | 3.1  | 1.6   |  |
| 6-9        | 0.2  | 0.4  | 1.0  | 0.5  | 0.5   |  |
| 10+        | 1.3  | 1.0  | 2.6  | 3.1  | 1.8   |  |
| N of Valid | 1811 | 1688 | 1247 | 1080 | 5826  |  |
| N of Miss  | 518  | 287  | 268  | 348  | 1421  |  |

Table 169: On how many occasions have you taken prescription drugs (such as Valium, Xanax, Ritalin, Adderall, OxyContin, Tramadol, or sleeping pills) not prescribed to you during the past 30 days?

| Response   | 6    | 8    | 10   | 12   | Total |  |
|------------|------|------|------|------|-------|--|
| 0          | 98.2 | 97.4 | 95.7 | 95.4 | 96.9  |  |
| 1-2        | 0.7  | 1.6  | 2.6  | 2.6  | 1.7   |  |
| 3-5        | 0.3  | 0.6  | 0.9  | 0.9  | 0.6   |  |
| 6-9        | 0.1  | 0.1  | 0.4  | 0.3  | 0.2   |  |
| 10+        | 0.6  | 0.2  | 0.4  | 0.8  | 0.5   |  |
| N of Valid | 1801 | 1685 | 1247 | 1081 | 5814  |  |
| N of Miss  | 528  | 290  | 268  | 347  | 1433  |  |

Table 170: On how many occasions have you taken non-prescription medicines such as diet pills (for example, Dietac, Dexatrim or Prolamine), stay-awake pills (for example No-Doz, Vivarin, or Wake), or cough or cold medicines (robos, DXM, etc.) to get high in your lifetime?

| Response   | 6    | 8    | 10   | 12   | Total |  |
|------------|------|------|------|------|-------|--|
| 0          | 98.6 | 97.8 | 95.6 | 96.6 | 97.3  |  |
| 1-2        | 0.6  | 0.9  | 1.4  | 1.4  | 1.0   |  |
| 3-5        | 0.2  | 0.4  | 1.1  | 1.0  | 0.6   |  |
| 6-9        | 0.1  | 0.2  | 0.4  | 0.1  | 0.2   |  |
| 10+        | 0.6  | 0.6  | 1.4  | 0.9  | 0.8   |  |
| N of Valid | 1813 | 1689 | 1250 | 1079 | 5831  |  |
| N of Miss  | 516  | 286  | 265  | 349  | 1416  |  |



Table 171: On how many occasions have you taken non-prescription medicines such as diet pills (for example, Dietac, Dexatrim or Prolamine), stay-awake pills (for example No-Doz, Vivarin, or Wake), or cough or cold medicines (robos, DXM, etc.) to get high during the past 30 days?






| Response   | 6    | 8    | 10   | 12   | Total |   |
|------------|------|------|------|------|-------|---|
| 0          | 99.1 | 98.5 | 98.4 | 98.7 | 98.7  |  |
| 1-2        | 0.7  | 0.7  | 0.7  | 0.8  | 0.7   |  |
| 3-5        | 0.1  | 0.5  | 0.6  | 0.4  | 0.4   |  |
| 6-9        | 0.0  | 0.1  | 0.2  | 0.1  | 0.1   |  |
| 10+        | 0.2  | 0.2  | 0.2  | 0.0  | 0.2   |  |
| N of Valid | 1799 | 1688 | 1250 | 1076 | 5813  |   |
| N of Miss  | 530  | 287  | 265  | 352  | 1434  |   |

Table 172: On how many occasions have you been drunk or very high from drinking alcoholic beverages during the past 30 days?






| Response   | 6    | 8    | 10   | 12   | Total |   |
|------------|------|------|------|------|-------|---|
| 0          | 99.3 | 97.0 | 91.8 | 88.0 | 94.9  |  |
| 1-2        | 0.3  | 2.0  | 4.6  | 6.6  | 2.9   |  |
| 3-5        | 0.2  | 0.6  | 2.2  | 2.9  | 1.2   |  |
| 6-9        | 0.0  | 0.2  | 0.6  | 1.2  | 0.4   |  |
| 10+        | 0.1  | 0.2  | 0.8  | 1.2  | 0.5   |  |
| N of Valid | 1803 | 1683 | 1253 | 1070 | 5809  |   |
| N of Miss  | 526  | 292  | 262  | 358  | 1438  |   |

Table 173: On how many occasions have you drunk flavored alcoholic beverages, sometimes called 'alcopops' (like Mike's Hard Lemonade, Smirnoff Ice, Bacardi Breezers, etc.) in your lifetime?






| Response   | 6    | 8    | 10   | 12   | Total |   |
|------------|------|------|------|------|-------|---|
| 0          | 98.0 | 90.9 | 81.0 | 74.2 | 87.9  |  |
| 1-2        | 1.3  | 5.3  | 8.7  | 8.5  | 5.4   |  |
| 3-5        | 0.4  | 1.8  | 4.3  | 6.9  | 2.8   |  |
| 6-9        | 0.1  | 0.9  | 2.7  | 3.5  | 1.5   |  |
| 10+        | 0.3  | 1.1  | 3.2  | 6.9  | 2.3   |  |
| N of Valid | 1815 | 1688 | 1249 | 1078 | 5830  |   |
| N of Miss  | 514  | 287  | 266  | 350  | 1417  |   |

Table 174: On how many occasions have you drunk flavored alcoholic beverages, sometimes called 'alcopops' (like Mike's Hard Lemonade, Smirnoff Ice, Bacardi Breezers, etc.) during the past 30 days?






| Response   | 6    | 8    | 10   | 12   | Total |   |
|------------|------|------|------|------|-------|---|
| 0          | 99.2 | 96.4 | 93.9 | 89.5 | 95.4  |  |
| 1-2        | 0.6  | 2.7  | 4.3  | 7.0  | 3.2   |  |
| 3-5        | 0.2  | 0.7  | 1.0  | 2.5  | 0.9   |  |
| 6-9        | 0.0  | 0.1  | 0.5  | 0.6  | 0.3   |  |
| 10+        | 0.1  | 0.1  | 0.3  | 0.4  | 0.2   |  |
| N of Valid | 1784 | 1679 | 1251 | 1078 | 5792  |   |
| N of Miss  | 545  | 296  | 264  | 350  | 1455  |   |

Table 175: If you smoked cigarettes (not just a puff or drag) in the past year, how did you usually get them?













| Response  | 6    | 8    | 10   | 12   | Total |   |
|---|------|------|------|------|-------|---|
| I did not smoke cigarettes in the past year         | 96.9 | 94.0 | 91.0 | 88.4 | 93.2  |    |
| I bought them myself with a fake ID                 | 0.2  | 0.1  | 0.0  | 0.4  | 0.1   |    |
| I bought them myself without a fake ID              | 0.1  | 0.0  | 0.2  | 1.3  | 0.3   |    |
| I got them from someone I know age 18 or older      | 0.5  | 0.9  | 2.1  | 4.1  | 1.6   |    |
| I got them from someone I know under age 18         | 0.3  | 0.4  | 2.5  | 1.4  | 1.0   |    |
| I got them from my brother or sister                | 0.1  | 0.4  | 0.2  | 0.4  | 0.3   |    |
| I got them from home with my parents' permission    | 0.0  | 0.2  | 0.2  | 0.4  | 0.2   |    |
| I got them from home without my parents' permission | 0.2  | 0.9  | 0.4  | 0.2  | 0.4   |  |
| I got them from another relative                    | 0.1  | 0.3  | 0.3  | 0.7  | 0.3   |  |
| A stranger bought them for me                       | 0.0  | 0.1  | 0.2  | 0.2  | 0.1   |  |
| I took them from a store or shop                    | 0.1  | 0.1  | 0.1  | 0.1  | 0.1   |  |
| Other   | 1.7  | 2.9  | 2.7  | 2.4  | 2.4   |  |
| N of Valid  | 1730 | 1643 | 1202 | 1044 | 5619  |   |
| N of Miss   | 599  | 332  | 313  | 384  | 1628  |   |

Table 176: If you used e-cigarettes, e-cigars, or e-hookahs (not just a puff or drag) in the past year, how did you usually get them? - I did not use e-cigarettes, e-cigars, or e-hookahs in the past year



| Response   | 6    | 8    | 10   | 12   | Total |   |
|------------|------|------|------|------|-------|---|
| No         | 1.9  | 6.7  | 15.6 | 17.6 | 9.2   |  |
| Yes        | 98.1 | 93.3 | 84.4 | 82.4 | 90.8  |  |
| N of Valid | 1694 | 1627 | 1203 | 1034 | 5558  |   |
| N of Miss  | 0    | 0    | 0    | 0    | 0     |   |

Table 177: If you used e-cigarettes, e-cigars, or e-hookahs (not just a puff or drag) in the past year, how did you usually get them? - I bought them in a store such as a convenience store, supermarket, discount store, or gas station



| Response   | 6    | 8    | 10   | 12   | Total |   |
|------------|------|------|------|------|-------|---|
| No         | 99.8 | 99.8 | 99.3 | 97.5 | 99.2  |  |
| Yes        | 0.2  | 0.2  | 0.7  | 2.5  | 0.8   |  |
| N of Valid | 1694 | 1627 | 1203 | 1034 | 5558  |   |
| N of Miss  | 0    | 0    | 0    | 0    | 0     |   |

Table 178: If you used e-cigarettes, e-cigars, or e-hookahs (not just a puff or drag) in the past year, how did you usually get them? - I got them on the Internet



| Response   | 6    | 8    | 10   | 12   | Total |  |
|------------|------|------|------|------|-------|--|
| No         | 99.9 | 99.6 | 99.4 | 99.2 | 99.6  |   |
| Yes        | 0.1  | 0.4  | 0.6  | 0.8  | 0.4   |  |
| N of Valid | 1694 | 1627 | 1203 | 1034 | 5558  |  |
| N of Miss  | 0    | 0    | 0    | 0    | 0     |  |

Table 179: If you used e-cigarettes, e-cigars, or e-hookahs (not just a puff or drag) in the past year, how did you usually get them? - I got them at a store that sells electronic cigarettes, such as a "vape shop"



| Response   | 6    | 8    | 10   | 12   | Total |   |
|------------|------|------|------|------|-------|---|
| No         | 99.9 | 99.4 | 99.6 | 96.7 | 99.1  |  |
| Yes        | 0.1  | 0.6  | 0.4  | 3.3  | 0.9   |  |
| N of Valid | 1694 | 1627 | 1203 | 1034 | 5558  |   |
| N of Miss  | 0    | 0    | 0    | 0    | 0     |   |

Table 180: If you used e-cigarettes, e-cigars, or e-hookahs (not just a puff or drag) in the past year, how did you usually get them? - I got them from a family member



| Response   | 6    | 8    | 10   | 12   | Total |   |
|------------|------|------|------|------|-------|---|
| No         | 99.4 | 98.5 | 97.4 | 98.0 | 98.4  |  |
| Yes        | 0.6  | 1.5  | 2.6  | 2.0  | 1.6   |  |
| N of Valid | 1694 | 1627 | 1203 | 1034 | 5558  |   |
| N of Miss  | 0    | 0    | 0    | 0    | 0     |   |

Table 181: If you used e-cigarettes, e-cigars, or e-hookahs (not just a puff or drag) in the past year, how did you usually get them? - I got them from a friend



| Response   | 6    | 8    | 10   | 12   | Total |   |
|------------|------|------|------|------|-------|---|
| No         | 99.5 | 96.3 | 89.9 | 90.9 | 94.9  |  |
| Yes        | 0.5  | 3.7  | 10.1 | 9.1  | 5.1   |  |
| N of Valid | 1694 | 1627 | 1203 | 1034 | 5558  |   |
| N of Miss  | 0    | 0    | 0    | 0    | 0     |   |

Table 182: If you used e-cigarettes, e-cigars, or e-hookahs (not just a puff or drag) in the past year, how did you usually get them? - A stranger got them for me



| Response   | 6    | 8    | 10   | 12   | Total |   |
|------------|------|------|------|------|-------|---|
| No         | 99.9 | 99.9 | 99.8 | 99.7 | 99.8  |  |
| Yes        | 0.1  | 0.1  | 0.2  | 0.3  | 0.2   |  |
| N of Valid | 1694 | 1627 | 1203 | 1034 | 5558  |   |
| N of Miss  | 0    | 0    | 0    | 0    | 0     |   |

Table 183: If you used e-cigarettes, e-cigars, or e-hookahs (not just a puff or drag) in the past year, how did you usually get them? - I took them from a store or shop



| Response   | 6     | 8    | 10   | 12   | Total |   |
|------------|-------|------|------|------|-------|---|
| No         | 100.0 | 99.8 | 99.9 | 99.7 | 99.9  |  |
| Yes        | 0.0   | 0.2  | 0.1  | 0.3  | 0.1   |  |
| N of Valid | 1694  | 1627 | 1203 | 1034 | 5558  |   |
| N of Miss  | 0     | 0    | 0    | 0    | 0     |   |

Table 184: If you used e-cigarettes, e-cigars, or e-hookahs (not just a puff or drag) in the past year, how did you usually get them? - I got them some other way



| Response   | 6    | 8    | 10   | 12   | Total |   |
|------------|------|------|------|------|-------|---|
| No         | 99.4 | 99.0 | 98.6 | 98.3 | 98.9  |  |
| Yes        | 0.6  | 1.0  | 1.4  | 1.7  | 1.1   |  |
| N of Valid | 1694 | 1627 | 1203 | 1034 | 5558  |   |
| N of Miss  | 0    | 0    | 0    | 0    | 0     |   |

Table 185: If you used marijuana (grass, pot) (not just a puff or drag) in the past year, how did you usually get it? - I did not use marijuana (grass, pot) in the past year



| Response   | 6    | 8    | 10   | 12   | Total |   |
|------------|------|------|------|------|-------|---|
| No         | 2.3  | 10.6 | 23.9 | 30.1 | 14.6  |  |
| Yes        | 97.7 | 89.4 | 76.1 | 69.9 | 85.4  |  |
| N of Valid | 1687 | 1628 | 1200 | 1044 | 5559  |   |
| N of Miss  | 0    | 0    | 0    | 0    | 0     |   |

Table 186: If you used marijuana (grass, pot) (not just a puff or drag) in the past year, how did you usually get it? - I bought it myself



| Response   | 6    | 8    | 10   | 12   | Total |   |
|------------|------|------|------|------|-------|---|
| No         | 99.4 | 97.8 | 91.0 | 85.8 | 94.6  |  |
| Yes        | 0.6  | 2.2  | 9.0  | 14.2 | 5.4   |  |
| N of Valid | 1687 | 1628 | 1200 | 1044 | 5559  |   |
| N of Miss  | 0    | 0    | 0    | 0    | 0     |   |

Table 187: If you used marijuana (grass, pot) (not just a puff or drag) in the past year, how did you usually get it? - I got it from someone at school



| Response   | 6    | 8    | 10   | 12   | Total |   |
|------------|------|------|------|------|-------|---|
| No         | 99.9 | 98.0 | 95.7 | 95.9 | 97.7  |  |
| Yes        | 0.1  | 2.0  | 4.3  | 4.1  | 2.3   |  |
| N of Valid | 1687 | 1628 | 1200 | 1044 | 5559  |   |
| N of Miss  | 0    | 0    | 0    | 0    | 0     |   |

Table 188: If you used marijuana (grass, pot) (not just a puff or drag) in the past year, how did you usually get it? - I got it from someone with a medical marijuana card



| Response   | 6     | 8    | 10   | 12   | Total |   |
|------------|-------|------|------|------|-------|---|
| No         | 100.0 | 99.6 | 99.8 | 99.6 | 99.8  |  |
| Yes        | 0.0   | 0.4  | 0.2  | 0.4  | 0.2   |  |
| N of Valid | 1687  | 1628 | 1200 | 1044 | 5559  |   |
| N of Miss  | 0     | 0    | 0    | 0    | 0     |   |

Table 189: If you used marijuana (grass, pot) (not just a puff or drag) in the past year, how did you usually get it? - I got it from my brother or sister



| Response   | 6    | 8    | 10   | 12   | Total |   |
|------------|------|------|------|------|-------|---|
| No         | 99.8 | 98.8 | 97.9 | 97.9 | 98.7  |  |
| Yes        | 0.2  | 1.2  | 2.1  | 2.1  | 1.3   |  |
| N of Valid | 1687 | 1628 | 1200 | 1044 | 5559  |   |
| N of Miss  | 0    | 0    | 0    | 0    | 0     |   |

Table 190: If you used marijuana (grass, pot) (not just a puff or drag) in the past year, how did you usually get it? - I got it from another relative



| Response   | 6    | 8    | 10   | 12   | Total |   |
|------------|------|------|------|------|-------|---|
| No         | 99.9 | 98.1 | 97.4 | 97.2 | 98.3  |  |
| Yes        | 0.1  | 1.9  | 2.6  | 2.8  | 1.7   |  |
| N of Valid | 1687 | 1628 | 1200 | 1044 | 5559  |   |
| N of Miss  | 0    | 0    | 0    | 0    | 0     |   |

Table 191: If you used marijuana (grass, pot) (not just a puff or drag) in the past year, how did you usually get it? - Other



| Response   | 6    | 8    | 10   | 12   | Total |   |
|------------|------|------|------|------|-------|---|
| No         | 98.3 | 94.5 | 92.2 | 90.7 | 94.5  |  |
| Yes        | 1.7  | 5.5  | 7.8  | 9.3  | 5.5   |  |
| N of Valid | 1687 | 1628 | 1200 | 1044 | 5559  |   |
| N of Miss  | 0    | 0    | 0    | 0    | 0     |   |

Table 192: If you drank alcohol (not just a sip or taste) in the past year, how did you usually get it?













| Response  | 6    | 8    | 10   | 12   | Total |   |
|---|------|------|------|------|-------|---|
| I did not drink alcohol in the past year          | 96.0 | 86.6 | 73.9 | 64.0 | 82.5  |  |
| I bought it myself with a fake ID                 | 0.1  | 0.2  | 0.3  | 0.7  | 0.3   |  |
| I bought it myself without a fake ID              | 0.1  | 0.2  | 0.5  | 0.3  | 0.2   |  |
| I got it from someone I know age 21 or older      | 0.7  | 1.8  | 4.9  | 10.6 | 3.8   |  |
| I got it from someone I know under age 21         | 0.0  | 1.2  | 4.4  | 6.5  | 2.5   |  |
| I got it from my brother or sister                | 0.2  | 0.9  | 1.0  | 1.5  | 0.8   |  |
| I got it from home with my parents' permission    | 0.8  | 2.5  | 4.1  | 7.4  | 3.2   |  |
| I got it from home without my parents' permission | 0.4  | 1.7  | 3.8  | 2.1  | 1.8   |  |
| I got it from another relative                    | 0.3  | 1.4  | 1.6  | 1.9  | 1.2   |  |
| A stranger bought it for me                       | 0.1  | 0.2  | 0.4  | 0.4  | 0.2   |  |
| I took it from a store or shop                    | 0.1  | 0.3  | 0.2  | 0.1  | 0.2   |  |
| Other   | 1.4  | 3.1  | 4.9  | 4.5  | 3.2   |  |
| N of Valid  | 1695 | 1622 | 1195 | 1038 | 5550  |   |
| N of Miss   | 634  | 353  | 320  | 390  | 1697  |   |

Table 193: If you used prescription drugs or over the counter drugs without a doctor telling you to use it or for the purpose of getting high, where did you get these drugs? - Did not use



| Response   | 6    | 8    | 10   | 12   | Total |   |
|------------|------|------|------|------|-------|---|
| No         | 1.0  | 2.6  | 6.8  | 8.3  | 4.1   |  |
| Yes        | 99.0 | 97.4 | 93.2 | 91.7 | 95.9  |  |
| N of Valid | 1689 | 1619 | 1198 | 1037 | 5543  |   |
| N of Miss  | 0    | 0    | 0    | 0    | 0     |   |

Table 194: If you used prescription drugs or over the counter drugs without a doctor telling you to use it or for the purpose of getting high, where did you get these drugs? -  
Bought or took from store or shop



| Response   | 6     | 8    | 10   | 12   | Total |   |
|------------|-------|------|------|------|-------|---|
| No         | 100.0 | 99.8 | 99.3 | 98.6 | 99.5  |  |
| Yes        | 0.0   | 0.2  | 0.7  | 1.4  | 0.5   |  |
| N of Valid | 1689  | 1619 | 1198 | 1037 | 5543  |   |
| N of Miss  | 0     | 0    | 0    | 0    | 0     |   |

Table 195: If you used prescription drugs or over the counter drugs without a doctor telling you to use it or for the purpose of getting high, where did you get these drugs? -  
Got from parents with permission



| Response   | 6    | 8    | 10   | 12   | Total |   |
|------------|------|------|------|------|-------|---|
| No         | 99.8 | 99.2 | 98.7 | 98.9 | 99.2  |  |
| Yes        | 0.2  | 0.8  | 1.3  | 1.1  | 0.8   |  |
| N of Valid | 1689 | 1619 | 1198 | 1037 | 5543  |   |
| N of Miss  | 0    | 0    | 0    | 0    | 0     |   |

Table 196: If you used prescription drugs or over the counter drugs without a doctor telling you to use it or for the purpose of getting high, where did you get these drugs? -  
Got from home without permission



| Response   | 6    | 8    | 10   | 12   | Total |   |
|------------|------|------|------|------|-------|---|
| No         | 99.8 | 99.8 | 98.9 | 98.6 | 99.4  |   |
| Yes        | 0.2  | 0.2  | 1.1  | 1.4  | 0.6   |  |
| N of Valid | 1689 | 1619 | 1198 | 1037 | 5543  |   |
| N of Miss  | 0    | 0    | 0    | 0    | 0     |   |

Table 197: If you used prescription drugs or over the counter drugs without a doctor telling you to use it or for the purpose of getting high, where did you get these drugs? -  
Got from relative with permission



| Response   | 6    | 8    | 10   | 12   | Total |   |
|------------|------|------|------|------|-------|---|
| No         | 99.9 | 99.7 | 99.5 | 99.3 | 99.6  |  |
| Yes        | 0.1  | 0.3  | 0.5  | 0.7  | 0.4   |  |
| N of Valid | 1689 | 1619 | 1198 | 1037 | 5543  |   |
| N of Miss  | 0    | 0    | 0    | 0    | 0     |   |



Table 198: If you used prescription drugs or over the counter drugs without a doctor telling you to use it or for the purpose of getting high, where did you get these drugs? -  
Got from relative without permission



| Response   | 6     | 8    | 10   | 12   | Total |   |
|------------|-------|------|------|------|-------|---|
| No         | 100.0 | 99.9 | 99.5 | 99.6 | 99.8  |  |
| Yes        | 0.0   | 0.1  | 0.5  | 0.4  | 0.2   |  |
| N of Valid | 1689  | 1619 | 1198 | 1037 | 5543  |   |
| N of Miss  | 0     | 0    | 0    | 0    | 0     |   |

Table 199: If you used prescription drugs or over the counter drugs without a doctor telling you to use it or for the purpose of getting high, where did you get these drugs? -  
Got from friend's home with permission



| Response   | 6    | 8    | 10   | 12   | Total |   |
|------------|------|------|------|------|-------|---|
| No         | 99.6 | 99.8 | 99.3 | 99.6 | 99.6  |  |
| Yes        | 0.4  | 0.2  | 0.7  | 0.4  | 0.4   |  |
| N of Valid | 1689 | 1619 | 1198 | 1037 | 5543  |   |
| N of Miss  | 0    | 0    | 0    | 0    | 0     |   |

Table 200: If you used prescription drugs or over the counter drugs without a doctor telling you to use it or for the purpose of getting high, where did you get these drugs? -  
Got from friend's home without permission



| Response   | 6     | 8     | 10   | 12   | Total |   |
|------------|-------|-------|------|------|-------|---|
| No         | 100.0 | 100.0 | 99.4 | 99.8 | 99.8  |   |
| Yes        | 0.0   | 0.0   | 0.6  | 0.2  | 0.2   |  |
| N of Valid | 1689  | 1619  | 1198 | 1037 | 5543  |   |
| N of Miss  | 0     | 0     | 0    | 0    | 0     |   |

Table 201: If you used prescription drugs or over the counter drugs without a doctor telling you to use it or for the purpose of getting high, where did you get these drugs? -  
Got from friend at school



| Response   | 6    | 8    | 10   | 12   | Total |   |
|------------|------|------|------|------|-------|---|
| No         | 99.9 | 99.7 | 98.4 | 99.0 | 99.4  |  |
| Yes        | 0.1  | 0.3  | 1.6  | 1.0  | 0.6   |  |
| N of Valid | 1689 | 1619 | 1198 | 1037 | 5543  |   |
| N of Miss  | 0    | 0    | 0    | 0    | 0     |   |

Table 202: If you used prescription drugs or over the counter drugs without a doctor telling you to use it or for the purpose of getting high, where did you get these drugs? -  
Got from friend at party



| Response   | 6    | 8    | 10   | 12   | Total |   |
|------------|------|------|------|------|-------|---|
| No         | 99.8 | 99.8 | 99.2 | 99.5 | 99.6  |  |
| Yes        | 0.2  | 0.2  | 0.8  | 0.5  | 0.4   |  |
| N of Valid | 1689 | 1619 | 1198 | 1037 | 5543  |   |
| N of Miss  | 0    | 0    | 0    | 0    | 0     |   |

Table 203: If you used prescription drugs or over the counter drugs without a doctor telling you to use it or for the purpose of getting high, where did you get these drugs? -  
Got from friend, elsewhere



| Response   | 6    | 8    | 10   | 12   | Total |   |
|------------|------|------|------|------|-------|---|
| No         | 99.9 | 99.2 | 98.4 | 98.0 | 99.0  |  |
| Yes        | 0.1  | 0.8  | 1.6  | 2.0  | 1.0   |  |
| N of Valid | 1689 | 1619 | 1198 | 1037 | 5543  |   |
| N of Miss  | 0    | 0    | 0    | 0    | 0     |   |

Table 204: If you used prescription drugs or over the counter drugs without a doctor telling you to use it or for the purpose of getting high, where did you get these drugs? -  
Got from internet sale



| Response   | 6    | 8    | 10   | 12   | Total |   |
|------------|------|------|------|------|-------|---|
| No         | 99.8 | 99.9 | 99.7 | 99.2 | 99.7  |   |
| Yes        | 0.2  | 0.1  | 0.3  | 0.8  | 0.3   |  |
| N of Valid | 1689 | 1619 | 1198 | 1037 | 5543  |   |
| N of Miss  | 0    | 0    | 0    | 0    | 0     |   |

Table 205: During the last month, about how many marijuana cigarettes, or the equivalent, did you smoke a day, on the average?

| Response          | 6    | 8    | 10   | 12   | Total |  |
|-------------------|------|------|------|------|-------|--|
| None              | 98.9 | 94.9 | 87.3 | 82.9 | 92.3  |  |
| Less than 1 a day | 0.3  | 1.9  | 5.4  | 6.4  | 3.0   |  |
| 1 a day           | 0.1  | 1.0  | 2.4  | 3.0  | 1.4   |  |
| 2-3 a day         | 0.4  | 1.4  | 2.4  | 3.9  | 1.8   |  |
| 4-6 a day         | 0.2  | 0.6  | 1.6  | 1.5  | 0.8   |  |
| 7-10 a day        | 0.1  | 0.1  | 0.3  | 1.1  | 0.3   |  |
| 11 or more a day  | 0.1  | 0.1  | 0.5  | 1.3  | 0.4   |  |
| N of Valid        | 1701 | 1620 | 1201 | 1032 | 5554  |  |
| N of Miss         | 628  | 355  | 314  | 396  | 1693  |  |

Table 206: How wrong do your friends feel it would be for YOU to: have one or two drinks of an alcoholic beverage nearly every day?

| Response           | 6    | 8    | 10   | 12   | Total |  |
|--------------------|------|------|------|------|-------|--|
| Very wrong         | 83.4 | 67.5 | 56.3 | 55.6 | 67.7  |  |
| Wrong              | 11.4 | 17.7 | 22.6 | 20.0 | 17.3  |  |
| A little bit wrong | 3.4  | 9.7  | 14.0 | 13.9 | 9.5   |  |
| Not at all wrong   | 1.9  | 5.1  | 7.1  | 10.5 | 5.5   |  |
| N of Valid         | 1708 | 1619 | 1204 | 1038 | 5569  |  |
| N of Miss          | 621  | 356  | 311  | 390  | 1678  |  |

Table 207: How wrong do your friends feel it would be for YOU to: smoke tobacco?

| Response           | 6    | 8    | 10   | 12   | Total |  |
|--------------------|------|------|------|------|-------|--|
| Very wrong         | 88.6 | 76.0 | 66.5 | 66.3 | 76.0  |  |
| Wrong              | 7.9  | 15.4 | 20.6 | 17.1 | 14.6  |  |
| A little bit wrong | 1.7  | 5.3  | 7.9  | 8.7  | 5.4   |  |
| Not at all wrong   | 1.7  | 3.3  | 5.0  | 7.8  | 4.0   |  |
| N of Valid         | 1679 | 1615 | 1194 | 1034 | 5522  |  |
| N of Miss          | 650  | 360  | 321  | 394  | 1725  |  |

Table 208: How wrong do your friends feel it would be for YOU to: smoke marijuana?





| Response           | 6    | 8    | 10   | 12   | Total |   |
|--------------------|------|------|------|------|-------|---|
| Very wrong         | 89.5 | 65.9 | 41.2 | 37.5 | 62.3  |  |
| Wrong              | 6.4  | 12.7 | 17.3 | 12.5 | 11.7  |  |
| A little bit wrong | 2.2  | 10.6 | 18.1 | 19.7 | 11.4  |  |
| Not at all wrong   | 2.0  | 10.9 | 23.5 | 30.3 | 14.6  |  |
| N of Valid         | 1661 | 1611 | 1193 | 1031 | 5496  |   |
| N of Miss          | 668  | 364  | 322  | 397  | 1751  |   |

Table 209: How wrong do your friends feel it would be for YOU to: use prescription drugs not prescribed to you?





| Response           | 6    | 8    | 10   | 12   | Total |   |
|--------------------|------|------|------|------|-------|---|
| Very wrong         | 87.8 | 77.1 | 70.6 | 70.3 | 77.6  |  |
| Wrong              | 8.4  | 13.9 | 15.9 | 14.6 | 12.8  |  |
| A little bit wrong | 1.9  | 5.3  | 8.8  | 8.6  | 5.6   |  |
| Not at all wrong   | 2.0  | 3.7  | 4.7  | 6.4  | 3.9   |  |
| N of Valid         | 1666 | 1606 | 1193 | 1032 | 5497  |   |
| N of Miss          | 663  | 369  | 322  | 396  | 1750  |   |

Table 210: How wrong would most adults (over 21) in your neighborhood think it is for kids your age: to use marijuana?





| Response           | 6    | 8    | 10   | 12   | Total |   |
|--------------------|------|------|------|------|-------|---|
| Very wrong         | 90.0 | 73.3 | 61.2 | 54.8 | 72.3  |  |
| Wrong              | 6.2  | 14.0 | 20.7 | 19.9 | 14.2  |  |
| A little bit wrong | 2.4  | 7.4  | 10.6 | 13.2 | 7.6   |  |
| Not at all wrong   | 1.5  | 5.3  | 7.6  | 12.1 | 5.9   |  |
| N of Valid         | 1701 | 1631 | 1200 | 1034 | 5566  |   |
| N of Miss          | 628  | 344  | 315  | 394  | 1681  |   |

Table 211: How wrong would most adults (over 21) in your neighborhood think it is for kids your age: to drink alcohol?


| Response           | 6    | 8    | 10   | 12   | Total |   |
|--------------------|------|------|------|------|-------|---|
| Very wrong         | 86.3 | 72.5 | 61.1 | 56.5 | 71.3  |  |
| Wrong              | 8.4  | 14.5 | 23.2 | 22.0 | 15.9  |   |
| A little bit wrong | 3.0  | 8.0  | 9.7  | 12.9 | 7.8   |   |
| Not at all wrong   | 2.2  | 4.9  | 6.0  | 8.6  | 5.0   |   |
| N of Valid         | 1682 | 1620 | 1193 | 1032 | 5527  |   |
| N of Miss          | 647  | 355  | 322  | 396  | 1720  |   |

Table 212: How wrong would most adults (over 21) in your neighborhood think it is for kids your age: to smoke cigarettes?


| Response           | 6    | 8    | 10   | 12   | Total |   |
|--------------------|------|------|------|------|-------|---|
| Very wrong         | 88.3 | 77.6 | 71.1 | 66.1 | 77.3  |  |
| Wrong              | 7.6  | 12.1 | 17.0 | 18.5 | 13.0  |   |
| A little bit wrong | 2.3  | 6.4  | 6.3  | 7.6  | 5.4   |   |
| Not at all wrong   | 1.9  | 3.9  | 5.5  | 7.9  | 4.4   |   |
| N of Valid         | 1670 | 1608 | 1185 | 1028 | 5491  |   |
| N of Miss          | 659  | 367  | 330  | 400  | 1756  |   |

Table 213: How much do each of the following statements describe your neighborhood? crime and/or drug selling


| Response   | 6    | 8    | 10   | 12   | Total |   |
|------------|------|------|------|------|-------|---|
| NO!        | 79.2 | 66.3 | 59.6 | 61.5 | 67.9  |  |
| no         | 12.2 | 19.5 | 24.5 | 22.0 | 18.8  |   |
| yes        | 6.0  | 10.5 | 11.3 | 11.4 | 9.5   |   |
| YES!       | 2.6  | 3.7  | 4.5  | 5.1  | 3.8   |   |
| N of Valid | 1680 | 1606 | 1194 | 1030 | 5510  |   |
| N of Miss  | 649  | 369  | 321  | 398  | 1737  |   |

Table 214: How much do each of the following statements describe your neighborhood? fights


| Response   | 6    | 8    | 10   | 12   | Total |   |
|------------|------|------|------|------|-------|---|
| NO!        | 70.7 | 60.8 | 62.1 | 65.5 | 64.9  |  |
| no         | 13.6 | 21.1 | 23.8 | 21.4 | 19.5  |   |
| yes        | 10.6 | 12.5 | 10.3 | 9.1  | 10.8  |   |
| YES!       | 5.1  | 5.7  | 3.8  | 4.0  | 4.8   |   |
| N of Valid | 1653 | 1600 | 1191 | 1019 | 5463  |   |
| N of Miss  | 676  | 375  | 324  | 409  | 1784  |   |

Table 215: How much do each of the following statements describe your neighborhood? lots of empty or abandoned buildings


| Response   | 6    | 8    | 10   | 12   | Total |   |
|------------|------|------|------|------|-------|---|
| NO!        | 78.9 | 69.3 | 66.1 | 67.9 | 71.2  |  |
| no         | 13.9 | 22.7 | 24.1 | 22.6 | 20.3  |   |
| yes        | 4.6  | 5.7  | 6.6  | 6.4  | 5.7   |   |
| YES!       | 2.6  | 2.4  | 3.1  | 3.1  | 2.7   |   |
| N of Valid | 1661 | 1597 | 1189 | 1022 | 5469  |   |
| N of Miss  | 668  | 378  | 326  | 406  | 1778  |   |

Table 216: How much do each of the following statements describe your neighborhood? lots of graffiti


| Response   | 6    | 8    | 10   | 12   | Total |   |
|------------|------|------|------|------|-------|---|
| NO!        | 82.9 | 73.3 | 73.2 | 72.6 | 76.1  |  |
| no         | 12.4 | 22.4 | 22.4 | 22.3 | 19.4  |   |
| yes        | 2.8  | 3.0  | 2.8  | 3.7  | 3.0   |   |
| YES!       | 1.8  | 1.3  | 1.6  | 1.4  | 1.5   |   |
| N of Valid | 1641 | 1585 | 1186 | 1021 | 5433  |   |
| N of Miss  | 688  | 390  | 329  | 407  | 1814  |   |

Table 217: I feel safe in my neighborhood.

| Response   | 6    | 8    | 10   | 12   | Total |  |
|------------|------|------|------|------|-------|--|
| NO!        | 7.7  | 7.5  | 7.3  | 8.8  | 7.8   |  |
| no         | 8.3  | 10.3 | 8.4  | 7.4  | 8.7   |  |
| yes        | 31.0 | 38.0 | 39.8 | 38.6 | 36.4  |  |
| YES!       | 53.0 | 44.2 | 44.4 | 45.3 | 47.1  |  |
| N of Valid | 1682 | 1599 | 1188 | 1016 | 5485  |  |
| N of Miss  | 647  | 376  | 327  | 412  | 1762  |  |

Table 218: If a kid smoked marijuana in your neighborhood would he or she be caught by the police?

| Response   | 6    | 8    | 10   | 12   | Total |  |
|------------|------|------|------|------|-------|--|
| NO!        | 19.0 | 20.6 | 20.4 | 28.4 | 21.5  |  |
| no         | 17.0 | 35.2 | 47.1 | 42.7 | 33.7  |  |
| yes        | 28.3 | 26.8 | 21.3 | 18.7 | 24.6  |  |
| YES!       | 35.7 | 17.4 | 11.2 | 10.2 | 20.3  |  |
| N of Valid | 1664 | 1615 | 1184 | 1013 | 5476  |  |
| N of Miss  | 665  | 360  | 331  | 415  | 1771  |  |

Table 219: If a kid drank some beer, wine or hard liquor (for example, vodka, whiskey, or gin) in your neighborhood would he or she be caught by the police?

| Response   | 6    | 8    | 10   | 12   | Total |  |
|------------|------|------|------|------|-------|--|
| NO!        | 20.0 | 23.5 | 24.1 | 29.4 | 23.7  |  |
| no         | 23.1 | 39.0 | 50.6 | 46.6 | 38.1  |  |
| yes        | 27.2 | 23.7 | 16.7 | 15.1 | 21.7  |  |
| YES!       | 29.7 | 13.8 | 8.6  | 8.8  | 16.6  |  |
| N of Valid | 1652 | 1614 | 1177 | 1012 | 5455  |  |
| N of Miss  | 677  | 361  | 338  | 416  | 1792  |  |

Table 220: If a kid carried a handgun in your neighborhood would he or she be caught by the police?

| Response   | 6    | 8    | 10   | 12   | Total |  |
|------------|------|------|------|------|-------|--|
| NO!        | 17.8 | 19.5 | 16.8 | 23.3 | 19.1  |  |
| no         | 11.8 | 24.0 | 31.5 | 30.4 | 23.1  |  |
| yes        | 24.8 | 28.1 | 29.7 | 27.7 | 27.4  |  |
| YES!       | 45.6 | 28.4 | 22.1 | 18.6 | 30.4  |  |
| N of Valid | 1645 | 1608 | 1176 | 1007 | 5436  |  |
| N of Miss  | 684  | 367  | 339  | 421  | 1811  |  |

Table 221: If you wanted to get some cigarettes, how easy would it be for you to get some?

| Response     | 6    | 8    | 10   | 12   | Total |  |
|--------------|------|------|------|------|-------|--|
| Very hard    | 81.9 | 63.8 | 45.4 | 35.5 | 60.0  |  |
| Sort of hard | 7.8  | 14.4 | 17.2 | 12.5 | 12.7  |  |
| Sort of easy | 5.1  | 12.2 | 20.3 | 18.6 | 13.0  |  |
| Very easy    | 5.2  | 9.6  | 17.1 | 33.4 | 14.4  |  |
| N of Valid   | 1622 | 1596 | 1173 | 1008 | 5399  |  |
| N of Miss    | 707  | 379  | 342  | 420  | 1848  |  |

Table 222: If you wanted to get some beer, wine or hard liquor (for example, vodka, whiskey, or gin), how easy would it be for you to get some?

| Response     | 6    | 8    | 10   | 12   | Total |  |
|--------------|------|------|------|------|-------|--|
| Very hard    | 77.8 | 56.8 | 36.8 | 31.9 | 54.1  |  |
| Sort of hard | 9.5  | 14.4 | 15.6 | 14.6 | 13.2  |  |
| Sort of easy | 6.8  | 15.0 | 21.8 | 22.9 | 15.5  |  |
| Very easy    | 5.9  | 13.8 | 25.7 | 30.6 | 17.2  |  |
| N of Valid   | 1608 | 1595 | 1170 | 1003 | 5376  |  |
| N of Miss    | 721  | 380  | 345  | 425  | 1871  |  |



Table 223: If you wanted to get a drug like cocaine, LSD, or amphetamines, how easy would it be for you to get some?


| Response     | 6    | 8    | 10   | 12   | Total |   |
|--------------|------|------|------|------|-------|---|
| Very hard    | 92.1 | 84.9 | 71.9 | 65.5 | 80.6  |  |
| Sort of hard | 4.7  | 8.5  | 14.1 | 16.0 | 10.0  |   |
| Sort of easy | 1.7  | 3.2  | 7.8  | 9.2  | 4.9   |   |
| Very easy    | 1.4  | 3.4  | 6.2  | 9.3  | 4.5   |   |
| N of Valid   | 1606 | 1588 | 1162 | 1001 | 5357  |   |
| N of Miss    | 723  | 387  | 353  | 427  | 1890  |   |

Table 224: If you wanted to get a handgun, how easy would it be for you to get one?


| Response     | 6    | 8    | 10   | 12   | Total |   |
|--------------|------|------|------|------|-------|---|
| Very hard    | 84.5 | 73.4 | 62.7 | 55.8 | 71.1  |  |
| Sort of hard | 7.4  | 11.4 | 14.0 | 14.9 | 11.4  |   |
| Sort of easy | 4.5  | 7.5  | 11.9 | 12.8 | 8.5   |   |
| Very easy    | 3.6  | 7.7  | 11.4 | 16.4 | 8.9   |   |
| N of Valid   | 1608 | 1591 | 1163 | 998  | 5360  |   |
| N of Miss    | 721  | 384  | 352  | 430  | 1887  |   |

Table 225: If you wanted to get some marijuana, how easy would it be for you to get some?


| Response     | 6    | 8    | 10   | 12   | Total |   |
|--------------|------|------|------|------|-------|---|
| Very hard    | 90.5 | 67.9 | 40.2 | 33.3 | 62.2  |  |
| Sort of hard | 4.3  | 9.2  | 9.4  | 8.8  | 7.7   |   |
| Sort of easy | 2.4  | 9.3  | 16.8 | 16.3 | 10.2  |   |
| Very easy    | 2.7  | 13.6 | 33.6 | 41.6 | 19.9  |   |
| N of Valid   | 1595 | 1583 | 1155 | 995  | 5328  |   |
| N of Miss    | 734  | 392  | 360  | 433  | 1919  |   |

Table 226: If you wanted to get prescription drugs for the purpose of getting high, how easy would it be for you to get some?


| Response     | 6    | 8    | 10   | 12   | Total |   |
|--------------|------|------|------|------|-------|---|
| Very hard    | 86.0 | 70.5 | 53.7 | 49.2 | 67.5  |  |
| Sort of hard | 6.4  | 11.5 | 14.6 | 15.7 | 11.4  |   |
| Sort of easy | 3.9  | 9.4  | 14.4 | 15.7 | 10.0  |   |
| Very easy    | 3.7  | 8.6  | 17.3 | 19.4 | 11.0  |   |
| N of Valid   | 1598 | 1580 | 1161 | 992  | 5331  |   |
| N of Miss    | 731  | 395  | 354  | 436  | 1916  |   |

Table 227: If you wanted to get synthetic marijuana such as K2 or chemical products such as bath salts to get high, how easy would it be for you to get some?


| Response     | 6    | 8    | 10   | 12   | Total |   |
|--------------|------|------|------|------|-------|---|
| Very hard    | 93.0 | 83.6 | 69.9 | 67.4 | 80.4  |  |
| Sort of hard | 3.9  | 7.9  | 14.5 | 15.4 | 9.5   |   |
| Sort of easy | 1.1  | 4.3  | 8.2  | 8.2  | 4.9   |   |
| Very easy    | 2.0  | 4.2  | 7.5  | 8.9  | 5.1   |   |
| N of Valid   | 1603 | 1590 | 1161 | 998  | 5352  |   |
| N of Miss    | 726  | 385  | 354  | 430  | 1895  |   |

Table 228: If you wanted to get steroids to use or to enhance athletic performance, how easy would it be for you to get some?


| Response     | 6    | 8    | 10   | 12   | Total |   |
|--------------|------|------|------|------|-------|---|
| Very hard    | 90.4 | 83.1 | 76.7 | 72.7 | 81.9  |  |
| Sort of hard | 6.2  | 9.8  | 13.1 | 14.5 | 10.3  |   |
| Sort of easy | 1.8  | 3.9  | 6.2  | 5.5  | 4.1   |   |
| Very easy    | 1.6  | 3.2  | 4.0  | 7.3  | 3.7   |   |
| N of Valid   | 1586 | 1577 | 1159 | 1000 | 5322  |   |
| N of Miss    | 743  | 398  | 356  | 428  | 1925  |   |

Table 229: If you wanted to get e-cigarettes, e-cigars, or e-hookahs, how easy would it be for you to get some?





| Response     | 6    | 8    | 10   | 12   | Total |   |
|--------------|------|------|------|------|-------|---|
| Very hard    | 88.0 | 73.2 | 51.9 | 45.2 | 67.7  |  |
| Sort of hard | 5.7  | 9.0  | 12.7 | 9.4  | 8.9   |  |
| Sort of easy | 3.4  | 7.6  | 14.2 | 14.4 | 9.0   |  |
| Very easy    | 2.9  | 10.2 | 21.3 | 31.0 | 14.3  |  |
| N of Valid   | 1592 | 1576 | 1157 | 998  | 5323  |   |
| N of Miss    | 737  | 399  | 358  | 430  | 1924  |   |

Table 230: During the past 12 months, have you participated in any alcohol prevention programs or seen any alcohol prevention messages in your school or community? Yes, a school-based program focused on preventing underage drinking and/or drinking and driving.



| Response   | 6    | 8    | 10   | 12   | Total |   |
|------------|------|------|------|------|-------|---|
| No         | 72.5 | 80.8 | 84.4 | 88.2 | 80.5  |  |
| Yes        | 27.5 | 19.2 | 15.6 | 11.8 | 19.5  |  |
| N of Valid | 1580 | 1557 | 1149 | 997  | 5283  |   |
| N of Miss  | 0    | 0    | 0    | 0    | 0     |   |

Table 231: During the past 12 months, have you participated in any alcohol prevention programs or seen any alcohol prevention messages in your school or community? Yes, a community-based program focused on preventing underage drinking and/or drinking and driving (for example, through your church or temple or through youth groups like Boys and Girls Club or 4-H).



| Response   | 6    | 8    | 10   | 12   | Total |   |
|------------|------|------|------|------|-------|---|
| No         | 89.4 | 92.5 | 94.0 | 94.2 | 92.2  |  |
| Yes        | 10.6 | 7.5  | 6.0  | 5.8  | 7.8   |  |
| N of Valid | 1580 | 1557 | 1149 | 997  | 5283  |   |
| N of Miss  | 0    | 0    | 0    | 0    | 0     |   |

Table 232: During the past 12 months, have you participated in any alcohol prevention programs or seen any alcohol prevention messages in your school or community? Yes, a media campaign addressing underage drinking and/or drinking and driving (for example, newspaper ads, posters, pamphlets, radio, TV).



| Response   | 6    | 8    | 10   | 12   | Total |   |
|------------|------|------|------|------|-------|---|
| No         | 89.8 | 91.4 | 90.5 | 93.1 | 91.0  |  |
| Yes        | 10.2 | 8.6  | 9.5  | 6.9  | 9.0   |  |
| N of Valid | 1580 | 1557 | 1149 | 997  | 5283  |   |
| N of Miss  | 0    | 0    | 0    | 0    | 0     |   |

Table 233: During the past 12 months, have you participated in any alcohol prevention programs or seen any alcohol prevention messages in your school or community? No



| Response   | 6    | 8    | 10   | 12   | Total |   |
|------------|------|------|------|------|-------|---|
| No         | 36.0 | 27.7 | 26.2 | 20.0 | 28.4  |  |
| Yes        | 64.0 | 72.3 | 73.8 | 80.0 | 71.6  |  |
| N of Valid | 1580 | 1557 | 1149 | 997  | 5283  |   |
| N of Miss  | 0    | 0    | 0    | 0    | 0     |   |

Table 234: How wrong do your parents feel it would be for YOU to: have one or two drinks of an alcoholic beverage nearly every day?





| Response           | 6    | 8    | 10   | 12   | Total |   |
|--------------------|------|------|------|------|-------|---|
| Very wrong         | 93.3 | 88.3 | 86.1 | 82.5 | 88.3  |    |
| Wrong              | 4.5  | 7.6  | 8.7  | 11.0 | 7.6   |    |
| A little bit wrong | 1.4  | 2.7  | 3.4  | 4.1  | 2.7   |   |
| Not at all wrong   | 0.7  | 1.3  | 1.8  | 2.3  | 1.4   |  |
| N of Valid         | 1612 | 1570 | 1158 | 990  | 5330  |   |
| N of Miss          | 717  | 405  | 357  | 438  | 1917  |   |

Table 235: How wrong do your parents feel it would be for YOU to: smoke tobacco?





| Response           | 6    | 8    | 10   | 12   | Total |   |
|--------------------|------|------|------|------|-------|---|
| Very wrong         | 96.5 | 93.5 | 89.7 | 85.7 | 92.1  |  |
| Wrong              | 2.2  | 4.4  | 7.7  | 9.2  | 5.4   |  |
| A little bit wrong | 0.6  | 1.5  | 1.4  | 3.2  | 1.5   |  |
| Not at all wrong   | 0.7  | 0.6  | 1.1  | 1.8  | 1.0   |  |
| N of Valid         | 1598 | 1569 | 1151 | 989  | 5307  |   |
| N of Miss          | 731  | 406  | 364  | 439  | 1940  |   |

Table 236: How wrong do your parents feel it would be for YOU to: smoke marijuana?





| Response           | 6    | 8    | 10   | 12   | Total |   |
|--------------------|------|------|------|------|-------|---|
| Very wrong         | 96.1 | 87.9 | 76.9 | 71.3 | 84.9  |  |
| Wrong              | 2.0  | 5.9  | 11.9 | 11.8 | 7.1   |  |
| A little bit wrong | 0.9  | 3.8  | 7.0  | 9.8  | 4.8   |  |
| Not at all wrong   | 1.0  | 2.5  | 4.2  | 7.1  | 3.3   |  |
| N of Valid         | 1589 | 1564 | 1152 | 990  | 5295  |   |
| N of Miss          | 740  | 411  | 363  | 438  | 1952  |   |

Table 237: How wrong do your parents feel it would be for YOU to: use prescription drugs not prescribed to you?





| Response           | 6    | 8    | 10   | 12   | Total |   |
|--------------------|------|------|------|------|-------|---|
| Very wrong         | 95.3 | 93.0 | 89.7 | 88.8 | 92.2  |  |
| Wrong              | 2.6  | 4.5  | 6.6  | 6.6  | 4.8   |  |
| A little bit wrong | 1.2  | 1.7  | 2.1  | 2.6  | 1.8   |  |
| Not at all wrong   | 0.9  | 0.8  | 1.6  | 1.9  | 1.2   |  |
| N of Valid         | 1601 | 1557 | 1150 | 985  | 5293  |   |
| N of Miss          | 728  | 418  | 365  | 443  | 1954  |   |

Table 238: How wrong do your parents feel it would be for YOU to: steal something?





| Response           | 6    | 8    | 10   | 12   | Total |   |
|--------------------|------|------|------|------|-------|---|
| Very wrong         | 90.0 | 84.3 | 86.3 | 87.9 | 87.1  |  |
| Wrong              | 7.6  | 12.4 | 10.6 | 8.1  | 9.8   |  |
| A little bit wrong | 1.7  | 2.6  | 1.7  | 2.3  | 2.1   |  |
| Not at all wrong   | 0.6  | 0.6  | 1.4  | 1.6  | 1.0   |  |
| N of Valid         | 1567 | 1559 | 1150 | 984  | 5260  |   |
| N of Miss          | 762  | 416  | 365  | 444  | 1987  |   |

Table 239: How wrong do your parents feel it would be for YOU to: draw graffiti, write things, or draw pictures on buildings or other property (without the owner's permission)?


| Response           | 6    | 8    | 10   | 12   | Total |   |
|--------------------|------|------|------|------|-------|---|
| Very wrong         | 91.7 | 85.3 | 82.3 | 82.9 | 86.1  |  |
| Wrong              | 5.5  | 10.2 | 11.2 | 11.0 | 9.1   |   |
| A little bit wrong | 1.8  | 3.3  | 4.7  | 3.8  | 3.2   |   |
| Not at all wrong   | 1.1  | 1.2  | 1.8  | 2.3  | 1.5   |   |
| N of Valid         | 1593 | 1564 | 1150 | 985  | 5292  |   |
| N of Miss          | 736  | 411  | 365  | 443  | 1955  |   |

Table 240: How wrong do your parents feel it would be for YOU to: pick a fight with someone?


| Response           | 6    | 8    | 10   | 12   | Total |   |
|--------------------|------|------|------|------|-------|---|
| Very wrong         | 75.8 | 67.3 | 66.3 | 72.1 | 70.6  |  |
| Wrong              | 15.3 | 19.2 | 19.6 | 18.9 | 18.1  |   |
| A little bit wrong | 6.5  | 11.1 | 10.5 | 7.2  | 8.8   |   |
| Not at all wrong   | 2.4  | 2.4  | 3.6  | 1.7  | 2.5   |   |
| N of Valid         | 1580 | 1561 | 1147 | 982  | 5270  |   |
| N of Miss          | 749  | 414  | 368  | 446  | 1977  |   |

Table 241: During the past 12 months, have you talked with at least one of your parents about the dangers of underage drinking and/or drinking and driving? By parents, we mean either your biological parents, adoptive parents, stepparents, or adult guardians - whether or not they live with you.


| Response   | 6    | 8    | 10   | 12   | Total |   |
|------------|------|------|------|------|-------|---|
| No         | 46.2 | 57.0 | 54.0 | 58.1 | 53.3  |  |
| Yes        | 53.8 | 43.0 | 46.0 | 41.9 | 46.7  |   |
| N of Valid | 1540 | 1509 | 1120 | 960  | 5129  |   |
| N of Miss  | 789  | 466  | 395  | 468  | 2118  |   |

Table 242: The rules in my family are clear.

| Response   | 6    | 8    | 10   | 12   | Total |  |
|------------|------|------|------|------|-------|--|
| NO!        | 6.2  | 5.9  | 4.3  | 7.3  | 5.9   |  |
| no         | 3.8  | 5.1  | 6.9  | 6.7  | 5.4   |  |
| yes        | 23.7 | 35.3 | 35.8 | 36.9 | 32.2  |  |
| YES!       | 66.3 | 53.7 | 53.1 | 49.1 | 56.5  |  |
| N of Valid | 1590 | 1559 | 1151 | 986  | 5286  |  |
| N of Miss  | 739  | 416  | 364  | 442  | 1961  |  |

Table 243: People in my family have serious arguments about the same things, and often insult or yell at each other.

| Response   | 6    | 8    | 10   | 12   | Total |  |
|------------|------|------|------|------|-------|--|
| NO!        | 44.0 | 34.6 | 27.8 | 30.5 | 35.2  |  |
| no         | 29.8 | 35.7 | 41.6 | 37.8 | 35.6  |  |
| yes        | 16.7 | 19.7 | 20.6 | 22.3 | 19.5  |  |
| YES!       | 9.5  | 10.0 | 10.1 | 9.4  | 9.8   |  |
| N of Valid | 1576 | 1560 | 1148 | 982  | 5266  |  |
| N of Miss  | 753  | 415  | 367  | 446  | 1981  |  |

Table 244: When I am not at home, one of my parents knows where I am and who I am with.

| Response   | 6    | 8    | 10   | 12   | Total |  |
|------------|------|------|------|------|-------|--|
| NO!        | 8.6  | 7.0  | 5.2  | 8.6  | 7.4   |  |
| no         | 3.8  | 5.8  | 6.2  | 6.9  | 5.5   |  |
| yes        | 21.3 | 33.5 | 33.6 | 38.8 | 30.9  |  |
| YES!       | 66.2 | 53.7 | 55.0 | 45.7 | 56.3  |  |
| N of Valid | 1585 | 1562 | 1148 | 980  | 5275  |  |
| N of Miss  | 744  | 413  | 367  | 448  | 1972  |  |

Table 245: My family has clear rules about alcohol and drug use.

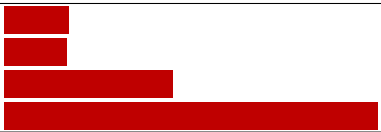
| Response   | 6    | 8    | 10   | 12   | Total |   |
|------------|------|------|------|------|-------|---|
| NO!        | 8.9  | 7.9  | 5.6  | 9.5  | 8.0   |  |
| no         | 4.3  | 7.4  | 9.4  | 11.3 | 7.6   |   |
| yes        | 15.7 | 26.4 | 29.5 | 33.7 | 25.2  |   |
| YES!       | 71.0 | 58.3 | 55.5 | 45.5 | 59.1  |   |
| N of Valid | 1581 | 1555 | 1148 | 984  | 5268  |   |
| N of Miss  | 748  | 420  | 367  | 444  | 1979  |   |

Table 246: If you skipped school would you be caught by your parents?

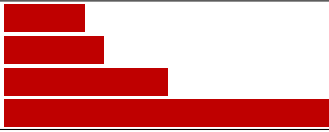
| Response   | 6    | 8    | 10   | 12   | Total |   |
|------------|------|------|------|------|-------|---|
| NO!        | 11.3 | 9.6  | 8.5  | 14.5 | 10.8  |  |
| no         | 4.7  | 13.1 | 18.0 | 24.0 | 13.7  |   |
| yes        | 17.2 | 25.6 | 28.7 | 28.8 | 24.4  |   |
| YES!       | 66.8 | 51.7 | 44.8 | 32.7 | 51.2  |   |
| N of Valid | 1572 | 1546 | 1143 | 979  | 5240  |   |
| N of Miss  | 757  | 429  | 372  | 449  | 2007  |   |

Table 247: My parents ask if I've gotten my homework done.

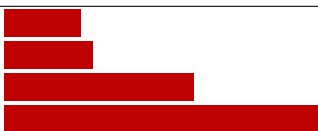
| Response   | 6    | 8    | 10   | 12   | Total |   |
|------------|------|------|------|------|-------|---|
| NO!        | 7.3  | 9.6  | 8.6  | 16.9 | 10.0  |  |
| no         | 4.4  | 10.2 | 15.1 | 23.4 | 12.0  |   |
| yes        | 21.4 | 30.2 | 33.0 | 33.1 | 28.7  |   |
| YES!       | 66.9 | 50.0 | 43.3 | 26.5 | 49.2  |   |
| N of Valid | 1578 | 1549 | 1143 | 981  | 5251  |   |
| N of Miss  | 751  | 426  | 372  | 447  | 1996  |   |



Table 248: Would your parents know if you did not come home on time?

| Response   | 6    | 8    | 10   | 12   | Total |  |
|------------|------|------|------|------|-------|--|
| NO!        | 8.5  | 8.8  | 5.2  | 10.1 | 8.1   |  |
| no         | 6.3  | 10.2 | 12.1 | 12.7 | 9.9   |  |
| yes        | 19.7 | 29.3 | 32.4 | 32.0 | 27.6  |  |
| YES!       | 65.5 | 51.7 | 50.4 | 45.2 | 54.3  |  |
| N of Valid | 1561 | 1537 | 1142 | 982  | 5222  |  |
| N of Miss  | 768  | 438  | 373  | 446  | 2025  |  |

Table 249: Do you know how to properly dispose of leftover prescription drugs?

| Response   | 6    | 8    | 10   | 12   | Total |  |
|------------|------|------|------|------|-------|--|
| No         | 78.6 | 74.9 | 68.0 | 62.2 | 72.1  |  |
| Yes        | 21.4 | 25.1 | 32.0 | 37.8 | 27.9  |  |
| N of Valid | 1487 | 1510 | 1113 | 960  | 5070  |  |
| N of Miss  | 842  | 465  | 402  | 468  | 2177  |  |

Table 250: Have any of your brothers or sisters ever: drunk beer, wine or hard liquor (for example, vodka, whiskey or gin)?

| Response                             | 6    | 8    | 10   | 12   | Total |  |
|--------------------------------------|------|------|------|------|-------|--|
| No                                   | 82.6 | 66.4 | 56.0 | 51.2 | 66.1  |  |
| Yes                                  | 13.3 | 29.7 | 39.9 | 43.5 | 29.6  |  |
| I don't have any brothers or sisters | 4.1  | 4.0  | 4.0  | 5.3  | 4.3   |  |
| N of Valid                           | 1622 | 1590 | 1189 | 1007 | 5408  |  |
| N of Miss                            | 707  | 385  | 326  | 421  | 1839  |  |

Table 251: Have any of your brothers or sisters ever: smoked marijuana?

| Response                             | 6    | 8    | 10   | 12   | Total |  |
|--------------------------------------|------|------|------|------|-------|--|
| No                                   | 90.5 | 75.9 | 63.9 | 57.3 | 74.2  |  |
| Yes                                  | 5.4  | 20.1 | 31.8 | 37.5 | 21.5  |  |
| I don't have any brothers or sisters | 4.1  | 4.0  | 4.2  | 5.2  | 4.3   |  |
| N of Valid                           | 1615 | 1584 | 1184 | 1002 | 5385  |  |
| N of Miss                            | 714  | 391  | 331  | 426  | 1862  |  |

Table 252: Have any of your brothers or sisters ever: smoked cigarettes?




| Response                             | 6    | 8    | 10   | 12   | Total |   |
|--------------------------------------|------|------|------|------|-------|---|
| No                                   | 87.8 | 79.8 | 74.8 | 72.4 | 79.7  |  |
| Yes                                  | 8.4  | 16.1 | 20.9 | 22.5 | 16.0  |  |
| I don't have any brothers or sisters | 3.9  | 4.2  | 4.3  | 5.1  | 4.3   |  |
| N of Valid                           | 1604 | 1582 | 1186 | 999  | 5371  |   |
| N of Miss                            | 725  | 393  | 329  | 429  | 1876  |   |

Table 253: Have any of your brothers or sisters ever: taken a handgun to school?




| Response                             | 6    | 8    | 10   | 12   | Total |   |
|--------------------------------------|------|------|------|------|-------|---|
| No                                   | 94.9 | 93.8 | 93.6 | 92.3 | 93.8  |  |
| Yes                                  | 1.1  | 2.1  | 2.2  | 2.6  | 1.9   |  |
| I don't have any brothers or sisters | 4.0  | 4.1  | 4.2  | 5.1  | 4.3   |  |
| N of Valid                           | 1600 | 1576 | 1185 | 997  | 5358  |   |
| N of Miss                            | 729  | 399  | 330  | 431  | 1889  |   |

Table 254: Have any of your brothers or sisters ever: been suspended or expelled from school?




| Response                             | 6    | 8    | 10   | 12   | Total |   |
|--------------------------------------|------|------|------|------|-------|---|
| No                                   | 74.4 | 62.8 | 61.6 | 64.0 | 66.2  |    |
| Yes                                  | 21.6 | 33.0 | 34.2 | 30.9 | 29.5  |   |
| I don't have any brothers or sisters | 4.0  | 4.1  | 4.2  | 5.1  | 4.3   |  |
| N of Valid                           | 1606 | 1580 | 1188 | 1000 | 5374  |   |
| N of Miss                            | 723  | 395  | 327  | 428  | 1873  |   |

Table 255: Have any of your brothers or sisters ever: used e-cigarettes, e-cigars or e-hookahs (vaping)?




| Response                             | 6    | 8    | 10   | 12   | Total |   |
|--------------------------------------|------|------|------|------|-------|---|
| No                                   | 90.9 | 80.8 | 74.9 | 73.5 | 81.1  |  |
| Yes                                  | 5.3  | 15.0 | 21.0 | 21.5 | 14.6  |  |
| I don't have any brothers or sisters | 3.9  | 4.2  | 4.1  | 5.0  | 4.2   |  |
| N of Valid                           | 1596 | 1581 | 1183 | 999  | 5359  |   |
| N of Miss                            | 733  | 394  | 332  | 429  | 1888  |   |

Table 256: Have any of your brothers or sisters ever: used prescription drugs not prescribed to him/her?




| Response                             | 6    | 8    | 10   | 12   | Total |   |
|--------------------------------------|------|------|------|------|-------|---|
| No                                   | 93.5 | 89.3 | 83.8 | 80.7 | 87.7  |  |
| Yes                                  | 2.6  | 6.5  | 11.5 | 14.2 | 7.9   |  |
| I don't have any brothers or sisters | 3.9  | 4.2  | 4.7  | 5.0  | 4.4   |  |
| N of Valid                           | 1583 | 1572 | 1182 | 997  | 5334  |   |
| N of Miss                            | 746  | 403  | 333  | 431  | 1913  |   |

Table 257: Have you changed homes in the past year (the last 12 months)?



| Response   | 6    | 8    | 10   | 12   | Total |   |
|------------|------|------|------|------|-------|---|
| No         | 70.2 | 72.8 | 75.1 | 78.1 | 73.5  |  |
| Yes        | 29.8 | 27.2 | 24.9 | 21.9 | 26.5  |  |
| N of Valid | 1600 | 1576 | 1183 | 992  | 5351  |   |
| N of Miss  | 729  | 399  | 332  | 436  | 1896  |   |

Table 258: How many times have you changed homes since kindergarten?






| Response        | 6    | 8    | 10   | 12   | Total |   |
|-----------------|------|------|------|------|-------|---|
| Never           | 37.6 | 32.3 | 30.4 | 27.1 | 32.5  |    |
| 1 or 2 times    | 33.9 | 30.4 | 28.2 | 31.0 | 31.1  |    |
| 3 or 4 times    | 17.0 | 19.5 | 20.0 | 20.9 | 19.1  |   |
| 5 or 6 times    | 6.2  | 9.3  | 10.1 | 10.5 | 8.8   |  |
| 7 or more times | 5.2  | 8.6  | 11.3 | 10.5 | 8.6   |  |
| N of Valid      | 1602 | 1578 | 1191 | 1002 | 5373  |   |
| N of Miss       | 727  | 397  | 324  | 426  | 1874  |   |

Table 259: Have you changed schools (including changing from elementary to middle and middle to high school) in the past year?



| Response   | 6    | 8    | 10   | 12   | Total |   |
|------------|------|------|------|------|-------|---|
| No         | 27.6 | 60.9 | 63.0 | 73.2 | 53.7  |  |
| Yes        | 72.4 | 39.1 | 37.0 | 26.8 | 46.3  |  |
| N of Valid | 1589 | 1569 | 1177 | 997  | 5332  |   |
| N of Miss  | 740  | 406  | 338  | 431  | 1915  |   |

Table 260: How many times have you changed schools since kindergarten (including changing from elementary to middle and middle to high school)?






| Response        | 6    | 8    | 10   | 12   | Total |   |
|-----------------|------|------|------|------|-------|---|
| Never           | 23.8 | 20.6 | 13.6 | 17.2 | 19.4  |  |
| 1 or 2 times    | 47.1 | 41.9 | 27.4 | 26.9 | 37.4  |  |
| 3 or 4 times    | 19.3 | 24.3 | 36.6 | 33.2 | 27.2  |  |
| 5 or 6 times    | 6.6  | 7.9  | 14.0 | 14.4 | 10.1  |  |
| 7 or more times | 3.1  | 5.4  | 8.4  | 8.3  | 5.9   |  |
| N of Valid      | 1599 | 1585 | 1184 | 1004 | 5372  |   |
| N of Miss       | 730  | 390  | 331  | 424  | 1875  |   |

Table 261: Has anyone in your family ever had severe alcohol or drug problems?



| Response   | 6    | 8    | 10   | 12   | Total |   |
|------------|------|------|------|------|-------|---|
| No         | 77.3 | 70.4 | 58.9 | 59.7 | 67.9  |  |
| Yes        | 22.7 | 29.6 | 41.1 | 40.3 | 32.1  |  |
| N of Valid | 1570 | 1552 | 1173 | 996  | 5291  |   |
| N of Miss  | 759  | 423  | 342  | 432  | 1956  |   |

Table 262: About how many adults (over 21) have you known personally who in the past year have: used marijuana, crack, cocaine, or other drugs?






| Response   | 6    | 8    | 10   | 12   | Total |   |
|------------|------|------|------|------|-------|---|
| 0          | 82.2 | 68.8 | 52.6 | 49.3 | 65.5  |   |
| 1          | 8.4  | 11.3 | 15.0 | 15.1 | 12.0  |  |
| 2          | 3.8  | 7.4  | 10.5 | 11.8 | 7.8   |  |
| 3-4        | 2.5  | 4.9  | 9.0  | 9.6  | 6.0   |  |
| 5          | 3.1  | 7.7  | 12.9 | 14.3 | 8.7   |  |
| N of Valid | 1601 | 1578 | 1191 | 1002 | 5372  |   |
| N of Miss  | 728  | 397  | 324  | 426  | 1875  |   |

Table 263: About how many adults (over 21) have you known personally who in the past year have: sold or dealt drugs?


| Response   | 6    | 8    | 10   | 12   | Total |   |
|------------|------|------|------|------|-------|---|
| 0          | 90.2 | 77.8 | 69.9 | 69.1 | 78.1  |  |
| 1          | 4.9  | 9.2  | 11.1 | 10.2 | 8.5   |   |
| 2          | 2.4  | 5.5  | 7.3  | 7.9  | 5.4   |   |
| 3-4        | 0.9  | 2.8  | 5.1  | 5.2  | 3.2   |   |
| 5          | 1.6  | 4.8  | 6.6  | 7.6  | 4.8   |   |
| N of Valid | 1587 | 1569 | 1184 | 1000 | 5340  |   |
| N of Miss  | 742  | 406  | 331  | 428  | 1907  |   |

Table 264: About how many adults (over 21) have you known personally who in the past year have: done other things that could get them in trouble with the police, like stealing, selling stolen goods, mugging or assaulting others, etc.?


| Response   | 6    | 8    | 10   | 12   | Total |   |
|------------|------|------|------|------|-------|---|
| 0          | 86.2 | 76.6 | 67.8 | 69.2 | 76.1  |  |
| 1          | 8.2  | 9.7  | 11.7 | 11.1 | 10.0  |   |
| 2          | 2.1  | 4.7  | 7.6  | 7.0  | 5.0   |   |
| 3-4        | 1.5  | 3.7  | 5.1  | 5.3  | 3.6   |   |
| 5          | 2.0  | 5.3  | 7.9  | 7.4  | 5.3   |   |
| N of Valid | 1585 | 1576 | 1182 | 1000 | 5343  |   |
| N of Miss  | 744  | 399  | 333  | 428  | 1904  |   |

Table 265: About how many adults (over 21) have you known personally who in the past year have: gotten drunk or high?






| Response   | 6    | 8    | 10   | 12   | Total |   |
|------------|------|------|------|------|-------|---|
| 0          | 70.4 | 51.3 | 36.6 | 36.7 | 51.0  |  |
| 1          | 14.0 | 15.1 | 16.0 | 14.1 | 14.8  |   |
| 2          | 5.4  | 9.5  | 12.7 | 10.5 | 9.2   |   |
| 3-4        | 4.3  | 8.2  | 10.0 | 10.7 | 7.9   |   |
| 5          | 5.8  | 16.0 | 24.8 | 27.9 | 17.2  |   |
| N of Valid | 1579 | 1570 | 1183 | 996  | 5328  |   |
| N of Miss  | 750  | 405  | 332  | 432  | 1919  |   |

Table 266: How honest were you in filling out this survey?

| Response                             | 6    | 8    | 10   | 12   | Total |   |
|--------------------------------------|------|------|------|------|-------|---|
| I was very honest                    | 82.9 | 75.3 | 77.7 | 79.5 | 78.9  |  |
| I was honest pretty much of the time | 13.9 | 18.2 | 17.5 | 14.6 | 16.1  |  |
| I was honest some of the time        | 2.3  | 4.6  | 3.3  | 3.7  | 3.5   |  |
| I was honest once in a while         | 0.9  | 1.9  | 1.4  | 2.3  | 1.6   |  |
| I was not honest at all              | 0.0  | 0.0  | 0.0  | 0.0  | 0.0   |   |
| N of Valid                           | 1606 | 1582 | 1182 | 1022 | 5392  |   |
| N of Miss                            | 723  | 393  | 333  | 406  | 1855  |   |