

# 2012 APNA

Arkansas Prevention Needs Assessment Student Survey



**Pulaski County Tables**

Arkansas Department of Human Services  
**Division of Behavioral Health Services**  
**Prevention Services**

Conducted by International Survey Associates dba Pride Surveys



## Contents

1	INTRODUCTION	10
2	PERCENTAGE TABLES	15

## List of Tables

1	Sex	16
2	Age	16
3	Are you Hispanic or Latino?	16
4	What is your race? Black or African American	17
5	What is your race? Asian	17
6	What is your race? American Indian	17
7	What is your race? Alaska Native	17
8	What is your race? White	18
9	What is your race? Native Hawaiian or Other Pacific Islander	18
10	What is your race? Other	18
11	What is the highest level of schooling completed by your mother or father?	19
12	Think of where you live most of the time. Which of the following people live there with you? Mother	19
13	Think of where you live most of the time. Which of the following people live there with you? Stepmother	19
14	Think of where you live most of the time. Which of the following people live there with you? Foster Mother	20
15	Think of where you live most of the time. Which of the following people live there with you? Grandmother	20
16	Think of where you live most of the time. Which of the following people live there with you? Aunt	20
17	Think of where you live most of the time. Which of the following people live there with you? Father	20
18	Think of where you live most of the time. Which of the following people live there with you? Stepfather	21
19	Think of where you live most of the time. Which of the following people live there with you? Foster Father	21
20	Think of where you live most of the time. Which of the following people live there with you? Grandfather	21
21	Think of where you live most of the time. Which of the following people live there with you? Uncle	21
22	Think of where you live most of the time. Which of the following people live there with you? Other Adults	22
23	Think of where you live most of the time. Which of the following people live there with you? Brother(s)	22
24	Think of where you live most of the time. Which of the following people live there with you? Stepbrother(s)	22
25	Think of where you live most of the time. Which of the following people live there with you? Sister(s)	22
26	Think of where you live most of the time. Which of the following people live there with you? Stepsister(s)	23

27	Think of where you live most of the time. Which of the following people live there with you? Other Children . . . . .	23
28	In my school, students have lots of chances to help decide things like class activities and rules. . . . .	23
29	Teachers ask me to work on special classroom projects. . . . .	23
30	My teacher(s) notices when I am doing a good job and lets me know about it. . . . .	24
31	There are lots of chances for students in my school to get involved in sports, clubs, and other school activities outside of class. . . . .	24
32	There are lots of chances for students in my school to talk with a teacher one-on-one. . . . .	24
33	I feel safe at my school. . . . .	25
34	The school lets my parents know when I have done something well. . . . .	25
35	My teachers praise me when I work hard in school. . . . .	25
36	Are your school grades better than the grades of most students in your class? . . . . .	26
37	I have lots of chances to be part of class discussions or activities. . . . .	26
38	Now thinking back over the past year in school, how often did you: enjoy being in school? . . . . .	26
39	Now thinking back over the past year in school, how often did you: hate being in school? . . . . .	27
40	Now thinking back over the past year in school, how often did you: try to do your best work in school? . . . . .	27
41	How often do you feel that the school work you are assigned is meaningful and important? . . . . .	27
42	Putting them all together, what were your grades like last year? . . . . .	28
43	How important do you think the things you are learning in school are going to be for your later life? . . . . .	28
44	How interesting are most of your courses to you? . . . . .	28
45	During the LAST FOUR WEEKS how many whole days of school have you missed because you skipped or 'cut'? . . . . .	29
46	What are the chances you would be seen as cool if you: smoked cigarettes? . . . . .	29
47	What are the chances you would be seen as cool if you: worked hard at school? . . . . .	29
48	What are the chances you would be seen as cool if you: began drinking alcoholic beverages regularly, that is, at least once or twice a month? . . . . .	30
49	What are the chances you would be seen as cool if you: defended someone who was being verbally abused at school? . . . . .	30
50	What are the chances you would be seen as cool if you: smoked marijuana? . . . . .	30
51	What are the chances you would be seen as cool if you: carried a handgun? . . . . .	31

52	Think of your four best friends (the friends you feel closest to). In the past year (12 months), how many of your best friends have: participated in clubs, organizations or activities at school? . . . . .	31
53	Think of your four best friends (the friends you feel closest to). In the past year (12 months), how many of your best friends have: smoked cigarettes? . . . . .	31
54	Think of your four best friends (the friends you feel closest to). In the past year (12 months), how many of your best friends have: tried beer, wine or hard liquor (for example, vodka, whiskey, or gin) when their parents didn't know about it? . . . . .	32
55	Think of your four best friends (the friends you feel closest to). In the past year (12 months), how many of your best friends have: made a commitment to stay drug-free? . . . . .	32
56	Think of your four best friends (the friends you feel closest to). In the past year (12 months), how many of your best friends have: used marijuana? . . . . .	32
57	Think of your four best friends (the friends you feel closest to). In the past year (12 months), how many of your best friends have: used prescription drugs or non-prescription drugs for the purposes of getting high? . . . . .	33
58	Think of your four best friends (the friends you feel closest to). In the past year (12 months), how many of your best friends have: used synthetic marijuana (K2, spice) or bath salts? . . . . .	33
59	Think of your four best friends (the friends you feel closest to). In the past year (12 months), how many of your best friends have: used LSD, cocaine, amphetamines, or other illegal drugs? . . . . .	33
60	Think of your four best friends (the friends you feel closest to). In the past year (12 months), how many of your best friends have: tried to do well in school? . . . . .	34
61	Think of your four best friends (the friends you feel closest to). In the past year (12 months), how many of your best friends have: been suspended from school? . . . . .	34
62	Think of your four best friends (the friends you feel closest to). In the past year (12 months), how many of your best friends have: liked school? . . . . .	34
63	Think of your four best friends (the friends you feel closest to). In the past year (12 months), how many of your best friends have: carried a handgun? . . . . .	35
64	Think of your four best friends (the friends you feel closest to). In the past year (12 months), how many of your best friends have: sold illegal drugs? . . . . .	35
65	Think of your four best friends (the friends you feel closest to). In the past year (12 months), how many of your best friends have: regularly attended religious services? . . . . .	35

66	Think of your four best friends (the friends you feel closest to). In the past year (12 months), how many of your best friends have: stolen or tried to steal a motor vehicle such as a car or motorcycle?	36
67	Think of your four best friends (the friends you feel closest to). In the past year (12 months), how many of your best friends have: been arrested?	36
68	Think of your four best friends (the friends you feel closest to). In the past year (12 months), how many of your best friends have: dropped out of school?	36
69	Think of your four best friends (the friends you feel closest to). In the past year (12 months), how many of your best friends have: been members of a gang?	37
70	How old were you when you first: smoked marijuana?	37
71	How old were you when you first: smoked a cigarette, even just a puff?	38
72	How old were you when you first: had more than a sip or two of beer, wine or hard liquor (for example, vodka, whiskey, or gin)?	38
73	How old were you when you first: began drinking alcoholic beverages regularly, that is, at least once or twice a month?	39
74	How old were you when you first: used Daztrex?	39
75	How old were you when you first: got suspended from school?	40
76	How old were you when you first: got arrested?	40
77	How old were you when you first: carried a handgun?	41
78	How old were you when you first: attacked someone with the idea of seriously hurting them?	41
79	How old were you when you first: belonged to a gang?	42
80	How wrong do you think it is for someone your age to: take a handgun to school?	42
81	How wrong do you think it is for someone your age to: steal anything worth more than \$5?	42
82	How wrong do you think it is for someone your age to: pick a fight with someone?	43
83	How wrong do you think it is for someone your age to: attack someone with the idea of seriously hurting them?	43
84	How wrong do you think it is for someone your age to: stay away from school all day when their parents think they are at school?	43
85	How wrong do you think it is for someone your age to: drink beer, wine or hard liquor (for example, vodka, whiskey, or gin) regularly?	44
86	How wrong do you think it is for someone your age to: smoke cigarettes?	44
87	How wrong do you think it is for someone your age to: smoke marijuana?	44
88	How wrong do you think it is for someone your age to: use prescription drugs or non-prescription drugs for the purpose of getting high?	45

89	How wrong do you think it is for someone your age to: use synthetic marijuana (K2, spice) or bath salts?	45
90	How wrong do you think it is for someone your age to: use LSD, cocaine, amphetamines or another illegal drug?	45
91	At school during the past 12 months, did you receive help from the resource teacher, speech therapist or other special education teacher?	46
92	How many times in the past year (12 months) have you: been suspended from school?	46
93	How many times in the past year (12 months) have you: carried a handgun?	46
94	How many times in the past year (12 months) have you: sold illegal drugs?	47
95	How many times in the past year (12 months) have you: stolen or tried to steal a motor vehicle such as a car or motorcycle?	47
96	How many times in the past year (12 months) have you: participated in clubs, organizations or activities at school?	48
97	How many times in the past year (12 months) have you: been arrested?	48
98	How many times in the past year (12 months) have you: attacked someone with the idea of seriously hurting them?	49
99	How many times in the past year (12 months) have you: been drunk or high at school?	49
100	How many times in the past year (12 months) have you: taken a handgun to school?	50
101	Are you currently on probation, or assigned a probation officer with Juvenile Court?	50
102	Have you ever belonged to a gang?	50
103	If you have ever belonged to a gang, did that gang have a name?	51
104	You are at a party at someone's house, and one of your friends offers you a drink containing alcohol. What would you say or do?	51
105	How often do you attend religious services or activities?	51
106	I think sometimes it's okay to cheat at school.	52
107	It is important to think before you act.	52
108	Sometimes I think that life is not worth it.	52
109	At times I think I am no good at all.	53
110	All in all, I am inclined to think that I am a failure.	53
111	In the past year, have you felt depressed or sad MOST days, even if you felt okay sometimes?	53
112	It is all right to beat up people if they start the fight.	54
113	I think it is okay to take something without asking if you can get away with it.	54
114	Where do you get the most information about living a drug and alcohol free life? Parents/guardians	54
115	Where do you get the most information about living a drug and alcohol free life? Friends	55

116	Where do you get the most information about living a drug and alcohol free life? Family members . . . . .	55
117	Where do you get the most information about living a drug and alcohol free life? School . . . . .	55
118	Where do you get the most information about living a drug and alcohol free life? Internet . . . . .	56
119	Where do you get the most information about living a drug and alcohol free life? TV . . . . .	56
120	Where do you get the most information about living a drug and alcohol free life? Social media . . . . .	56
121	How much do you think people risk harming themselves (physically or in other ways) if they: smoked one or more packs of cigarettes per day? . . . . .	57
122	How much do you think people risk harming themselves (physically or in other ways) if they: try marijuana once or twice? . . . . .	57
123	How much do you think people risk harming themselves (physically or in other ways) if they: smoke marijuana once or twice a week? . . . . .	57
124	How much do you think people risk harming themselves (physically or in other ways) if they: take one or two drinks of an alcoholic beverage (beer, wine, liquor) nearly every day? . . . . .	58
125	How much do you think people risk harming themselves (physically or in other ways) if they: have five or more drinks of an alcoholic beverage once or twice each weekend? . . . . .	58
126	How much do you think people risk harming themselves (physically or in other ways) if they: use prescription drugs that are not prescribed to them? . . . . .	58
127	How much do you think people risk harming themselves (physically or in other ways) if they: use non-prescription drugs to get high? . . . . .	59
128	Have you ever used smokeless tobacco (chew, snuff, plug, dipping tobacco, or chewing tobacco)? . . . . .	59
129	How often have you taken smokeless tobacco during the past 30 days? . . . . .	59
130	Have you ever smoked cigarettes? . . . . .	60
131	How frequently have you smoked cigarettes during the past 30 days? . . . . .	60
132	Which statement best describes rules about smoking inside your home? . . . . .	60
133	Which statement best describes rules about smoking in your family cars? . . . . .	61
134	During this school year, were you taught in any of your classes about the dangers of tobacco use? . . . . .	61
135	During the past 12 months, have you participated in any community activities to discourage people your age from using cigarettes, chewing tobacco, snuff, dip or cigars? . . . . .	61
136	Think back over the last two weeks. How many times have you had five or more alcoholic drinks in a row? . . . . .	62

137	During the past 30 days, how many times did you ride in a car or other vehicle driven by someone who had been drinking alcohol or using drugs to get high? . . . . .	62
138	During the past 30 days, how many times did you drive a car or other vehicle when you had been drinking alcohol or using drugs to get high? . . . . .	62
139	If you drank alcohol (not just a sip or taste) in the past year, how did you usually get it? . . . . .	63
140	If you drank alcohol (not just a sip or taste) in the past year, where did you usually drink it? . . . . .	63
141	How do you feel about someone your age having one or two drinks of an alcoholic beverage nearly every day? . . . . .	64
142	On how many occasions have you had alcoholic beverages (beer, wine or hard liquor) to drink in your lifetime - more than just a few sips? . . . . .	64
143	On how many occasions have you drunk one of more drinks of an alcoholic beverage during the past 30 days? . . . . .	64
144	On how many occasions have you used marijuana (grass, pot) or hashish (hash, hash oil) in your lifetime? . . . . .	65
145	On how many occasions have you used marijuana (grass, pot) or hashish (hash, hash oil) during the past 30 days? . . . . .	65
146	On how many occasions have you used LSD or other psychedelics in your lifetime? . . . . .	65
147	On how many occasions have you used LSD or other psychedelics during the past 30 days? . . . . .	66
148	On how many occasions have you used cocaine or crack in your lifetime? . . . . .	66
149	On how many occasions have you used cocaine or crack during the past 30 days? . . . . .	66
150	On how many occasions have you sniffed glue, breathed the contents of an aerosol spray can, or inhaled other gases or sprays, in order to get high in your lifetime? . . . . .	67
151	On how many occasions have you sniffed glue, breathed the contents of an aerosol spray can, or inhaled other gases or sprays, in order to get high during the past 30 days? . . . . .	67
152	On how many occasions have you used Daztrex in your lifetime? . . . . .	68
153	On how many occasions have you used Daztrex during the past 30 days? . . . . .	68
154	On how many occasions have you used synthetic marijuana in your lifetime? . . . . .	68
155	On how many occasions have you used synthetic marijuana during the past 30 days? . . . . .	69
156	On how many occasions have you used methamphetamines (meth, speed, crank, crystal meth) in your lifetime? . . . . .	69

157	On how many occasions have you used methamphetamines (meth, speed, crank, crystal meth) in the past 30 days? . . . . .	69
158	On how many occasions have you used other chemical products (bath salts, plant food, etc.) in your lifetime? . . . . .	70
159	On how many occasions have you used other chemical products (bath salts, plant food, etc.) during the past 30 days? . . . . .	70
160	On how many occasions have you used heroin or other opiates in your lifetime? . . . . .	70
161	On how many occasions have you used heroin or other opiates during the past 30 days? . . . . .	71
162	On how many occasions have you used MDMA ('X', 'E', or ecstasy) in your lifetime? . . . . .	71
163	On how many occasions have you used MDMA ('X', 'E', or ecstasy) during the past 30 days? . . . . .	71
164	On how many occasions have you taken prescription drugs (such as Valium, Xanax, Ritalin, Adderall, OxyContin, Darvocet, or sleeping pills) not prescribed to you in your lifetime? . . . . .	72
165	On how many occasions have you taken prescription drugs (such as Valium, Xanax, Ritalin, Adderall, OxyContin, Darvocet, or sleeping pills) not prescribed to you during the past 30 days? . . . . .	72
166	On how many occasions have you taken non-prescription medicines such as diet pills (for example, Dietac, Dexatrim or Prolamine), stay-awake pills (for example No-Doz, Vivarin, or Wake), or cough or cold medicines (robos, DXM, etc.) to get high in your lifetime? . . . . .	73
167	On how many occasions have you taken non-prescription medicines such as diet pills (for example, Dietac, Dexatrim or Prolamine), stay-awake pills (for example No-Doz, Vivarin, or Wake), or cough or cold medicines (robos, DXM, etc.) to get high during the past 30 days? . . . . .	73
168	On how many occasions have you been drunk or very high from drinking alcoholic beverages during the past 30 days? . . . . .	74
169	On how many occasions have you drunk flavored alcoholic beverages, sometimes called 'alcopops' (like Mike's Hard Lemonade, Smirnoff Ice, Bacardi Breezers, etc.) in your lifetime? . . . . .	74
170	On how many occasions have you drunk flavored alcoholic beverages, sometimes called 'alcopops' (like Mike's Hard Lemonade, Smirnoff Ice, Bacardi Breezers, etc.) during the past 30 days? . . . . .	75
171	If you used prescription drugs or over the counter drugs without a doctor telling you to use it or for the purpose of getting high, where did you get these drugs? . . . . .	75
172	During the last month, about how many marijuana cigarettes, or the equivalent, did you smoke a day, on the average? . . . . .	76
173	How wrong do your friends feel it would be for YOU to: drink alcohol? . . . . .	76
174	How wrong do your friends feel it would be for YOU to: smoke tobacco? . . . . .	76

175	How wrong do your friends feel it would be for YOU to: smoke marijuana? . . . . .	77
176	How wrong do your friends feel it would be for YOU to: use prescription drugs not prescribed to you . . . . .	77
177	How wrong would most adults (over 21) in your neighborhood think it is for kids your age: to use marijuana? . . . . .	77
178	How wrong would most adults (over 21) in your neighborhood think it is for kids your age: to drink alcohol? . . . . .	78
179	How wrong would most adults (over 21) in your neighborhood think it is for kids your age: to smoke cigarettes? . . . . .	78
180	How much do each of the following statements describe your neighborhood? crime and/or drug selling . . . . .	78
181	How much do each of the following statements describe your neighborhood? fights . . . . .	79
182	How much do each of the following statements describe your neighborhood? lots of empty or abandoned buildings . . . . .	79
183	How much do each of the following statements describe your neighborhood? lots of graffiti . . . . .	79
184	I feel safe in my neighborhood. . . . .	80
185	If a kid smoked marijuana in your neighborhood would he or she be caught by the police? . . . . .	80
186	If a kid drank some beer, wine or hard liquor (for example, vodka, whiskey, or gin) in your neighborhood would he or she be caught by the police? . . . . .	80
187	If a kid carried a handgun in your neighborhood would he or she be caught by the police? . . . . .	81
188	If you wanted to get some cigarettes, how easy would it be for you to get some? . . . . .	81
189	If you wanted to get some beer, wine or hard liquor (for example, vodka, whiskey, or gin), how easy would it be for you to get some? . . . . .	81
190	If you wanted to get a drug like cocaine, LSD, or amphetamines, how easy would it be for you to get some? . . . . .	82
191	If you wanted to get a handgun, how easy would it be for you to get one? . . . . .	82
192	If you wanted to get some marijuana, how easy would it be for you to get some? . . . . .	82
193	If you wanted to get prescription drugs for the purpose of getting high, how easy would it be for you to get some? . . . . .	83
194	If you wanted to get synthetic marijuana such as K2 or chemical products such as bath salts to get high, how easy would it be for you to get some? . . . . .	83
195	If you wanted to get steroids to enhance athletic performance, how easy would it be for you to get some? . . . . .	83



196	During the past 12 months, have you participated in any alcohol prevention programs or seen any alcohol prevention messages in your school or community? Yes, a school-based program focused on preventing underage drinking and/or drinking and driving. . . .	84
197	During the past 12 months, have you participated in any alcohol prevention programs or seen any alcohol prevention messages in your school or community? Yes, a community-based program focused on preventing underage drinking and/or drinking and driving (for example, through your church or temple or through youth groups like Boys and Girls Club or 4-H). . . .	84
198	During the past 12 months, have you participated in any alcohol prevention programs or seen any alcohol prevention messages in your school or community? Yes, a media campaign addressing underage drinking and/or drinking and driving (for example, newspaper ads, posters, pamphlets, radio, TV). . . .	84
199	During the past 12 months, have you participated in any alcohol prevention programs or seen any alcohol prevention messages in your school or community? No . . . .	84
200	How wrong do your parents feel it would be for YOU to: drink beer, wine or hard liquor (for example, vodka, whiskey or gin) regularly? .	85
201	How wrong do your parents feel it would be for YOU to: smoke tobacco? . . . .	85
202	How wrong do your parents feel it would be for YOU to: smoke marijuana? . . . .	85
203	How wrong do your parents feel it would be for YOU to: use prescription drugs not prescribed to you? . . . .	86
204	How wrong do your parents feel it would be for YOU to: steal something worth more than \$5? . . . .	86
205	How wrong do your parents feel it would be for YOU to: draw graffiti, write things, or draw pictures on buildings or other property (without the owner's permission)? . . . .	86
206	How wrong do your parents feel it would be for YOU to: pick a fight with someone? . . . .	87
207	During the past 12 months, have you talked with at least one of your parents about the dangers of underage drinking and/or drinking and driving? By parents, we mean either your biological parents, adoptive parents, stepparents, or adult guardians - whether or not they live with you. . . .	87
208	The rules in my family are clear. . . .	87
209	People in my family often insult or yell at each other. . . .	88
210	When I am not at home, one of my parents knows where I am and who I am with. . . .	88
211	We argue about the same things in my family over and over. . . .	88

212	If you drank some beer or wine or liquor (for example, vodka, whiskey, or gin) without your parents' permission, would you be caught by your parents? . . . .	89
213	My family has clear rules about alcohol and drug use. . . .	89
214	If you carried a handgun without your parents' permission, would you be caught by your parents? . . . .	89
215	If you skipped school would you be caught by your parents? . . . .	90
216	My parents ask if I've gotten my homework done. . . .	90
217	People in my family have serious arguments. . . .	90
218	Would your parents know if you did not come home on time? . . . .	91
219	Have any of your brothers or sisters ever: drunk beer, wine or hard liquor (for example, vodka, whiskey or gin)? . . . .	91
220	Have any of your brothers or sisters ever: smoked marijuana? . . . .	91
221	Have any of your brothers or sisters ever: smoked cigarettes? . . . .	91
222	Have any of your brothers or sisters ever: taken a handgun to school? . . . .	92
223	Have any of your brothers or sisters ever: been suspended or expelled from school? . . . .	92
224	Have you changed homes in the past year (the last 12 months)? . . .	92
225	How many times have you changed homes since kindergarten? . . .	92
226	Have you changed schools (including changing from elementary to middle and middle to high school) in the past year? . . . .	93
227	How many times have you changed schools since kindergarten (including changing from elementary to middle and middle to high school)? . . . .	93
228	Has anyone in your family ever had severe alcohol or drug problems? . . .	93
229	About how many adults (over 21) have you known personally who in the past year have: used marijuana, crack, cocaine, or other drugs? . . .	94
230	About how many adults (over 21) have you known personally who in the past year have: sold or dealt drugs? . . . .	94
231	About how many adults (over 21) have you known personally who in the past year have: done other things that could get them in trouble with the police, like stealing, selling stolen goods, mugging or assaulting others, etc.? . . . .	94
232	About how many adults (over 21) have you known personally who in the past year have: gotten drunk or high? . . . .	95
233	Have you seen or heard information about underage drinking in the past 12 months from the following sources? Radio . . . .	95
234	Have you seen or heard information about underage drinking in the past 12 months from the following sources? TV. . . .	95
235	Have you seen or heard information about underage drinking in the past 12 months from the following sources? Print. This includes information on underage drinking you may have seen in the newspaper, on a billboard, in pamphlets, on stickers, etc. . . .	95



236	Have you seen or heard information about underage drinking in the past 12 months from the following sources? Website or social media? (Facebook, Myspace, website, etc.) . . . . .	96
237	The next questions ask about your opinions of the information you saw or heard. If you have seen or heard more than one ad, please think about your favorite ad when answering these questions. The information about underage drinking that I saw or heard was convincing. . . . .	96
238	The next questions ask about your opinions of the information you saw or heard. If you have seen or heard more than one ad, please think about your favorite ad when answering these questions. The information about underage drinking that I saw or heard grabbed my attention. . . . .	96
239	The next questions ask about your opinions of the information you saw or heard. If you have seen or heard more than one ad, please think about your favorite ad when answering these questions. The information about underage drinking that I saw or heard said something important to me. . . . .	97
240	The next questions ask about your opinions of the information you saw or heard. If you have seen or heard more than one ad, please think about your favorite ad when answering these questions. Seeing or hearing this information about underage drinking made me want to stop or decrease my drinking. . . . .	97
241	How honest were you in filling out this survey? . . . . .	97

## List of Figures

1	Grade Chart . . . . .	11
2	Gender Chart . . . . .	12
3	Age Chart . . . . .	13
4	Ethnic Origin Chart . . . . .	14

# 1 INTRODUCTION

This report was generated from data collected on the *2012 Arkansas Prevention Needs Assessment Student Survey*. This report contains basic frequency tables of all data collected and graphs on the selected demographic variables of grade, gender, age and ethnic origin. The graph on ethnic origin is represented as a bar chart rather than as a pie chart. This is because students were allowed to mark more than one response for ethnic origin as opposed to being allowed to mark only one response. The bars represent the percent of students who marked each of the ethnic categories.

Questions regarding the information found in this report can be directed to:

**Pride Surveys**

160 Vanderbilt Court  
Bowling Green, KY 42103  
1-800-279-6361  
[www.pridesurveys.com](http://www.pridesurveys.com)

# Grade Chart

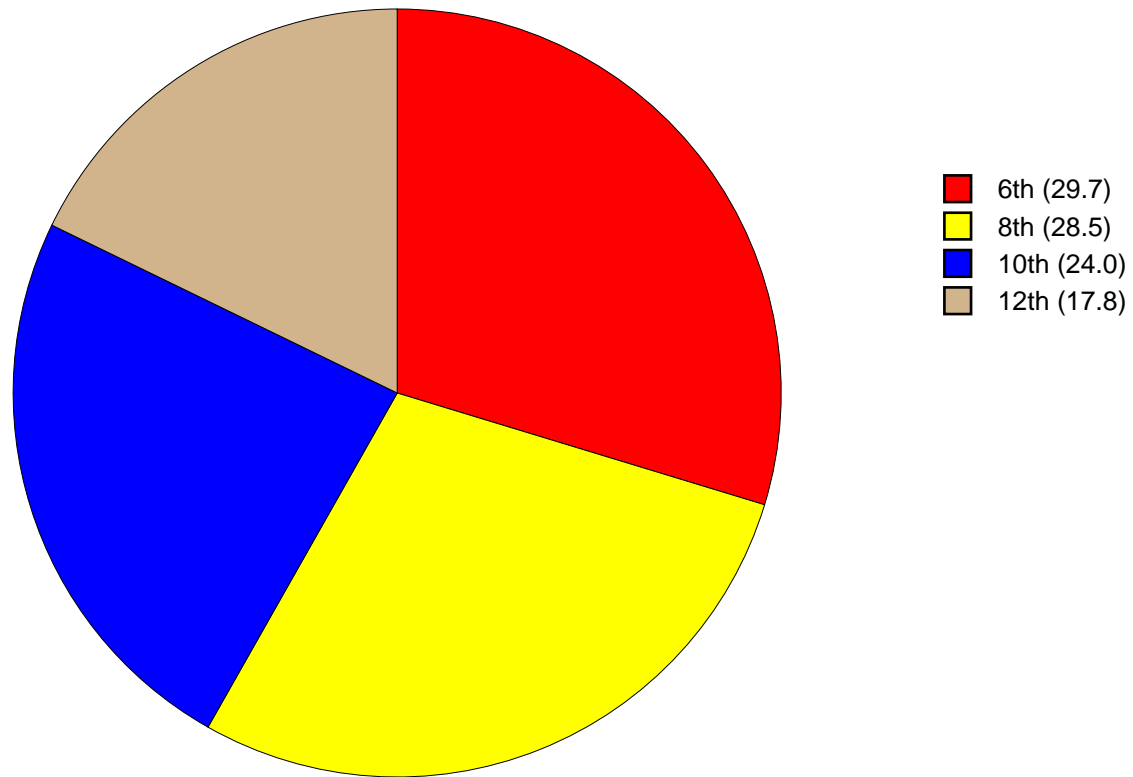


Figure 1: Grade Chart

## Gender Chart

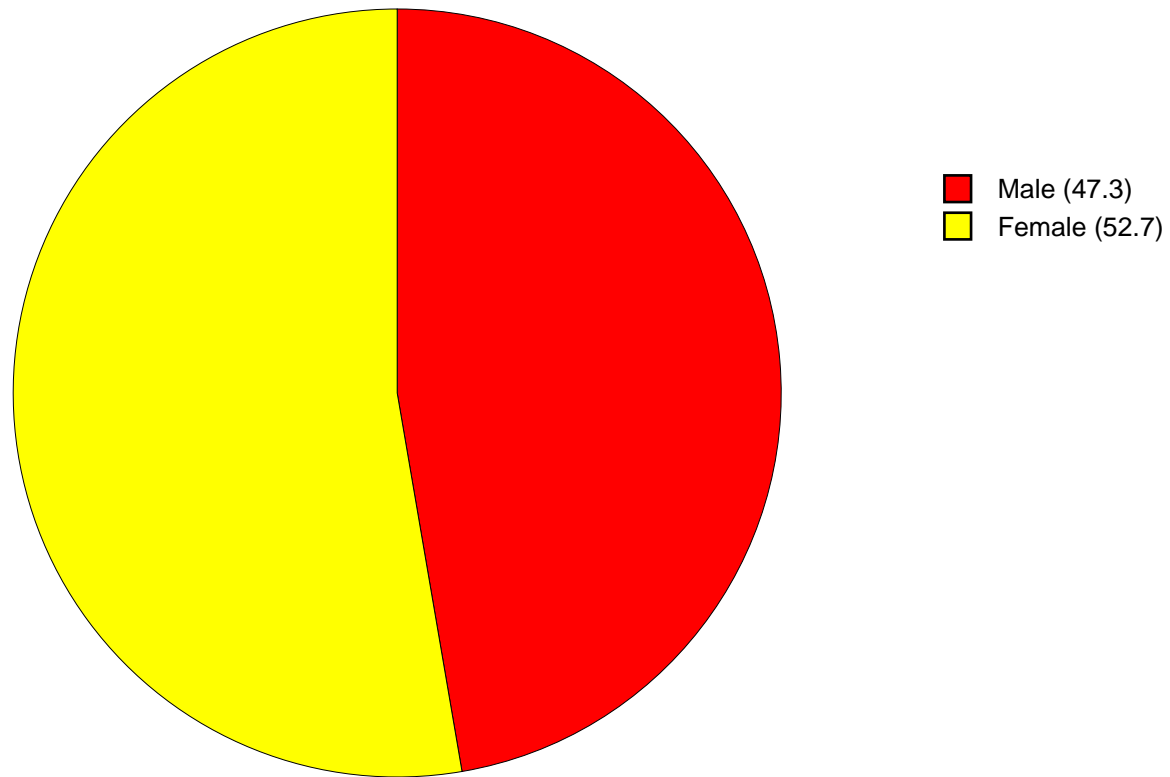


Figure 2: Gender Chart

# Age Chart

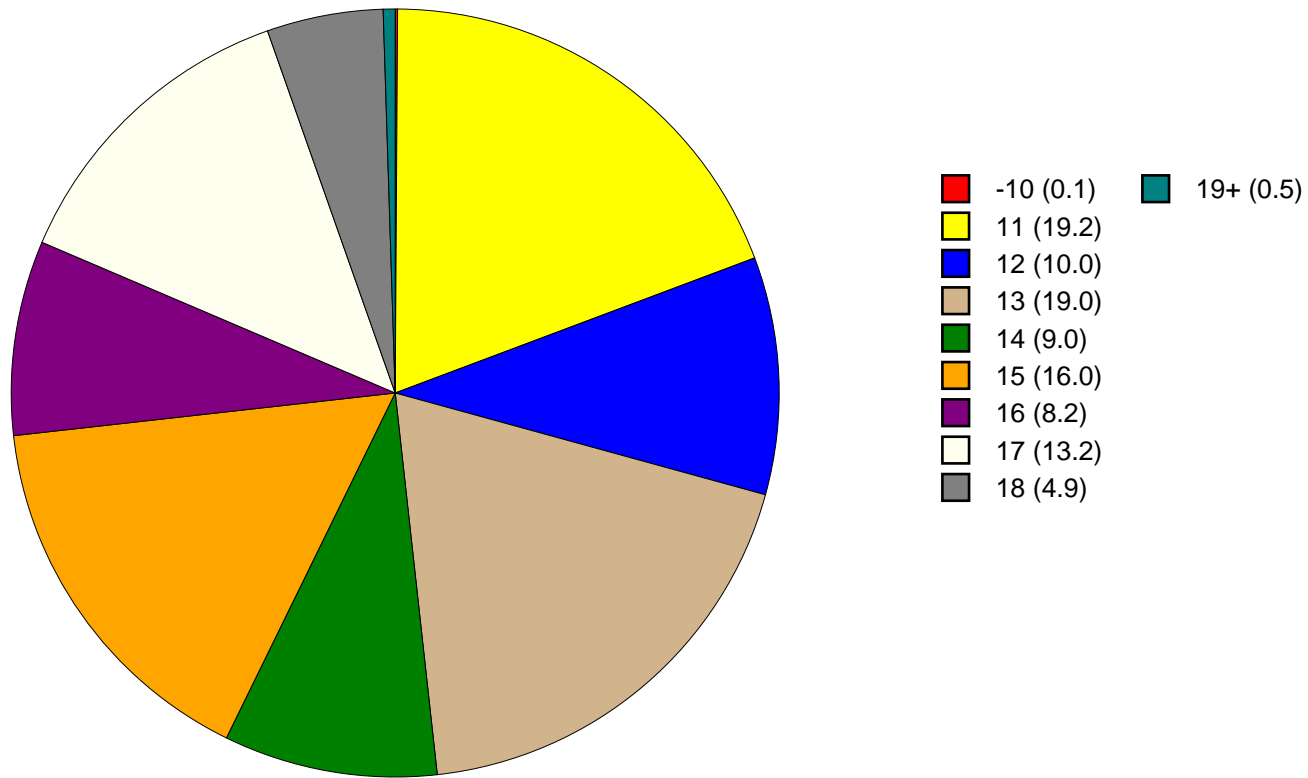


Figure 3: Age Chart

# Ethnic Origin Chart

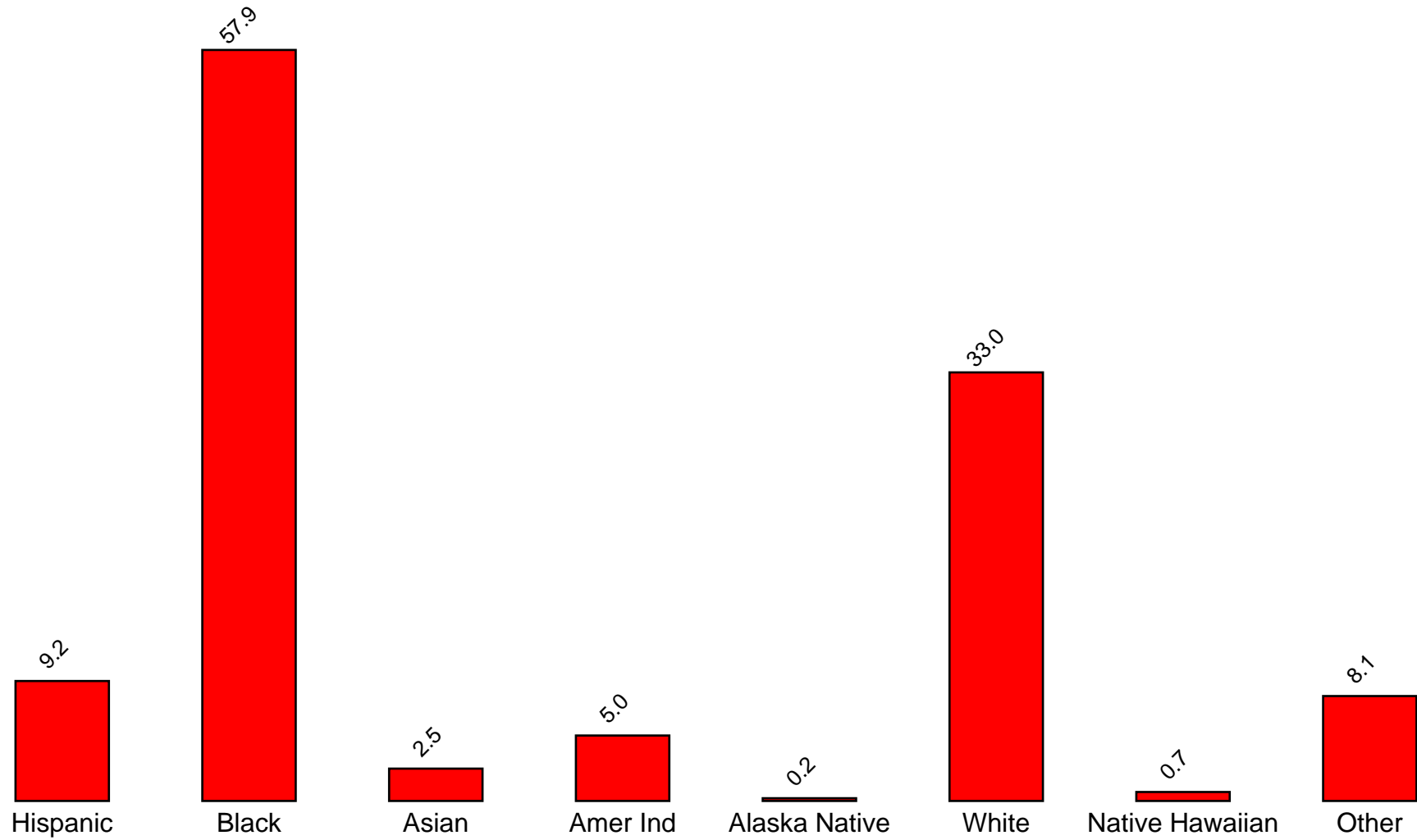


Figure 4: Ethnic Origin Chart

## 2 PERCENTAGE TABLES

The following tables contain frequency distribution detailing how your students responded to each question on the survey. The tables appear in the same order as the questions on the survey. The tables include breakdowns by grade level as well as overall percentages. The *N of Valid* row is a frequency count of the number of valid responses to each question for each grade and overall. The *N of Miss* row is a frequency count of the number of invalid(marked more than one response) or missing (i.e. did not respond) responses to each question for each grade and overall.

For the questions that allowed more than one response (i.e. race, live with, etc.) each response becomes a separate table. If a student did not mark the response, that was counted as a NO response, and if they did mark the response, that was counted as a YES response. Since a non response is a valid response for these questions, the *N of Miss* will always be zero for these questions.



Table 1: Sex

Response	6	8	10	12	Total	
Male	48.9	47.3	47.6	44.3	47.3	
Female	51.1	52.7	52.4	55.7	52.7	
N of Valid	2525	2413	2036	1514	8488	
N of Miss	15	19	13	9	56	

Table 2: Age

Response	6	8	10	12	Total	
10 or younger	0.3	0.0	0.0	0.0	0.1	
11	64.7	0.0	0.0	0.0	19.2	
12	33.1	0.5	0.0	0.0	10.0	
13	1.9	64.6	0.0	0.0	19.0	
14	0.0	31.4	0.4	0.0	9.0	
15	0.0	3.3	62.8	0.0	16.0	
16	0.0	0.1	33.0	1.3	8.2	
17	0.0	0.0	3.3	69.5	13.2	
18	0.0	0.0	0.5	26.6	4.9	
19 or older	0.0	0.0	0.0	2.6	0.5	
N of Valid	2529	2419	2039	1516	8503	
N of Miss	11	13	10	7	41	

Table 3: Are you Hispanic or Latino?

Response	6	8	10	12	Total	
No	89.4	91.0	91.2	91.9	90.8	
Yes	10.6	9.0	8.8	8.1	9.2	
N of Valid	2419	2377	2007	1513	8316	
N of Miss	121	55	42	10	228	

Table 4: What is your race? Black or African American



Response	6	8	10	12	Total	
No	41.3	39.8	43.0	45.8	42.1	
Yes	58.7	60.2	57.0	54.2	57.9	
N of Valid	2540	2432	2049	1523	8544	
N of Miss	0	0	0	0	0	

Table 5: What is your race? Asian



Response	6	8	10	12	Total	
No	98.4	97.7	96.3	97.2	97.5	
Yes	1.6	2.3	3.7	2.8	2.5	
N of Valid	2540	2432	2049	1523	8544	
N of Miss	0	0	0	0	0	

Table 6: What is your race? American Indian



Response	6	8	10	12	Total	
No	94.5	94.6	95.0	96.3	95.0	
Yes	5.5	5.4	5.0	3.7	5.0	
N of Valid	2540	2432	2049	1523	8544	
N of Miss	0	0	0	0	0	

Table 7: What is your race? Alaska Native



Response	6	8	10	12	Total	
No	99.8	99.7	99.8	99.9	99.8	
Yes	0.2	0.3	0.2	0.1	0.2	
N of Valid	2540	2432	2049	1523	8544	
N of Miss	0	0	0	0	0	

Table 8: What is your race? White



Response	6	8	10	12	Total	
No	70.5	68.3	65.1	61.4	67.0	
Yes	29.5	31.7	34.9	38.6	33.0	
N of Valid	2540	2432	2049	1523	8544	
N of Miss	0	0	0	0	0	

Table 9: What is your race? Native Hawaiian or Other Pacific Islander



Response	6	8	10	12	Total	
No	99.6	99.4	98.9	99.1	99.3	
Yes	0.4	0.6	1.1	0.9	0.7	
N of Valid	2540	2432	2049	1523	8544	
N of Miss	0	0	0	0	0	

Table 10: What is your race? Other



Response	6	8	10	12	Total	
No	90.2	92.1	92.2	94.0	91.9	
Yes	9.8	7.9	7.8	6.0	8.1	
N of Valid	2540	2432	2049	1523	8544	
N of Miss	0	0	0	0	0	

Table 11: What is the highest level of schooling completed by your mother or father?









Response	6	8	10	12	Total	
Completed grade school or less	3.9	3.5	1.4	1.7	2.8	
Some high school	3.5	4.5	10.5	13.6	7.3	
Completed high school	11.5	13.8	14.8	15.9	13.8	
Some college	9.8	15.6	16.8	21.1	15.2	
Completed college	24.1	23.0	25.7	24.6	24.3	
Graduate or professional school after college	11.7	13.2	15.4	15.0	13.6	
Don't know	34.1	24.5	13.5	6.9	21.4	
Does not apply	1.4	1.8	2.0	1.2	1.6	
N of Valid	2388	2379	2005	1497	8269	
N of Miss	152	53	44	26	275	

Table 12: Think of where you live most of the time. Which of the following people live there with you? Mother



Response	6	8	10	12	Total	
No	12.7	12.0	15.1	16.2	13.7	
Yes	87.3	88.0	84.9	83.8	86.3	
N of Valid	2540	2432	2049	1523	8544	
N of Miss	0	0	0	0	0	

Table 13: Think of where you live most of the time. Which of the following people live there with you? Stepmother



Response	6	8	10	12	Total	
No	95.6	96.1	95.1	95.1	95.5	
Yes	4.4	3.9	4.9	4.9	4.5	
N of Valid	2540	2432	2049	1523	8544	
N of Miss	0	0	0	0	0	

Table 14: Think of where you live most of the time. Which of the following people live there with you? Foster Mother



Response	6	8	10	12	Total	
No	99.3	99.5	99.6	99.5	99.5	
Yes	0.7	0.5	0.4	0.5	0.5	
N of Valid	2540	2432	2049	1523	8544	
N of Miss	0	0	0	0	0	

Table 15: Think of where you live most of the time. Which of the following people live there with you? Grandmother



Response	6	8	10	12	Total	
No	86.5	89.1	89.6	91.3	88.8	
Yes	13.5	10.9	10.4	8.7	11.2	
N of Valid	2540	2432	2049	1523	8544	
N of Miss	0	0	0	0	0	

Table 16: Think of where you live most of the time. Which of the following people live there with you? Aunt



Response	6	8	10	12	Total	
No	93.6	94.4	95.8	96.2	94.8	
Yes	6.4	5.6	4.2	3.8	5.2	
N of Valid	2540	2432	2049	1523	8544	
N of Miss	0	0	0	0	0	

Table 17: Think of where you live most of the time. Which of the following people live there with you? Father



Response	6	8	10	12	Total	
No	53.2	57.8	56.2	54.6	55.5	
Yes	46.8	42.2	43.8	45.4	44.5	
N of Valid	2540	2432	2049	1523	8544	
N of Miss	0	0	0	0	0	

Table 18: Think of where you live most of the time. Which of the following people live there with you? Stepfather



Response	6	8	10	12	Total	
No	85.9	84.7	85.0	86.0	85.4	
Yes	14.1	15.3	15.0	14.0	14.6	
N of Valid	2540	2432	2049	1523	8544	
N of Miss	0	0	0	0	0	

Table 19: Think of where you live most of the time. Which of the following people live there with you? Foster Father



Response	6	8	10	12	Total	
No	99.6	99.8	99.7	99.5	99.7	
Yes	0.4	0.2	0.3	0.5	0.3	
N of Valid	2540	2432	2049	1523	8544	
N of Miss	0	0	0	0	0	

Table 20: Think of where you live most of the time. Which of the following people live there with you? Grandfather



Response	6	8	10	12	Total	
No	93.7	95.2	95.2	96.4	95.0	
Yes	6.3	4.8	4.8	3.6	5.0	
N of Valid	2540	2432	2049	1523	8544	
N of Miss	0	0	0	0	0	

Table 21: Think of where you live most of the time. Which of the following people live there with you? Uncle



Response	6	8	10	12	Total	
No	94.4	96.0	96.5	97.0	95.8	
Yes	5.6	4.0	3.5	3.0	4.2	
N of Valid	2540	2432	2049	1523	8544	
N of Miss	0	0	0	0	0	

Table 22: Think of where you live most of the time. Which of the following people live there with you? Other Adults



Response	6	8	10	12	Total	
No	97.1	97.7	98.1	97.6	97.6	
Yes	2.9	2.3	1.9	2.4	2.4	
N of Valid	2540	2432	2049	1523	8544	
N of Miss	0	0	0	0	0	

Table 23: Think of where you live most of the time. Which of the following people live there with you? Brother(s)



Response	6	8	10	12	Total	
No	53.8	55.1	58.7	61.9	56.8	
Yes	46.2	44.9	41.3	38.1	43.2	
N of Valid	2540	2432	2049	1523	8544	
N of Miss	0	0	0	0	0	

Table 24: Think of where you live most of the time. Which of the following people live there with you? Stepbrother(s)



Response	6	8	10	12	Total	
No	96.2	97.0	96.6	96.8	96.7	
Yes	3.8	3.0	3.4	3.2	3.3	
N of Valid	2540	2432	2049	1523	8544	
N of Miss	0	0	0	0	0	

Table 25: Think of where you live most of the time. Which of the following people live there with you? Sister(s)



Response	6	8	10	12	Total	
No	55.1	57.3	57.4	62.2	57.5	
Yes	44.9	42.7	42.6	37.8	42.5	
N of Valid	2540	2432	2049	1523	8544	
N of Miss	0	0	0	0	0	



Table 26: Think of where you live most of the time. Which of the following people live there with you? Stepsister(s)

Response	6	8	10	12	Total	
No	96.6	97.0	97.0	96.9	96.9	
Yes	3.4	3.0	3.0	3.1	3.1	
N of Valid	2540	2432	2049	1523	8544	
N of Miss	0	0	0	0	0	

Table 27: Think of where you live most of the time. Which of the following people live there with you? Other Children

Response	6	8	10	12	Total	
No	94.9	95.6	94.5	94.0	94.8	
Yes	5.1	4.4	5.5	6.0	5.2	
N of Valid	2540	2432	2049	1523	8544	
N of Miss	0	0	0	0	0	

Table 28: In my school, students have lots of chances to help decide things like class activities and rules.

Response	6	8	10	12	Total	
NO!	19.9	23.7	22.9	24.3	22.5	
no	33.3	37.2	37.2	36.3	35.9	
yes	36.9	33.2	31.8	32.2	33.8	
YES!	9.9	5.9	8.2	7.3	7.9	
N of Valid	2459	2394	2012	1489	8354	
N of Miss	81	38	37	34	190	

Table 29: Teachers ask me to work on special classroom projects.

Response	6	8	10	12	Total	
NO!	11.5	11.0	13.1	10.9	11.6	
no	28.5	37.1	43.1	40.3	36.6	
yes	42.4	41.5	36.4	42.1	40.6	
YES!	17.5	10.4	7.4	6.6	11.1	
N of Valid	2460	2388	2016	1492	8356	
N of Miss	80	44	33	31	188	

Table 30: My teacher(s) notices when I am doing a good job and lets me know about it.


Response	6	8	10	12	Total	
NO!	8.0	9.4	10.0	9.9	9.2	
no	15.5	20.0	26.3	22.0	20.6	
yes	43.1	45.8	45.9	49.4	45.7	
YES!	33.4	24.8	17.8	18.6	24.6	
N of Valid	2473	2385	2013	1491	8362	
N of Miss	67	47	36	32	182	

Table 31: There are lots of chances for students in my school to get involved in sports, clubs, and other school activities outside of class.


Response	6	8	10	12	Total	
NO!	8.3	3.8	3.0	2.7	4.8	
no	13.1	8.9	7.5	7.5	9.6	
yes	38.6	42.8	39.3	40.0	40.2	
YES!	39.9	44.4	50.2	49.8	45.4	
N of Valid	2472	2395	2013	1486	8366	
N of Miss	68	37	36	37	178	

Table 32: There are lots of chances for students in my school to talk with a teacher one-on-one.


Response	6	8	10	12	Total	
NO!	7.6	9.0	8.3	6.4	8.0	
no	18.6	23.6	24.3	21.2	21.9	
yes	44.8	45.6	49.9	50.8	47.3	
YES!	29.1	21.7	17.5	21.7	22.8	
N of Valid	2447	2382	2009	1487	8325	
N of Miss	93	50	40	36	219	

Table 33: I feel safe at my school.


Response	6	8	10	12	Total	
NO!	12.2	13.7	14.0	11.0	12.9	
no	15.1	20.3	22.2	20.3	19.2	
yes	43.8	48.8	52.0	54.5	49.1	
YES!	28.9	17.2	11.8	14.2	18.8	
N of Valid	2444	2387	1999	1485	8315	
N of Miss	96	45	50	38	229	

Table 34: The school lets my parents know when I have done something well.

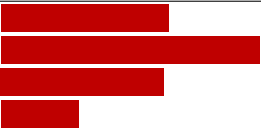
Response	6	8	10	12	Total	
NO!	17.9	25.1	29.1	31.8	25.1	
no	31.0	40.3	46.3	46.9	40.2	
yes	32.4	25.5	19.4	16.4	24.4	
YES!	18.8	9.1	5.3	4.9	10.3	
N of Valid	2445	2376	1999	1479	8299	
N of Miss	95	56	50	44	245	

Table 35: My teachers praise me when I work hard in school.

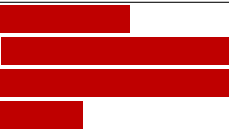
Response	6	8	10	12	Total	
NO!	17.3	19.6	20.6	17.0	18.7	
no	27.7	34.7	39.7	40.7	34.9	
yes	37.9	35.6	32.5	34.2	35.3	
YES!	17.1	10.0	7.2	8.1	11.0	
N of Valid	2420	2377	1994	1484	8275	
N of Miss	120	55	55	39	269	

Table 36: Are your school grades better than the grades of most students in your class?

Response	6	8	10	12	Total	
NO!	6.3	5.8	5.2	3.8	5.4	
no	24.1	28.1	27.8	24.4	26.2	
yes	46.3	46.8	49.0	52.1	48.1	
YES!	23.3	19.3	18.0	19.6	20.2	
N of Valid	2413	2372	1998	1485	8268	
N of Miss	127	60	51	38	276	

Table 37: I have lots of chances to be part of class discussions or activities.

Response	6	8	10	12	Total	
NO!	6.3	5.9	4.3	3.2	5.1	
no	13.5	16.3	14.7	13.7	14.7	
yes	45.4	54.2	57.2	59.2	53.2	
YES!	34.8	23.5	23.8	23.9	27.0	
N of Valid	2444	2387	1999	1482	8312	
N of Miss	96	45	50	41	232	

Table 38: Now thinking back over the past year in school, how often did you: enjoy being in school?

Response	6	8	10	12	Total	
Never	6.2	7.3	7.9	7.7	7.2	
Seldom	5.0	9.7	12.5	15.9	10.1	
Sometimes	37.0	43.2	44.1	41.6	41.3	
Often	24.5	24.7	25.1	25.5	24.9	
Almost always	27.3	15.2	10.4	9.4	16.6	
N of Valid	2462	2401	2002	1482	8347	
N of Miss	78	31	47	41	197	

Table 39: Now thinking back over the past year in school, how often did you: hate being in school?






Response	6	8	10	12	Total	
Never	23.6	10.8	7.2	7.2	13.1	
Seldom	22.7	22.9	22.1	20.9	22.3	
Sometimes	35.2	39.2	40.3	40.3	38.5	
Often	10.5	16.4	19.7	20.6	16.2	
Almost always	8.0	10.8	10.6	11.0	10.0	
N of Valid	2434	2379	1993	1480	8286	
N of Miss	106	53	56	43	258	

Table 40: Now thinking back over the past year in school, how often did you: try to do your best work in school?






Response	6	8	10	12	Total	
Never	0.5	0.5	0.8	1.2	0.7	
Seldom	0.8	2.0	2.4	2.4	1.8	
Sometimes	6.1	11.6	16.8	16.5	12.1	
Often	18.9	31.3	34.2	32.1	28.5	
Almost always	73.7	54.7	45.8	47.8	56.9	
N of Valid	2421	2379	1974	1471	8245	
N of Miss	119	53	75	52	299	

Table 41: How often do you feel that the school work you are assigned is meaningful and important?






Response	6	8	10	12	Total	
Never	4.8	5.6	7.3	7.1	6.1	
Seldom	7.3	13.9	20.6	22.4	15.1	
Sometimes	21.8	30.6	36.5	38.3	30.8	
Often	32.4	29.4	23.5	24.5	28.0	
Almost always	33.6	20.4	12.1	7.7	20.0	
N of Valid	2423	2374	1984	1477	8258	
N of Miss	117	58	65	46	286	

Table 42: Putting them all together, what were your grades like last year?

Response	6	8	10	12	Total	
Mostly F's	1.4	1.6	2.4	1.1	1.6	
Mostly D's	2.7	5.5	4.8	3.7	4.2	
Mostly C's	12.2	24.8	28.9	28.7	22.8	
Mostly B's	34.5	40.8	40.0	42.2	39.0	
Mostly A's	49.3	27.3	23.9	24.3	32.3	
N of Valid	2335	2310	1947	1453	8045	
N of Miss	205	122	102	70	499	

Table 43: How important do you think the things you are learning in school are going to be for your later life?

Response	6	8	10	12	Total	
Very important	61.7	42.3	24.9	19.4	39.9	
Quite important	21.8	25.4	22.2	21.4	22.8	
Fairly important	11.4	19.8	30.1	32.9	22.1	
Slightly important	3.8	10.1	17.7	21.6	12.0	
Not at all important	1.4	2.4	5.1	4.8	3.2	
N of Valid	2475	2397	1991	1473	8336	
N of Miss	65	35	58	50	208	

Table 44: How interesting are most of your courses to you?

Response	6	8	10	12	Total	
Very interesting and stimulating	24.7	12.5	8.3	10.2	14.7	
Quite interesting	36.7	30.7	24.8	25.2	30.1	
Fairly interesting	26.4	35.7	41.0	40.8	35.2	
Slightly dull	7.8	14.3	18.0	16.5	13.7	
Very dull	4.4	6.8	7.8	7.3	6.4	
N of Valid	2440	2384	1994	1474	8292	
N of Miss	100	48	55	49	252	

Table 45: During the LAST FOUR WEEKS how many whole days of school have you missed because you skipped or 'cut'?








Response	6	8	10	12	Total	
None	77.4	78.5	74.9	61.7	74.3	
1	8.8	6.8	7.3	12.7	8.5	
2	4.9	4.7	5.7	7.8	5.6	
3	3.6	4.5	4.6	7.3	4.7	
04/05/13	3.4	3.0	4.9	6.2	4.2	
06/10/13	1.4	1.3	1.4	3.2	1.7	
11 or more	0.5	1.3	1.1	1.1	1.0	
N of Valid	2488	2399	2005	1475	8367	
N of Miss	52	33	44	48	177	

Table 46: What are the chances you would be seen as cool if you: smoked cigarettes?






Response	6	8	10	12	Total	
No or very little chance	85.7	71.3	65.1	67.8	73.3	
Little chance	6.8	12.3	16.8	15.7	12.4	
Some chance	3.8	8.5	9.9	10.1	7.8	
Pretty good chance	2.2	4.8	5.5	3.9	4.0	
Very good chance	1.5	3.1	2.7	2.5	2.5	
N of Valid	2365	2355	1966	1459	8145	
N of Miss	175	77	83	64	399	

Table 47: What are the chances you would be seen as cool if you: worked hard at school?






Response	6	8	10	12	Total	
No or very little chance	6.4	10.3	9.0	9.0	8.6	
Little chance	6.6	12.5	14.6	12.3	11.3	
Some chance	12.6	19.8	25.9	25.1	20.1	
Pretty good chance	23.7	26.3	26.6	27.1	25.8	
Very good chance	50.7	31.1	23.9	26.4	34.3	
N of Valid	2400	2368	1969	1461	8198	
N of Miss	140	64	80	62	346	



Table 48: What are the chances you would be seen as cool if you: began drinking alcoholic beverages regularly, that is, at least once or twice a month?






Response	6	8	10	12	Total	
No or very little chance	84.2	66.1	48.9	44.9	63.4	
Little chance	7.8	13.1	18.1	17.7	13.6	
Some chance	3.6	10.0	16.5	17.3	11.0	
Pretty good chance	2.2	6.5	10.9	12.7	7.4	
Very good chance	2.1	4.4	5.5	7.3	4.5	
N of Valid	2365	2352	1969	1460	8146	
N of Miss	175	80	80	63	398	

Table 49: What are the chances you would be seen as cool if you: defended someone who was being verbally abused at school?






Response	6	8	10	12	Total	
No or very little chance	19.7	16.6	16.4	14.1	17.0	
Little chance	10.0	13.6	16.9	12.8	13.2	
Some chance	16.1	22.8	25.7	26.7	22.3	
Pretty good chance	20.8	24.4	22.5	26.9	23.4	
Very good chance	33.3	22.6	18.5	19.5	24.2	
N of Valid	2376	2351	1967	1459	8153	
N of Miss	164	81	82	64	391	

Table 50: What are the chances you would be seen as cool if you: smoked marijuana?






Response	6	8	10	12	Total	
No or very little chance	86.6	60.9	40.9	40.1	59.8	
Little chance	4.3	8.6	10.7	12.9	8.6	
Some chance	3.1	7.6	15.1	14.9	9.4	
Pretty good chance	2.4	8.5	13.3	14.0	8.9	
Very good chance	3.6	14.4	20.1	18.1	13.3	
N of Valid	2378	2359	1969	1457	8163	
N of Miss	162	73	80	66	381	

Table 51: What are the chances you would be seen as cool if you: carried a handgun?






Response	6	8	10	12	Total	
No or very little chance	83.2	73.2	67.1	71.1	74.3	
Little chance	5.9	10.2	12.3	11.8	9.7	
Some chance	4.2	5.8	8.4	7.3	6.2	
Pretty good chance	1.9	4.5	6.0	4.7	4.1	
Very good chance	4.7	6.4	6.2	5.1	5.6	
N of Valid	2380	2354	1972	1459	8165	
N of Miss	160	78	77	64	379	

Table 52: Think of your four best friends (the friends you feel closest to). In the past year (12 months), how many of your best friends have: participated in clubs, organizations or activities at school?






Response	6	8	10	12	Total	
0	19.2	13.8	13.7	12.6	15.1	
1	11.9	11.0	13.1	13.1	12.2	
2	17.8	17.8	21.4	16.2	18.4	
3	15.6	17.1	15.9	15.4	16.1	
4	35.5	40.2	35.8	42.7	38.2	
N of Valid	2382	2346	1963	1443	8134	
N of Miss	158	86	86	80	410	

Table 53: Think of your four best friends (the friends you feel closest to). In the past year (12 months), how many of your best friends have: smoked cigarettes?






Response	6	8	10	12	Total	
0	91.6	76.8	64.6	59.3	75.2	
1	4.5	11.3	14.9	16.2	11.0	
2	1.7	5.0	8.3	9.6	5.6	
3	1.0	2.8	4.8	6.3	3.4	
4	1.2	4.0	7.4	8.6	4.8	
N of Valid	2407	2353	1946	1442	8148	
N of Miss	133	79	103	81	396	

Table 54: Think of your four best friends (the friends you feel closest to). In the past year (12 months), how many of your best friends have: tried beer, wine or hard liquor (for example, vodka, whiskey, or gin) when their parents didn't know about it?






Response	6	8	10	12	Total	
0	84.0	60.8	38.1	28.2	56.4	
1	7.3	13.2	16.5	15.2	12.6	
2	3.9	9.6	16.3	14.9	10.5	
3	1.8	5.7	10.2	12.7	6.9	
4	3.0	10.8	18.9	29.1	13.7	
N of Valid	2402	2342	1954	1445	8143	
N of Miss	138	90	95	78	401	

Table 55: Think of your four best friends (the friends you feel closest to). In the past year (12 months), how many of your best friends have: made a commitment to stay drug-free?






Response	6	8	10	12	Total	
0	13.5	23.6	33.0	38.6	25.5	
1	5.7	9.0	16.5	16.7	11.2	
2	6.7	10.0	10.8	12.5	9.7	
3	8.0	11.0	10.2	9.3	9.6	
4	66.1	46.4	29.5	22.9	44.0	
N of Valid	2393	2329	1942	1436	8100	
N of Miss	147	103	107	87	444	

Table 56: Think of your four best friends (the friends you feel closest to). In the past year (12 months), how many of your best friends have: used marijuana?






Response	6	8	10	12	Total	
0	92.9	66.5	42.2	35.2	62.9	
1	3.2	10.8	16.0	16.9	10.9	
2	1.4	7.2	12.3	13.8	7.9	
3	0.6	4.7	9.7	10.7	5.8	
4	1.8	10.8	19.9	23.4	12.6	
N of Valid	2387	2338	1953	1434	8112	
N of Miss	153	94	96	89	432	

Table 57: Think of your four best friends (the friends you feel closest to). In the past year (12 months), how many of your best friends have: used prescription drugs or non-prescription drugs for the purposes of getting high?






Response	6	8	10	12	Total	
0	93.9	81.3	71.0	69.3	80.4	
1	2.9	8.2	10.4	10.7	7.6	
2	1.3	4.4	7.4	8.5	4.9	
3	0.6	2.4	4.6	4.2	2.7	
4	1.2	3.8	6.5	7.3	4.3	
N of Valid	2398	2340	1957	1442	8137	
N of Miss	142	92	92	81	407	

Table 58: Think of your four best friends (the friends you feel closest to). In the past year (12 months), how many of your best friends have: used synthetic marijuana (K2, spice) or bath salts?






Response	6	8	10	12	Total	
0	96.3	89.9	83.7	83.6	89.2	
1	1.8	4.5	7.4	7.0	4.8	
2	0.8	2.2	4.0	4.4	2.6	
3	0.3	1.3	1.5	1.9	1.2	
4	0.8	2.1	3.4	3.1	2.2	
N of Valid	2394	2338	1954	1441	8127	
N of Miss	146	94	95	82	417	

Table 59: Think of your four best friends (the friends you feel closest to). In the past year (12 months), how many of your best friends have: used LSD, cocaine, amphetamines, or other illegal drugs?






Response	6	8	10	12	Total	
0	96.8	89.9	86.5	85.9	90.4	
1	1.4	4.7	6.6	6.1	4.4	
2	0.6	2.0	2.3	3.9	2.0	
3	0.3	1.6	1.6	1.6	1.2	
4	0.8	1.7	3.1	2.5	1.9	
N of Valid	2376	2328	1945	1436	8085	
N of Miss	164	104	104	87	459	

Table 60: Think of your four best friends (the friends you feel closest to). In the past year (12 months), how many of your best friends have: tried to do well in school?






Response	6	8	10	12	Total	
0	3.3	3.6	3.9	3.8	3.6	
1	3.2	3.9	5.1	5.1	4.2	
2	5.8	8.9	11.8	11.0	9.1	
3	12.1	17.4	18.9	17.5	16.2	
4	75.6	66.3	60.4	62.6	67.0	
N of Valid	2393	2335	1940	1437	8105	
N of Miss	147	97	109	86	439	

Table 61: Think of your four best friends (the friends you feel closest to). In the past year (12 months), how many of your best friends have: been suspended from school?






Response	6	8	10	12	Total	
0	44.9	38.0	49.3	61.4	46.9	
1	24.1	20.1	19.0	17.4	20.6	
2	12.5	16.4	11.7	10.0	13.0	
3	6.1	7.8	8.4	3.7	6.7	
4	12.3	17.6	11.6	7.4	12.8	
N of Valid	2381	2341	1938	1442	8102	
N of Miss	159	91	111	81	442	

Table 62: Think of your four best friends (the friends you feel closest to). In the past year (12 months), how many of your best friends have: liked school?






Response	6	8	10	12	Total	
0	15.1	24.7	25.3	23.6	21.8	
1	10.5	12.2	13.0	14.7	12.3	
2	16.7	19.7	24.7	24.4	20.8	
3	21.1	18.0	17.2	17.5	18.6	
4	36.7	25.5	19.9	19.8	26.4	
N of Valid	2389	2334	1947	1436	8106	
N of Miss	151	98	102	87	438	

Table 63: Think of your four best friends (the friends you feel closest to). In the past year (12 months), how many of your best friends have: carried a handgun?






Response	6	8	10	12	Total	
0	92.9	90.4	86.8	88.9	90.0	
1	3.8	4.1	5.0	4.6	4.3	
2	1.1	2.6	3.3	3.1	2.4	
3	0.7	1.2	1.1	0.7	0.9	
4	1.5	1.7	3.7	2.8	2.3	
N of Valid	2398	2345	1941	1441	8125	
N of Miss	142	87	108	82	419	

Table 64: Think of your four best friends (the friends you feel closest to). In the past year (12 months), how many of your best friends have: sold illegal drugs?






Response	6	8	10	12	Total	
0	96.0	85.4	75.5	75.7	84.4	
1	1.9	6.6	11.0	10.4	7.0	
2	0.8	3.3	5.5	6.5	3.7	
3	0.3	1.8	2.7	2.5	1.7	
4	1.1	2.8	5.3	4.9	3.3	
N of Valid	2371	2318	1937	1438	8064	
N of Miss	169	114	112	85	480	

Table 65: Think of your four best friends (the friends you feel closest to). In the past year (12 months), how many of your best friends have: regularly attended religious services?






Response	6	8	10	12	Total	
0	39.5	25.8	20.9	21.2	27.7	
1	9.9	11.9	15.7	18.9	13.5	
2	12.4	18.1	20.5	21.4	17.7	
3	11.6	17.4	16.7	16.6	15.4	
4	26.6	26.8	26.2	21.9	25.7	
N of Valid	2285	2299	1935	1436	7955	
N of Miss	255	133	114	87	589	

Table 66: Think of your four best friends (the friends you feel closest to). In the past year (12 months), how many of your best friends have: stolen or tried to steal a motor vehicle such as a car or motorcycle?






Response	6	8	10	12	Total	
0	96.1	93.0	90.4	92.1	93.2	
1	2.0	3.6	4.5	4.0	3.4	
2	0.7	1.5	2.0	1.6	1.4	
3	0.5	0.7	1.0	0.5	0.7	
4	0.7	1.3	2.1	1.7	1.4	
N of Valid	2392	2337	1943	1439	8111	
N of Miss	148	95	106	84	433	

Table 67: Think of your four best friends (the friends you feel closest to). In the past year (12 months), how many of your best friends have: been arrested?






Response	6	8	10	12	Total	
0	92.0	77.7	73.6	76.9	80.8	
1	5.0	12.2	14.1	12.2	10.5	
2	1.3	4.5	6.1	5.8	4.2	
3	0.7	2.6	2.3	2.0	1.9	
4	1.0	3.0	3.9	3.1	2.6	
N of Valid	2385	2332	1945	1438	8100	
N of Miss	155	100	104	85	444	

Table 68: Think of your four best friends (the friends you feel closest to). In the past year (12 months), how many of your best friends have: dropped out of school?






Response	6	8	10	12	Total	
0	94.2	94.6	88.3	84.5	91.2	
1	3.5	3.1	6.3	9.5	5.1	
2	1.2	0.9	2.9	3.5	1.9	
3	0.2	0.8	1.0	1.3	0.8	
4	0.9	0.6	1.4	1.2	1.0	
N of Valid	2388	2333	1940	1436	8097	
N of Miss	152	99	109	87	447	



Table 69: Think of your four best friends (the friends you feel closest to). In the past year (12 months), how many of your best friends have: been members of a gang?






Response	6	8	10	12	Total	
0	83.3	70.3	69.7	75.4	74.9	
1	6.3	10.0	9.5	8.1	8.5	
2	3.3	6.2	6.4	5.7	5.3	
3	2.0	3.5	3.6	2.8	2.9	
4	5.1	10.1	10.7	8.0	8.4	
N of Valid	2394	2335	1941	1433	8103	
N of Miss	146	97	108	90	441	

Table 70: How old were you when you first: smoked marijuana?










Response	6	8	10	12	Total	
Never	97.3	83.4	63.1	53.5	77.3	
10 or younger	1.2	2.4	2.9	2.2	2.1	
11	1.0	2.5	2.5	1.8	1.9	
12	0.3	5.0	4.3	2.9	3.1	
13	0.2	5.6	7.7	5.2	4.4	
14	0.0	1.1	9.5	7.0	3.8	
15	0.0	0.0	8.4	7.3	3.3	
16	0.0	0.0	1.5	11.9	2.5	
17 or older	0.1	0.0	0.2	8.2	1.5	
N of Valid	2401	2333	1947	1431	8112	
N of Miss	139	99	102	92	432	

Table 71: How old were you when you first: smoked a cigarette, even just a puff?


Response	6	8	10	12	Total	
Never	92.2	79.0	68.3	63.2	77.5	
10 or younger	5.0	8.6	7.9	7.0	7.1	
11	2.1	3.2	3.9	2.5	2.9	
12	0.5	5.0	4.6	3.9	3.4	
13	0.0	3.5	5.4	5.2	3.2	
14	0.0	0.7	5.0	3.6	2.0	
15	0.0	0.0	3.6	5.4	1.9	
16	0.0	0.0	1.2	5.6	1.3	
17 or older	0.1	0.0	0.1	3.6	0.7	
N of Valid	2412	2353	1954	1440	8159	
N of Miss	128	79	95	83	385	

Table 72: How old were you when you first: had more than a sip or two of beer, wine or hard liquor (for example, vodka, whiskey, or gin)?

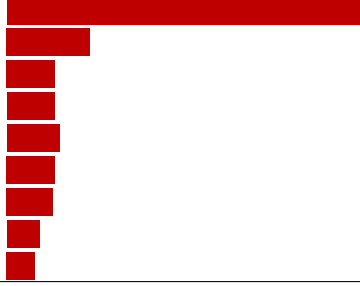
Response	6	8	10	12	Total	
Never	79.3	60.9	42.1	32.7	56.9	
10 or younger	13.1	12.4	10.4	6.6	11.1	
11	6.0	6.5	5.2	2.9	5.4	
12	1.4	8.5	6.8	4.6	5.3	
13	0.1	9.2	9.3	7.0	6.2	
14	0.0	2.3	12.6	9.5	5.4	
15	0.0	0.1	11.7	12.6	5.1	
16	0.0	0.0	1.5	13.4	2.7	
17 or older	0.1	0.0	0.3	10.7	2.0	
N of Valid	2407	2348	1953	1434	8142	
N of Miss	133	84	96	89	402	

Table 73: How old were you when you first: began drinking alcoholic beverages regularly, that is, at least once or twice a month?










Response	6	8	10	12	Total	
Never	97.9	92.2	81.4	72.3	87.8	
10 or younger	0.8	1.1	1.2	0.7	0.9	
11	0.8	1.1	1.1	0.6	0.9	
12	0.4	1.9	2.1	0.9	1.3	
13	0.0	2.8	2.8	2.2	1.9	
14	0.0	0.9	4.7	2.4	1.8	
15	0.0	0.1	5.7	5.1	2.3	
16	0.0	0.0	0.8	7.7	1.5	
17 or older	0.1	0.1	0.3	8.1	1.5	
N of Valid	2407	2347	1951	1428	8133	
N of Miss	133	85	98	95	411	

Table 74: How old were you when you first: used Daztrex?


Response	6	8	10	12	Total	
Never	100.0	100.0	100.0	100.0	100.0	
10 or younger	0.0	0.0	0.0	0.0	0.0	
11	0.0	0.0	0.0	0.0	0.0	
12	0.0	0.0	0.0	0.0	0.0	
13	0.0	0.0	0.0	0.0	0.0	
14	0.0	0.0	0.0	0.0	0.0	
15	0.0	0.0	0.0	0.0	0.0	
16	0.0	0.0	0.0	0.0	0.0	
17 or older	0.0	0.0	0.0	0.0	0.0	
N of Valid	2337	2316	1940	1425	8018	
N of Miss	203	116	109	98	526	

Table 75: How old were you when you first: got suspended from school?










Response	6	8	10	12	Total	
Never	69.9	57.9	56.9	60.7	61.7	
10 or younger	20.2	17.0	14.8	10.4	16.2	
11	7.5	7.9	6.4	3.6	6.6	
12	2.4	8.0	6.7	4.7	5.5	
13	0.0	7.7	7.0	5.5	4.9	
14	0.0	1.4	5.2	5.9	2.7	
15	0.0	0.1	2.6	4.2	1.4	
16	0.0	0.0	0.4	3.2	0.7	
17 or older	0.0	0.0	0.0	1.8	0.3	
N of Valid	2386	2336	1942	1428	8092	
N of Miss	154	96	107	95	452	

Table 76: How old were you when you first: got arrested?










Response	6	8	10	12	Total	
Never	98.2	92.4	87.9	88.9	92.4	
10 or younger	0.7	0.6	1.2	0.5	0.8	
11	0.7	1.2	0.9	0.5	0.9	
12	0.3	2.6	1.5	0.5	1.3	
13	0.0	2.1	2.2	1.4	1.4	
14	0.0	1.1	2.7	1.4	1.2	
15	0.0	0.1	2.8	2.5	1.2	
16	0.0	0.0	0.8	2.9	0.7	
17 or older	0.0	0.0	0.1	1.4	0.3	
N of Valid	2401	2340	1943	1427	8111	
N of Miss	139	92	106	96	433	

Table 77: How old were you when you first: carried a handgun?










Response	6	8	10	12	Total	
Never	95.9	94.1	91.6	93.4	93.9	
10 or younger	2.2	1.3	1.3	1.1	1.5	
11	1.4	1.0	1.1	0.4	1.0	
12	0.4	1.4	0.8	0.6	0.8	
13	0.1	1.5	1.3	0.5	0.9	
14	0.0	0.6	1.5	0.8	0.7	
15	0.0	0.2	1.7	1.0	0.6	
16	0.0	0.0	0.6	1.4	0.4	
17 or older	0.0	0.0	0.1	0.8	0.2	
N of Valid	2395	2340	1936	1425	8096	
N of Miss	145	92	113	98	448	

Table 78: How old were you when you first: attacked someone with the idea of seriously hurting them?










Response	6	8	10	12	Total	
Never	84.3	75.7	73.5	76.8	77.9	
10 or younger	8.7	8.5	8.1	6.2	8.0	
11	5.3	3.5	3.6	1.7	3.7	
12	1.6	5.0	3.6	2.6	3.2	
13	0.0	5.5	3.5	2.7	2.9	
14	0.0	1.7	3.5	2.9	1.9	
15	0.0	0.1	3.5	2.5	1.3	
16	0.0	0.0	0.7	2.4	0.6	
17 or older	0.0	0.0	0.2	2.3	0.4	
N of Valid	2400	2339	1937	1430	8106	
N of Miss	140	93	112	93	438	

Table 79: How old were you when you first: belonged to a gang?










Response	6	8	10	12	Total	
Never	94.3	90.8	88.0	89.9	91.0	
10 or younger	2.5	3.0	3.9	3.3	3.1	
11	2.3	1.7	1.4	1.1	1.7	
12	0.8	1.8	2.0	1.0	1.4	
13	0.1	2.0	1.7	1.1	1.2	
14	0.0	0.6	1.6	1.0	0.7	
15	0.0	0.1	1.1	1.3	0.5	
16	0.0	0.0	0.2	0.6	0.1	
17 or older	0.1	0.0	0.1	0.5	0.1	
N of Valid	2405	2349	1941	1431	8126	
N of Miss	135	83	108	92	418	

Table 80: How wrong do you think it is for someone your age to: take a handgun to school?





Response	6	8	10	12	Total	
Very wrong	91.2	86.0	84.5	89.3	87.8	
Wrong	6.6	9.8	10.7	8.0	8.7	
A little bit wrong	1.4	3.0	3.3	1.8	2.4	
Not wrong at all	0.7	1.2	1.5	0.8	1.1	
N of Valid	2439	2362	1958	1436	8195	
N of Miss	101	70	91	87	349	

Table 81: How wrong do you think it is for someone your age to: steal anything worth more than \$5?





Response	6	8	10	12	Total	
Very wrong	63.7	54.6	49.8	60.9	57.3	
Wrong	26.5	30.1	33.5	28.7	29.6	
A little bit wrong	8.1	12.7	13.9	8.7	10.9	
Not wrong at all	1.7	2.7	2.8	1.7	2.3	
N of Valid	2425	2354	1949	1430	8158	
N of Miss	115	78	100	93	386	

Table 82: How wrong do you think it is for someone your age to: pick a fight with someone?

Response	6	8	10	12	Total	
Very wrong	56.6	42.6	41.3	51.8	48.0	
Wrong	25.9	30.4	33.4	30.0	29.7	
A little bit wrong	13.5	20.9	20.8	16.2	17.8	
Not wrong at all	4.0	6.1	4.4	2.0	4.4	
N of Valid	2401	2347	1942	1423	8113	
N of Miss	139	85	107	100	431	

Table 83: How wrong do you think it is for someone your age to: attack someone with the idea of seriously hurting them?

Response	6	8	10	12	Total	
Very wrong	79.3	63.3	58.1	65.4	67.2	
Wrong	12.7	20.5	23.9	21.9	19.3	
A little bit wrong	5.2	11.3	13.8	9.6	9.8	
Not wrong at all	2.8	4.9	4.2	3.2	3.8	
N of Valid	2411	2347	1944	1423	8125	
N of Miss	129	85	105	100	419	

Table 84: How wrong do you think it is for someone your age to: stay away from school all day when their parents think they are at school?

Response	6	8	10	12	Total	
Very wrong	82.6	64.6	47.1	45.5	62.4	
Wrong	12.8	22.0	30.2	29.6	22.6	
A little bit wrong	3.0	10.2	18.3	20.6	11.8	
Not wrong at all	1.6	3.2	4.4	4.3	3.2	
N of Valid	2418	2341	1938	1420	8117	
N of Miss	122	91	111	103	427	

Table 85: How wrong do you think it is for someone your age to: drink beer, wine or hard liquor (for example, vodka, whiskey, or gin) regularly?

Response	6	8	10	12	Total	
Very wrong	86.6	67.6	47.5	43.5	64.3	
Wrong	8.5	17.7	23.8	22.7	17.3	
A little bit wrong	3.3	9.9	20.3	22.3	12.6	
Not wrong at all	1.6	4.8	8.4	11.5	5.9	
N of Valid	2416	2346	1935	1424	8121	
N of Miss	124	86	114	99	423	

Table 86: How wrong do you think it is for someone your age to: smoke cigarettes?

Response	6	8	10	12	Total	
Very wrong	88.3	73.9	60.9	59.3	72.5	
Wrong	8.4	15.0	20.6	18.0	14.9	
A little bit wrong	2.0	7.0	11.7	12.1	7.5	
Not wrong at all	1.2	4.1	6.8	10.7	5.0	
N of Valid	2420	2346	1938	1426	8130	
N of Miss	120	86	111	97	414	

Table 87: How wrong do you think it is for someone your age to: smoke marijuana?

Response	6	8	10	12	Total	
Very wrong	91.3	69.7	46.1	44.3	66.0	
Wrong	5.2	12.1	18.1	15.9	12.1	
A little bit wrong	2.0	8.9	17.3	17.0	10.3	
Not wrong at all	1.5	9.2	18.5	22.8	11.5	
N of Valid	2403	2337	1931	1424	8095	
N of Miss	137	95	118	99	449	



Table 88: How wrong do you think it is for someone your age to: use prescription drugs or non-prescription drugs for the purpose of getting high?


Response	6	8	10	12	Total	
Very wrong	92.2	82.7	70.3	71.7	80.6	
Wrong	5.5	11.1	17.5	16.7	12.0	
A little bit wrong	1.2	3.8	7.6	8.0	4.7	
Not wrong at all	1.0	2.4	4.6	3.6	2.7	
N of Valid	2412	2339	1933	1424	8108	
N of Miss	128	93	116	99	436	

Table 89: How wrong do you think it is for someone your age to: use synthetic marijuana (K2, spice) or bath salts?


Response	6	8	10	12	Total	
Very wrong	93.5	85.6	78.6	79.3	85.2	
Wrong	4.7	8.5	14.6	13.3	9.7	
A little bit wrong	0.9	3.2	4.3	4.1	2.9	
Not wrong at all	1.0	2.7	2.5	3.3	2.2	
N of Valid	2407	2335	1926	1427	8095	
N of Miss	133	97	123	96	449	

Table 90: How wrong do you think it is for someone your age to: use LSD, cocaine, amphetamines or another illegal drug?


Response	6	8	10	12	Total	
Very wrong	95.3	89.7	86.5	87.3	90.2	
Wrong	3.2	6.8	8.6	8.7	6.5	
A little bit wrong	0.5	1.8	3.0	2.0	1.7	
Not wrong at all	1.0	1.6	1.9	2.0	1.6	
N of Valid	2407	2336	1932	1424	8099	
N of Miss	133	96	117	99	445	

Table 91: At school during the past 12 months, did you receive help from the resource teacher, speech therapist or other special education teacher?



Response	6	8	10	12	Total	
No	76.9	86.0	89.6	92.8	85.5	
Yes	23.1	14.0	10.4	7.2	14.5	
N of Valid	2094	2127	1774	1329	7324	
N of Miss	446	305	275	194	1220	

Table 92: How many times in the past year (12 months) have you: been suspended from school?









Response	6	8	10	12	Total	
Never	74.4	69.9	78.4	84.5	75.8	
1 to 2 times	18.3	20.0	15.1	12.3	17.0	
3 to 5 times	4.3	5.8	3.8	1.5	4.1	
6 to 9 times	1.7	2.5	1.3	0.7	1.7	
10 to 19 times	0.7	0.9	0.6	0.3	0.7	
20 to 29 times	0.2	0.3	0.2	0.1	0.2	
30 to 39 times	0.0	0.2	0.0	0.1	0.1	
40+ times	0.4	0.4	0.5	0.4	0.4	
N of Valid	2402	2335	1929	1426	8092	
N of Miss	138	97	120	97	452	

Table 93: How many times in the past year (12 months) have you: carried a handgun?









Response	6	8	10	12	Total	
Never	96.6	95.1	93.1	94.5	95.0	
1 to 2 times	2.0	2.8	3.2	2.0	2.5	
3 to 5 times	0.5	0.7	1.2	0.8	0.8	
6 to 9 times	0.2	0.7	0.6	0.6	0.5	
10 to 19 times	0.2	0.1	0.5	0.2	0.3	
20 to 29 times	0.0	0.1	0.2	0.4	0.1	
30 to 39 times	0.0	0.0	0.1	0.1	0.0	
40+ times	0.5	0.5	1.1	1.4	0.8	
N of Valid	2390	2334	1926	1427	8077	
N of Miss	150	98	123	96	467	

Table 94: How many times in the past year (12 months) have you: sold illegal drugs?









Response	6	8	10	12	Total	
Never	99.2	95.7	90.5	90.4	94.6	
1 to 2 times	0.5	1.6	3.4	3.0	2.0	
3 to 5 times	0.1	1.1	1.5	1.8	1.0	
6 to 9 times	0.0	0.4	1.1	1.0	0.5	
10 to 19 times	0.0	0.2	1.1	0.8	0.5	
20 to 29 times	0.0	0.1	0.5	0.5	0.2	
30 to 39 times	0.1	0.1	0.3	0.2	0.2	
40+ times	0.0	0.7	1.5	2.4	1.0	
N of Valid	2375	2324	1921	1423	8043	
N of Miss	165	108	128	100	501	

Table 95: How many times in the past year (12 months) have you: stolen or tried to steal a motor vehicle such as a car or motorcycle?









Response	6	8	10	12	Total	
Never	98.7	98.0	96.4	97.8	97.8	
1 to 2 times	0.8	1.3	1.8	0.9	1.2	
3 to 5 times	0.3	0.3	0.8	0.6	0.4	
6 to 9 times	0.1	0.2	0.4	0.1	0.2	
10 to 19 times	0.0	0.0	0.2	0.2	0.1	
20 to 29 times	0.0	0.1	0.1	0.1	0.1	
30 to 39 times	0.0	0.0	0.1	0.0	0.0	
40+ times	0.1	0.0	0.3	0.3	0.2	
N of Valid	2381	2328	1919	1420	8048	
N of Miss	159	104	130	103	496	

Table 96: How many times in the past year (12 months) have you: participated in clubs, organizations or activities at school?









Response	6	8	10	12	Total	
Never	33.6	28.3	27.4	23.9	28.9	
1 to 2 times	26.8	24.5	19.0	15.2	22.2	
3 to 5 times	16.4	17.7	14.9	14.6	16.1	
6 to 9 times	7.4	8.9	9.4	9.8	8.7	
10 to 19 times	4.7	6.0	7.4	10.2	6.7	
20 to 29 times	2.8	3.6	5.0	6.4	4.2	
30 to 39 times	1.0	1.5	1.7	2.3	1.5	
40+ times	7.4	9.5	15.2	17.6	11.6	
N of Valid	2371	2323	1916	1418	8028	
N of Miss	169	109	133	105	516	

Table 97: How many times in the past year (12 months) have you: been arrested?









Response	6	8	10	12	Total	
Never	98.2	93.4	91.2	93.5	94.3	
1 to 2 times	1.4	4.8	5.7	4.7	4.0	
3 to 5 times	0.2	0.9	1.6	1.0	0.9	
6 to 9 times	0.0	0.3	0.4	0.3	0.2	
10 to 19 times	0.0	0.2	0.6	0.1	0.2	
20 to 29 times	0.1	0.0	0.2	0.1	0.1	
30 to 39 times	0.0	0.0	0.2	0.0	0.0	
40+ times	0.0	0.3	0.3	0.3	0.2	
N of Valid	2367	2320	1919	1420	8026	
N of Miss	173	112	130	103	518	

Table 98: How many times in the past year (12 months) have you: attacked someone with the idea of seriously hurting them?









Response	6	8	10	12	Total	
Never	86.3	81.6	82.2	86.1	83.9	
1 to 2 times	9.3	10.4	9.4	8.2	9.4	
3 to 5 times	1.8	4.0	3.7	2.3	3.0	
6 to 9 times	1.2	1.7	1.8	1.3	1.5	
10 to 19 times	0.4	0.9	1.0	0.8	0.8	
20 to 29 times	0.3	0.5	0.5	0.3	0.4	
30 to 39 times	0.2	0.2	0.3	0.1	0.2	
40+ times	0.6	0.6	1.1	1.0	0.8	
N of Valid	2379	2325	1914	1422	8040	
N of Miss	161	107	135	101	504	

Table 99: How many times in the past year (12 months) have you: been drunk or high at school?









Response	6	8	10	12	Total	
Never	97.6	89.4	78.8	79.7	87.6	
1 to 2 times	1.8	5.3	8.5	7.3	5.4	
3 to 5 times	0.2	2.1	4.4	3.5	2.3	
6 to 9 times	0.1	1.1	2.2	1.7	1.2	
10 to 19 times	0.1	0.8	2.0	2.1	1.1	
20 to 29 times	0.0	0.4	0.9	1.2	0.6	
30 to 39 times	0.0	0.3	0.6	0.6	0.3	
40+ times	0.1	0.6	2.5	3.9	1.5	
N of Valid	2381	2329	1914	1419	8043	
N of Miss	159	103	135	104	501	

Table 100: How many times in the past year (12 months) have you: taken a handgun to school?









Response	6	8	10	12	Total	
Never	99.5	99.1	98.7	98.4	99.0	
1 to 2 times	0.4	0.6	0.4	0.4	0.4	
3 to 5 times	0.0	0.1	0.3	0.2	0.1	
6 to 9 times	0.0	0.1	0.1	0.1	0.1	
10 to 19 times	0.0	0.0	0.1	0.1	0.0	
20 to 29 times	0.0	0.0	0.1	0.1	0.1	
30 to 39 times	0.0	0.0	0.1	0.0	0.0	
40+ times	0.0	0.1	0.4	0.6	0.2	
N of Valid	2377	2328	1915	1418	8038	
N of Miss	163	104	134	105	506	

Table 101: Are you currently on probation, or assigned a probation officer with Juvenile Court?



Response	6	8	10	12	Total	
No	97.7	95.4	93.2	95.8	95.6	
Yes	2.3	4.6	6.8	4.2	4.4	
N of Valid	2057	2116	1787	1336	7296	
N of Miss	483	316	262	187	1248	

Table 102: Have you ever belonged to a gang?






Response	6	8	10	12	Total	
No	91.6	86.6	84.4	87.6	87.8	
No, but would like to	1.3	1.7	2.1	1.3	1.6	
Yes, in the past	4.0	4.4	3.8	3.2	3.9	
Yes, belong now	2.4	6.0	8.2	7.4	5.7	
Yes, but would like to get out	0.7	1.2	1.5	0.6	1.0	
N of Valid	2402	2334	1912	1418	8066	
N of Miss	138	98	137	105	478	

Table 103: If you have ever belonged to a gang, did that gang have a name?

Response	6	8	10	12	Total	
No	9.0	8.9	9.3	12.2	9.6	
Yes	7.4	11.8	13.8	11.1	10.8	
I have never belonged to a gang	83.6	79.4	76.9	76.8	79.6	
N of Valid	2376	2316	1888	1398	7978	
N of Miss	164	116	161	125	566	

Table 104: You are at a party at someone's house, and one of your friends offers you a drink containing alcohol. What would you say or do?

Response	6	8	10	12	Total	
Drink it	4.8	17.3	31.2	38.4	20.7	
Tell your friend, 'No thanks, I don't drink' and suggest that you and your friend go and do something else	46.1	38.5	29.3	23.4	35.9	
Just say, 'No thanks' and walk away	32.8	31.7	32.4	33.4	32.5	
Make up a good excuse, tell your friend you had something else to do, and leave	16.3	12.5	7.0	4.8	11.0	
N of Valid	2363	2312	1901	1408	7984	
N of Miss	177	120	148	115	560	

Table 105: How often do you attend religious services or activities?

Response	6	8	10	12	Total	
Never	27.5	15.5	14.1	14.7	18.5	
Rarely	22.3	24.4	24.7	26.3	24.2	
1-2 Times a Month	10.8	14.0	16.0	17.0	14.1	
About Once a Week or More	39.3	46.1	45.2	42.1	43.2	
N of Valid	2306	2308	1904	1409	7927	
N of Miss	234	124	145	114	617	

Table 106: I think sometimes it's okay to cheat at school.


Response	6	8	10	12	Total	
NO!	64.9	33.9	18.6	18.5	36.7	
no	26.1	37.9	35.7	37.1	33.7	
yes	7.8	24.4	38.8	38.0	25.3	
YES!	1.3	3.9	6.9	6.4	4.3	
N of Valid	2372	2327	1908	1408	8015	
N of Miss	168	105	141	115	529	

Table 107: It is important to think before you act.


Response	6	8	10	12	Total	
NO!	2.8	2.6	1.7	1.8	2.3	
no	2.8	4.0	2.9	2.0	3.0	
yes	20.5	33.6	34.9	29.7	29.4	
YES!	73.9	59.7	60.5	66.5	65.3	
N of Valid	2353	2321	1904	1409	7987	
N of Miss	187	111	145	114	557	

Table 108: Sometimes I think that life is not worth it.


Response	6	8	10	12	Total	
NO!	60.4	47.8	43.9	49.6	50.8	
no	19.1	22.9	26.6	25.5	23.2	
yes	12.8	19.7	20.7	19.6	17.9	
YES!	7.7	9.6	8.8	5.4	8.1	
N of Valid	2285	2288	1890	1398	7861	
N of Miss	255	144	159	125	683	



Table 109: At times I think I am no good at all.





Response	6	8	10	12	Total	
NO!	42.6	37.8	35.6	38.2	38.8	
no	20.9	23.6	25.1	25.5	23.5	
yes	25.3	27.3	29.1	27.9	27.2	
YES!	11.1	11.3	10.2	8.4	10.5	
N of Valid	2317	2294	1894	1400	7905	
N of Miss	223	138	155	123	639	

Table 110: All in all, I am inclined to think that I am a failure.





Response	6	8	10	12	Total	
NO!	62.5	55.1	52.4	56.4	56.9	
no	21.8	27.2	29.3	28.0	26.3	
yes	11.1	12.7	13.7	11.7	12.3	
YES!	4.6	4.9	4.6	3.9	4.6	
N of Valid	2289	2289	1887	1399	7864	
N of Miss	251	143	162	124	680	

Table 111: In the past year, have you felt depressed or sad MOST days, even if you felt okay sometimes?





Response	6	8	10	12	Total	
NO!	32.7	30.8	28.0	31.0	30.7	
no	20.7	21.1	22.7	24.3	21.9	
yes	28.0	29.6	29.7	27.3	28.7	
YES!	18.7	18.5	19.7	17.4	18.6	
N of Valid	2309	2300	1892	1399	7900	
N of Miss	231	132	157	124	644	

Table 112: It is all right to beat up people if they start the fight.





Response	6	8	10	12	Total	
NO!	46.4	26.2	21.3	24.1	30.6	
no	17.8	18.2	19.4	19.3	18.6	
yes	17.7	24.2	26.9	26.3	23.3	
YES!	18.1	31.5	32.4	30.3	27.6	
N of Valid	2313	2297	1884	1398	7892	
N of Miss	227	135	165	125	652	

Table 113: I think it is okay to take something without asking if you can get away with it.





Response	6	8	10	12	Total	
NO!	77.9	58.9	52.3	60.3	63.1	
no	18.2	31.3	38.2	32.1	29.3	
yes	2.5	7.3	7.7	6.2	5.8	
YES!	1.4	2.5	1.8	1.4	1.8	
N of Valid	2306	2307	1881	1392	7886	
N of Miss	234	125	168	131	658	

Table 114: Where do you get the most information about living a drug and alcohol free life? Parents/guardians





Response	6	8	10	12	Total	
All the time	58.3	49.2	42.5	42.7	49.1	
Most	19.1	22.5	23.8	25.2	22.3	
Some	11.8	15.8	19.5	18.4	16.0	
Very little	10.8	12.6	14.2	13.6	12.6	
N of Valid	2262	2269	1863	1393	7787	
N of Miss	278	163	186	130	757	

Table 115: Where do you get the most information about living a drug and alcohol free life? Friends





Response	6	8	10	12	Total	
All the time	20.9	13.7	11.8	12.5	15.1	
Most	16.2	15.6	14.7	16.1	15.7	
Some	23.8	28.3	30.9	31.0	28.1	
Very little	39.0	42.3	42.6	40.4	41.1	
N of Valid	2193	2241	1846	1381	7661	
N of Miss	347	191	203	142	883	

Table 116: Where do you get the most information about living a drug and alcohol free life? Family members





Response	6	8	10	12	Total	
All the time	50.3	37.3	28.9	28.5	37.5	
Most	21.3	23.1	22.7	23.4	22.5	
Some	15.0	21.8	25.2	25.5	21.3	
Very little	13.4	17.7	23.3	22.5	18.7	
N of Valid	2224	2249	1844	1378	7695	
N of Miss	316	183	205	145	849	

Table 117: Where do you get the most information about living a drug and alcohol free life? School





Response	6	8	10	12	Total	
All the time	57.2	42.7	32.0	30.1	42.1	
Most	20.6	25.5	26.0	23.2	23.8	
Some	10.8	17.9	23.8	27.4	19.0	
Very little	11.3	13.9	18.1	19.3	15.1	
N of Valid	2235	2243	1845	1382	7705	
N of Miss	305	189	204	141	839	

Table 118: Where do you get the most information about living a drug and alcohol free life? Internet





Response	6	8	10	12	Total	
All the time	21.2	14.8	12.8	12.9	15.8	
Most	13.5	11.3	12.0	10.5	12.0	
Some	18.7	24.9	24.6	25.6	23.2	
Very little	46.6	49.0	50.6	51.0	49.1	
N of Valid	2178	2230	1837	1377	7622	
N of Miss	362	202	212	146	922	

Table 119: Where do you get the most information about living a drug and alcohol free life? TV





Response	6	8	10	12	Total	
All the time	25.1	18.1	14.0	14.1	18.4	
Most	16.4	16.2	15.9	14.3	15.8	
Some	25.4	28.0	31.6	30.5	28.5	
Very little	33.2	37.8	38.6	41.1	37.2	
N of Valid	2193	2229	1838	1374	7634	
N of Miss	347	203	211	149	910	

Table 120: Where do you get the most information about living a drug and alcohol free life? Social media





Response	6	8	10	12	Total	
All the time	22.5	15.3	12.3	12.4	16.1	
Most	13.3	13.8	12.1	10.4	12.6	
Some	19.9	22.9	28.1	26.4	24.0	
Very little	44.2	48.0	47.4	50.7	47.3	
N of Valid	2131	2217	1830	1378	7556	
N of Miss	409	215	219	145	988	

Table 121: How much do you think people risk harming themselves (physically or in other ways) if they: smoked one or more packs of cigarettes per day?


Response	6	8	10	12	Total	
No risk	23.3	13.1	7.7	6.7	13.6	
Slight risk	7.6	7.3	8.3	5.6	7.3	
Moderate risk	15.6	16.7	18.8	17.1	17.0	
Great risk	53.6	62.8	65.2	70.6	62.1	
N of Valid	2209	2253	1813	1366	7641	
N of Miss	331	179	236	157	903	

Table 122: How much do you think people risk harming themselves (physically or in other ways) if they: try marijuana once or twice?


Response	6	8	10	12	Total	
No risk	24.8	25.2	36.7	42.0	30.8	
Slight risk	21.3	29.5	30.9	30.8	27.7	
Moderate risk	21.2	19.8	15.4	12.5	17.9	
Great risk	32.7	25.4	17.0	14.8	23.6	
N of Valid	2201	2239	1808	1362	7610	
N of Miss	339	193	241	161	934	

Table 123: How much do you think people risk harming themselves (physically or in other ways) if they: smoke marijuana once or twice a week?


Response	6	8	10	12	Total	
No risk	24.6	21.0	24.8	28.6	24.3	
Slight risk	9.9	16.4	24.7	26.2	18.3	
Moderate risk	20.0	24.6	23.7	22.8	22.8	
Great risk	45.5	38.0	26.9	22.4	34.7	
N of Valid	2151	2218	1801	1355	7525	
N of Miss	389	214	248	168	1019	

Table 124: How much do you think people risk harming themselves (physically or in other ways) if they: take one or two drinks of an alcoholic beverage (beer, wine, liquor) nearly every day?


Response	6	8	10	12	Total	
No risk	24.2	16.2	11.1	9.2	16.0	
Slight risk	13.5	14.6	18.9	19.1	16.1	
Moderate risk	21.1	26.2	29.3	29.6	26.1	
Great risk	41.2	42.9	40.7	42.1	41.7	
N of Valid	2189	2240	1800	1359	7588	
N of Miss	351	192	249	164	956	

Table 125: How much do you think people risk harming themselves (physically or in other ways) if they: have five or more drinks of an alcoholic beverage once or twice each weekend?


Response	6	8	10	12	Total	
No risk	23.7	13.7	8.6	7.8	14.3	
Slight risk	7.0	9.8	13.8	14.2	10.7	
Moderate risk	18.5	23.7	25.8	26.9	23.3	
Great risk	50.8	52.8	51.8	51.1	51.7	
N of Valid	2184	2238	1801	1363	7586	
N of Miss	356	194	248	160	958	

Table 126: How much do you think people risk harming themselves (physically or in other ways) if they: use prescription drugs that are not prescribed to them?


Response	6	8	10	12	Total	
No risk	23.4	12.6	7.9	6.3	13.5	
Slight risk	5.8	7.7	9.1	8.6	7.7	
Moderate risk	13.2	16.9	19.5	19.8	17.0	
Great risk	57.5	62.7	63.5	65.3	61.9	
N of Valid	2178	2241	1802	1359	7580	
N of Miss	362	191	247	164	964	

Table 127: How much do you think people risk harming themselves (physically or in other ways) if they: use non-prescription drugs to get high?





Response	6	8	10	12	Total	
No risk	24.0	12.5	8.8	6.5	13.9	
Slight risk	4.4	7.1	8.6	9.3	7.1	
Moderate risk	11.8	16.7	20.9	18.3	16.6	
Great risk	59.8	63.6	61.7	66.0	62.5	
N of Valid	2181	2232	1800	1358	7571	
N of Miss	359	200	249	165	973	

Table 128: Have you ever used smokeless tobacco (chew, snuff, plug, dipping tobacco, or chewing tobacco)?






Response	6	8	10	12	Total	
Never	97.7	93.5	90.1	87.5	92.8	
Once or Twice	1.8	4.2	5.5	6.6	4.2	
Once in a while but not regularly	0.3	1.3	1.9	2.1	1.3	
Regularly in the past	0.2	0.6	1.3	1.3	0.8	
Regularly now	0.0	0.4	1.3	2.5	0.9	
N of Valid	2228	2259	1811	1369	7667	
N of Miss	312	173	238	154	877	

Table 129: How often have you taken smokeless tobacco during the past 30 days?







Response	6	8	10	12	Total	
Not at all	99.1	97.7	95.8	94.4	97.0	
Once or twice	0.4	1.2	2.2	2.2	1.4	
Once or twice per week	0.2	0.5	0.7	0.7	0.5	
Three to five times per week	0.2	0.1	0.3	0.6	0.3	
About once a day	0.0	0.1	0.4	0.4	0.2	
More than once a day	0.2	0.4	0.7	1.8	0.6	
N of Valid	2221	2253	1813	1367	7654	
N of Miss	319	179	236	156	890	

Table 130: Have you ever smoked cigarettes?

Response	6	8	10	12	Total	
Never	92.4	81.3	71.1	66.0	79.3	
Once or Twice	6.3	13.0	14.7	16.0	12.0	
Once in a while but not regularly	0.7	3.0	5.8	7.4	3.8	
Regularly in the past	0.4	1.6	4.9	5.4	2.7	
Regularly now	0.2	1.2	3.5	5.3	2.2	
N of Valid	2214	2251	1812	1366	7643	
N of Miss	326	181	237	157	901	

Table 131: How frequently have you smoked cigarettes during the past 30 days?

Response	6	8	10	12	Total	
Not at all	98.7	95.4	90.3	86.6	93.6	
Less than one cigarette per day	0.9	2.8	5.1	6.7	3.5	
One to five cigarettes per day	0.3	0.8	3.0	3.9	1.7	
About one-half pack per day	0.0	0.4	1.1	1.7	0.7	
About one pack per day	0.0	0.3	0.2	0.9	0.3	
About one and one-half packs per day	0.0	0.1	0.1	0.1	0.1	
Two packs or more per day	0.0	0.2	0.3	0.2	0.2	
N of Valid	2207	2248	1813	1366	7634	
N of Miss	333	184	236	157	910	

Table 132: Which statement best describes rules about smoking inside your home?

Response	6	8	10	12	Total	
Smoking is not allowed anywhere inside your home	68.1	67.1	69.8	75.0	69.4	
Smoking is allowed in some places and at some times	8.0	7.7	6.2	5.8	7.1	
Smoking is allowed anywhere inside the home	2.0	2.1	2.9	2.3	2.3	
There are no rules about smoking inside the home	4.1	6.0	6.6	7.3	5.8	
I don't know	17.9	17.2	14.4	9.5	15.4	
N of Valid	2185	2241	1807	1363	7596	
N of Miss	355	191	242	160	948	



Table 133: Which statement best describes rules about smoking in your family cars?

Response	6	8	10	12	Total	
Smoking is never allowed in any car	68.3	63.0	62.9	67.5	65.3	
Smoking is allowed sometimes or in some cars	9.6	9.6	10.7	11.4	10.2	
Smoking is allowed in any car anytime	2.2	3.1	3.6	2.8	2.9	
There are no rules about smoking in the car	3.9	6.4	8.1	5.8	6.0	
We do not have a family car	1.5	1.3	1.3	2.6	1.6	
I don't know	14.5	16.6	13.5	10.0	14.1	
N of Valid	2178	2235	1801	1361	7575	
N of Miss	362	197	248	162	969	

Table 134: During this school year, were you taught in any of your classes about the dangers of tobacco use?

Response	6	8	10	12	Total	
Strongly agree	46.6	28.2	17.6	11.2	27.9	
Agree	24.7	31.1	23.1	20.2	25.4	
Disagree	7.1	11.6	18.3	19.0	13.3	
Strongly disagree	7.4	11.4	22.5	34.6	17.1	
I don't know	14.2	17.8	18.5	15.0	16.4	
N of Valid	2117	2190	1770	1334	7411	
N of Miss	423	242	279	189	1133	

Table 135: During the past 12 months, have you participated in any community activities to discourage people your age from using cigarettes, chewing tobacco, snuff, dip or cigars?

Response	6	8	10	12	Total	
Strongly agree	22.7	14.7	10.2	9.3	14.9	
Agree	17.5	15.3	13.0	10.8	14.6	
Disagree	14.0	20.6	23.0	22.5	19.7	
Strongly disagree	20.4	26.5	34.6	43.5	29.8	
I don't know	25.4	23.0	19.2	13.8	21.1	
N of Valid	2066	2177	1763	1331	7337	
N of Miss	474	255	286	192	1207	

Table 136: Think back over the last two weeks. How many times have you had five or more alcoholic drinks in a row?

Response	6	8	10	12	Total	
None	97.2	92.5	86.7	82.8	90.7	
Once	1.5	3.1	5.3	7.4	3.9	
Twice	0.8	2.2	3.2	5.6	2.6	
3-5 times	0.2	1.3	2.7	2.5	1.5	
6-9 times	0.0	0.2	0.8	1.0	0.5	
10 or more times	0.2	0.7	1.3	0.7	0.7	
N of Valid	2133	2210	1787	1346	7476	
N of Miss	407	222	262	177	1068	

Table 137: During the past 30 days, how many times did you ride in a car or other vehicle driven by someone who had been drinking alcohol or using drugs to get high?

Response	6	8	10	12	Total	
0 times	87.3	81.6	76.7	77.9	81.4	
1 time	5.8	7.2	9.3	7.8	7.4	
2 or 3 times	2.7	5.5	6.9	7.9	5.5	
4 or 5 times	0.8	1.5	2.5	1.8	1.6	
6 or more times	3.4	4.2	4.6	4.5	4.1	
N of Valid	2113	2203	1782	1341	7439	
N of Miss	427	229	267	182	1105	

Table 138: During the past 30 days, how many times did you drive a car or other vehicle when you had been drinking alcohol or using drugs to get high?

Response	6	8	10	12	Total	
I did not drive a car in the past 30 days	52.9	56.5	46.1	25.6	47.3	
0 times	45.2	39.5	47.8	62.6	47.4	
1 time	0.9	1.6	2.1	4.5	2.1	
2 or 3 times	0.4	0.8	1.9	2.9	1.3	
4 or 5 times	0.1	0.6	0.8	1.3	0.6	
6 or more times	0.5	0.9	1.3	3.0	1.3	
N of Valid	2043	2132	1753	1336	7264	
N of Miss	497	300	296	187	1280	

Table 139: If you drank alcohol (not just a sip or taste) in the past year, how did you usually get it?

Response	6	8	10	12	Total	
I did not drink alcohol in the past year	92.3	80.0	63.4	51.4	74.3	
I bought it myself with a fake ID	0.3	0.5	0.5	0.8	0.5	
I bought it myself without a fake ID	0.0	0.4	0.4	1.7	0.5	
I got it from someone I know age 21 or older	1.0	3.0	8.7	16.7	6.3	
I got it from someone I know under age 21	0.1	1.7	5.2	9.0	3.4	
I got it from my brother or sister	0.3	1.3	2.1	1.2	1.2	
I got it from home with my parents' permission	1.5	2.8	4.9	4.9	3.3	
I got it from home without my parents' permission	0.6	2.6	4.6	2.8	2.6	
I got it from another relative	0.6	1.9	2.1	2.4	1.7	
A stranger bought it for me	0.0	0.4	0.9	0.8	0.5	
I took it from a store or shop	0.2	0.1	0.1	0.0	0.1	
Other	3.0	5.2	7.2	8.2	5.6	
N of Valid	2060	2155	1742	1320	7277	
N of Miss	480	277	307	203	1267	

Table 140: If you drank alcohol (not just a sip or taste) in the past year, where did you usually drink it?

Response	6	8	10	12	Total	
I did not drink alcohol in the past year	94.3	82.1	65.5	53.9	76.5	
at my home	2.7	7.5	12.1	13.1	8.2	
at someone else's home	1.4	6.4	15.8	26.0	10.8	
at an open area like a park, beach, field, back road, woods, or a street corner	0.8	1.5	2.1	1.5	1.5	
at a sporting event or concert	0.2	0.3	0.7	0.6	0.4	
at a restaurant, bar, or a nightclub	0.1	0.5	1.0	1.7	0.7	
at an empty building or a construction site	0.0	0.2	0.4	0.2	0.2	
at a hotel/motel	0.1	0.2	0.6	1.7	0.5	
in a car	0.1	0.5	0.7	0.5	0.4	
at school	0.2	0.9	1.0	0.9	0.8	
N of Valid	2035	2141	1729	1298	7203	
N of Miss	505	291	320	225	1341	

Table 141: How do you feel about someone your age having one or two drinks of an alcoholic beverage nearly every day?





Response	6	8	10	12	Total	
Neither approve nor disapprove	23.5	25.0	28.4	30.8	26.5	
Somewhat disapprove	6.1	12.8	16.7	17.6	12.8	
Strongly disapprove	49.1	44.1	38.8	39.5	43.4	
Don't know or can't say	21.2	18.1	16.1	12.0	17.3	
N of Valid	2022	2141	1769	1333	7265	
N of Miss	518	291	280	190	1279	

Table 142: On how many occasions have you had alcoholic beverages (beer, wine or hard liquor) to drink in your lifetime - more than just a few sips?








Response	6	8	10	12	Total	
0	90.4	74.4	55.2	43.5	68.7	
01/02/13	6.0	12.0	14.0	11.8	10.7	
03/05/13	2.0	5.4	9.5	11.1	6.5	
06/09/13	0.8	3.0	6.6	7.3	4.0	
10/19/13	0.3	2.9	6.0	9.4	4.1	
20-39	0.2	1.2	3.6	6.0	2.4	
40	0.2	1.2	5.1	10.8	3.6	
N of Valid	2082	2173	1755	1342	7352	
N of Miss	458	259	294	181	1192	

Table 143: On how many occasions have you drunk one of more drinks of an alcoholic beverage during the past 30 days?








Response	6	8	10	12	Total	
0	98.2	91.6	82.5	72.9	87.9	
01/02/13	1.4	5.7	9.1	14.1	6.8	
03/05/13	0.2	1.5	4.2	6.7	2.7	
06/09/13	0.1	0.4	2.1	2.7	1.1	
10/19/13	0.1	0.5	1.6	2.3	1.0	
20-39	0.0	0.1	0.2	0.7	0.2	
40	0.0	0.3	0.4	0.5	0.3	
N of Valid	2073	2166	1744	1336	7319	
N of Miss	467	266	305	187	1225	

Table 144: On how many occasions have you used marijuana (grass, pot) or hashish (hash, hash oil) in your lifetime?


Response	6	8	10	12	Total	
0	98.0	85.0	67.9	58.8	79.8	
01/02/13	0.8	5.4	6.9	8.8	5.1	
03/05/13	0.5	2.0	4.7	5.8	2.9	
06/09/13	0.1	1.4	4.0	3.7	2.1	
10/19/13	0.2	1.4	3.8	4.6	2.2	
20-39	0.1	1.3	3.6	3.6	1.9	
40	0.1	3.4	9.1	14.7	5.9	
N of Valid	2066	2160	1735	1336	7297	
N of Miss	474	272	314	187	1247	

Table 145: On how many occasions have you used marijuana (grass, pot) or hashish (hash, hash oil) during the past 30 days?


Response	6	8	10	12	Total	
0	99.0	92.5	83.0	77.6	89.4	
01/02/13	0.4	2.7	6.1	7.6	3.8	
03/05/13	0.3	1.2	2.4	3.9	1.7	
06/09/13	0.0	1.0	2.5	2.6	1.4	
10/19/13	0.0	0.9	2.2	2.4	1.2	
20-39	0.1	0.7	1.6	1.4	0.9	
40	0.1	1.0	2.2	4.6	1.7	
N of Valid	2061	2154	1738	1333	7286	
N of Miss	479	278	311	190	1258	

Table 146: On how many occasions have you used LSD or other psychedelics in your lifetime?


Response	6	8	10	12	Total	
0	99.8	98.5	97.2	96.6	98.2	
01/02/13	0.0	0.8	1.4	1.6	0.9	
03/05/13	0.1	0.2	0.5	0.9	0.4	
06/09/13	0.0	0.1	0.2	0.2	0.1	
10/19/13	0.0	0.2	0.2	0.2	0.2	
20-39	0.0	0.1	0.1	0.2	0.1	
40	0.0	0.1	0.3	0.2	0.2	
N of Valid	2050	2156	1743	1337	7286	
N of Miss	490	276	306	186	1258	

Table 147: On how many occasions have you used LSD or other psychedelics during the past 30 days?

Response	6	8	10	12	Total	
0	99.9	99.5	99.2	99.0	99.5	
01/02/13	0.0	0.2	0.5	0.7	0.3	
03/05/13	0.0	0.2	0.1	0.2	0.1	
06/09/13	0.0	0.0	0.1	0.1	0.0	
10/19/13	0.0	0.0	0.0	0.1	0.0	
20-39	0.0	0.0	0.0	0.0	0.0	
40	0.0	0.0	0.2	0.0	0.0	
N of Valid	2039	2150	1746	1338	7273	
N of Miss	501	282	303	185	1271	

Table 148: On how many occasions have you used cocaine or crack in your lifetime?

Response	6	8	10	12	Total	
0	99.8	99.1	98.2	97.1	98.7	
01/02/13	0.1	0.7	0.7	1.7	0.7	
03/05/13	0.0	0.0	0.2	0.4	0.1	
06/09/13	0.0	0.0	0.3	0.3	0.2	
10/19/13	0.0	0.1	0.2	0.1	0.1	
20-39	0.0	0.0	0.2	0.2	0.1	
40	0.0	0.0	0.1	0.1	0.1	
N of Valid	2049	2152	1749	1339	7289	
N of Miss	491	280	300	184	1255	

Table 149: On how many occasions have you used cocaine or crack during the past 30 days?

Response	6	8	10	12	Total	
0	99.8	99.7	99.4	99.6	99.6	
01/02/13	0.1	0.0	0.3	0.1	0.2	
03/05/13	0.0	0.1	0.2	0.1	0.1	
06/09/13	0.0	0.0	0.1	0.1	0.0	
10/19/13	0.0	0.0	0.0	0.0	0.0	
20-39	0.0	0.0	0.1	0.0	0.0	
40	0.0	0.0	0.0	0.1	0.0	
N of Valid	2042	2144	1748	1338	7272	
N of Miss	498	288	301	185	1272	

Table 150: On how many occasions have you sniffed glue, breathed the contents of an aerosol spray can, or inhaled other gases or sprays, in order to get high in your lifetime?








Response	6	8	10	12	Total	
0	95.7	90.1	89.2	93.3	92.1	
01/02/13	2.6	5.4	6.5	2.9	4.4	
03/05/13	0.6	2.0	1.7	2.0	1.5	
06/09/13	0.3	1.1	0.8	0.8	0.8	
10/19/13	0.1	0.5	0.7	0.4	0.4	
20-39	0.1	0.3	0.3	0.2	0.2	
40	0.4	0.6	0.7	0.3	0.5	
N of Valid	2046	2146	1748	1336	7276	
N of Miss	494	286	301	187	1268	

Table 151: On how many occasions have you sniffed glue, breathed the contents of an aerosol spray can, or inhaled other gases or sprays, in order to get high during the past 30 days?








Response	6	8	10	12	Total	
0	98.0	96.3	97.3	98.5	97.4	
01/02/13	1.0	2.4	1.9	1.1	1.7	
03/05/13	0.3	0.7	0.6	0.2	0.5	
06/09/13	0.1	0.3	0.1	0.2	0.2	
10/19/13	0.1	0.1	0.1	0.0	0.1	
20-39	0.0	0.0	0.1	0.0	0.0	
40	0.4	0.2	0.0	0.0	0.2	
N of Valid	2038	2144	1748	1332	7262	
N of Miss	502	288	301	191	1282	

Table 152: On how many occasions have you used Daztrex in your lifetime?


Response	6	8	10	12	Total	
0	100.0	100.0	100.0	100.0	100.0	
01/02/13	0.0	0.0	0.0	0.0	0.0	
03/05/13	0.0	0.0	0.0	0.0	0.0	
06/09/13	0.0	0.0	0.0	0.0	0.0	
10/19/13	0.0	0.0	0.0	0.0	0.0	
20-39	0.0	0.0	0.0	0.0	0.0	
40	0.0	0.0	0.0	0.0	0.0	
N of Valid	2015	2142	1742	1332	7231	
N of Miss	525	290	307	191	1313	

Table 153: On how many occasions have you used Daztrex during the past 30 days?


Response	6	8	10	12	Total	
0	100.0	100.0	100.0	100.0	100.0	
01/02/13	0.0	0.0	0.0	0.0	0.0	
03/05/13	0.0	0.0	0.0	0.0	0.0	
06/09/13	0.0	0.0	0.0	0.0	0.0	
10/19/13	0.0	0.0	0.0	0.0	0.0	
20-39	0.0	0.0	0.0	0.0	0.0	
40	0.0	0.0	0.0	0.0	0.0	
N of Valid	2021	2139	1741	1332	7233	
N of Miss	519	293	308	191	1311	

Table 154: On how many occasions have you used synthetic marijuana in your lifetime?








Response	6	8	10	12	Total	
0	99.4	96.5	92.9	91.3	95.5	
01/02/13	0.3	1.3	3.4	4.1	2.1	
03/05/13	0.0	0.7	1.4	1.8	0.9	
06/09/13	0.1	0.6	0.6	1.1	0.5	
10/19/13	0.0	0.3	0.7	0.8	0.4	
20-39	0.0	0.2	0.2	0.3	0.2	
40	0.0	0.3	0.7	0.6	0.4	
N of Valid	2025	2143	1741	1332	7241	
N of Miss	515	289	308	191	1303	



Table 155: On how many occasions have you used synthetic marijuana during the past 30 days?








Response	6	8	10	12	Total	
0	99.7	98.5	98.7	99.2	99.0	
01/02/13	0.0	0.8	0.6	0.5	0.5	
03/05/13	0.1	0.2	0.2	0.2	0.2	
06/09/13	0.0	0.2	0.1	0.1	0.1	
10/19/13	0.0	0.1	0.2	0.0	0.1	
20-39	0.0	0.1	0.0	0.2	0.1	
40	0.0	0.1	0.2	0.0	0.1	
N of Valid	2024	2136	1742	1332	7234	
N of Miss	516	296	307	191	1310	

Table 156: On how many occasions have you used methamphetamines (meth, speed, crank, crystal meth) in your lifetime?








Response	6	8	10	12	Total	
0	99.6	98.9	98.5	98.4	98.9	
01/02/13	0.1	0.6	0.6	0.4	0.4	
03/05/13	0.1	0.2	0.3	0.3	0.2	
06/09/13	0.0	0.2	0.1	0.2	0.1	
10/19/13	0.1	0.0	0.2	0.1	0.1	
20-39	0.0	0.0	0.2	0.1	0.1	
40	0.0	0.0	0.2	0.6	0.2	
N of Valid	2020	2140	1742	1333	7235	
N of Miss	520	292	307	190	1309	

Table 157: On how many occasions have you used methamphetamines (meth, speed, crank, crystal meth) in the past 30 days?








Response	6	8	10	12	Total	
0	99.7	99.7	99.5	99.5	99.6	
01/02/13	0.0	0.3	0.2	0.0	0.2	
03/05/13	0.1	0.0	0.0	0.0	0.1	
06/09/13	0.0	0.0	0.1	0.4	0.1	
10/19/13	0.0	0.0	0.1	0.0	0.0	
20-39	0.0	0.0	0.1	0.1	0.0	
40	0.0	0.0	0.0	0.1	0.0	
N of Valid	2018	2135	1739	1332	7224	
N of Miss	522	297	310	191	1320	

Table 158: On how many occasions have you used other chemical products (bath salts, plant food, etc.) in your lifetime?


Response	6	8	10	12	Total	
0	98.7	98.3	99.0	99.3	98.8	
01/02/13	0.5	0.9	0.6	0.5	0.7	
03/05/13	0.3	0.2	0.1	0.0	0.2	
06/09/13	0.1	0.2	0.0	0.0	0.1	
10/19/13	0.1	0.0	0.1	0.0	0.1	
20-39	0.0	0.1	0.1	0.1	0.1	
40	0.2	0.2	0.2	0.2	0.2	
N of Valid	2014	2137	1740	1331	7222	
N of Miss	526	295	309	192	1322	

Table 159: On how many occasions have you used other chemical products (bath salts, plant food, etc.) during the past 30 days?


Response	6	8	10	12	Total	
0	99.3	99.3	99.4	99.6	99.4	
01/02/13	0.3	0.3	0.3	0.2	0.3	
03/05/13	0.1	0.1	0.1	0.0	0.1	
06/09/13	0.0	0.1	0.1	0.1	0.1	
10/19/13	0.1	0.1	0.0	0.0	0.1	
20-39	0.0	0.0	0.1	0.0	0.0	
40	0.1	0.0	0.1	0.1	0.1	
N of Valid	2014	2133	1741	1332	7220	
N of Miss	526	299	308	191	1324	

Table 160: On how many occasions have you used heroin or other opiates in your lifetime?


Response	6	8	10	12	Total	
0	99.9	99.3	98.6	98.2	99.1	
01/02/13	0.0	0.4	0.4	0.6	0.3	
03/05/13	0.0	0.1	0.3	0.1	0.1	
06/09/13	0.0	0.0	0.1	0.3	0.1	
10/19/13	0.0	0.0	0.2	0.3	0.1	
20-39	0.0	0.0	0.3	0.2	0.1	
40	0.0	0.1	0.2	0.3	0.1	
N of Valid	2010	2133	1741	1334	7218	
N of Miss	530	299	308	189	1326	

Table 161: On how many occasions have you used heroin or other opiates during the past 30 days?


Response	6	8	10	12	Total	
0	100.0	99.6	99.3	99.2	99.6	
01/02/13	0.0	0.3	0.3	0.4	0.2	
03/05/13	0.0	0.1	0.0	0.1	0.0	
06/09/13	0.0	0.0	0.3	0.2	0.1	
10/19/13	0.0	0.0	0.1	0.1	0.0	
20-39	0.0	0.0	0.0	0.1	0.0	
40	0.0	0.0	0.0	0.0	0.0	
N of Valid	2007	2129	1738	1332	7206	
N of Miss	533	303	311	191	1338	

Table 162: On how many occasions have you used MDMA ('X', 'E', or ecstasy) in your lifetime?


Response	6	8	10	12	Total	
0	99.9	99.0	97.4	95.9	98.3	
01/02/13	0.1	0.6	1.5	2.0	0.9	
03/05/13	0.1	0.1	0.6	0.9	0.4	
06/09/13	0.0	0.1	0.2	0.5	0.2	
10/19/13	0.0	0.0	0.1	0.2	0.1	
20-39	0.0	0.0	0.1	0.2	0.1	
40	0.0	0.1	0.2	0.4	0.1	
N of Valid	1993	2128	1740	1330	7191	
N of Miss	547	304	309	193	1353	

Table 163: On how many occasions have you used MDMA ('X', 'E', or ecstasy) during the past 30 days?


Response	6	8	10	12	Total	
0	99.9	99.5	99.3	99.1	99.5	
01/02/13	0.1	0.2	0.4	0.7	0.3	
03/05/13	0.1	0.2	0.1	0.2	0.1	
06/09/13	0.0	0.0	0.1	0.0	0.0	
10/19/13	0.0	0.0	0.0	0.0	0.0	
20-39	0.0	0.0	0.1	0.1	0.0	
40	0.0	0.0	0.1	0.0	0.0	
N of Valid	1989	2127	1739	1329	7184	
N of Miss	551	305	310	194	1360	

Table 164: On how many occasions have you taken prescription drugs (such as Valium, Xanax, Ritalin, Adderall, OxyContin, Darvocet, or sleeping pills) not prescribed to you in your lifetime?








Response	6	8	10	12	Total	
0	98.1	95.0	87.3	85.0	92.2	
01/02/13	1.1	2.4	4.1	3.9	2.7	
03/05/13	0.5	0.9	2.7	3.5	1.7	
06/09/13	0.1	0.5	1.7	1.7	0.9	
10/19/13	0.1	0.5	1.7	2.0	0.9	
20-39	0.0	0.5	0.8	1.2	0.6	
40	0.2	0.3	1.6	2.7	1.0	
N of Valid	1998	2127	1735	1330	7190	
N of Miss	542	305	314	193	1354	

Table 165: On how many occasions have you taken prescription drugs (such as Valium, Xanax, Ritalin, Adderall, OxyContin, Darvocet, or sleeping pills) not prescribed to you during the past 30 days?








Response	6	8	10	12	Total	
0	99.2	98.0	94.5	93.4	96.6	
01/02/13	0.4	0.8	2.4	3.2	1.5	
03/05/13	0.1	0.7	1.4	1.1	0.8	
06/09/13	0.0	0.2	0.8	1.2	0.5	
10/19/13	0.0	0.1	0.5	0.5	0.2	
20-39	0.1	0.1	0.2	0.3	0.2	
40	0.1	0.1	0.1	0.3	0.2	
N of Valid	2003	2121	1741	1327	7192	
N of Miss	537	311	308	196	1352	

Table 166: On how many occasions have you taken non-prescription medicines such as diet pills (for example, Dietac, Dexatrim or Prolamine), stay-awake pills (for example No-Doz, Vivarin, or Wake), or cough or cold medicines (robos, DXM, etc.) to get high in your lifetime?








Response	6	8	10	12	Total	
0	98.5	97.5	94.9	93.5	96.4	
01/02/13	0.8	1.0	1.7	2.1	1.3	
03/05/13	0.4	0.5	1.3	1.7	0.9	
06/09/13	0.1	0.4	0.6	1.0	0.5	
10/19/13	0.1	0.2	0.6	0.7	0.4	
20-39	0.0	0.1	0.4	0.3	0.2	
40	0.2	0.3	0.5	0.8	0.4	
N of Valid	1995	2128	1736	1329	7188	
N of Miss	545	304	313	194	1356	

Table 167: On how many occasions have you taken non-prescription medicines such as diet pills (for example, Dietac, Dexatrim or Prolamine), stay-awake pills (for example No-Doz, Vivarin, or Wake), or cough or cold medicines (robos, DXM, etc.) to get high during the past 30 days?








Response	6	8	10	12	Total	
0	99.3	98.7	98.1	98.0	98.6	
01/02/13	0.4	0.5	0.9	1.1	0.7	
03/05/13	0.2	0.4	0.8	0.2	0.4	
06/09/13	0.1	0.2	0.2	0.5	0.2	
10/19/13	0.0	0.0	0.1	0.2	0.1	
20-39	0.0	0.0	0.0	0.1	0.0	
40	0.1	0.0	0.0	0.0	0.0	
N of Valid	1995	2122	1733	1327	7177	
N of Miss	545	310	316	196	1367	

Table 168: On how many occasions have you been drunk or very high from drinking alcoholic beverages during the past 30 days?








Response	6	8	10	12	Total	
0	98.6	95.0	87.6	82.3	91.9	
01/02/13	1.0	2.5	5.7	8.6	4.0	
03/05/13	0.2	1.3	2.8	4.8	2.0	
06/09/13	0.1	0.5	1.9	1.6	0.9	
10/19/13	0.1	0.2	0.7	1.4	0.5	
20-39	0.0	0.2	0.6	0.7	0.3	
40	0.1	0.3	0.7	0.6	0.4	
N of Valid	1991	2115	1728	1325	7159	
N of Miss	549	317	321	198	1385	

Table 169: On how many occasions have you drunk flavored alcoholic beverages, sometimes called 'alcopops' (like Mike's Hard Lemonade, Smirnoff Ice, Bacardi Breezers, etc.) in your lifetime?








Response	6	8	10	12	Total	
0	95.4	85.3	72.4	60.5	80.4	
01/02/13	2.8	7.3	8.4	9.6	6.7	
03/05/13	1.0	3.5	6.9	9.1	4.7	
06/09/13	0.4	1.3	4.5	6.4	2.8	
10/19/13	0.2	1.3	3.4	6.8	2.5	
20-39	0.1	0.6	1.9	2.5	1.1	
40	0.1	0.8	2.5	5.1	1.8	
N of Valid	2002	2118	1734	1326	7180	
N of Miss	538	314	315	197	1364	

Table 170: On how many occasions have you drunk flavored alcoholic beverages, sometimes called 'alcopops' (like Mike's Hard Lemonade, Smirnoff Ice, Bacardi Breezers, etc.) during the past 30 days?








Response	6	8	10	12	Total	
0	97.8	94.8	88.4	84.8	92.2	
01/02/13	1.7	2.9	5.4	8.9	4.3	
03/05/13	0.3	1.2	3.3	3.6	1.9	
06/09/13	0.1	0.7	1.7	1.4	0.9	
10/19/13	0.1	0.1	0.5	0.8	0.3	
20-39	0.1	0.1	0.2	0.2	0.1	
40	0.1	0.2	0.5	0.3	0.2	
N of Valid	1993	2116	1736	1330	7175	
N of Miss	547	316	313	193	1369	

Table 171: If you used prescription drugs or over the counter drugs without a doctor telling you to use it or for the purpose of getting high, where did you get these drugs?












Response	6	8	10	12	Total	
I did not use prescription drugs or over the counter drugs to get high.	97.5	95.0	89.1	87.2	92.8	
I bought it or took it from a store or shop.	0.4	0.5	0.7	1.5	0.7	
I got it from my parents with permission.	0.5	0.8	0.9	1.3	0.8	
I got it from home without permission.	0.2	0.4	1.5	0.9	0.7	
I got it from a relative with permission.	0.1	0.3	1.0	0.8	0.5	
I got it from a relative without permission.	0.2	0.4	0.7	0.6	0.4	
I got it from a friends home with permission.	0.1	0.3	1.1	0.8	0.6	
I got it from a friends home without permission.	0.2	0.1	0.3	0.3	0.2	
I got it from a friend while at school.	0.2	0.6	1.1	1.2	0.7	
I got it from a friend while at a party.	0.2	0.3	0.5	0.8	0.4	
I got it from a friend, elsewhere	0.5	1.2	3.1	4.5	2.1	
N of Valid	1891	2058	1669	1302	6920	
N of Miss	649	374	380	221	1624	

Table 172: During the last month, about how many marijuana cigarettes, or the equivalent, did you smoke a day, on the average?


Response	6	8	10	12	Total	
None	98.0	91.2	84.4	79.4	89.2	
Less than 1 a day	1.0	3.4	5.6	8.4	4.2	
1 a day	0.2	1.3	2.4	2.5	1.5	
2-3 a day	0.4	2.4	4.2	5.7	2.9	
4-6 a day	0.2	0.7	1.6	2.0	1.0	
7-10 a day	0.1	0.3	0.5	0.8	0.4	
11 or more a day	0.3	0.7	1.2	1.1	0.8	
N of Valid	1919	2075	1689	1308	6991	
N of Miss	621	357	360	215	1553	

Table 173: How wrong do your friends feel it would be for YOU to: drink alcohol?


Response	6	8	10	12	Total	
Very wrong	83.2	62.6	47.1	43.4	60.9	
Wrong	10.6	18.8	22.9	19.9	17.8	
A little bit wrong	3.9	11.4	16.8	20.9	12.4	
Not wrong at all	2.3	7.2	13.1	15.9	8.9	
N of Valid	1908	2070	1682	1304	6964	
N of Miss	632	362	367	219	1580	

Table 174: How wrong do your friends feel it would be for YOU to: smoke tobacco?


Response	6	8	10	12	Total	
Very wrong	87.7	70.6	54.9	51.8	68.0	
Wrong	8.1	16.8	21.9	19.8	16.2	
A little bit wrong	2.3	6.5	12.1	13.1	7.9	
Not wrong at all	1.9	6.1	11.1	15.4	7.9	
N of Valid	1899	2067	1664	1301	6931	
N of Miss	641	365	385	222	1613	



Table 175: How wrong do your friends feel it would be for YOU to: smoke marijuana?

Response	6	8	10	12	Total	
Very wrong	88.4	63.2	41.0	37.4	59.9	
Wrong	6.4	12.3	15.1	14.3	11.7	
A little bit wrong	2.5	10.9	18.4	18.4	11.8	
Not wrong at all	2.7	13.6	25.5	29.9	16.5	
N of Valid	1899	2066	1672	1301	6938	
N of Miss	641	366	377	222	1606	

Table 176: How wrong do your friends feel it would be for YOU to: use prescription drugs not prescribed to you

Response	6	8	10	12	Total	
Very wrong	87.8	75.9	61.7	64.4	73.6	
Wrong	7.7	12.9	18.9	16.4	13.6	
A little bit wrong	2.1	6.8	9.6	9.1	6.6	
Not wrong at all	2.4	4.4	9.7	10.0	6.2	
N of Valid	1895	2066	1672	1301	6934	
N of Miss	645	366	377	222	1610	

Table 177: How wrong would most adults (over 21) in your neighborhood think it is for kids your age: to use marijuana?

Response	6	8	10	12	Total	
Very wrong	88.6	75.9	58.9	58.3	71.9	
Wrong	6.4	11.8	19.0	18.3	13.3	
A little bit wrong	2.6	7.1	13.0	13.0	8.4	
Not wrong at all	2.4	5.2	9.2	10.4	6.4	
N of Valid	1888	2057	1678	1292	6915	
N of Miss	652	375	371	231	1629	

Table 178: How wrong would most adults (over 21) in your neighborhood think it is for kids your age: to drink alcohol?


Response	6	8	10	12	Total	
Very wrong	84.8	73.4	56.8	54.7	69.0	
Wrong	8.3	14.2	21.3	21.1	15.6	
A little bit wrong	4.2	7.3	13.3	14.0	9.2	
Not wrong at all	2.8	5.1	8.6	10.2	6.3	
N of Valid	1878	2054	1668	1290	6890	
N of Miss	662	378	381	233	1654	

Table 179: How wrong would most adults (over 21) in your neighborhood think it is for kids your age: to smoke cigarettes?


Response	6	8	10	12	Total	
Very wrong	85.3	75.6	60.6	57.2	71.2	
Wrong	7.5	13.4	19.8	18.8	14.4	
A little bit wrong	3.9	5.8	11.1	13.0	7.9	
Not wrong at all	3.2	5.2	8.4	11.0	6.5	
N of Valid	1877	2045	1669	1284	6875	
N of Miss	663	387	380	239	1669	

Table 180: How much do each of the following statements describe your neighborhood? crime and/or drug selling


Response	6	8	10	12	Total	
NO!	73.5	64.2	52.5	56.4	62.4	
no	13.0	19.0	23.5	21.0	18.8	
yes	7.9	10.7	14.8	13.7	11.5	
YES!	5.5	6.1	9.2	8.9	7.2	
N of Valid	1865	2043	1670	1295	6873	
N of Miss	675	389	379	228	1671	

Table 181: How much do each of the following statements describe your neighborhood? fights





Response	6	8	10	12	Total	
NO!	60.2	56.2	52.1	57.7	56.6	
no	15.7	18.9	24.6	22.6	20.1	
yes	14.7	16.1	15.4	13.2	15.0	
YES!	9.4	8.8	7.9	6.5	8.3	
N of Valid	1846	2040	1667	1286	6839	
N of Miss	694	392	382	237	1705	

Table 182: How much do each of the following statements describe your neighborhood? lots of empty or abandoned buildings





Response	6	8	10	12	Total	
NO!	71.7	65.7	60.7	64.3	65.9	
no	18.2	23.6	26.4	25.2	23.1	
yes	6.0	6.8	7.9	6.1	6.7	
YES!	4.1	3.9	5.0	4.4	4.3	
N of Valid	1843	2040	1658	1287	6828	
N of Miss	697	392	391	236	1716	

Table 183: How much do each of the following statements describe your neighborhood? lots of graffiti





Response	6	8	10	12	Total	
NO!	77.5	71.0	67.2	70.4	71.7	
no	16.0	21.1	25.1	24.0	21.3	
yes	3.5	5.1	4.4	3.2	4.2	
YES!	2.9	2.8	3.3	2.3	2.9	
N of Valid	1804	2027	1653	1282	6766	
N of Miss	736	405	396	241	1778	

Table 184: I feel safe in my neighborhood.


Response	6	8	10	12	Total	
NO!	11.5	10.2	10.0	9.9	10.4	
no	9.3	10.0	10.3	8.9	9.7	
yes	24.9	31.2	34.5	33.4	30.7	
YES!	54.3	48.6	45.3	47.8	49.2	
N of Valid	1846	2025	1666	1281	6818	
N of Miss	694	407	383	242	1726	

Table 185: If a kid smoked marijuana in your neighborhood would he or she be caught by the police?

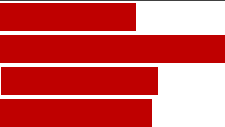
Response	6	8	10	12	Total	
NO!	15.6	19.7	22.6	22.2	19.8	
no	17.5	32.5	45.1	48.5	34.6	
yes	25.2	27.2	19.9	18.5	23.2	
YES!	41.7	20.6	12.4	10.8	22.4	
N of Valid	1805	2005	1651	1271	6732	
N of Miss	735	427	398	252	1812	

Table 186: If a kid drank some beer, wine or hard liquor (for example, vodka, whiskey, or gin) in your neighborhood would he or she be caught by the police?

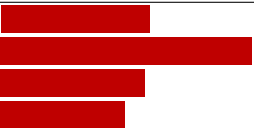
Response	6	8	10	12	Total	
NO!	16.9	22.2	24.8	25.1	22.0	
no	22.0	37.4	49.2	51.6	38.9	
yes	25.9	24.4	17.0	15.1	21.2	
YES!	35.2	16.0	9.0	8.2	17.9	
N of Valid	1786	2000	1650	1268	6704	
N of Miss	754	432	399	255	1840	

Table 187: If a kid carried a handgun in your neighborhood would he or she be caught by the police?





Response	6	8	10	12	Total	
NO!	14.3	16.6	18.5	18.9	16.9	
no	12.2	24.0	34.1	35.4	25.5	
yes	24.1	29.2	26.1	25.9	26.5	
YES!	49.3	30.3	21.3	19.8	31.2	
N of Valid	1781	1993	1648	1262	6684	
N of Miss	759	439	401	261	1860	

Table 188: If you wanted to get some cigarettes, how easy would it be for you to get some?





Response	6	8	10	12	Total	
Very hard	81.1	56.1	35.8	23.1	51.3	
Sort of hard	7.3	13.9	14.1	9.4	11.4	
Sort of easy	5.4	15.4	21.9	20.3	15.3	
Very easy	6.1	14.6	28.1	47.2	22.0	
N of Valid	1730	1976	1627	1266	6599	
N of Miss	810	456	422	257	1945	

Table 189: If you wanted to get some beer, wine or hard liquor (for example, vodka, whiskey, or gin), how easy would it be for you to get some?





Response	6	8	10	12	Total	
Very hard	77.6	51.5	30.1	21.0	47.2	
Sort of hard	9.7	14.7	14.1	14.7	13.2	
Sort of easy	6.9	15.6	25.2	27.6	18.0	
Very easy	5.9	18.3	30.6	36.7	21.6	
N of Valid	1722	1966	1627	1265	6580	
N of Miss	818	466	422	258	1964	

Table 190: If you wanted to get a drug like cocaine, LSD, or amphetamines, how easy would it be for you to get some?





Response	6	8	10	12	Total	
Very hard	92.6	82.5	65.0	61.3	76.7	
Sort of hard	3.7	9.4	16.5	17.6	11.3	
Sort of easy	1.9	3.7	9.0	10.5	5.8	
Very easy	1.8	4.4	9.5	10.5	6.2	
N of Valid	1711	1961	1623	1262	6557	
N of Miss	829	471	426	261	1987	

Table 191: If you wanted to get a handgun, how easy would it be for you to get one?





Response	6	8	10	12	Total	
Very hard	83.8	72.0	56.0	51.9	67.3	
Sort of hard	7.4	10.6	16.5	16.3	12.3	
Sort of easy	4.3	7.5	12.8	13.0	9.0	
Very easy	4.5	9.9	14.7	18.8	11.4	
N of Valid	1712	1964	1621	1261	6558	
N of Miss	828	468	428	262	1986	

Table 192: If you wanted to get some marijuana, how easy would it be for you to get some?





Response	6	8	10	12	Total	
Very hard	89.7	60.8	33.6	25.3	54.7	
Sort of hard	3.9	8.3	9.2	7.1	7.1	
Sort of easy	2.0	10.9	15.5	17.0	10.9	
Very easy	4.4	20.0	41.7	50.6	27.2	
N of Valid	1690	1949	1615	1255	6509	
N of Miss	850	483	434	268	2035	

Table 193: If you wanted to get prescription drugs for the purpose of getting high, how easy would it be for you to get some?





Response	6	8	10	12	Total	
Very hard	86.3	67.6	44.0	38.0	60.9	
Sort of hard	5.6	11.1	16.1	16.4	11.9	
Sort of easy	3.7	10.5	17.4	18.0	11.9	
Very easy	4.3	10.9	22.5	27.6	15.3	
N of Valid	1704	1951	1618	1262	6535	
N of Miss	836	481	431	261	2009	

Table 194: If you wanted to get synthetic marijuana such as K2 or chemical products such as bath salts to get high, how easy would it be for you to get some?





Response	6	8	10	12	Total	
Very hard	91.9	79.7	61.0	55.5	73.6	
Sort of hard	3.3	7.9	14.8	17.2	10.2	
Sort of easy	1.5	5.4	10.9	11.9	7.0	
Very easy	3.3	7.0	13.2	15.4	9.2	
N of Valid	1707	1959	1617	1263	6546	
N of Miss	833	473	432	260	1998	

Table 195: If you wanted to get steroids to enhance athletic performance, how easy would it be for you to get some?





Response	6	8	10	12	Total	
Very hard	89.3	82.7	69.0	65.5	77.7	
Sort of hard	4.9	8.8	15.4	16.0	10.8	
Sort of easy	2.7	3.9	7.5	9.5	5.5	
Very easy	3.1	4.6	8.1	9.0	5.9	
N of Valid	1698	1955	1614	1263	6530	
N of Miss	842	477	435	260	2014	

Table 196: During the past 12 months, have you participated in any alcohol prevention programs or seen any alcohol prevention messages in your school or community? Yes, a school-based program focused on preventing underage drinking and/or drinking and driving.



Response	6	8	10	12	Total	
No	78.1	79.6	87.6	90.3	83.0	
Yes	21.9	20.4	12.4	9.7	17.0	
N of Valid	2540	2432	2049	1523	8544	
N of Miss	0	0	0	0	0	

Table 197: During the past 12 months, have you participated in any alcohol prevention programs or seen any alcohol prevention messages in your school or community? Yes, a community-based program focused on preventing underage drinking and/or drinking and driving (for example, through your church or temple or through youth groups like Boys and Girls Club or 4-H).



Response	6	8	10	12	Total	
No	90.6	92.5	94.4	95.5	92.9	
Yes	9.4	7.5	5.6	4.5	7.1	
N of Valid	2540	2432	2049	1523	8544	
N of Miss	0	0	0	0	0	

Table 198: During the past 12 months, have you participated in any alcohol prevention programs or seen any alcohol prevention messages in your school or community? Yes, a media campaign addressing underage drinking and/or drinking and driving (for example, newspaper ads, posters, pamphlets, radio, TV).



Response	6	8	10	12	Total	
No	91.2	91.2	93.2	91.7	91.8	
Yes	8.8	8.8	6.8	8.3	8.2	
N of Valid	2540	2432	2049	1523	8544	
N of Miss	0	0	0	0	0	

Table 199: During the past 12 months, have you participated in any alcohol prevention programs or seen any alcohol prevention messages in your school or community? No



Response	6	8	10	12	Total	
No	61.8	48.2	41.8	36.0	48.5	
Yes	38.2	51.8	58.2	64.0	51.5	
N of Valid	2540	2432	2049	1523	8544	
N of Miss	0	0	0	0	0	



Table 200: How wrong do your parents feel it would be for YOU to: drink beer, wine or hard liquor (for example, vodka, whiskey or gin) regularly?





Response	6	8	10	12	Total	
Very wrong	92.0	88.1	81.1	78.4	85.6	
Wrong	5.2	7.8	12.1	12.1	9.0	
A little bit wrong	1.8	2.6	3.9	7.0	3.6	
Not wrong at all	1.0	1.5	2.9	2.5	1.9	
N of Valid	1770	1971	1623	1263	6627	
N of Miss	770	461	426	260	1917	

Table 201: How wrong do your parents feel it would be for YOU to: smoke tobacco?





Response	6	8	10	12	Total	
Very wrong	95.2	90.9	84.6	81.8	88.8	
Wrong	3.5	6.0	9.5	10.1	7.0	
A little bit wrong	0.5	1.9	3.6	5.7	2.7	
Not wrong at all	0.8	1.2	2.3	2.4	1.6	
N of Valid	1766	1971	1619	1266	6622	
N of Miss	774	461	430	257	1922	

Table 202: How wrong do your parents feel it would be for YOU to: smoke marijuana?





Response	6	8	10	12	Total	
Very wrong	95.7	89.1	78.7	76.0	85.8	
Wrong	2.6	5.6	10.9	10.6	7.0	
A little bit wrong	0.9	3.0	6.0	7.3	4.0	
Not wrong at all	0.9	2.3	4.5	6.1	3.2	
N of Valid	1759	1961	1617	1262	6599	
N of Miss	781	471	432	261	1945	

Table 203: How wrong do your parents feel it would be for YOU to: use prescription drugs not prescribed to you?





Response	6	8	10	12	Total	
Very wrong	95.5	92.7	87.0	87.3	91.0	
Wrong	3.1	4.5	8.6	7.1	5.6	
A little bit wrong	0.7	1.7	2.0	3.7	1.9	
Not wrong at all	0.7	1.1	2.4	1.9	1.5	
N of Valid	1755	1967	1617	1263	6602	
N of Miss	785	465	432	260	1942	

Table 204: How wrong do your parents feel it would be for YOU to: steal something worth more than \$5?





Response	6	8	10	12	Total	
Very wrong	85.6	84.7	80.6	85.9	84.2	
Wrong	10.8	10.5	14.4	10.8	11.6	
A little bit wrong	2.3	3.2	3.3	2.2	2.8	
Not wrong at all	1.3	1.5	1.7	1.1	1.4	
N of Valid	1757	1964	1619	1263	6603	
N of Miss	783	468	430	260	1941	

Table 205: How wrong do your parents feel it would be for YOU to: draw graffiti, write things, or draw pictures on buildings or other property (without the owner's permission)?





Response	6	8	10	12	Total	
Very wrong	89.7	85.5	81.0	83.9	85.2	
Wrong	6.5	8.2	12.5	10.9	9.3	
A little bit wrong	1.9	4.1	3.4	3.3	3.2	
Not wrong at all	1.8	2.1	3.0	1.8	2.2	
N of Valid	1753	1969	1618	1263	6603	
N of Miss	787	463	431	260	1941	

Table 206: How wrong do your parents feel it would be for YOU to: pick a fight with someone?





Response	6	8	10	12	Total	
Very wrong	75.2	67.5	63.0	68.0	68.6	
Wrong	15.0	18.0	22.0	20.5	18.7	
A little bit wrong	7.4	10.6	11.0	8.6	9.5	
Not wrong at all	2.3	3.9	3.9	2.8	3.3	
N of Valid	1756	1968	1615	1266	6605	
N of Miss	784	464	434	257	1939	

Table 207: During the past 12 months, have you talked with at least one of your parents about the dangers of underage drinking and/or drinking and driving? By parents, we mean either your biological parents, adoptive parents, stepparents, or adult guardians - whether or not they live with you.



Response	6	8	10	12	Total	
No	47.4	55.7	56.4	53.9	53.4	
Yes	52.6	44.3	43.6	46.1	46.6	
N of Valid	1631	1860	1555	1217	6263	
N of Miss	909	572	494	306	2281	

Table 208: The rules in my family are clear.





Response	6	8	10	12	Total	
NO!	5.6	4.0	4.8	3.6	4.5	
no	4.1	7.0	8.7	8.4	6.9	
yes	22.9	31.3	38.8	38.1	32.3	
YES!	67.4	57.6	47.7	49.9	56.3	
N of Valid	1717	1956	1616	1262	6551	
N of Miss	823	476	433	261	1993	

Table 209: People in my family often insult or yell at each other.

Response	6	8	10	12	Total	
NO!	38.4	26.2	21.3	23.0	27.5	
no	33.1	39.6	41.5	42.0	38.9	
yes	19.2	22.7	25.5	24.8	22.9	
YES!	9.3	11.5	11.7	10.2	10.7	
N of Valid	1691	1951	1613	1261	6516	
N of Miss	849	481	436	262	2028	

Table 210: When I am not at home, one of my parents knows where I am and who I am with.

Response	6	8	10	12	Total	
NO!	6.5	4.8	4.9	3.9	5.1	
no	3.7	7.2	8.5	9.3	7.0	
yes	23.1	30.8	39.6	42.3	33.2	
YES!	66.7	57.2	46.9	44.5	54.7	
N of Valid	1687	1941	1605	1259	6492	
N of Miss	853	491	444	264	2052	

Table 211: We argue about the same things in my family over and over.

Response	6	8	10	12	Total	
NO!	43.9	25.9	17.3	17.1	26.7	
no	29.2	37.9	36.2	37.1	35.1	
yes	16.7	23.6	30.4	30.3	24.8	
YES!	10.1	12.6	16.0	15.5	13.4	
N of Valid	1678	1946	1609	1254	6487	
N of Miss	862	486	440	269	2057	

Table 212: If you drank some beer or wine or liquor (for example, vodka, whiskey, or gin) without your parents' permission, would you be caught by your parents?

Response	6	8	10	12	Total	
NO!	13.3	13.8	15.4	18.8	15.0	
no	5.0	20.2	35.6	38.5	23.6	
yes	12.6	19.7	22.3	20.4	18.6	
YES!	69.2	46.2	26.8	22.3	42.8	
N of Valid	1683	1931	1603	1253	6470	
N of Miss	857	501	446	270	2074	

Table 213: My family has clear rules about alcohol and drug use.

Response	6	8	10	12	Total	
NO!	8.1	6.1	6.8	5.0	6.6	
no	5.3	9.3	14.2	14.3	10.5	
yes	13.5	21.7	30.4	31.6	23.7	
YES!	73.0	62.9	48.6	49.1	59.3	
N of Valid	1669	1934	1602	1255	6460	
N of Miss	871	498	447	268	2084	

Table 214: If you carried a handgun without your parents' permission, would you be caught by your parents?

Response	6	8	10	12	Total	
NO!	9.7	9.7	10.3	11.5	10.2	
no	3.4	9.6	17.8	18.7	11.8	
yes	11.6	18.6	23.1	24.3	19.0	
YES!	75.3	62.0	48.8	45.5	59.0	
N of Valid	1673	1931	1599	1249	6452	
N of Miss	867	501	450	274	2092	

Table 215: If you skipped school would you be caught by your parents?





Response	6	8	10	12	Total	
NO!	8.8	9.9	10.0	13.6	10.4	
no	5.7	12.8	20.9	28.1	15.9	
yes	15.8	21.9	27.5	24.8	22.3	
YES!	69.7	55.3	41.6	33.5	51.4	
N of Valid	1666	1920	1597	1247	6430	
N of Miss	874	512	452	276	2114	

Table 216: My parents ask if I've gotten my homework done.





Response	6	8	10	12	Total	
NO!	5.2	6.8	8.9	11.8	7.9	
no	4.6	10.9	15.7	21.0	12.4	
yes	19.4	26.8	35.7	33.9	28.5	
YES!	70.8	55.5	39.7	33.3	51.3	
N of Valid	1663	1923	1599	1243	6428	
N of Miss	877	509	450	280	2116	

Table 217: People in my family have serious arguments.





Response	6	8	10	12	Total	
NO!	45.1	34.0	25.4	24.9	33.0	
no	28.9	38.0	40.7	43.9	37.5	
yes	13.4	16.5	21.8	18.3	17.3	
YES!	12.6	11.5	12.1	13.0	12.2	
N of Valid	1653	1917	1592	1249	6411	
N of Miss	887	515	457	274	2133	

Table 218: Would your parents know if you did not come home on time?





Response	6	8	10	12	Total	
NO!	6.7	7.0	6.9	8.3	7.2	
no	6.6	11.5	14.2	13.7	11.3	
yes	21.6	29.4	35.0	35.7	30.0	
YES!	65.1	52.1	43.9	42.3	51.5	
N of Valid	1660	1918	1590	1246	6414	
N of Miss	880	514	459	277	2130	

Table 219: Have any of your brothers or sisters ever: drunk beer, wine or hard liquor (for example, vodka, whiskey or gin)?




Response	6	8	10	12	Total	
No	79.1	61.4	48.4	42.1	58.9	
Yes	16.3	33.8	46.2	52.5	36.1	
I don't have any brothers or sisters	4.5	4.8	5.4	5.4	5.0	
N of Valid	1640	1905	1588	1246	6379	
N of Miss	900	527	461	277	2165	

Table 220: Have any of your brothers or sisters ever: smoked marijuana?




Response	6	8	10	12	Total	
No	90.1	72.9	58.4	53.6	70.0	
Yes	5.4	22.1	36.1	40.8	24.9	
I don't have any brothers or sisters	4.4	5.0	5.5	5.6	5.1	
N of Valid	1644	1904	1588	1247	6383	
N of Miss	896	528	461	276	2161	

Table 221: Have any of your brothers or sisters ever: smoked cigarettes?




Response	6	8	10	12	Total	
No	84.5	72.2	64.2	60.5	71.1	
Yes	11.0	22.9	30.2	33.8	23.8	
I don't have any brothers or sisters	4.5	5.0	5.6	5.8	5.1	
N of Valid	1635	1896	1584	1247	6362	
N of Miss	905	536	465	276	2182	

Table 222: Have any of your brothers or sisters ever: taken a handgun to school?




Response	6	8	10	12	Total	
No	94.7	92.8	91.5	90.9	92.6	
Yes	1.0	2.5	2.9	3.5	2.4	
I don't have any brothers or sisters	4.3	4.8	5.6	5.5	5.0	
N of Valid	1630	1893	1584	1246	6353	
N of Miss	910	539	465	277	2191	

Table 223: Have any of your brothers or sisters ever: been suspended or expelled from school?




Response	6	8	10	12	Total	
No	66.7	55.8	54.8	56.0	58.4	
Yes	28.7	39.1	39.7	38.6	36.5	
I don't have any brothers or sisters	4.6	5.1	5.6	5.5	5.2	
N of Valid	1633	1898	1585	1245	6361	
N of Miss	907	534	464	278	2183	

Table 224: Have you changed homes in the past year (the last 12 months)?



Response	6	8	10	12	Total	
No	67.5	69.5	73.6	76.3	71.3	
Yes	32.5	30.5	26.4	23.7	28.7	
N of Valid	1656	1905	1594	1255	6410	
N of Miss	884	527	455	268	2134	

Table 225: How many times have you changed homes since kindergarten?






Response	6	8	10	12	Total	
Never	35.9	27.5	23.9	23.4	28.0	
1 or 2 times	31.3	30.5	28.5	29.8	30.1	
3 or 4 times	19.4	21.3	23.7	22.3	21.6	
5 or 6 times	7.1	10.8	11.7	10.7	10.0	
7 or more times	6.4	9.9	12.2	13.8	10.3	
N of Valid	1635	1895	1584	1258	6372	
N of Miss	905	537	465	265	2172	



Table 226: Have you changed schools (including changing from elementary to middle and middle to high school) in the past year?



Response	6	8	10	12	Total	
No	29.4	59.3	60.0	73.0	54.6	
Yes	70.6	40.7	40.0	27.0	45.4	
N of Valid	1615	1889	1577	1250	6331	
N of Miss	925	543	472	273	2213	

Table 227: How many times have you changed schools since kindergarten (including changing from elementary to middle and middle to high school)?






Response	6	8	10	12	Total	
Never	25.7	17.9	14.1	13.4	18.0	
1 or 2 times	43.7	38.3	20.9	20.9	31.9	
3 or 4 times	20.3	26.4	35.5	34.4	28.7	
5 or 6 times	7.0	10.2	17.6	19.2	13.0	
7 or more times	3.3	7.3	11.9	12.2	8.4	
N of Valid	1633	1893	1584	1256	6366	
N of Miss	907	539	465	267	2178	

Table 228: Has anyone in your family ever had severe alcohol or drug problems?



Response	6	8	10	12	Total	
No	80.1	69.3	56.7	55.9	66.3	
Yes	19.9	30.7	43.3	44.1	33.7	
N of Valid	1615	1884	1582	1253	6334	
N of Miss	925	548	467	270	2210	

Table 229: About how many adults (over 21) have you known personally who in the past year have: used marijuana, crack, cocaine, or other drugs?






Response	6	8	10	12	Total	
0	79.0	63.7	47.9	43.2	59.6	
1	10.8	14.4	15.2	15.1	13.8	
2	4.3	7.6	10.5	11.7	8.3	
03/04/13	2.2	5.6	10.6	10.5	6.9	
5	3.7	8.7	15.8	19.6	11.4	
N of Valid	1603	1873	1577	1251	6304	
N of Miss	937	559	472	272	2240	

Table 230: About how many adults (over 21) have you known personally who in the past year have: sold or dealt drugs?






Response	6	8	10	12	Total	
0	88.3	74.3	61.0	60.9	71.8	
1	5.8	10.4	12.5	11.8	10.1	
2	2.3	6.0	8.6	8.5	6.2	
03/04/13	1.2	4.0	7.3	7.8	4.9	
5	2.4	5.3	10.6	11.0	7.0	
N of Valid	1592	1869	1571	1253	6285	
N of Miss	948	563	478	270	2259	

Table 231: About how many adults (over 21) have you known personally who in the past year have: done other things that could get them in trouble with the police, like stealing, selling stolen goods, mugging or assaulting others, etc.?






Response	6	8	10	12	Total	
0	82.7	70.7	61.2	62.0	69.6	
1	8.9	12.3	11.7	11.9	11.2	
2	3.3	6.3	8.0	7.0	6.1	
03/04/13	1.4	3.9	7.2	6.7	4.6	
5	3.8	6.9	12.0	12.3	8.5	
N of Valid	1592	1868	1569	1250	6279	
N of Miss	948	564	480	273	2265	

Table 232: About how many adults (over 21) have you known personally who in the past year have: gotten drunk or high?






Response	6	8	10	12	Total	
0	65.2	45.0	31.0	27.8	43.2	
1	15.8	17.5	15.3	13.4	15.7	
2	6.3	11.2	11.0	11.5	9.9	
03/04/13	4.4	6.9	11.1	13.1	8.6	
5	8.3	19.4	31.7	34.1	22.6	
N of Valid	1596	1867	1570	1250	6283	
N of Miss	944	565	479	273	2261	

Table 233: Have you seen or heard information about underage drinking in the past 12 months from the following sources? Radio



Response	6	8	10	12	Total	
No	51.7	48.5	54.2	51.6	51.4	
Yes	48.3	51.5	45.8	48.4	48.6	
N of Valid	1624	1890	1588	1279	6381	
N of Miss	916	542	461	244	2163	

Table 234: Have you seen or heard information about underage drinking in the past 12 months from the following sources? TV.



Response	6	8	10	12	Total	
No	30.7	27.9	29.3	27.7	28.9	
Yes	69.3	72.1	70.7	72.3	71.1	
N of Valid	1609	1886	1582	1280	6357	
N of Miss	931	546	467	243	2187	

Table 235: Have you seen or heard information about underage drinking in the past 12 months from the following sources? Print. This includes information on underage drinking you may have seen in the newspaper, on a billboard, in pamphlets, on stickers, etc.



Response	6	8	10	12	Total	
No	50.7	47.7	47.2	46.6	48.1	
Yes	49.3	52.3	52.8	53.4	51.9	
N of Valid	1599	1881	1584	1279	6343	
N of Miss	941	551	465	244	2201	

Table 236: Have you seen or heard information about underage drinking in the past 12 months from the following sources? Website or social media? (Facebook, Myspace, website, etc.)



Response	6	8	10	12	Total	
No	54.0	45.1	44.3	44.8	47.1	
Yes	46.0	54.9	55.7	55.2	52.9	
N of Valid	1601	1879	1581	1280	6341	
N of Miss	939	553	468	243	2203	

Table 237: The next questions ask about your opinions of the information you saw or heard. If you have seen or heard more than one ad, please think about your favorite ad when answering these questions. The information about underage drinking that I saw or heard was convincing.






Response	6	8	10	12	Total	
NO!	31.0	20.8	19.2	18.4	22.5	
no	9.0	14.0	20.6	21.3	15.9	
yes	16.5	27.2	31.5	30.0	26.2	
YES!	22.8	22.2	15.6	17.6	19.8	
I have not seen or heard any ads about underage drinking in the past 12 months.	20.7	15.7	13.1	12.8	15.7	
N of Valid	1573	1861	1569	1275	6278	
N of Miss	967	571	480	248	2266	

Table 238: The next questions ask about your opinions of the information you saw or heard. If you have seen or heard more than one ad, please think about your favorite ad when answering these questions. The information about underage drinking that I saw or heard grabbed my attention.






Response	6	8	10	12	Total	
NO!	27.7	17.0	16.7	16.7	19.5	
no	10.4	18.2	25.5	24.6	19.4	
yes	16.6	25.5	28.7	27.8	24.5	
YES!	25.1	24.0	16.2	18.6	21.2	
I have not seen or heard any ads about underage drinking in the past 12 months.	20.3	15.4	12.8	12.3	15.4	
N of Valid	1576	1861	1567	1273	6277	
N of Miss	964	571	482	250	2267	

Table 239: The next questions ask about your opinions of the information you saw or heard. If you have seen or heard more than one ad, please think about your favorite ad when answering these questions. The information about underage drinking that I saw or heard said something important to me.






Response	6	8	10	12	Total	
NO!	24.4	18.4	17.8	18.1	19.7	
no	9.7	17.9	24.1	26.4	19.1	
yes	15.2	23.0	27.4	23.9	22.4	
YES!	28.6	24.6	17.6	18.6	22.6	
I have not seen or heard any ads about underage drinking in the past 12 months.	22.0	16.0	13.1	12.9	16.2	
N of Valid	1563	1854	1561	1271	6249	
N of Miss	977	578	488	252	2295	

Table 240: The next questions ask about your opinions of the information you saw or heard. If you have seen or heard more than one ad, please think about your favorite ad when answering these questions. Seeing or hearing this information about underage drinking made me want to stop or decrease my drinking.










Response	6	8	10	12	Total	
NO!	27.8	20.3	21.7	21.8	22.8	
no	6.0	12.3	20.1	24.5	15.2	
yes	6.9	15.4	18.8	17.8	14.7	
YES!	24.3	25.1	18.6	18.4	21.9	
I have not seen or heard any ads about underage drinking in the past 12 months.	35.0	27.0	20.9	17.5	25.4	
N of Valid	1471	1782	1524	1243	6020	
N of Miss	1069	650	525	280	2524	

Table 241: How honest were you in filling out this survey?

Response	6	8	10	12	Total	
I was very honest	84.0	77.0	78.6	81.6	80.1	
I was honest pretty much of the time	13.3	17.4	16.6	14.0	15.4	
I was honest some of the time	2.2	4.1	3.2	3.3	3.2	
I was honest once in a while	0.5	1.5	1.6	1.2	1.2	
I was not honest at all	0.0	0.0	0.0	0.0	0.0	
N of Valid	1672	1889	1606	1290	6457	
N of Miss	868	543	443	233	2087	